



# Minnesota Health Care Spending

2021

Health care spending for Minnesota residents reached **\$63.4 billion in 2021**, an increase of 6.4%



This was slightly lower than growth 2020 (6.7%), with reduced spending related to decreased COVID-19 pandemic support spending.



For the second year in a row, private payer spending represented less than half (48.1%) of total health care spending.



Mainly due to increased enrollment, including in Medicare, public payer health care spending grew by **\$1.5 BILLION**

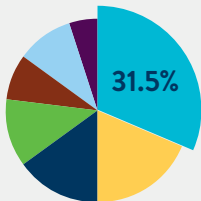
## Did you know?

ANNUAL FAMILY PREMIUM  
**\$21,000**

Average annual family premiums for Minnesotans are over **\$21,000 per year.**

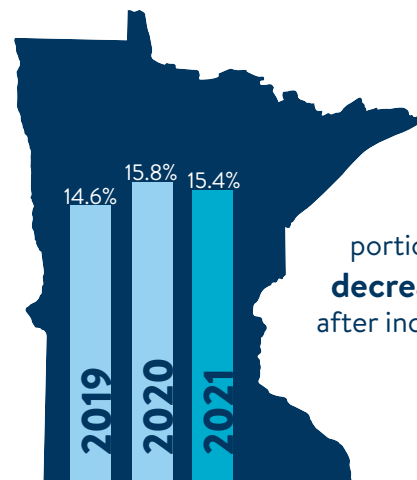



A new compact car averaged **\$24,351.**



Hospital spending accounted for almost one-third of total spending – nearly **\$20 billion.**

Increased hospital spending in 2021 accounted for **32.2%** of total spending growth.



Health care spending as a portion of the state's economy **decreased in 2021 to 15.4%** after increasing to 15.8% in 2020.

### Sources

Minnesota Department of Health, Key Trends for Minnesota Health Care Spending in 2021.

Agency for Healthcare Research and Quality, Medical Expenditure Panel Survey Insurance Component, 2021

Kelley Blue Book, New Vehicle Prices, September 2022



For additional information and the complete report, please visit the [Minnesota Department of Health, Health Economics website at \(www.health.mn.gov/data/economics\)](http://www.health.mn.gov/data/economics).