

Off-Season Influenza & Respiratory Illness Activity Report

Week Ending September 7, 2024 | WEEK 36

A summary of influenza surveillance indicators prepared by the Division of Infectious Disease Epidemiology Prevention & Control.
All data are preliminary and may change as more information is received.

Contents

Hospitalized Influenza Surveillance	2
Sentinel Provider Surveillance (Outpatients)	3
Laboratory Surveillance	4

[Minnesota Influenza Surveillance \(www.health.state.mn.us/diseases/flu/stats/\)](http://www.health.state.mn.us/diseases/flu/stats/)

[Weekly U.S. Influenza Surveillance Report \(www.cdc.gov/flu/weekly/\)](http://www.cdc.gov/flu/weekly/)

[World Health Organization \(WHO\) Surveillance \(www.who.int/teams/global-influenza-programme/surveillance-and-monitoring/influenza-surveillance-outputs\)](http://www.who.int/teams/global-influenza-programme/surveillance-and-monitoring/influenza-surveillance-outputs)

Neighboring states' influenza information:

Iowa: [Iowa Flu Reports \(idph.iowa.gov/influenza/reports\)](http://idph.iowa.gov/influenza/reports)

Wisconsin: [Influenza \(Flu\) \(https://dhs.wisconsin.gov/influenza/index.htm\)](https://dhs.wisconsin.gov/influenza/index.htm)

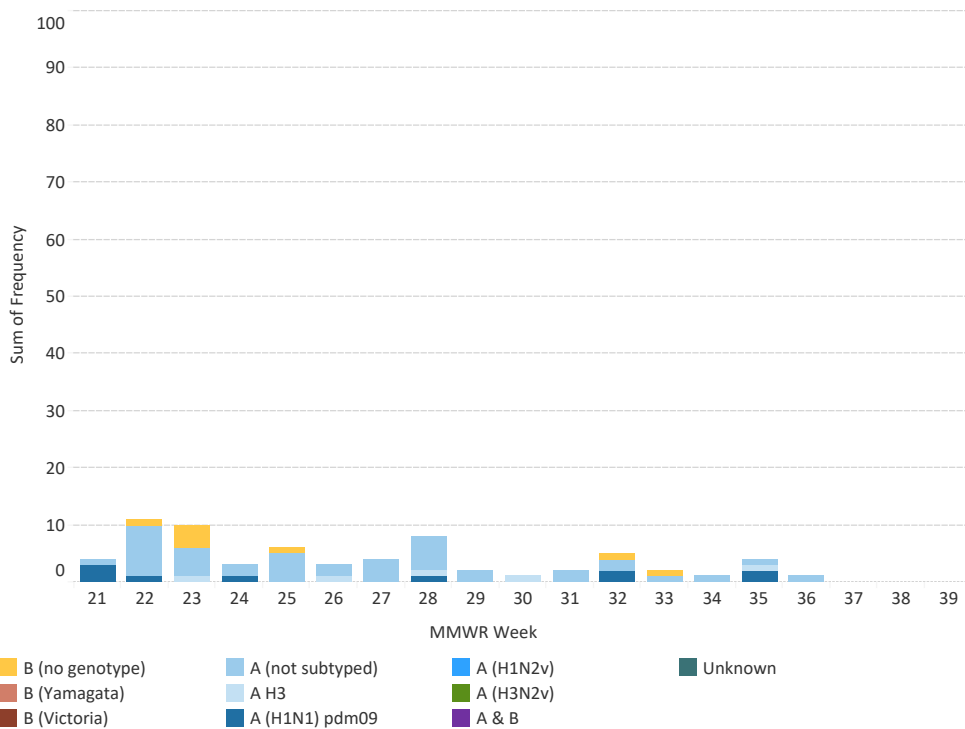
North Dakota: [Reported Seasonal Influenza Activity in North Dakota \(www.ndflu.com/default.aspx\)](http://www.ndflu.com/default.aspx)

South Dakota: [South Dakota Influenza Information \(doh.sd.gov/diseases/infectious/flu/\)](http://doh.sd.gov/diseases/infectious/flu/)

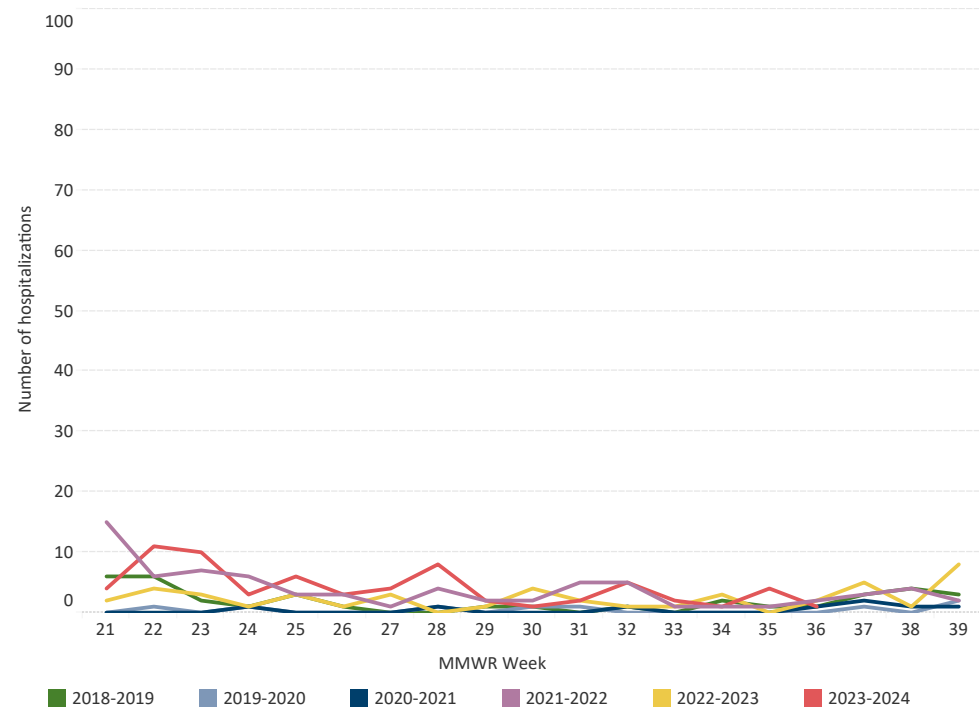
Hospitalized Influenza Surveillance

Hospitalized influenza cases are based on disease reports of laboratory-positive influenza (via DFA, IFA, viral culture, EIA, rapid test, paired serological tests or RT-PCR) and specimens from hospitalized patients with acute respiratory illness submitted to MDH-PHL by hospitals and laboratories. Due to the need to confirm reports and reporting delays, consider current week data preliminary.

Hospitalized Influenza Cases by Type, Minnesota (FluSurv-NET*)



Hospitalized Influenza Cases by Season, Minnesota (FluSurv-NET*)



Hospitalizations this week	Hospitalizations last week	Total summer hospitalizations (to date; weeks 20-39)
1	4	67

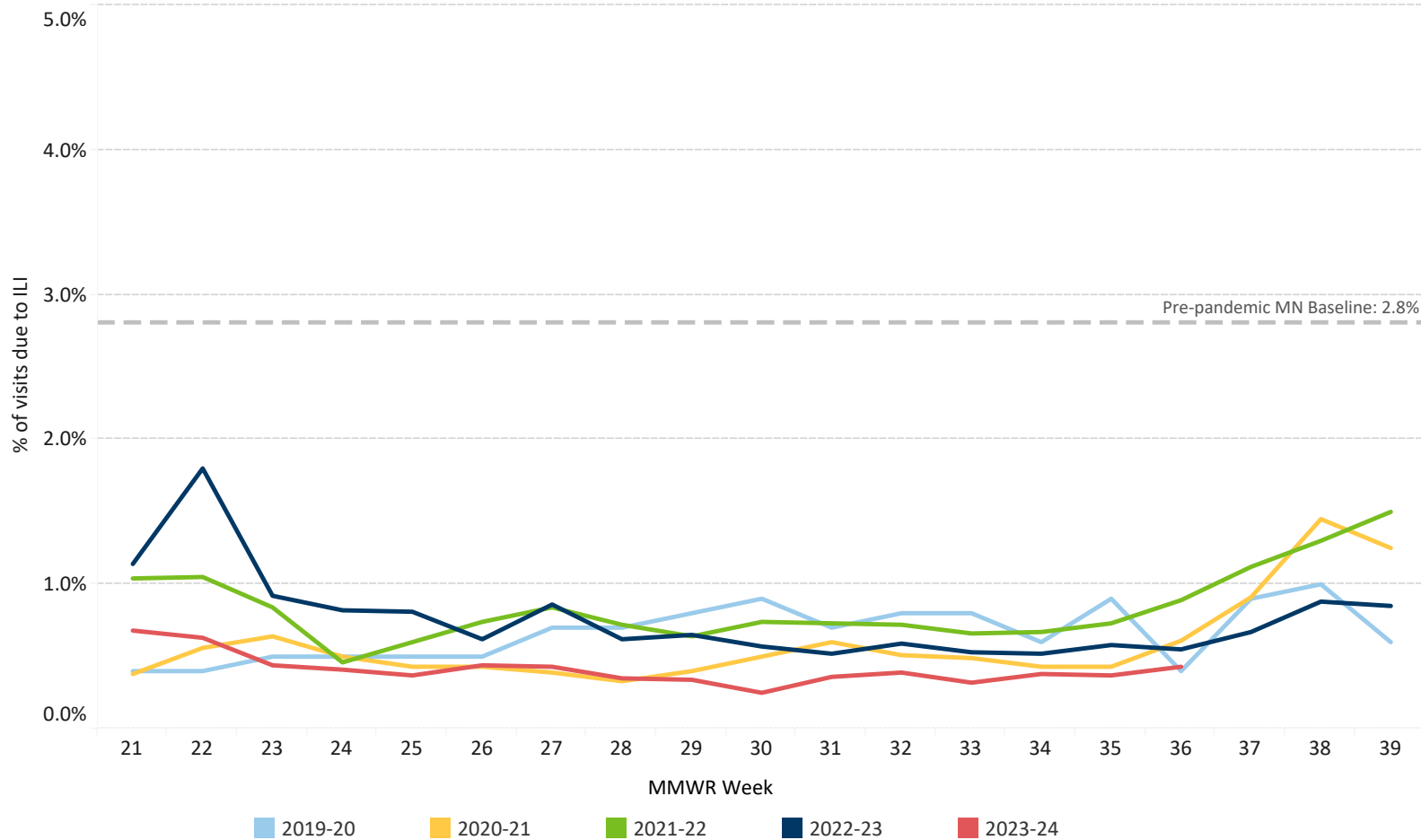
Summer season (weeks 20-39)	Total Hospitalizations (historic)
2019	36
2020	8
2021	8
2022	73
2023	45
2024 (to date)	67

*FluSurv-NET = Influenza Surveillance Network

Sentinel Provider Surveillance (Outpatients)

MDH collaborates with healthcare providers who report the total number of patients seen and the total number of those patients presenting to outpatient clinics with influenza-like illness.

Percentage of Persons Presenting to Outpatient Clinics with Influenza-Like Illness (ILI)*



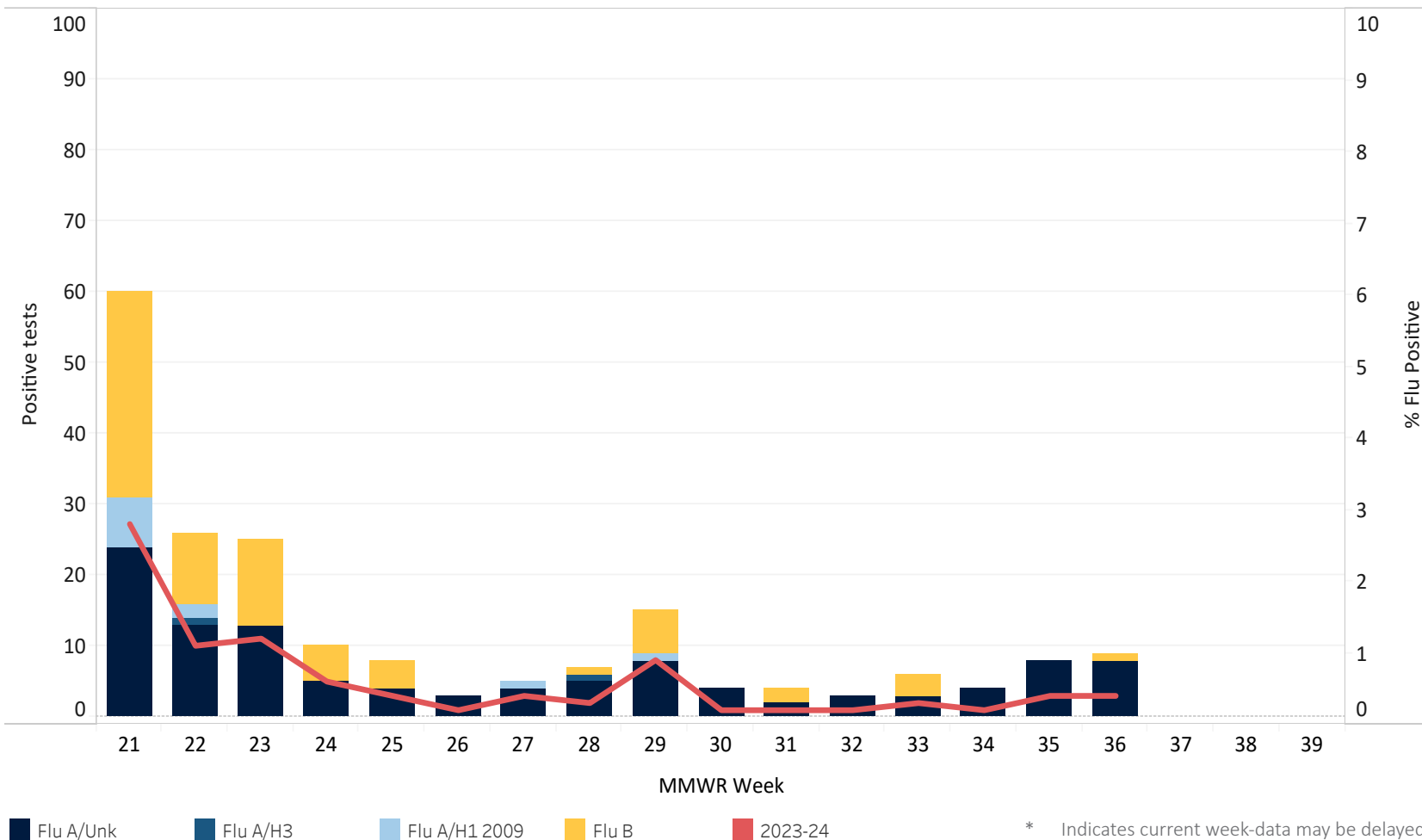
% of outpatients with ILI this week	% of outpatients with ILI last week
0.4%	0.4%

* Indicates current week-data may be delayed by 1 or more weeks

Laboratory Surveillance

The MN Lab System (MLS) Laboratory Influenza Surveillance Program is made up of more than 100 clinic- and hospital-based laboratories, voluntarily submitting testing data weekly. These laboratories perform antigen and molecular testing for influenza and Respiratory Syncytial Virus (RSV). A subset of labs also performs PCR testing for other respiratory viruses. MDH-PHL provides further characterization of submitted influenza isolates to determine the hemagglutinin serotype to indicate vaccine coverage. Tracking the laboratory results assists healthcare providers with patient diagnosis of influenza-like illness and provides an indicator of the progression of the influenza season as well as prevalence of disease in the community.

Specimens Positive for Influenza by Molecular Testing*, by Week



* Indicates current week-data may be delayed by 1 or more weeks

Number of reporting labs	Total molecular influenza tests reported	Total molecular influenza tests positive	Percent of molecular laboratory tests positive
54	2339	9	0.4%

Laboratory Surveillance (continued)

Some participants in the MN Lab System (MLS) Laboratory Influenza Surveillance Program also report testing data from respiratory virus panel PCR testing. Tracking these laboratory results assists monitoring for non-influenza/non-COVID viruses that may be circulating and causing influenza-like illness.

Other Molecular Testing Results by Virus from MLS Survey

