

# WINNIE the Scoop! Newsletter #9

JULY 21, 2021



**Please share this information with all WIC Information System users!**

## Table of Contents

The WINNIE Application/Software .....	2
Display Alerts Modal .....	2
Manage Alerts .....	4
Future Newsletters .....	6

## The WINNIE Application/Software

Although WINNIE isn't considered a "new" system (since the database is the same and the internal code is simply being rewritten) like when we transitioned to HuBERT, by the very nature of making the system browser-based, how it looks and feels to the user will be very different.

Therefore, going forward we will take a look at some of the screens in WINNIE and some exciting new changes that will be coming. In this newsletter, we'll take a look at alerts.

### Display Alerts Modal

In WINNIE, System Alerts (1), called CPA Review Alerts in HuBERT, and User Alerts (2) have been combined into one Display Alerts modal (a new window that opens on top of an existing screen and locks the screen beneath it until the new, or top, window is closed). This modal displays when a participant folder is opened from the Participant Search screen.

The screenshot shows the 'Display Alerts' modal with the following data:

System Alerts	Participant Name	Abbreviated Alert Text
	DAY, SUNNY	A Mid-Certification Assessment is due on 07/08/2021.
	DAY, RAINEY	A Mid-Certification Assessment is due on 09/14/2021.
	DAY, WINDY	No valid food prescription was found. Review the Food Prescription page.

User Alerts	Active Date	Participant Name	Subject	Abbreviated Alert Text	Alert Type
	06/15/2021	DAY, SUNNY		This is user alert #1.	Household
	03/15/2021	DAY, SUNNY		This is user alert #2.	Household

Alert Text:  
This is user alert #2  
Created by: MALLBS1  
Created Date: 03/15/2021  
Changed by: MALLBS1  
Changed Date: 03/15/2021

### System Alerts

An individual row displays for each System Alert (3) and for each household member (4) to whom the alert applies. The following alerts (5) may display:

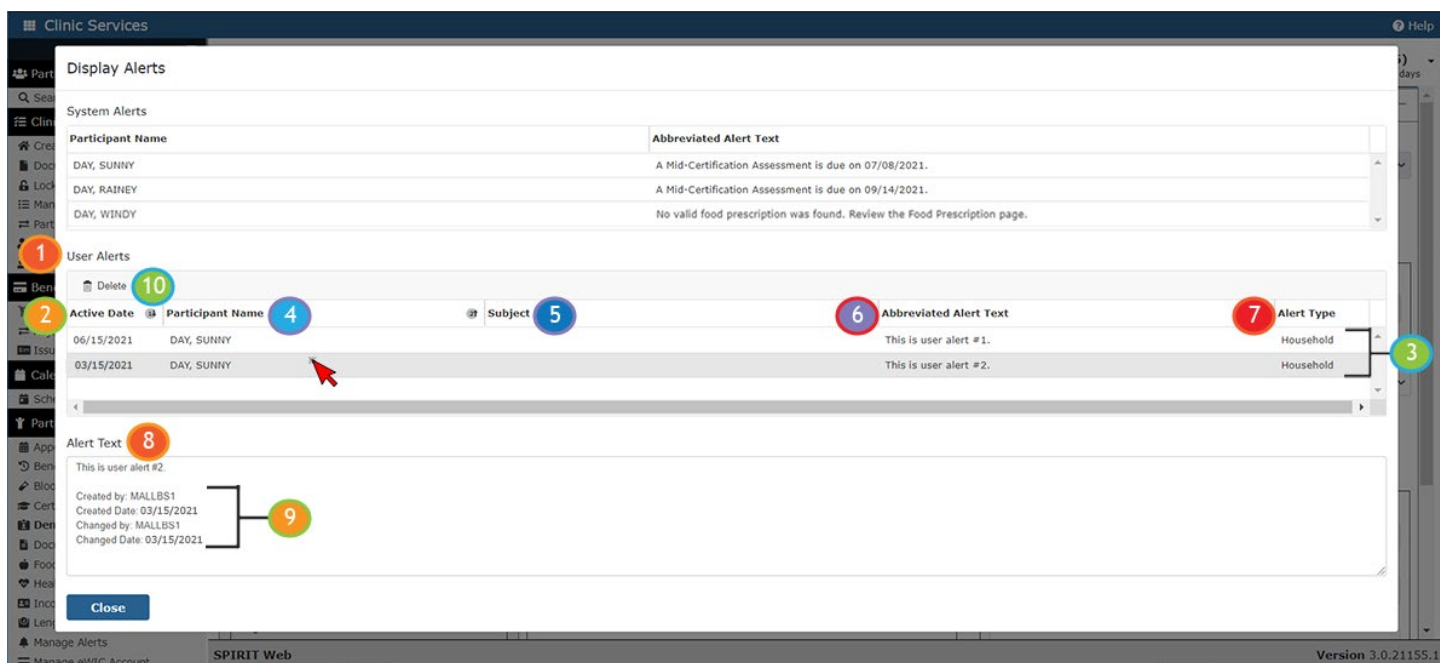
- No valid food prescription was found. Review the Food Prescription page.
- A special prescription food item in the food prescription is expired. Review the Food Prescription page.
- A Mid-Certification Assessment is due on {date}.
- This participant is pregnant and breastfeeding. Review the breastfeeding amount on the Health Information page.
- No proof of income was found. Review the Income page.
- No proof of residency was found. Review the Proofs modal.

- No proof of identification was found. Review the Proofs modal.
- Members of household {HOUSEHOLDID} are currently marked as homeless. Review the homeless information on the Household Demographics modal.
- Bloodwork required before first birthday. Review the bloodwork page.

The guidelines for when System Alerts display are the same as in HuBERT.

## User Alerts

User Alerts (1) are ordered by most recent to least recent Active Date (2), and like now, only display once the Active Date is on or before the current date.



A row displays for each User Alert (3). Like HuBERT, the Participant Name (4) is the name of the household member whose folder was open when the alert was created. The Subject (5) is a new field that has been added to alerts. It is optional, except for Priority alerts, which is a new feature in WINNIE.

The Abbreviated Alert Text (6) displays a maximum of 250 characters. Like HuBERT, the Alert Type (7) defaults to Household, which is the only type of alert we use in MN WIC.

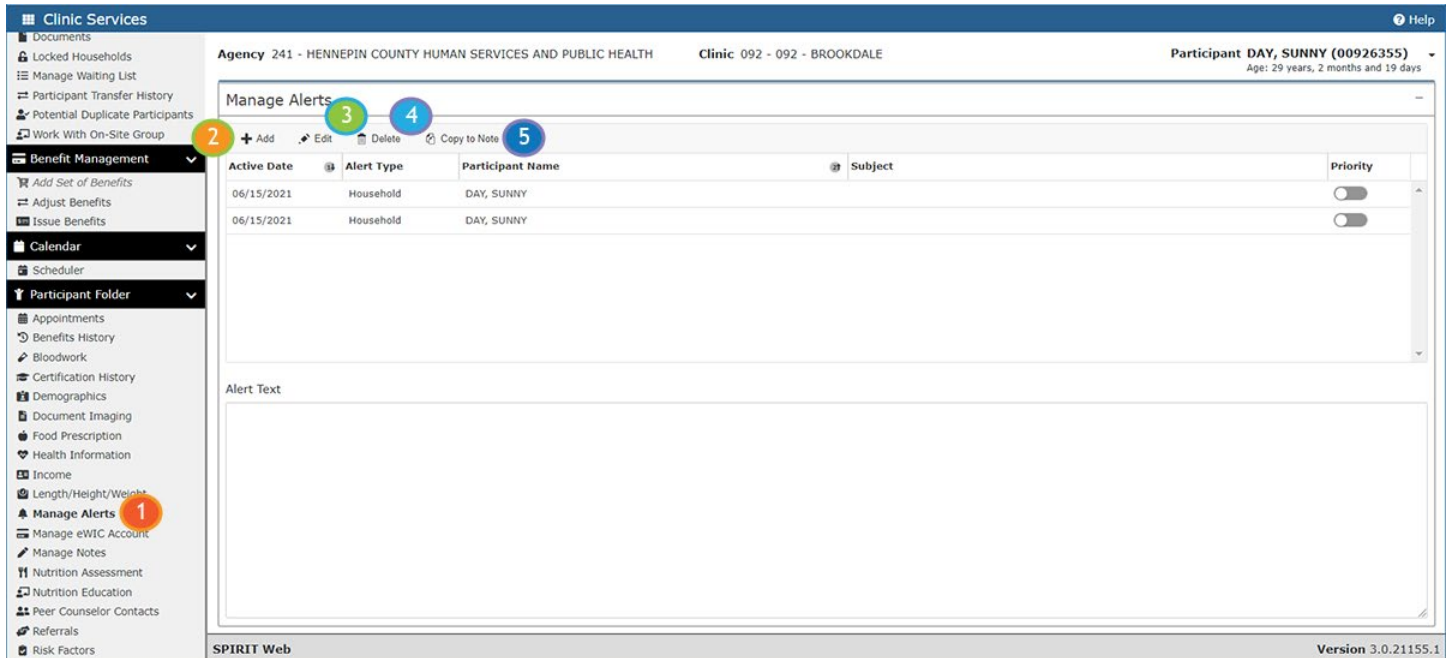
Users can click on an alert row to view the rest of the Alert Text (8). In WINNIE, when alerts are created, both the Created By and Changed By staff username, and Created Date and Changed Date (9), are added to the alert text to assist with Separation of Duties (SOD) requirements.

Like HuBERT, users can delete User Alerts in this modal by selecting the alert and clicking the Delete (10) button.

**TIP!** Like now, the Display Alerts modal can be easily closed by hitting the Enter key on the keyboard.

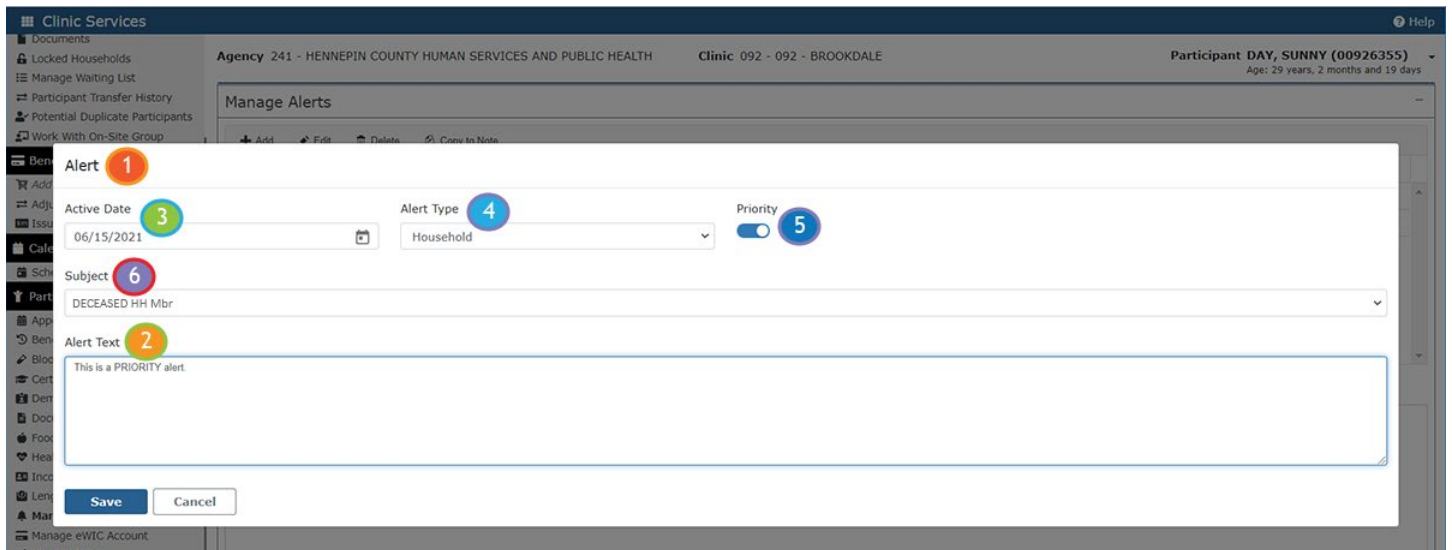
## Manage Alerts

Manage Alerts (1) is opened by selecting the option in the navigation pane. User Alerts can be added (2), edited (3), deleted (4) and copied to a note (5) from this screen.



## Alert Modal (1)

New user alerts can be added or edited (2) with an Active Date (3) of the current date (default) or a future date. Unlike HuBERT, the Active Date does not need to be updated to edit an existing alert. The Alert Type (4) defaults to Household and should never be changed.

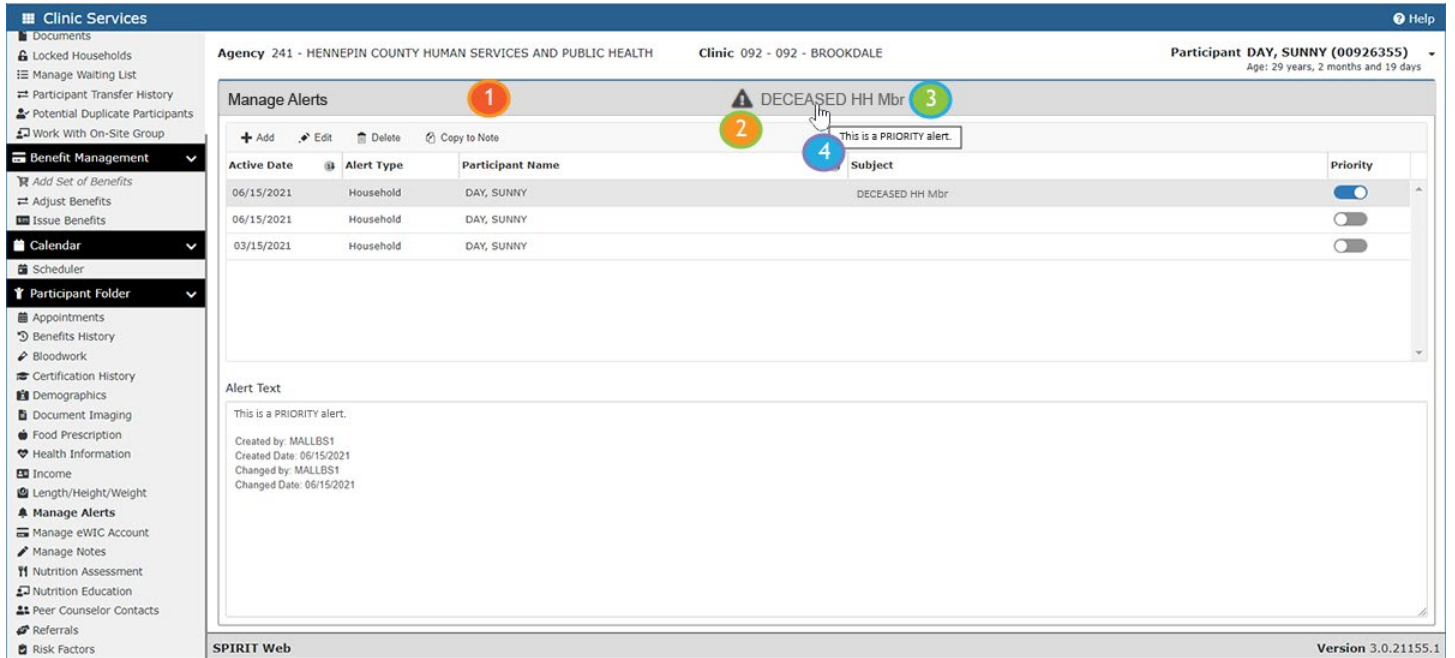


New to WINNIE is the ability to create a Priority alert (5). If Priority is toggled on, a Subject must be selected. (NOTE: The Subject list has not yet been defined. The Subjects shown are just examples.)

The Priority alert displays on the header (1) of each screen for all household members and will be shaded gray (instead of white). (NOTE: The yellow header shading will take precedence if a participant is high risk).

Priority alerts will be indicated by an icon (2) and the Subject (3).

The user can hover their mouse over the alert subject in the header of any screen to view a ToolTip (4) containing the first 250 characters of the Priority alert text.



If more than one Priority alert exists, the subjects will be separated by commas (1).

The Priority alert(s) also display in the header of the Show Details panel in the Participant Search screen.

Details  
⚠ DECEASED HH Mbr, Priority Alert 1 1

---

**DAY, SUNNY**

<b>WIC Category</b>	<b>Gender</b>
Breastfeeding	F
<b>Primary Telephone</b>	<b>Secondary Telephone</b>
651-271-3621	N/A
<b>Certification Effective</b>	<b>Certification End</b>
01/08/2021	12/31/2021
<b>Mid-certification Due</b>	<b>Mid-certification Complete</b>
07/08/2021	N/A
<b>Termination Date</b>	<b>Termination Reason</b>
07/07/2021	Failed to Pick-up
<b>Next Appointment</b>	
N/A	

---

**Benefit Information**

**Issuance Frequency**

Tri-Monthly	FDTU	LDTU	Status
	04/08/2021	05/07/2021	Issued
	03/08/2021	04/07/2021	Issued
	02/08/2021	03/07/2021	Issued

Details  
⚠ DECEASED HH Mbr, Priority Alert 1 1 High Risk

---

**DAY, SUNNY**

<b>WIC Category</b>	<b>Gender</b>
Breastfeeding	F
<b>Primary Telephone</b>	<b>Secondary Telephone</b>
651-271-3621	N/A
<b>Certification Effective</b>	<b>Certification End</b>
07/20/2021	12/31/2021
<b>Mid-certification Due</b>	<b>Mid-certification Complete</b>
07/08/2021	N/A
<b>Termination Date</b>	<b>Termination Reason</b>
N/A	N/A
<b>Next Appointment</b>	
N/A	

---

**Benefit Information**

**Issuance Frequency**

Tri-Monthly	FDTU	LDTU	Status
	04/08/2021	05/07/2021	Issued
	03/08/2021	04/07/2021	Issued
	02/08/2021	03/07/2021	Issued

## Copy to Note Modal (1)

The Copy to Note functionality is still being developed but is essentially the same as HuBERT.

The Subject (2) is required and the note saves as a General Note.

The Household Member whose folder the user is currently in is auto-selected (3) but all other household members can be included (4).

Copy to Note 1

Subject 2  
This field is required.

Note Text  
This is user alert #2.  
5 Should display the Created By, Created Date, Changed By and Changed Date once development is completed.

Household Members

4	Copy	State WIC ID	Participant Name
	3	00926355	DAY, SUNNY
		01264993	DAY, RAINEY

Save Cancel

The primary difference is that the Created By and Changed By fields added to the alert (5) should copy over to the note along with the alert text. The Changed By and Changed Date should update to reflect the user who saved the alert as a note, assisting agencies with meeting Separation of Duties requirements.

## Future Newsletters

Next month, we will take a look at transfers and VOCs.

Minnesota Department of Health - WIC Program 85 E 7<sup>th</sup> Place, PO BOX 64882, ST PAUL MN 55164-0882; 651-201-4444, [health.wic@state.mn.us](mailto:health.wic@state.mn.us), [www.health.state.mn.us](http://www.health.state.mn.us); To obtain this information in a different format, call: 651-201-4444