

WINNIE the Scoop! Newsletter #11

SEPTEMBER 15, 2021



Please share this information with all WIC Information System users!

Table of Contents

| | |
|--|----|
| The WINNIE Application/Software | 2 |
| Food Prescription & the Participant Folder..... | 2 |
| Viewing Food Prescriptions..... | 2 |
| Modifying Food Prescriptions | 3 |
| Editing Food Items in Existing Prescriptions | 3 |
| Adding New Food Prescriptions..... | 6 |
| Creating Default Food Packages | 6 |
| Changing an Infant’s Formula | 8 |
| Food Package Labels for Woman..... | 9 |
| Food Prescription & Certifications..... | 10 |
| Infants | 10 |
| Women & Children..... | 11 |
| Future Newsletters | 11 |

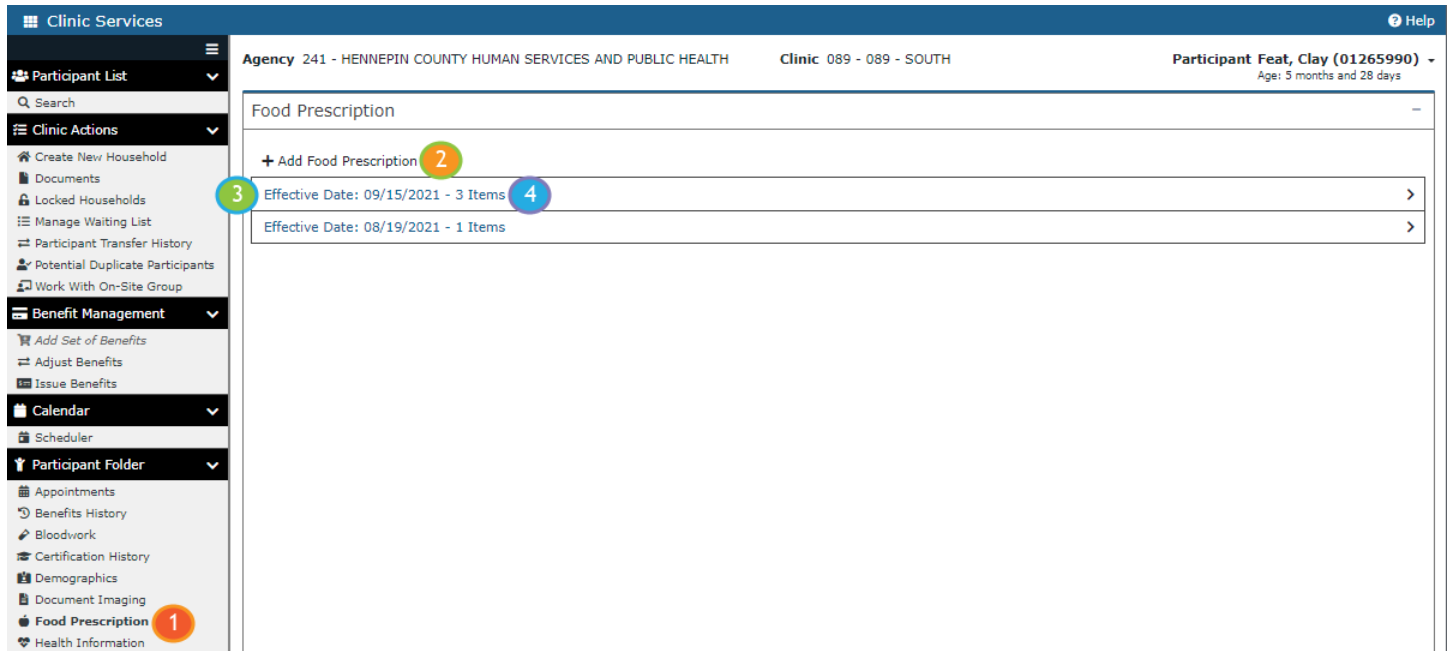
The WINNIE Application/Software

Although WINNIE isn't considered a "new" system (since the database is the same and the internal code is simply being rewritten) like when we transitioned to HuBERT, by the very nature of making the system browser-based, how it looks and feels to the user will be very different.

Therefore, going forward we will take a look at some of the screens in WINNIE and some exciting new changes that will be coming. In this newsletter, we'll take a look at viewing, modifying and creating Food Prescriptions in the Participant Folder and during Certifications.

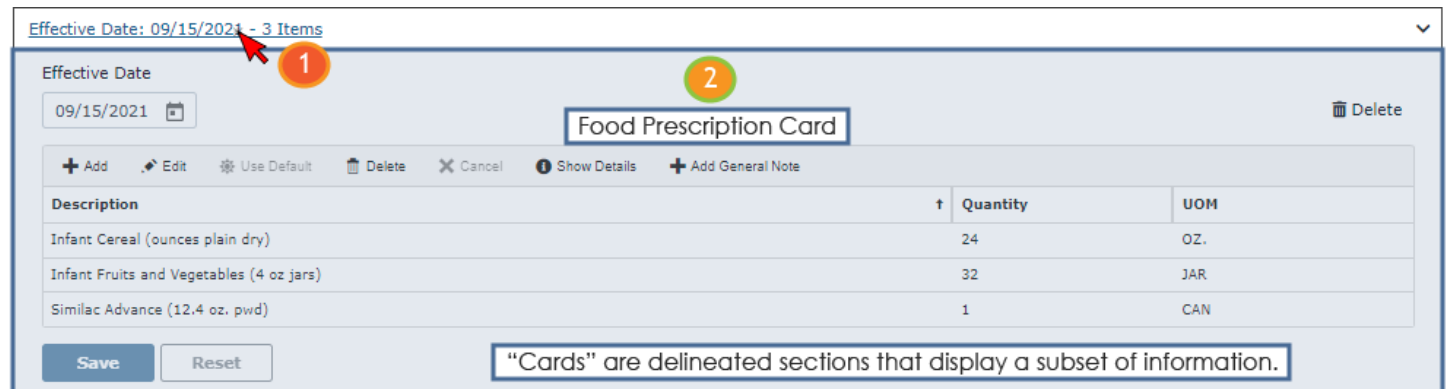
Food Prescription & the Participant Folder.

In WINNIE, Food Prescription (1) functions similarly to HuBERT. The Add Food Prescription button (2) is enabled in the Participant Folder when the participant is in a valid certification period. The Effective Date (3), and the number of items in the food prescription (4), display for each existing food prescription.



Viewing Food Prescriptions

Clicking the Effective Date (1) expands the card (2) for that food prescription.



A Description (1), the current Quantity (2) included in the food prescription, and its UOM (3) or Unit of Measure is displayed for each food item in a food prescription.

Effective Date: 09/15/2021 - 3 Items

Effective Date: 09/15/2021 🗓️ 🗑️ Delete

➕ Add ✎ Edit ⚙️ Use Default 🗑️ Delete ✖ Cancel 🔔 Show Details ➕ Add General Note

| Description 1 | Quantity 2 | UOM 3 |
|--|-------------------|--------------|
| Infant Cereal (ounces plain dry) | 24 | OZ. |
| Infant Fruits and Vegetables (4 oz jars) | 32 | JAR |
| Similac Advance (12.4 oz. pwd) | 1 | CAN |

Save Reset

Modifying Food Prescriptions

Like HuBERT, food prescriptions with Effective Dates of today, or in the future, can be deleted (1) or modified by adding (2), editing (3) or deleting (4) individual food items. The Effective Date (5) can also be modified as long as it isn't changed to the same date as an existing food prescription or to a date in the past.

Effective Date: 09/15/2021 - 3 Items

Effective Date: 09/15/2021 🗓️ 🗑️ **1** Delete

2 ➕ Add ✎ **3** Edit ⚙️ Use Default 🗑️ **4** Delete ✖ Cancel 🔔 Show Details ➕ Add General Note

| Description | Quantity | UOM |
|--|----------|-----|
| Infant Cereal (ounces plain dry) | 24 | OZ. |
| Infant Fruits and Vegetables (4 oz jars) | 32 | JAR |
| Similac Advance (12.4 oz. pwd) | 1 | CAN |

Save Reset

Editing Food Items in Existing Prescriptions

Double-clicking, or clicking on the row (1) and clicking the Edit button (2)...

Effective Date: 09/15/2021 🗓️ 🗑️ Delete

2 ✎ Edit ⚙️ Use Default 🗑️ Delete ✖ Cancel 🔔 Show Details ➕ Add General Note

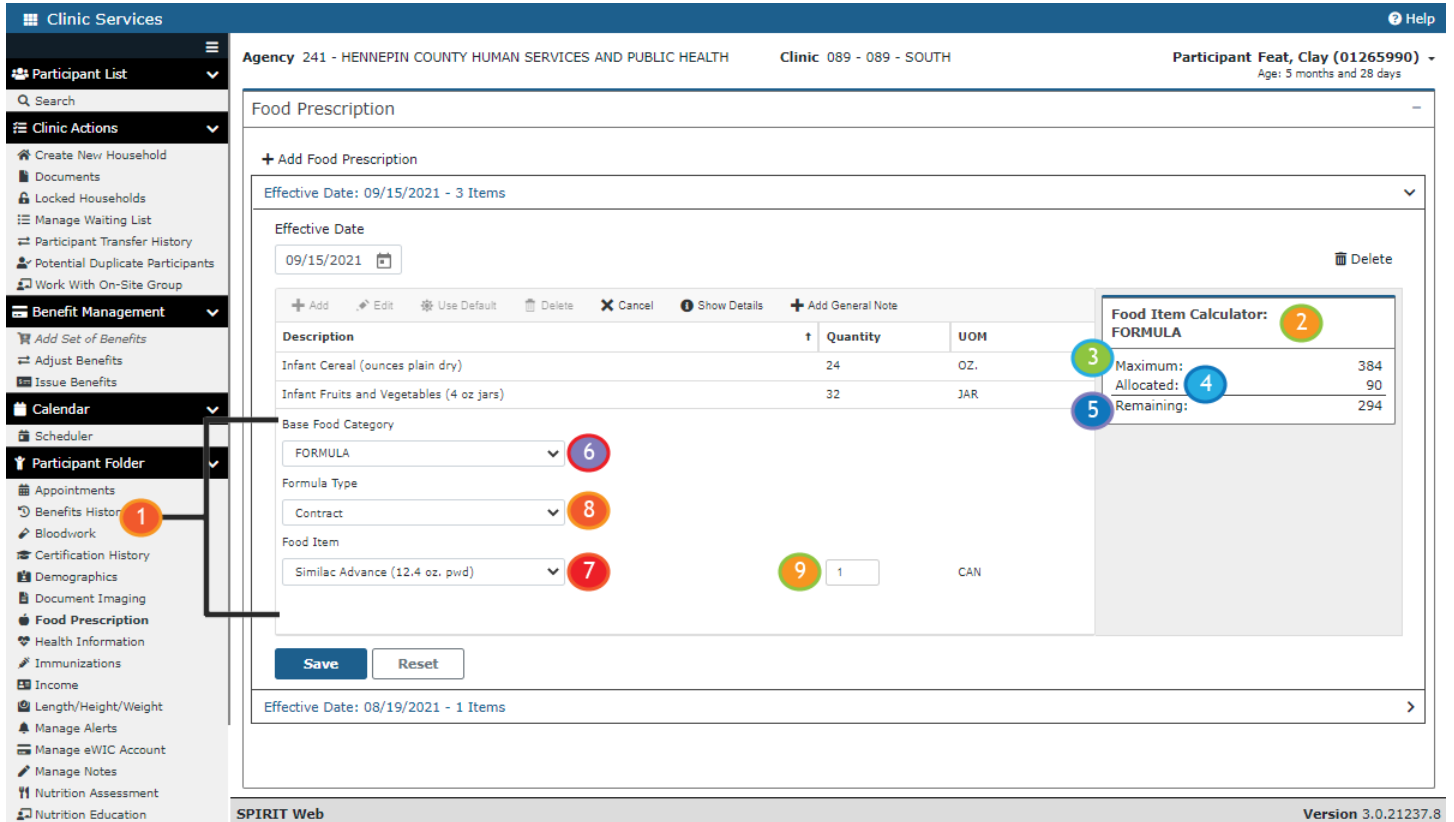
| Description | Quantity | UOM |
|--|----------|-----|
| Infant Cereal (ounces plain dry) | 24 | OZ. |
| Infant Fruits and Vegetables (4 oz jars) | 32 | JAR |
| Similac Soy Isomil (12.4 oz. pwd) 1 | 1 | CAN |

Save Reset

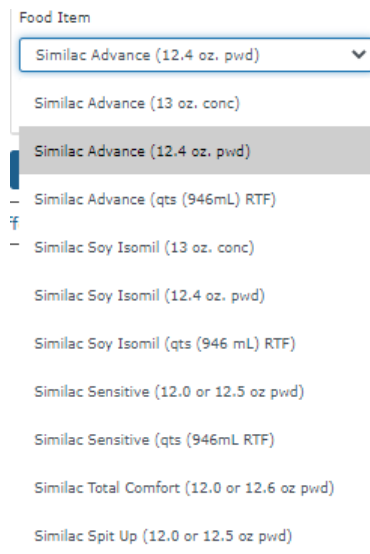
OR 🖱️ DOUBLE CLICK

...displays the editing pane (1).

All food items being edited display a Food Item Calculator (2) that indicates the Maximum Allowed (3); the amount currently in the food prescription, or Allocated (4); and the amount Remaining (5) that could be added to the food package based on WIC Category, Breastfeeding Amount and Age Category.



Two drop-down lists display for each food item: Base Food Category (6) and Food Items (7). The Base Food Category will default to the applicable category and the Food Item to the currently selected food item.



All food items that belong to the Base Food Category display in the Food Item drop-down list.

For formula (as in this instance), a drop-down also displays the Formula Type (8): Contract, Non-Contract and Special. This defaults to Contract unless the participant is Food Package III; then it defaults to Special.

Lastly, there is an editable field that displays the current Quantity (9) of the food item.

Spin arrows (1) display after clicking into the Quantity field and as the quantity is changed, the Food Item Calculator is automatically adjusted (2).

| + Add Edit Use Default Delete Cancel Show Details + Add General Note | | |
|--|----------|-----|
| Description | Quantity | UOM |
| Infant Cereal (ounces plain dry) | 24 | OZ. |
| Infant Fruits and Vegetables (4 oz jars) | 32 | JAR |

Base Food Category
 FORMULA

Formula Type
 Contract

Food Item
 Similac Advance (12.4 oz. pwd) 2 CAN

Food Item Calculator:
FORMULA
 Maximum: 384
 Allocated: 180
 Remaining: 204

Changes are saved by clicking the Save (1) button.

Food Item
 Similac Advance (12.4 oz. pwd) 2 CAN

1 Save Reset

Effective Date: 09/15/2021 - 3 Items

Effective Date
 09/15/2021 Delete

| + Add Edit Use Default Delete Cancel Show Details + Add General Note | | |
|--|----------|-----|
| Description | Quantity | UOM |
| Infant Cereal (ounces plain dry) | 24 | OZ. |
| Infant Fruits and Vegetables (4 oz jars) | 32 | JAR |
| Similac Advance (12.4 oz. pwd) | 2 | CAN |

✓ Changes saved.

Save Reset

Adding New Food Prescriptions

Clicking Add Food Prescription opens a new card (1) with the Effective Date defaulting to the current date (2). Effective Dates must be today's date or a future date and cannot be greater than the participant's Cert End Date.

Once the Add Food Prescription button is clicked, it is disabled (3) until the new food prescription is created.

(NOTE: This participant is a Mostly-Breastfeeding infant who was VOC'd. Like HuBERT, the user would be required to create a food prescription for each age category.)

Creating Default Food Packages

The Use Default button (4) is enabled for new food prescriptions.

Like HuBERT, default food packages are based on: WIC Category, Age Category, Breastfeeding Amount and Assigned Risk Factors.

All are required before a Default Food Package can be suggested or created.

NOTE: Since food packages are still based on assigned risk factors, previously tailored food packages cannot be propagated forward when new food packages are created.

The default food package items (1) display in green until the food package is saved. In this instance, a food package is being created for a mostly-breastfeeding infant's 9-month age category who was VOC'd (like HuBERT, the user would be required to create the appropriate food packages for a VOC'd participant).

Since this is an infant receiving formula, the user selects the type of formula from the Food Item (2) drop-down...

Effective Date: 12/15/2021

| Description | Quantity | UOM |
|--|----------|------|
| Base Food Category | | |
| FORMULA | | |
| Formula Type | | |
| Contract | | |
| Food Item | | |
| | | |
| Fruits and Vegetables - (FRESH ONLY) | 400 | CENT |
| Infant Cereal (ounces plain dry) | 24 | OZ. |
| Infant Fruits and Vegetables (4 oz jars) | 16 | JAR |

Food Item Calculator:
FORMULA
 Maximum: 384
 Allocated: 0
 Remaining: 384

...and the default quantity is 1 (due to the infant being mostly-breastfed).

Effective Date: 12/15/2021

| Description | Quantity | UOM |
|--|----------|------|
| Base Food Category | | |
| FORMULA | | |
| Formula Type | | |
| Contract | | |
| Food Item | | |
| Similac Advance (12.4 oz. pwd) | 1 | CAN |
| Fruits and Vegetables - (FRESH ONLY) | 400 | CENT |
| Infant Cereal (ounces plain dry) | 24 | OZ. |
| Infant Fruits and Vegetables (4 oz jars) | 16 | JAR |

Food Item Calculator:
FORMULA
 Maximum: 384
 Allocated: 90
 Remaining: 294

Once the new food prescription has been saved (1), the Add Food Prescription button (2) becomes enabled again.

Food Prescription

+ Add Food Prescription **2**

Effective Date: 12/15/2021 - 4 Items

Effective Date: 12/15/2021 🗓️ 🗑️ Delete

+ Add Edit Use Default Delete Cancel Show Details + Add General Note

| Description | † Quantity | UOM |
|--|------------|------|
| Fruits and Vegetables - (FRESH ONLY) | 400 | CENT |
| Infant Cereal (ounces plain dry) | 24 | OZ. |
| Infant Fruits and Vegetables (4 oz jars) | 16 | JAR |
| Similac Advance (12.4 oz. pwd) | 1 | CAN |

✔ Changes saved. **1**

Save Reset

Changing an Infant's Formula

Like HuBERT, when changing an infant's formula in an earlier or current food prescription, the new formula will auto-propagate to future food prescriptions.

+ Add Edit Use Default Delete Cancel Show Details + Add General Note

| Description | † Quantity | UOM |
|--|------------|------|
| Fruits and Vegetables - (FRESH ONLY) | 400 | CENT |
| Infant Cereal (ounces plain dry) | 24 | OZ. |
| Infant Fruits and Vegetables (4 oz jars) | 16 | JAR |
| Similac Advance (12.4 oz. pwd) | 1 | CAN |

Save Reset

Effective Date: 09/15/2021 - 3 Items

Effective Date: 09/15/2021 🗓️ 🗑️ Delete

+ Add Edit Use Default Delete Cancel Show Details + Add General Note

| Description | † Quantity | UOM |
|--|------------|-----|
| Infant Cereal (ounces plain dry) | 24 | OZ. |
| Infant Fruits and Vegetables (4 oz jars) | 32 | JAR |

Base Food Category: FORMULA ▼

Formula Type: Contract ▼

Food Item: Similac Soy Isomil (12.4 oz. pwd) ▼ CAN

Food Item Calculator: FORMULA

| | |
|------------|-----|
| Maximum: | 384 |
| Allocated: | 90 |
| Remaining: | 294 |

Effective Date: 12/15/2021 - 4 Items

Effective Date: 12/15/2021 🗓️ 🗑️ Delete

+ Add ✎ Edit ⚙ Use Default 🗑️ Delete ✕ Cancel ⓘ Show Details + Add General Note

| Description | ↑ Quantity | UOM |
|--|------------|------|
| Fruits and Vegetables - (FRESH ONLY) | 400 | CENT |
| Infant Cereal (ounces plain dry) | 24 | OZ. |
| Infant Fruits and Vegetables (4 oz jars) | 16 | JAR |
| Similac Soy Isomil (12.4 oz. pwd) | 1 | CAN |

Save

Effective Date: 09/15/2021 - 3 Items

Effective Date: 09/15/2021 🗓️ 🗑️ Delete

+ Add ✎ Edit ⚙ Use Default 🗑️ Delete ✕ Cancel ⓘ Show Details + Add General Note

| Description | ↑ Quantity | UOM |
|--|------------|-----|
| Infant Cereal (ounces plain dry) | 24 | OZ. |
| Infant Fruits and Vegetables (4 oz jars) | 32 | JAR |
| Similac Soy Isomil (12.4 oz. pwd) | 1 | CAN |

✔ Changes saved.

Food Package Labels for Woman

For women, the following labels will display above their food prescriptions when applicable:

- Pregnant with Multiples
- Pregnant and Fully/Partially Breastfeeding
- Fully Breastfeeding Multiples
- Partially Breastfeeding Multiples

Agency 241 - HENNEPIN COUNTY HUMAN SERVICES AND PUBLIC HEALTH Clinic 089 - 089 - SOUTH Participant Hemm, Mae (01266057) ▼
Age: 26 weeks and 5 days gestation

Food Prescription —

+ Add Food Prescription

Effective Date: 09/13/2021 - 10 Items ▼

Effective Date: 09/13/2021 🗓️ 🗑️ Delete **Pregnant with Multiples**

+ Add ✎ Edit ⚙ Use Default 🗑️ Delete ✕ Cancel ⓘ Show Details + Add General Note

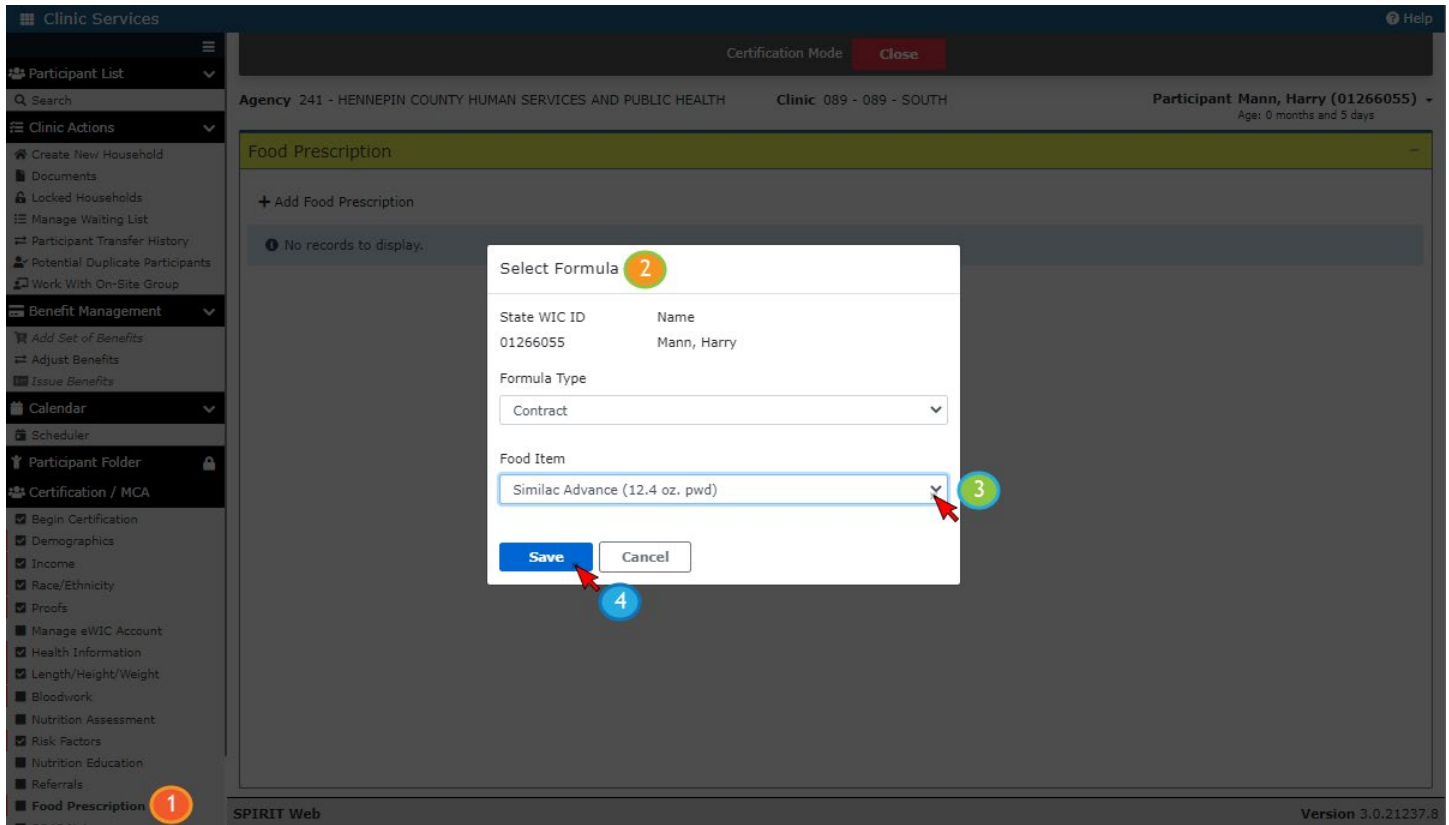
| Description | ↑ Quantity | UOM |
|-------------|------------|-----|
|-------------|------------|-----|

Food Prescription & Certifications

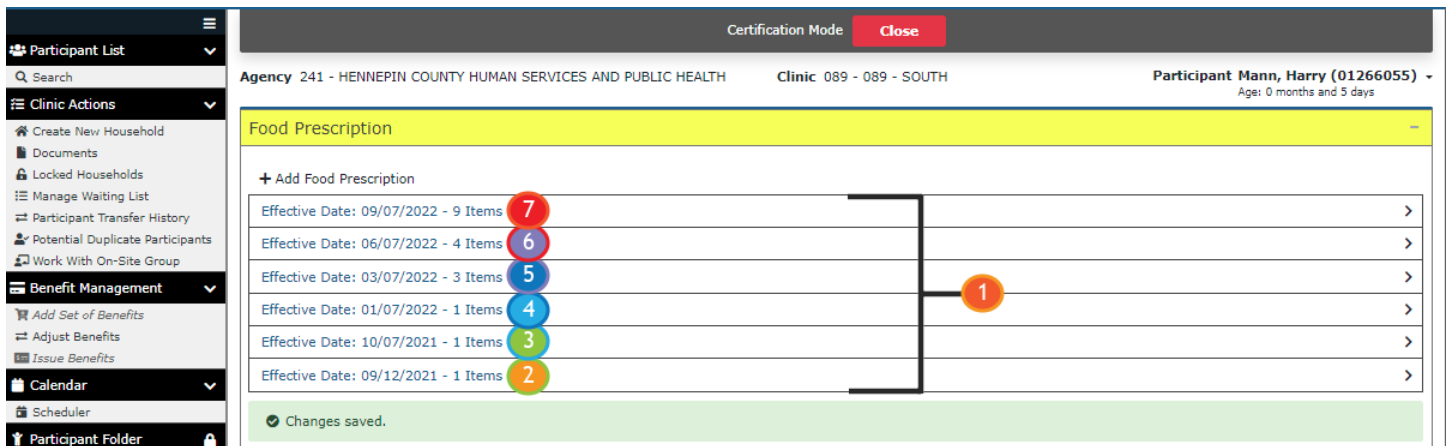
Like HuBERT, default food packages are created automatically during the certification.

Infants

Clicking on Food Prescription (1) in the Certification navigation pane displays the Select Formula (2) modal (a new window that opens on top of an existing screen and locks the screen beneath it until the new, or top, window is closed) for infants (and Food Package III participants, which we'll review in the next newsletter).



Once a formula is selected (3) and saved (4), it creates a food prescription for each age category (1): current (2), 1-3 (3), 4-5 (4), 6-8 (5), 9-1 (6) and the child's food package (7).



NOTE: Like HuBERT, the child’s food package is only auto-generated if an assigned risk factor is applicable to both infants and children. Unlike HuBERT, it will only be issued if the infant’s 1-year birthdate falls after the Printed First Date to Use of the last set being issued for the certification period.

Women & Children

Default Food Packages are also auto-generated for women and children. For children, a food package will be created for each age category that occurs during the certification period.

The screenshot displays a software interface for managing food prescriptions. On the left is a sidebar with a menu containing 'Participant List', 'Clinic Actions', and 'Benefit Management'. The main content area is titled 'Food Prescription' and shows a table with two rows of data. The first row has an effective date of 05/13/2022 and 9 items, with a dropdown menu showing '(3-5 year age category)'. The second row has an effective date of 09/12/2021 and 9 items, with a dropdown menu showing '(2-3 year age category)'. Below the table, a green bar indicates 'Changes saved.' The top of the interface shows 'Certification Mode' with a 'Close' button and participant information for 'Mann, Candie (01266054)'.

Future Newsletters

Next month, we will take another look at Food Prescriptions and how they work with Food Package III and when changing the Breastfeeding Amount.

Minnesota Department of Health - WIC Program 85 E 7th Place, PO BOX 64882, ST PAUL MN 55164-0882; 651-201-4444, health.wic@state.mn.us, www.health.state.mn.us; To obtain this information in a different format, call: 651-201-4444