



# App Vendor Edition

The Minnesota WIC App is available for download from the *App Store* and *Google Play*.



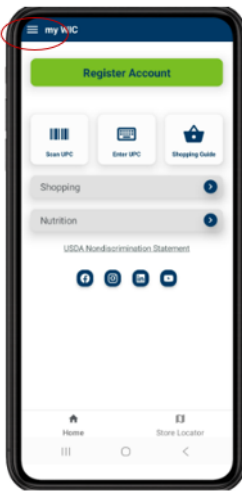
Available for **iOS 16.0 or higher**, and **Android 6.0 or higher**.

## HOW TO Register

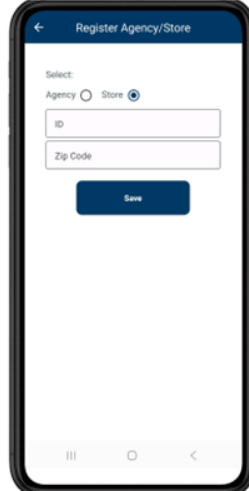
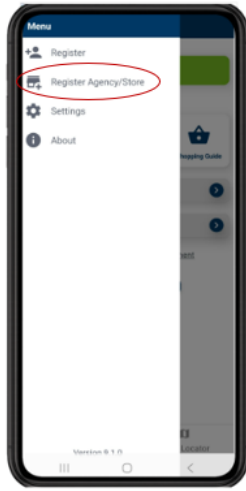
### + REGISTER

WIC Vendors can register as a store to suggest new items through the WIC App.

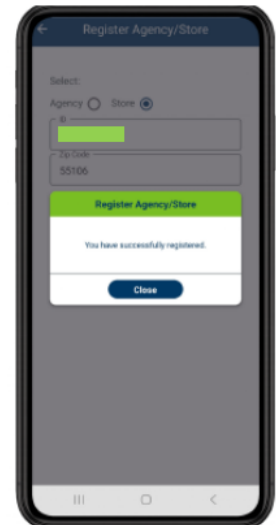
To simply Scan or enter a UPC to check if the item is WIC Allowed, registration is not needed.



1. To register as a store, click the menu in the top left corner. Select Register Agency/Store.

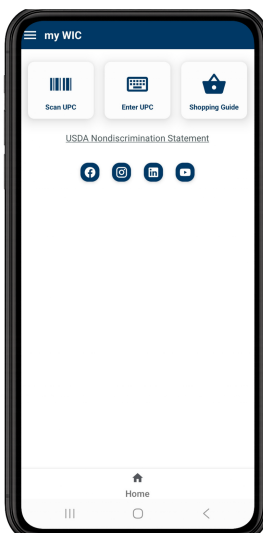


2. On the registration screen, select the store option.



3. Enter your four digit WIC vendor ID and Zip Code. Then tap save. If successful, you will see a message confirming that your store has been registered.

## After Registration



- Scan UPCs: Use your phone's camera to scan product bar codes.
- Enter UPCs: Manually type a UPC code.
- View Shopping Guide: Access the list of approved WIC foods
- After scanning or entering a UPCs, if a product is not found, you can suggest a UPC for review.



## Other Features:

- Change Language: Go to Menu → Settings. Options: English, Spanish, Somali.
- For questions, contact the Minnesota WIC Vendor Team at [health.wicvendor@state.mn.us](mailto:health.wicvendor@state.mn.us)

Minnesota Department of Health - WIC Program 85 E 7th Place, PO BOX 64882, ST PAUL MN 55164-0882; 651-657-3942, [health.wic@state.mn.us](mailto:health.wic@state.mn.us), [www.health.state.mn.us](http://www.health.state.mn.us); To obtain this information in a different format, call: 651-657-3942.

This institution is an equal opportunity provider.