



Dentegra PPO Individual #MNN001 *for Minnesota*

June 30, 2024

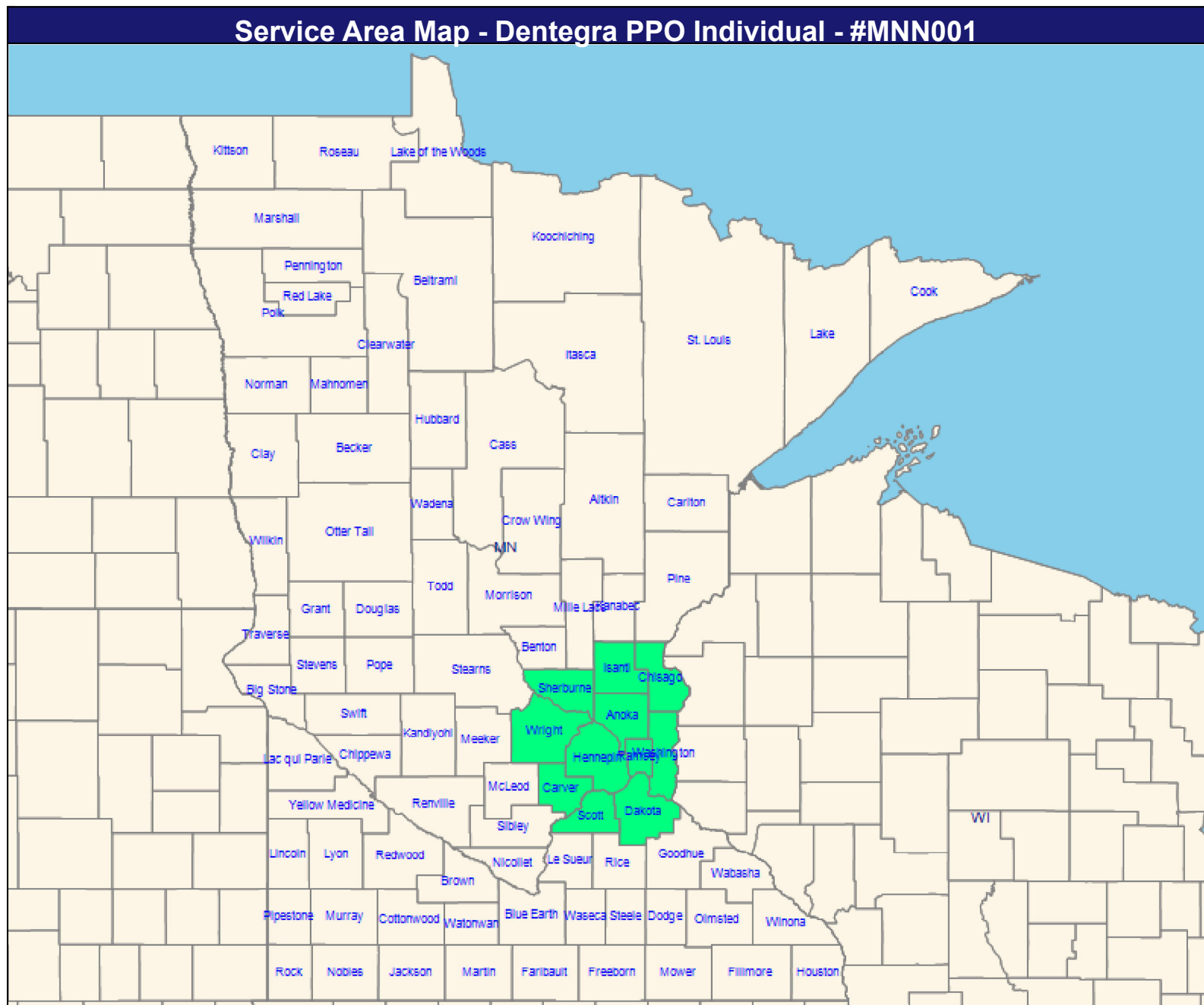
Map

June 30, 2024

Service Areas

■ MN service area

62.77 miles



Map

June 30, 2024

MN census (MN service area)

35,038 member locations

◆ All Members

MN Dentegra Providers - General Dentists

219 providers at 129 locations

■ All providers

MN Dentegra PPO - General Dentists

Employee Group

MN census (MN service area)

Provider Group

MN Dentegra Providers - General Dentists

35,038 member locations

◆ With access (35,038)

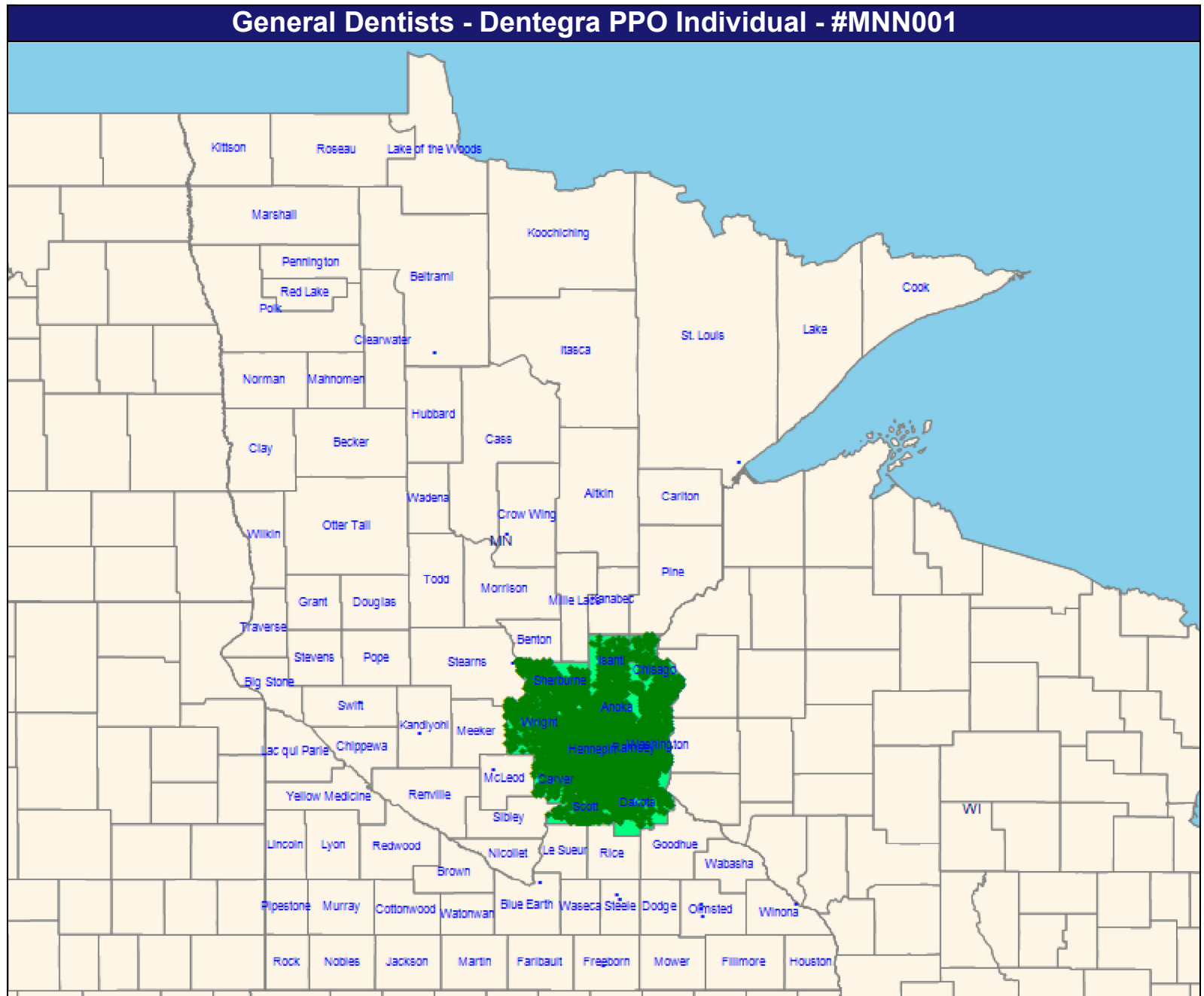

● Without access (0)

The Access Standard is defined as (MN census (MN service area)) members accessing:

1 (MN Dentegra Providers - General Dentists) provider in 60 miles or 60 minutes

Service Areas

■ MN service area



Access Detail By County - General Dentists - Dentegra PPO Individual - #MNN001

June 30, 2024

Access Analysis
 MN Dentegra PPO - General Dentists
 Member / Provider Groups
 MN census (MN service area)
 MN Dentegra Providers - General Dentists

All Members										
State Abbr	County	Member	Provider	With Access		Without Access		Average Distance		
		#	Standard	#	%	#	%	1	2	3
MN	Anoka	3,546	1 in 60 miles or 60 mins	3,546	100.0	0	0.0	3.7	4.1	4.2
	Carver	1,020	1 in 60 miles or 60 mins	1,020	100.0	0	0.0	6.9	6.9	6.9
	Chisago	553	1 in 60 miles or 60 mins	553	100.0	0	0.0	12.8	12.8	12.8
	Dakota	4,421	1 in 60 miles or 60 mins	4,421	100.0	0	0.0	3.1	3.2	3.5
	Hennepin	12,909	1 in 60 miles or 60 mins	12,909	100.0	0	0.0	2.0	2.4	2.5
	Isanti	343	1 in 60 miles or 60 mins	343	100.0	0	0.0	6.9	6.9	6.9
	Ramsey	5,514	1 in 60 miles or 60 mins	5,514	100.0	0	0.0	1.7	1.9	2.0
	Scott	1,539	1 in 60 miles or 60 mins	1,539	100.0	0	0.0	6.1	6.5	6.5
	Sherburne	1,140	1 in 60 miles or 60 mins	1,140	100.0	0	0.0	6.7	7.1	7.1
	Washington	2,768	1 in 60 miles or 60 mins	2,768	100.0	0	0.0	3.4	3.4	3.5
	Wright	1,285	1 in 60 miles or 60 mins	1,285	100.0	0	0.0	9.6	10.0	10.0
Grand Totals		35,038	1 in 60 miles or 60 mins	35,038	100.0	0	0.0	3.4	3.6	3.7