

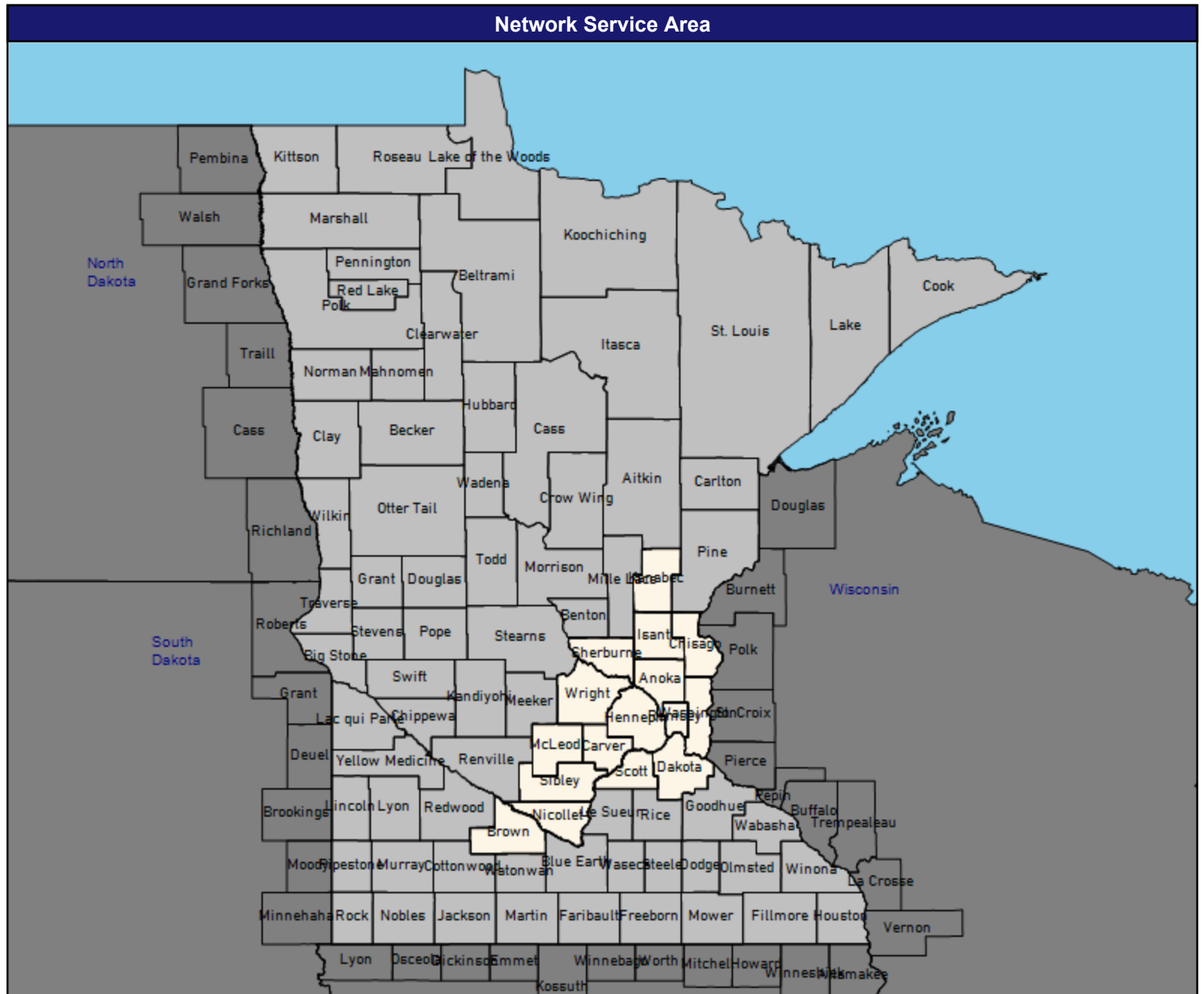
Geographic Service Map

July 1, 2024

Service Areas

■ Metro MN Service Area

67.13 miles



Geographic Service Map

July 1, 2024

General Hospital Facilities

52 providers at 31 locations

■ All providers

General Hospital Facilities

Employee Group

National Proxy Census

Provider Group

General Hospital Facilities

16,415 employee locations

◆ With access (16,380)

● Without access (35)

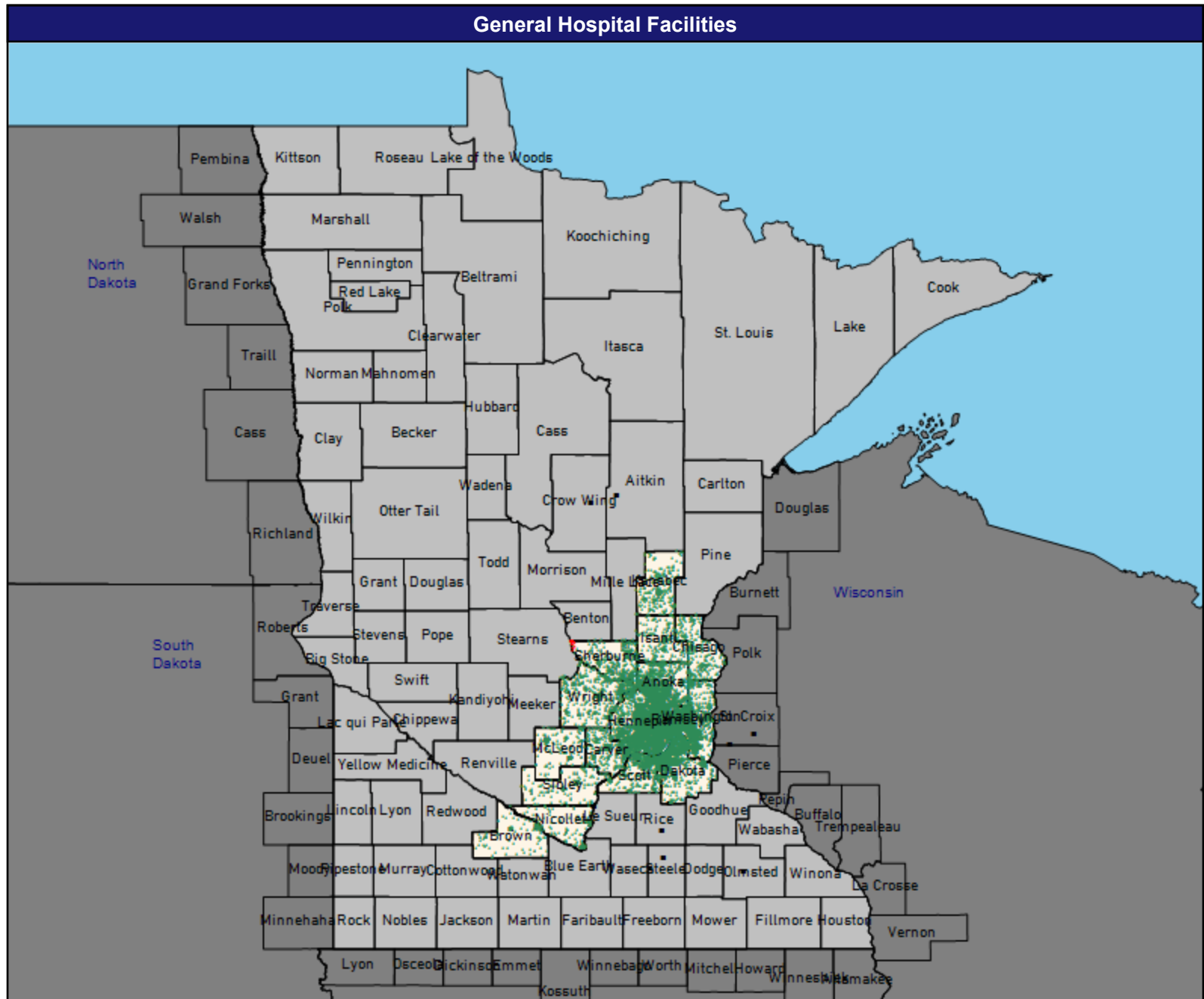
The Access Standard is defined as (National Proxy Census) employees accessing:

1 (General Hospital Facilities) provider in 30 miles or 30 minutes

Service Areas

□ Metro MN Service Area

67.13 miles



Access Detail By County SSA

July 1, 2024

Access Analysis
 General Hospital Facilities
 Employee / Provider Groups
 National Proxy Census
 General Hospital Facilities

¹ The Access Standard is defined as
 (National Proxy Census) employees
 accessing:
¹ (General Hospital Facilities) provider
 in 30 miles or 30 minutes

All Employees									
State Name	County	County SSA	Employee			Without Access ¹		Average Distance	Average Time
			#	#	%	#	%	1	1
Minnesota	Anoka	24010	1,740	1,740	100.0	0	0.0	7.2	9.5
	Brown	24070	135	135	100.0	0	0.0	6.5	7.1
	Carver	24090	795	795	100.0	0	0.0	5.5	6.1
	Chisago	24120	271	271	100.0	0	0.0	14.2	15.5
	Dakota	24180	1,818	1,818	100.0	0	0.0	10.9	14.0
	Hennepin	24260	5,098	5,098	100.0	0	0.0	6.3	9.6
	Isanti	24290	226	226	100.0	0	0.0	8.1	8.8
	Kanabec	24320	347	347	100.0	0	0.0	6.8	7.4
	McLeod	24420	199	199	100.0	0	0.0	12.4	13.5
	Nicollet	24510	161	161	100.0	0	0.0	9.1	9.9
	Ramsey	24610	2,586	2,586	100.0	0	0.0	4.8	8.2
	Scott	24690	601	601	100.0	0	0.0	8.8	9.7
	Sherburne	24700	498	463	93.0	35	7.0	20.1	22.3
	Sibley	24710	167	167	100.0	0	0.0	10.0	10.9
	Washington	24810	1,030	1,030	100.0	0	0.0	13.6	17.8
	Wright	24850	743	743	100.0	0	0.0	11.8	13.1
		Grand Totals		16,415	16,380	99.8	35	0.2	8.1

Geographic Service Map

July 1, 2024

Emergency Medicine Providers

798 providers at 151 locations

■ All providers

Emergency Medicine Providers

Employee Group

National Proxy Census

Provider Group

Emergency Medicine Providers

16,415 employee locations

◆ With access (16,415)

● Without access (0)

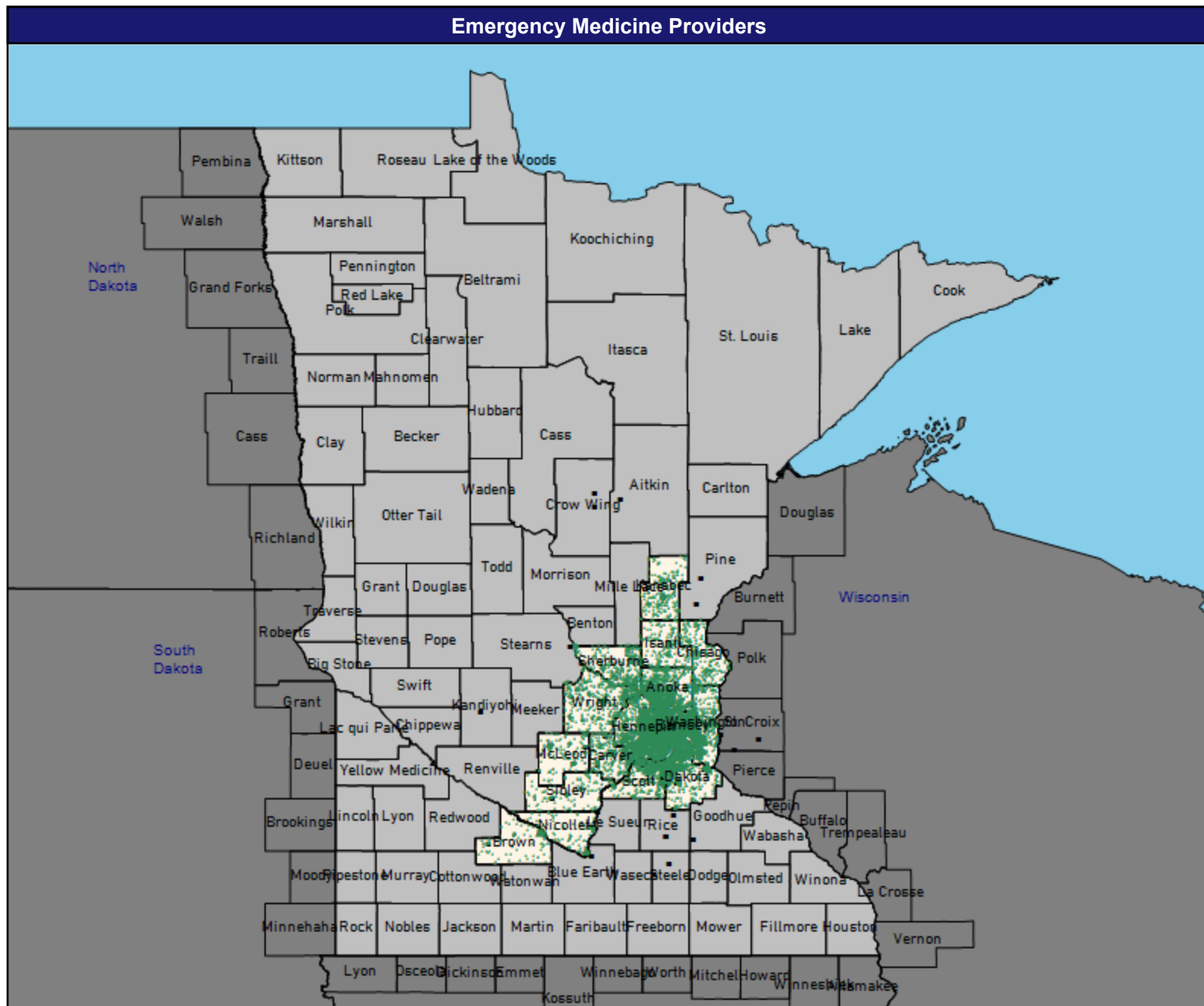
The Access Standard is defined as (National Proxy Census) employees accessing:

1 (Emergency Medicine Providers) provider in 30 miles or 30 minutes

Service Areas

□ Metro MN Service Area

67.13 miles



Access Detail By County SSA

July 1, 2024

Access Analysis
Emergency Medicine Providers

Employee / Provider Groups
National Proxy Census
Emergency Medicine Providers

¹ The Access Standard is defined as
(National Proxy Census) employees
accessing:

1 (Emergency Medicine Providers)
provider in 30 miles or 30 minutes

All Employees									
State Name	County	County SSA	Employee	With Access ¹		Without Access ¹		Average Distance	Average Time
			#	#	%	#	%	1	1
Minnesota	Anoka	24010	1,740	1,740	100.0	0	0.0	4.2	5.0
	Brown	24070	135	135	100.0	0	0.0	6.7	7.3
	Carver	24090	795	795	100.0	0	0.0	3.2	3.5
	Chisago	24120	271	271	100.0	0	0.0	9.7	10.6
	Dakota	24180	1,818	1,818	100.0	0	0.0	2.5	3.2
	Hennepin	24260	5,098	5,098	100.0	0	0.0	2.4	3.6
	Isanti	24290	226	226	100.0	0	0.0	7.8	8.4
	Kanabec	24320	347	347	100.0	0	0.0	6.5	7.0
	McLeod	24420	199	199	100.0	0	0.0	8.8	9.5
	Nicollet	24510	161	161	100.0	0	0.0	5.6	6.1
	Ramsey	24610	2,586	2,586	100.0	0	0.0	1.9	3.1
	Scott	24690	601	601	100.0	0	0.0	4.0	4.4
	Sherburne	24700	498	498	100.0	0	0.0	10.9	11.8
	Sibley	24710	167	167	100.0	0	0.0	9.1	9.9
	Washington	24810	1,030	1,030	100.0	0	0.0	5.6	6.6
	Wright	24850	743	743	100.0	0	0.0	8.1	8.9
		Grand Totals		16,415	16,415	100.0	0	0.0	3.8

Geographic Service Map

July 1, 2024

Primary Care Providers

3,315 providers at 440 locations

- All providers

Primary Care Providers

Employee Group

National Proxy Census

Provider Group

Primary Care Providers

16,415 employee locations

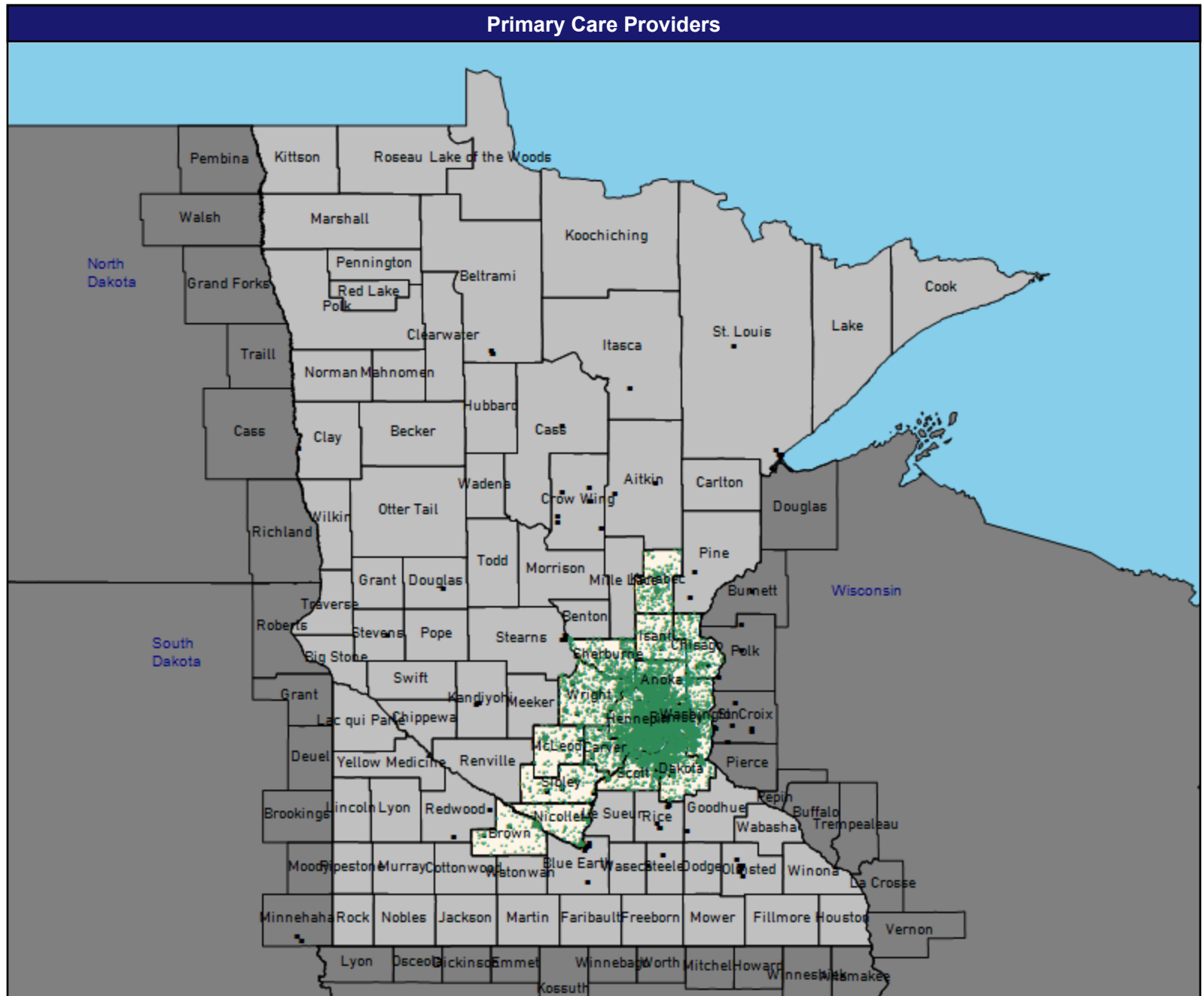

- ◆ With access (16,415)
- Without access (0)

The Access Standard is defined as (National Proxy Census) employees accessing:

- 1 (Primary Care Providers) provider in 30 miles or 30 minutes

Service Areas

- Metro MN Service Area



Access Detail By County SSA

July 1, 2024

Access Analysis
 Primary Care Providers
 Employee / Provider Groups
 National Proxy Census
 Primary Care Providers

¹ The Access Standard is defined as
 (National Proxy Census) employees
 accessing:
 1 (Primary Care Providers) provider in
 30 miles or 30 minutes

All Employees									
State Name	County	County SSA	Employee			Without Access ¹		Average Distance	Average Time
			#	#	%	#	%	1	1
Minnesota	Anoka	24010	1,740	1,740	100.0	0	0.0	3.3	4.1
	Brown	24070	135	135	100.0	0	0.0	4.1	4.4
	Carver	24090	795	795	100.0	0	0.0	2.6	2.8
	Chisago	24120	271	271	100.0	0	0.0	7.3	7.9
	Dakota	24180	1,818	1,818	100.0	0	0.0	2.1	2.6
	Hennepin	24260	5,098	5,098	100.0	0	0.0	1.5	2.2
	Isanti	24290	226	226	100.0	0	0.0	6.2	6.8
	Kanabec	24320	347	347	100.0	0	0.0	6.5	7.0
	McLeod	24420	199	199	100.0	0	0.0	8.3	9.0
	Nicollet	24510	161	161	100.0	0	0.0	4.4	4.7
	Ramsey	24610	2,586	2,586	100.0	0	0.0	1.4	2.2
	Scott	24690	601	601	100.0	0	0.0	3.4	3.8
	Sherburne	24700	498	498	100.0	0	0.0	7.8	8.5
	Sibley	24710	167	167	100.0	0	0.0	4.5	4.8
	Washington	24810	1,030	1,030	100.0	0	0.0	2.6	3.1
	Wright	24850	743	743	100.0	0	0.0	3.4	3.7
	Grand Totals			16,415	16,415	100.0	0	0.0	2.6

Geographic Service Map

July 1, 2024

Mental Health Provider Prescribers

601 providers at 328 locations

■ All providers

Mental Health Provider Prescribers

Employee Group

National Proxy Census

Provider Group

Mental Health Provider Prescribers

16,415 employee locations

◆ With access (16,415)

● Without access (0)

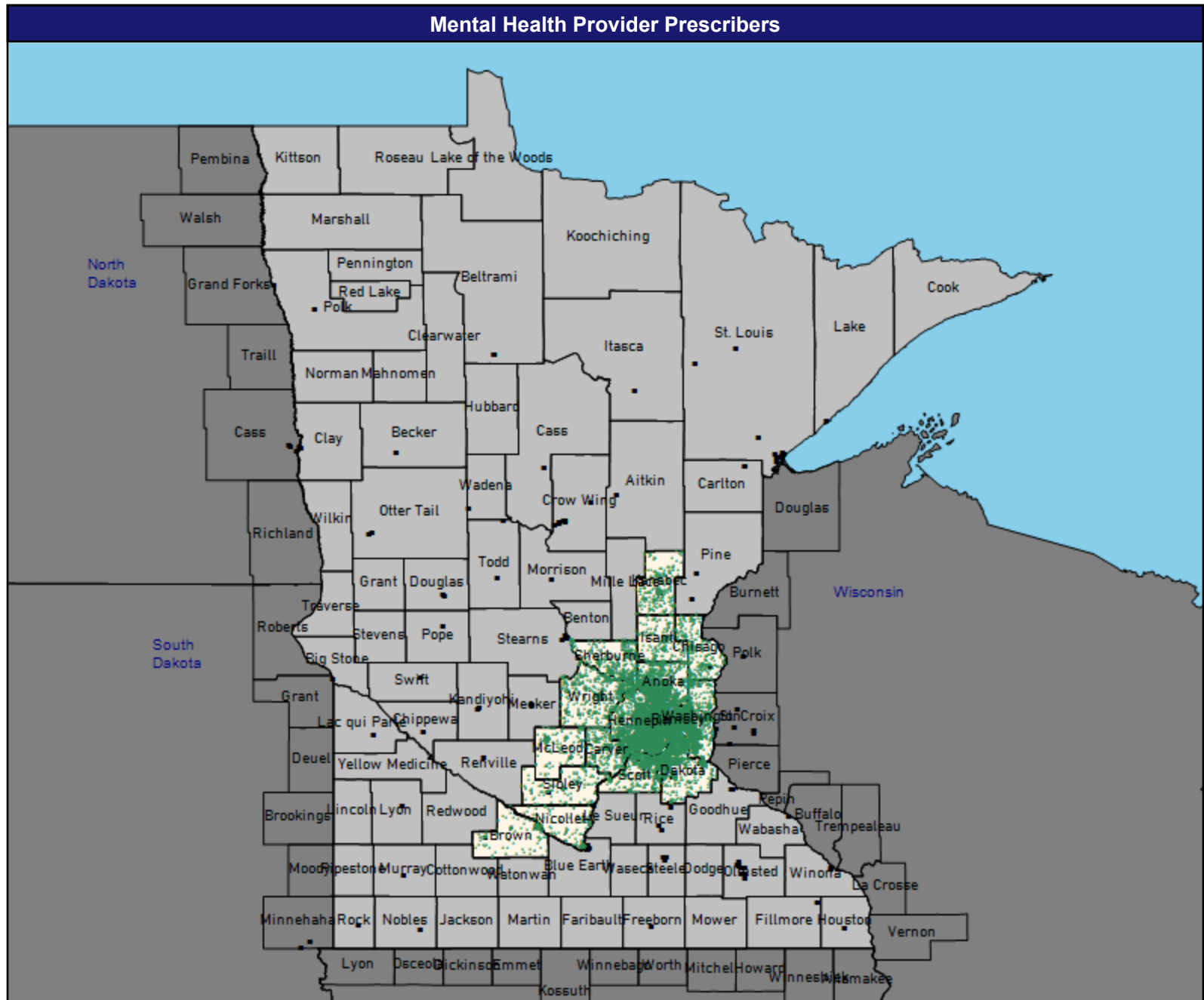
The Access Standard is defined as (National Proxy Census) employees accessing:

1 (Mental Health Provider Prescribers) provider in 30 miles or 30 minutes

Service Areas

□ Metro MN Service Area

67.13 miles



Access Detail By County SSA

July 1, 2024

Access Analysis
 Mental Health Provider Prescribers
 Employee / Provider Groups
 National Proxy Census
 Mental Health Provider Prescribers

¹ The Access Standard is defined as
 (National Proxy Census) employees
 accessing:
 1 (Mental Health Provider Prescribers)
 provider in 30 miles or 30 minutes

All Employees									
State Name	County	County SSA	Employee	With Access ¹		Without Access ¹		Average Distance	Average Time
			#	#	%	#	%	1	1
Minnesota	Anoka	24010	1,740	1,740	100.0	0	0.0	4.1	5.0
	Brown	24070	135	135	100.0	0	0.0	6.7	7.3
	Carver	24090	795	795	100.0	0	0.0	4.5	5.0
	Chisago	24120	271	271	100.0	0	0.0	8.6	9.4
	Dakota	24180	1,818	1,818	100.0	0	0.0	2.5	3.1
	Hennepin	24260	5,098	5,098	100.0	0	0.0	1.8	2.6
	Isanti	24290	226	226	100.0	0	0.0	7.6	8.2
	Kanabec	24320	347	347	100.0	0	0.0	6.4	6.9
	McLeod	24420	199	199	100.0	0	0.0	10.0	10.8
	Nicollet	24510	161	161	100.0	0	0.0	7.9	8.5
	Ramsey	24610	2,586	2,586	100.0	0	0.0	1.5	2.4
	Scott	24690	601	601	100.0	0	0.0	5.8	6.4
	Sherburne	24700	498	498	100.0	0	0.0	7.3	8.0
	Sibley	24710	167	167	100.0	0	0.0	11.3	12.3
	Washington	24810	1,030	1,030	100.0	0	0.0	2.8	3.3
	Wright	24850	743	743	100.0	0	0.0	8.2	9.0
	Grand Totals			16,415	16,415	100.0	0	0.0	3.5

Geographic Service Map

July 1, 2024

Child and Adolescent Psychiatrist

102 providers at 111 locations

■ All providers

Child and Adolescent Psychiatrist

Employee Group

National Proxy Census

Provider Group

Child and Adolescent Psychiatrist

16,415 employee locations

◆ With access (16,313)

● Without access (102)

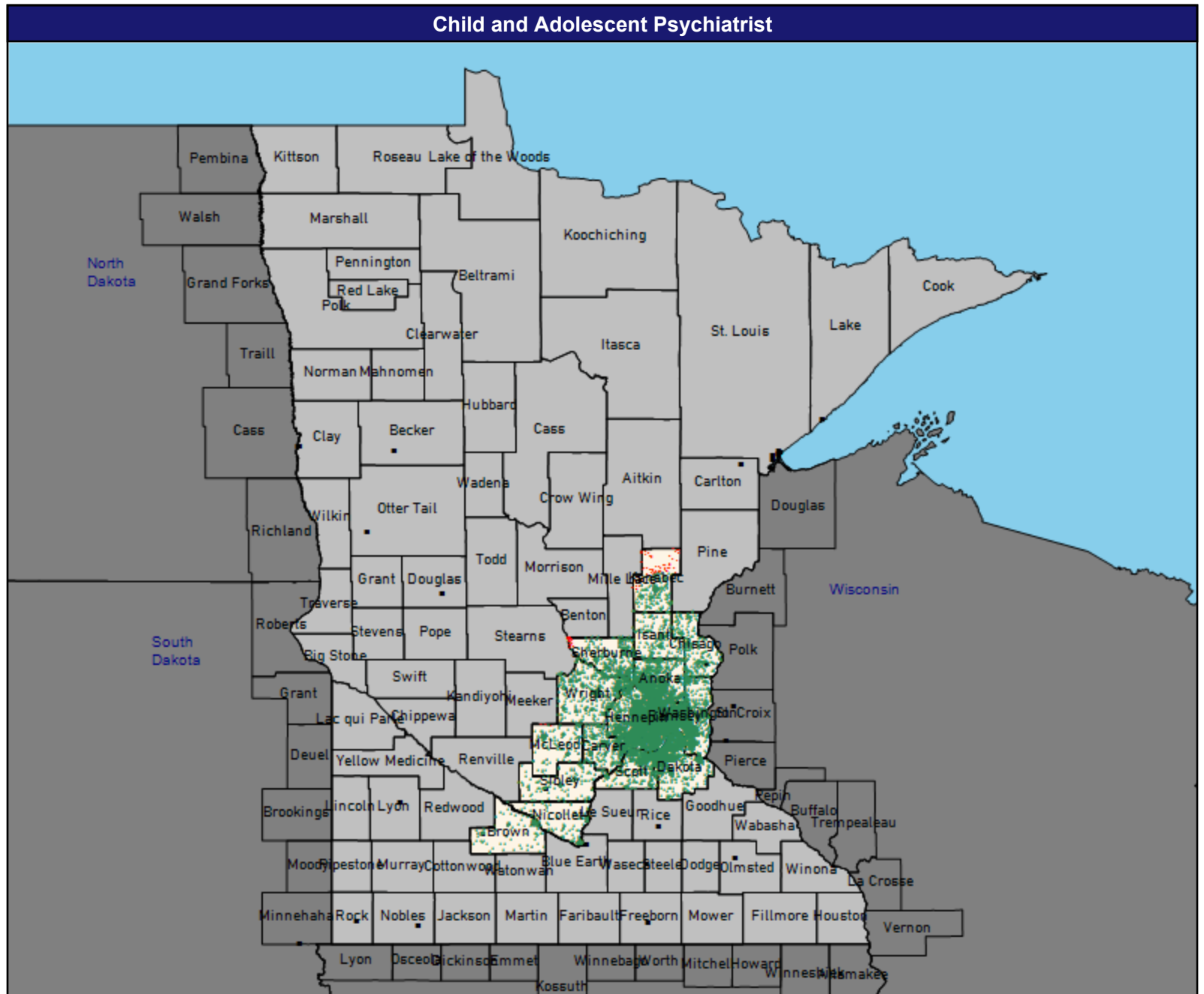
The Access Standard is defined as (National Proxy Census) employees accessing:

1 (Child and Adolescent Psychiatrist) provider in 30 miles or 30 minutes

Service Areas

□ Metro MN Service Area

67.13 miles



Access Detail By County SSA

July 1, 2024

Access Analysis
 Child and Adolescent Psychiatrist
 Employee / Provider Groups
 National Proxy Census
 Child and Adolescent Psychiatrist

¹ The Access Standard is defined as (National Proxy Census) employees accessing:
¹ (Child and Adolescent Psychiatrist) provider in 30 miles or 30 minutes

All Employees									
State Name	County	County SSA	Employee			Without Access ¹		Average Distance	Average Time
			#	#	%	#	%	1	1
Minnesota	Anoka	24010	1,740	1,740	100.0	0	0.0	5.7	7.1
	Brown	24070	135	135	100.0	0	0.0	6.7	7.3
	Carver	24090	795	795	100.0	0	0.0	7.4	8.3
	Chisago	24120	271	271	100.0	0	0.0	10.2	11.1
	Dakota	24180	1,818	1,818	100.0	0	0.0	5.9	7.6
	Hennepin	24260	5,098	5,098	100.0	0	0.0	2.5	3.9
	Isanti	24290	226	226	100.0	0	0.0	7.9	8.6
	Kanabec	24320	347	284	81.8	63	18.2	24.8	27.1
	McLeod	24420	199	196	98.5	3	1.5	23.2	25.7
	Nicollet	24510	161	161	100.0	0	0.0	8.9	9.7
	Ramsey	24610	2,586	2,586	100.0	0	0.0	2.1	3.4
	Scott	24690	601	601	100.0	0	0.0	10.9	12.5
	Sherburne	24700	498	462	92.8	36	7.2	13.8	15.0
	Sibley	24710	167	167	100.0	0	0.0	14.5	15.8
	Washington	24810	1,030	1,030	100.0	0	0.0	4.1	4.9
	Wright	24850	743	743	100.0	0	0.0	10.5	11.5
Grand Totals			16,415	16,313	99.4	102	0.6	5.7	7.0

Geographic Service Map

July 1, 2024

Psychiatrists
520 providers at 283 locations
■ All providers

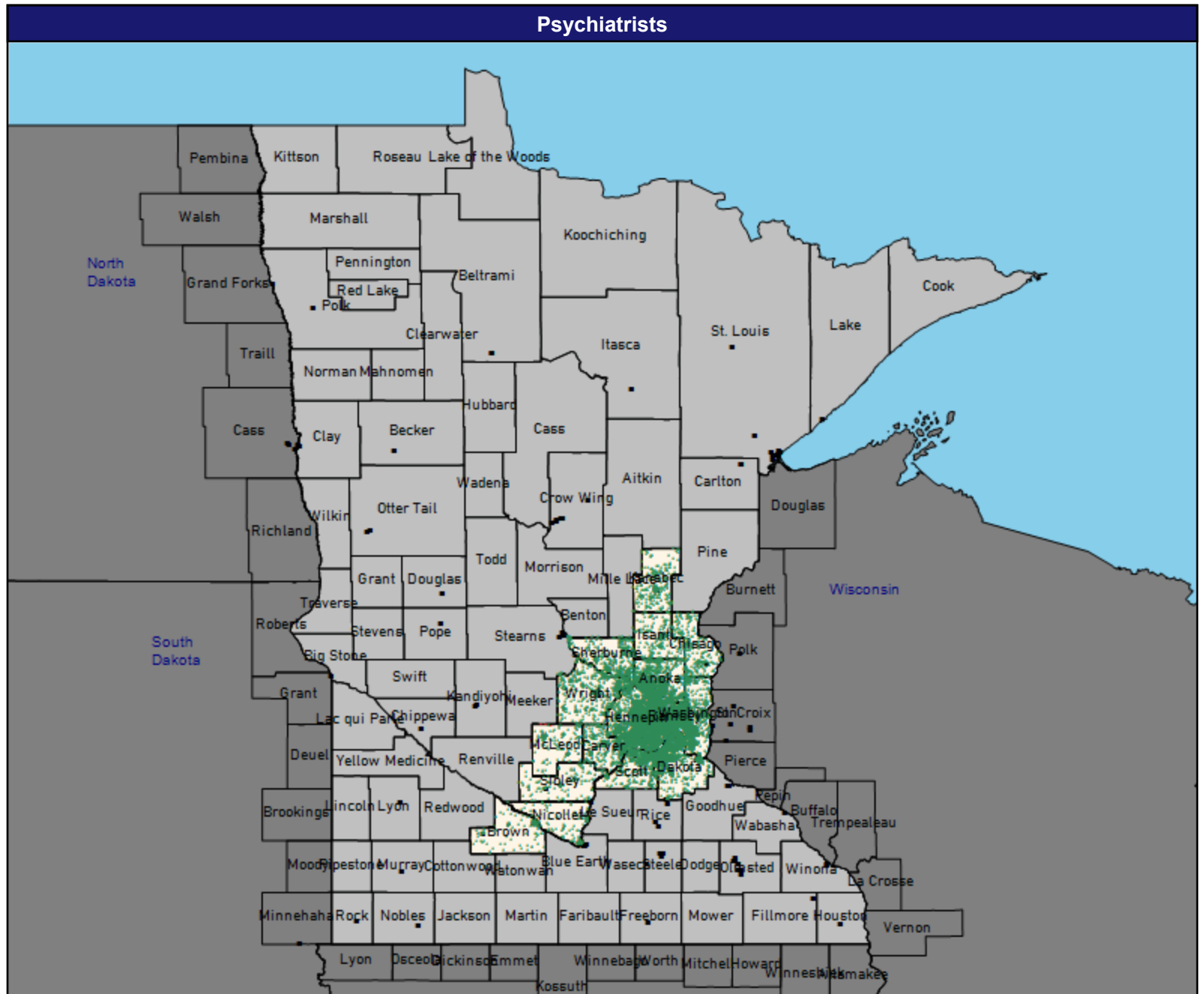
Psychiatrists
Employee Group
National Proxy Census
Provider Group
Psychiatrists

16,415 employee locations
◆ With access (16,412)
● Without access (3)

The Access Standard is defined as
(National Proxy Census) employees
accessing:
1 (Psychiatrists) provider in 30 miles or
30 minutes

Service Areas
□ Metro MN Service Area

67.13 miles



Access Detail By County SSA

July 1, 2024

Access Analysis
 Psychiatrists
 Employee / Provider Groups
 National Proxy Census
 Psychiatrists

¹ The Access Standard is defined as
 (National Proxy Census) employees
 accessing:
 1 (Psychiatrists) provider in 30 miles or
 30 minutes

All Employees									
State Name	County	County SSA	Employee	With Access ¹		Without Access ¹		Average Distance	Average Time
			#	#	%	#	%	1	1
Minnesota	Anoka	24010	1,740	1,740	100.0	0	0.0	4.2	5.0
	Brown	24070	135	135	100.0	0	0.0	6.7	7.3
	Carver	24090	795	795	100.0	0	0.0	4.5	5.0
	Chisago	24120	271	271	100.0	0	0.0	9.4	10.2
	Dakota	24180	1,818	1,818	100.0	0	0.0	3.3	4.2
	Hennepin	24260	5,098	5,098	100.0	0	0.0	1.9	2.9
	Isanti	24290	226	226	100.0	0	0.0	7.6	8.2
	Kanabec	24320	347	347	100.0	0	0.0	6.7	7.3
	McLeod	24420	199	196	98.5	3	1.5	21.1	23.0
	Nicollet	24510	161	161	100.0	0	0.0	8.0	8.7
	Ramsey	24610	2,586	2,586	100.0	0	0.0	1.7	2.6
	Scott	24690	601	601	100.0	0	0.0	6.2	7.0
	Sherburne	24700	498	498	100.0	0	0.0	7.3	8.0
	Sibley	24710	167	167	100.0	0	0.0	11.3	12.3
	Washington	24810	1,030	1,030	100.0	0	0.0	2.8	3.3
	Wright	24850	743	743	100.0	0	0.0	8.5	9.3
	Grand Totals		16,415	16,412	99.9	3	0.1	3.8	4.7

Geographic Service Map

July 1, 2024

Mental Health Clinical Nurse Specialist

40 providers at 102 locations

■ All providers

Mental Health Clinical Nurse Specialist

Employee Group

National Proxy Census

Provider Group

Mental Health Clinical Nurse Specialist

16,415 employee locations

◆ With access (16,287)

● Without access (128)

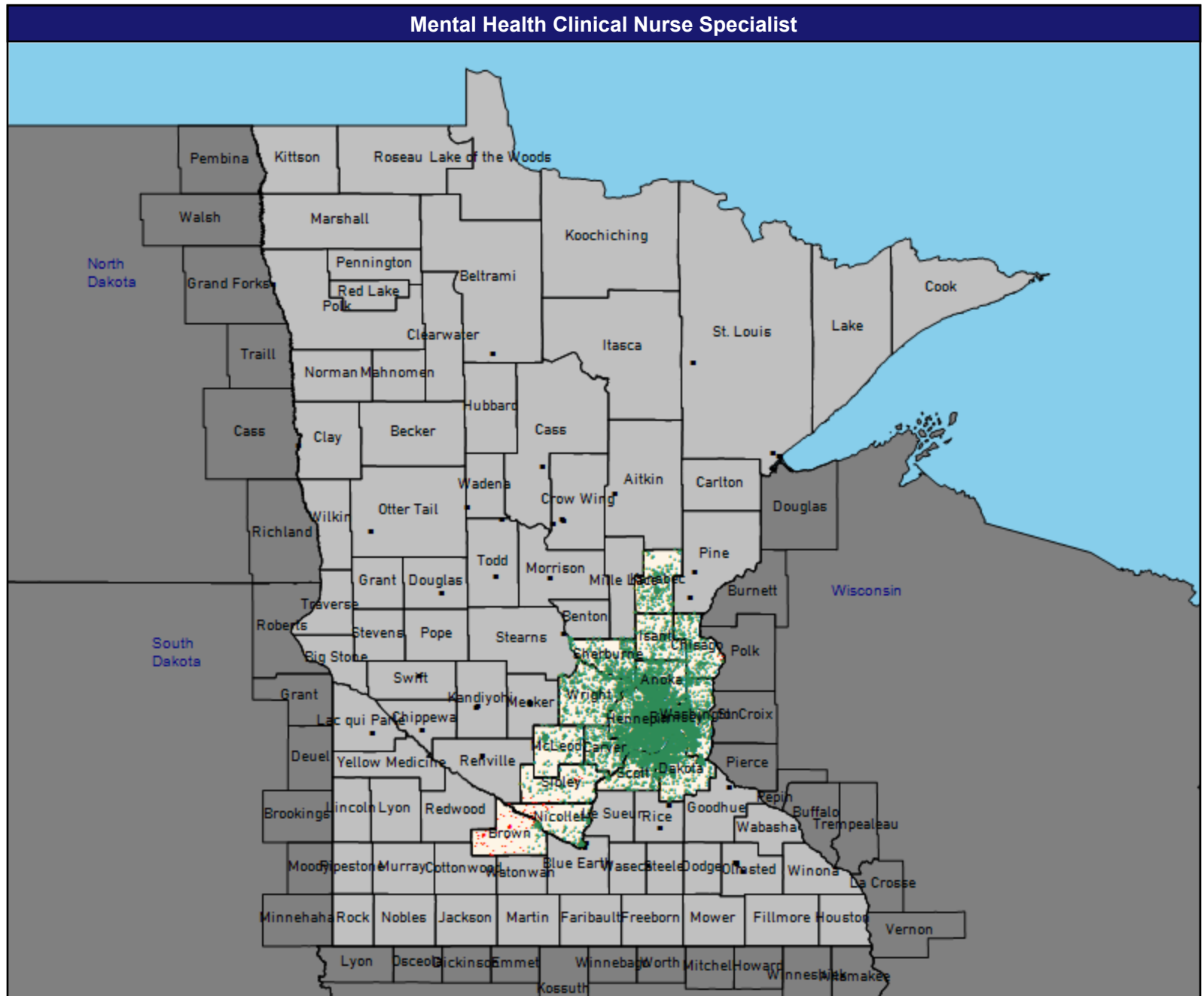
The Access Standard is defined as (National Proxy Census) employees accessing:

1 (Mental Health Clinical Nurse Specialist) provider in 30 miles or 30 minutes

Service Areas

□ Metro MN Service Area

67.13 miles



Access Detail By County SSA

July 1, 2024

Access Analysis
Mental Health Clinical Nurse Specialist

Employee / Provider Groups
National Proxy Census
Mental Health Clinical Nurse Specialist

¹ The Access Standard is defined as (National Proxy Census) employees accessing:

¹ (Mental Health Clinical Nurse Specialist) provider in 30 miles or 30 minutes

All Employees									
State Name	County	County SSA	Employee	With Access ¹		Without Access ¹		Average Distance	Average Time
			#	#	%	#	%	1	1
Minnesota	Anoka	24010	1,740	1,740	100.0	0	0.0	4.9	6.0
	Brown	24070	135	59	43.7	76	56.3	33.2	36.2
	Carver	24090	795	795	100.0	0	0.0	7.3	8.2
	Chisago	24120	271	263	97.0	8	3.0	16.8	18.3
	Dakota	24180	1,818	1,818	100.0	0	0.0	4.1	5.3
	Hennepin	24260	5,098	5,098	100.0	0	0.0	2.7	4.2
	Isanti	24290	226	226	100.0	0	0.0	7.6	8.3
	Kanabec	24320	347	347	100.0	0	0.0	6.5	7.0
	McLeod	24420	199	199	100.0	0	0.0	10.6	11.5
	Nicollet	24510	161	143	88.8	18	11.2	12.6	13.7
	Ramsey	24610	2,586	2,586	100.0	0	0.0	2.4	3.8
	Scott	24690	601	601	100.0	0	0.0	8.1	9.0
	Sherburne	24700	498	498	100.0	0	0.0	8.2	9.0
	Sibley	24710	167	141	84.4	26	15.6	26.4	28.8
	Washington	24810	1,030	1,030	100.0	0	0.0	3.9	4.6
	Wright	24850	743	743	100.0	0	0.0	13.0	14.4
	Grand Totals			16,415	16,287	99.2	128	0.8	5.2

Geographic Service Map

July 1, 2024

Mental Health Providers

11,212 providers at 1,467 locations

■ All providers

Mental Health Providers

Employee Group

National Proxy Census

Provider Group

Mental Health Providers

16,415 employee locations

◆ With access (16,415)

● Without access (0)

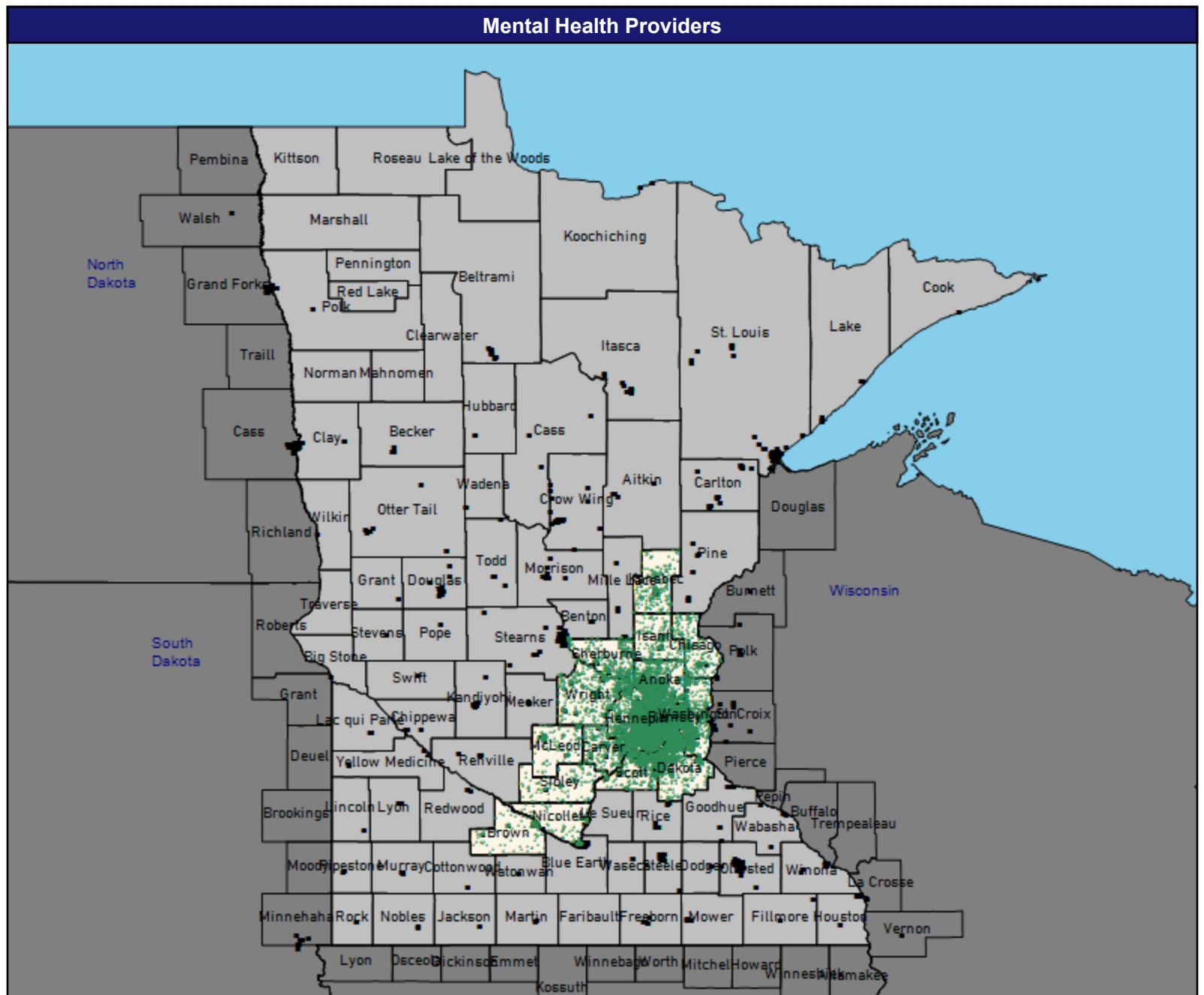
The Access Standard is defined as (National Proxy Census) employees accessing:

1 (Mental Health Providers) provider in 30 miles or 30 minutes

Service Areas

□ Metro MN Service Area

67.13 miles



Access Detail By County SSA

July 1, 2024

Access Analysis
 Mental Health Providers
 Employee / Provider Groups
 National Proxy Census
 Mental Health Providers

¹ The Access Standard is defined as
 (National Proxy Census) employees
 accessing:
 1 (Mental Health Providers) provider in
 30 miles or 30 minutes

All Employees									
State Name	County	County SSA	Employee			Without Access ¹		Average Distance	Average Time
			#	#	%	#	%	1	1
Minnesota	Anoka	24010	1,740	1,740	100.0	0	0.0	2.3	2.7
	Brown	24070	135	135	100.0	0	0.0	3.6	3.8
	Carver	24090	795	795	100.0	0	0.0	1.9	2.1
	Chisago	24120	271	271	100.0	0	0.0	4.5	4.9
	Dakota	24180	1,818	1,818	100.0	0	0.0	1.8	2.1
	Hennepin	24260	5,098	5,098	100.0	0	0.0	0.9	1.4
	Isanti	24290	226	226	100.0	0	0.0	5.0	5.4
	Kanabec	24320	347	347	100.0	0	0.0	5.6	6.0
	McLeod	24420	199	199	100.0	0	0.0	3.8	4.1
	Nicollet	24510	161	161	100.0	0	0.0	3.6	3.9
	Ramsey	24610	2,586	2,586	100.0	0	0.0	0.8	1.3
	Scott	24690	601	601	100.0	0	0.0	2.2	2.4
	Sherburne	24700	498	498	100.0	0	0.0	4.0	4.3
	Sibley	24710	167	167	100.0	0	0.0	9.4	10.2
	Washington	24810	1,030	1,030	100.0	0	0.0	1.6	1.9
	Wright	24850	743	743	100.0	0	0.0	3.0	3.2
Grand Totals			16,415	16,415	100.0	0	0.0	1.8	2.2

Geographic Service Map

July 1, 2024

Licensed Child and Adolescent Psychologists: LP

1,207 providers at 392 locations

■ All providers

Licensed Child and Adolescent Psychologists: LP

Employee Group

National Proxy Census

Provider Group

Licensed Child and Adolescent Psychologists: LP

16,415 employee locations

◆ With access (16,415)

● Without access (0)

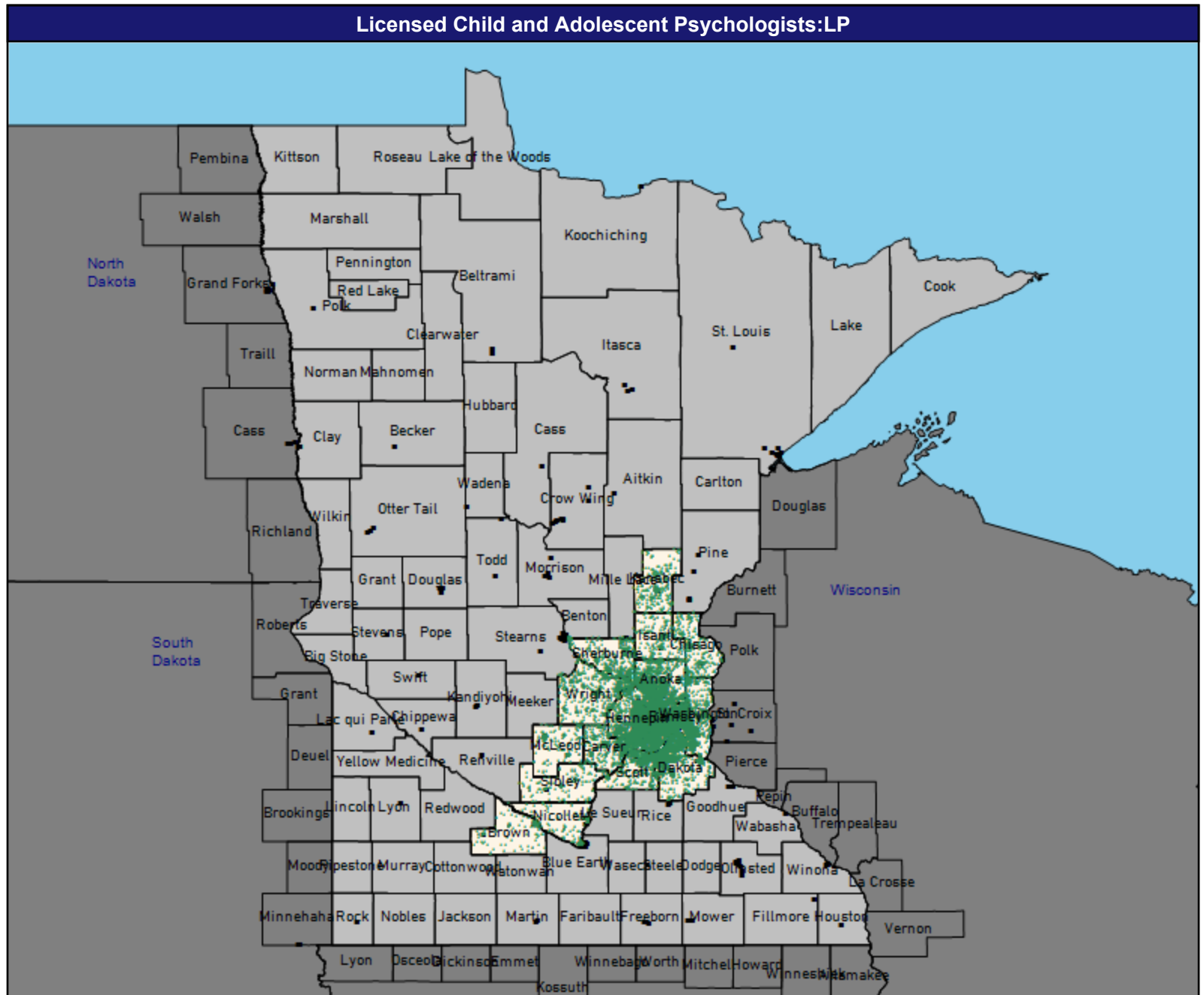
The Access Standard is defined as (National Proxy Census) employees accessing:

1 (Licensed Child and Adolescent Psychologists: LP) provider in 30 miles or 30 minutes

Service Areas

□ Metro MN Service Area

67.13 miles



Access Detail By County SSA

July 1, 2024

Access Analysis
 Licensed Child and Adolescent
 Psychologists: LP
 Employee / Provider Groups
 National Proxy Census
 Licensed Child and Adolescent
 Psychologists: LP

¹ The Access Standard is defined as
 (National Proxy Census) employees
 accessing:
¹ (Licensed Child and Adolescent
 Psychologists: LP) provider in 30 miles
 or 30 minutes

All Employees									
State Name	County	County SSA	Employee			Without Access ¹		Average Distance	Average Time
			#	#	%	#	%	1	1
Minnesota	Anoka	24010	1,740	1,740	100.0	0	0.0	3.3	4.0
	Brown	24070	135	135	100.0	0	0.0	6.6	7.2
	Carver	24090	795	795	100.0	0	0.0	4.3	4.8
	Chisago	24120	271	271	100.0	0	0.0	5.2	5.6
	Dakota	24180	1,818	1,818	100.0	0	0.0	2.4	3.0
	Hennepin	24260	5,098	5,098	100.0	0	0.0	1.6	2.4
	Isanti	24290	226	226	100.0	0	0.0	5.4	5.8
	Kanabec	24320	347	347	100.0	0	0.0	6.4	6.9
	McLeod	24420	199	199	100.0	0	0.0	6.2	6.7
	Nicollet	24510	161	161	100.0	0	0.0	4.9	5.3
	Ramsey	24610	2,586	2,586	100.0	0	0.0	1.3	2.0
	Scott	24690	601	601	100.0	0	0.0	5.2	5.7
	Sherburne	24700	498	498	100.0	0	0.0	5.7	6.2
	Sibley	24710	167	167	100.0	0	0.0	10.7	11.7
	Washington	24810	1,030	1,030	100.0	0	0.0	2.6	3.0
	Wright	24850	743	743	100.0	0	0.0	7.9	8.6
	Grand Totals			16,415	16,415	100.0	0	0.0	3.0

Geographic Service Map

July 1, 2024

Licensed Psychologists: LP

1,693 providers at 848 locations

■ All providers

Licensed Psychologists: LP

Employee Group

National Proxy Census

Provider Group

Licensed Psychologists: LP

16,415 employee locations

◆ With access (16,415)

● Without access (0)

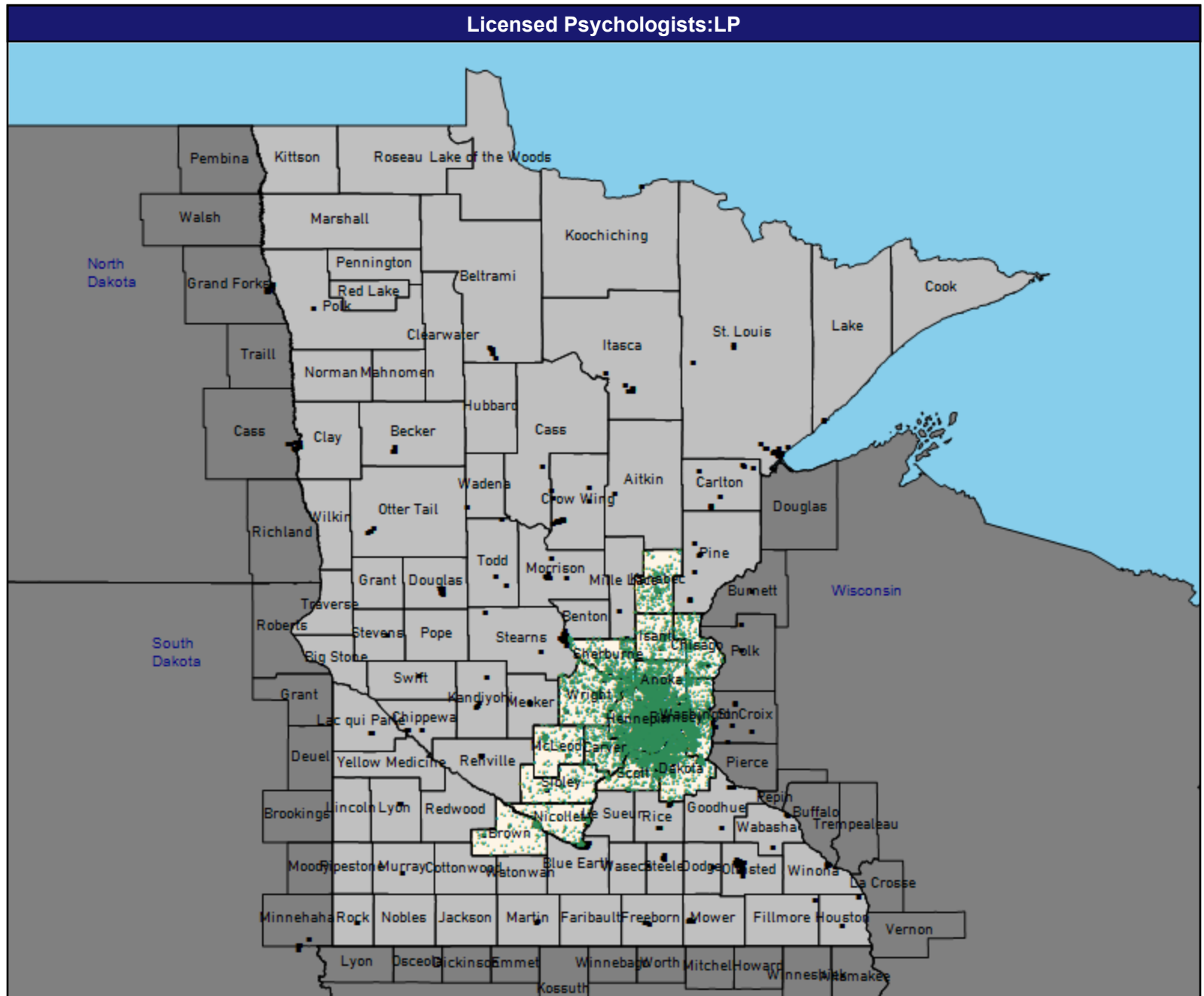
The Access Standard is defined as (National Proxy Census) employees accessing:

1 (Licensed Psychologists: LP) provider in 30 miles or 30 minutes

Service Areas

□ Metro MN Service Area

67.13 miles



Access Detail By County SSA

July 1, 2024

Access Analysis
 Licensed Psychologists: LP

Employee / Provider Groups
 National Proxy Census
 Licensed Psychologists: LP

¹ The Access Standard is defined as
 (National Proxy Census) employees
 accessing:

¹ (Licensed Psychologists: LP)
 provider in 30 miles or 30 minutes

All Employees									
State Name	County	County SSA	Employee			Without Access ¹		Average Distance	Average Time
			#	#	%	#	%	1	1
Minnesota	Anoka	24010	1,740	1,740	100.0	0	0.0	2.9	3.4
	Brown	24070	135	135	100.0	0	0.0	6.3	6.8
	Carver	24090	795	795	100.0	0	0.0	3.7	4.1
	Chisago	24120	271	271	100.0	0	0.0	4.7	5.1
	Dakota	24180	1,818	1,818	100.0	0	0.0	1.9	2.3
	Hennepin	24260	5,098	5,098	100.0	0	0.0	1.1	1.7
	Isanti	24290	226	226	100.0	0	0.0	5.1	5.6
	Kanabec	24320	347	347	100.0	0	0.0	6.3	6.8
	McLeod	24420	199	199	100.0	0	0.0	5.2	5.6
	Nicollet	24510	161	161	100.0	0	0.0	4.0	4.4
	Ramsey	24610	2,586	2,586	100.0	0	0.0	1.0	1.5
	Scott	24690	601	601	100.0	0	0.0	3.6	4.0
	Sherburne	24700	498	498	100.0	0	0.0	5.4	5.9
	Sibley	24710	167	167	100.0	0	0.0	10.7	11.6
	Washington	24810	1,030	1,030	100.0	0	0.0	1.9	2.3
	Wright	24850	743	743	100.0	0	0.0	4.9	5.3
	Grand Totals			16,415	16,415	100.0	0	0.0	2.4

Geographic Service Map

July 1, 2024

Licensed Marriage and Family Therapists:
LMFT or LMFTA

1,311 providers at 688 locations

■ All providers

Licensed Marriage and Family Therapists:
LMFT or LMFTA

Employee Group

National Proxy Census

Provider Group

Licensed Marriage and Family
Therapists: LMFT or LMFTA

16,415 employee locations

◆ With access (16,412)

● Without access (3)

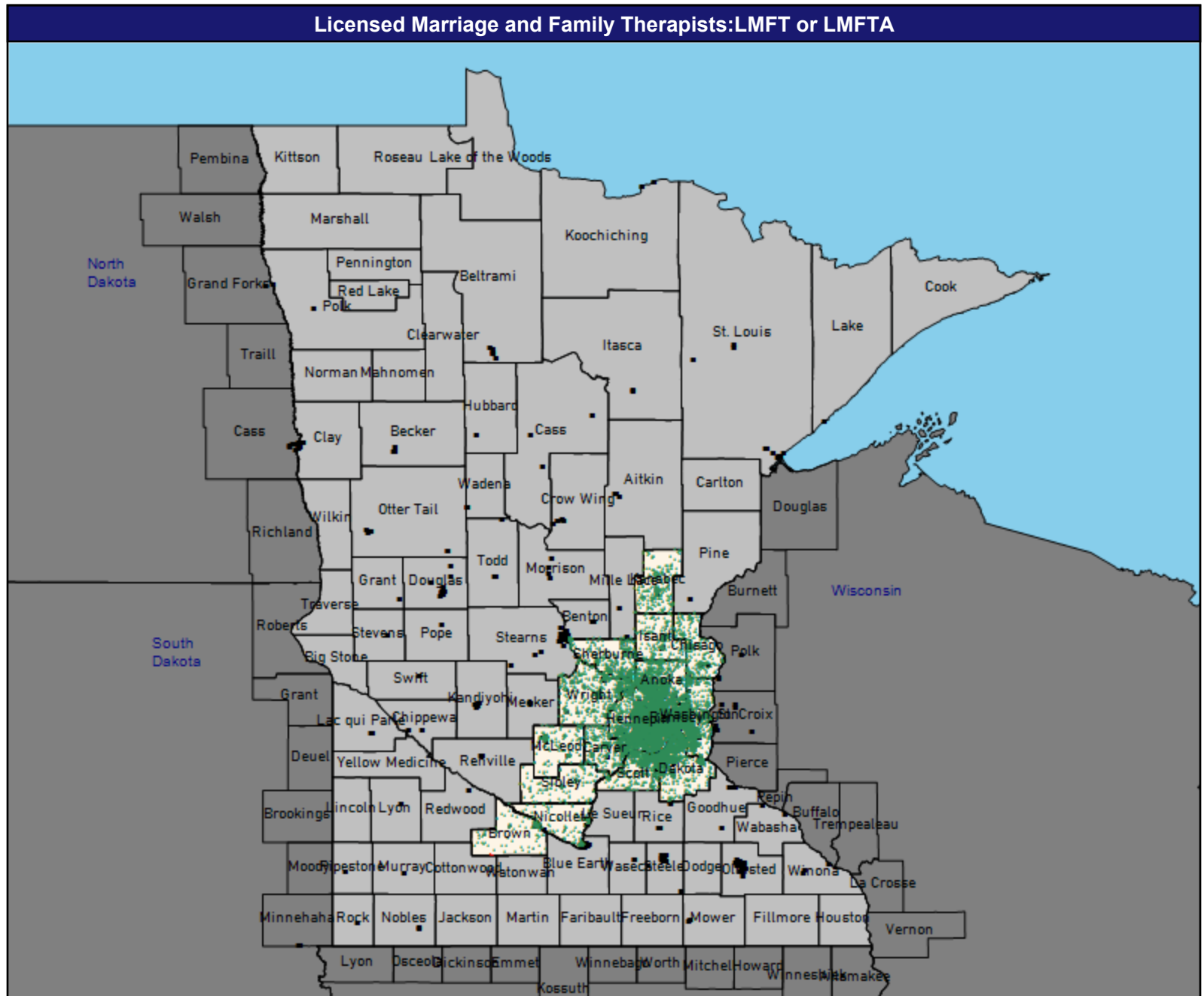
The Access Standard is defined as
(National Proxy Census) employees
accessing:

1 (Licensed Marriage and Family
Therapists: LMFT or LMFTA) provider
in 30 miles or 30 minutes

Service Areas

□ Metro MN Service Area

67.13 miles



Access Detail By County SSA

July 1, 2024

Access Analysis
 Licensed Marriage and Family
 Therapists: LMFT or LMFTA

Employee / Provider Groups
 National Proxy Census
 Licensed Marriage and Family
 Therapists: LMFT or LMFTA

¹ The Access Standard is defined as
 (National Proxy Census) employees
 accessing:
 1 (Licensed Marriage and Family
 Therapists: LMFT or LMFTA) provider
 in 30 miles or 30 minutes

All Employees									
State Name	County	County SSA	Employee			Without Access ¹		Average Distance	Average Time
			#	#	%	#	%	1	1
Minnesota	Anoka	24010	1,740	1,740	100.0	0	0.0	2.5	3.0
	Brown	24070	135	132	97.8	3	2.2	10.7	11.6
	Carver	24090	795	795	100.0	0	0.0	3.4	3.7
	Chisago	24120	271	271	100.0	0	0.0	4.7	5.1
	Dakota	24180	1,818	1,818	100.0	0	0.0	2.4	2.8
	Hennepin	24260	5,098	5,098	100.0	0	0.0	1.3	2.0
	Isanti	24290	226	226	100.0	0	0.0	5.0	5.5
	Kanabec	24320	347	347	100.0	0	0.0	7.0	7.6
	McLeod	24420	199	199	100.0	0	0.0	5.2	5.7
	Nicollet	24510	161	161	100.0	0	0.0	4.6	5.0
	Ramsey	24610	2,586	2,586	100.0	0	0.0	1.0	1.7
	Scott	24690	601	601	100.0	0	0.0	3.8	4.2
	Sherburne	24700	498	498	100.0	0	0.0	4.4	4.8
	Sibley	24710	167	167	100.0	0	0.0	15.0	16.4
	Washington	24810	1,030	1,030	100.0	0	0.0	2.2	2.6
	Wright	24850	743	743	100.0	0	0.0	4.6	4.9
	Grand Totals			16,415	16,412	99.9	3	0.1	2.5

Geographic Service Map

July 1, 2024

Licensed Professional Counselors: LPCC or LPC

1,786 providers at 701 locations

■ All providers

Licensed Professional Counselors: LPCC or LPC

Employee Group

National Proxy Census

Provider Group

Licensed Professional Counselors: LPCC or LPC

16,415 employee locations

◆ With access (16,415)

● Without access (0)

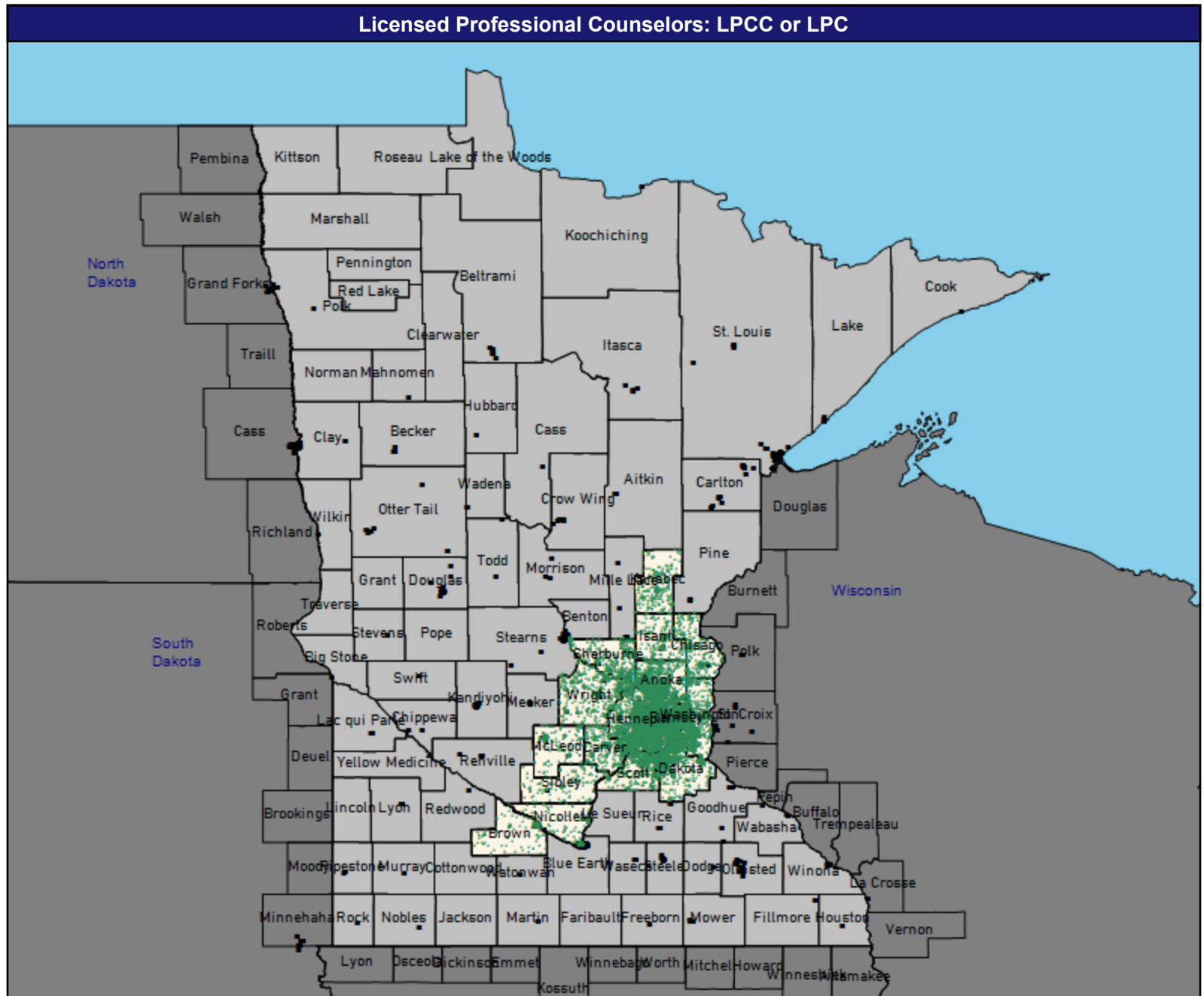
The Access Standard is defined as (National Proxy Census) employees accessing:

1 (Licensed Professional Counselors: LPCC or LPC) provider in 30 miles or 30 minutes

Service Areas

□ Metro MN Service Area

67.13 miles



Access Detail By County SSA

July 1, 2024

Access Analysis
 Licensed Professional Counselors:
 LPCC or LPC
 Employee / Provider Groups
 National Proxy Census
 Licensed Professional Counselors:
 LPCC or LPC

¹ The Access Standard is defined as
 (National Proxy Census) employees
 accessing:
¹ (Licensed Professional Counselors:
 LPCC or LPC) provider in 30 miles or
 30 minutes

All Employees									
State Name	County	County SSA	Employee			Without Access ¹		Average Distance	Average Time
			#	#	%	#	%	1	1
Minnesota	Anoka	24010	1,740	1,740	100.0	0	0.0	3.1	3.7
	Brown	24070	135	135	100.0	0	0.0	10.1	11.0
	Carver	24090	795	795	100.0	0	0.0	3.8	4.2
	Chisago	24120	271	271	100.0	0	0.0	5.0	5.4
	Dakota	24180	1,818	1,818	100.0	0	0.0	2.4	2.9
	Hennepin	24260	5,098	5,098	100.0	0	0.0	1.3	1.9
	Isanti	24290	226	226	100.0	0	0.0	5.0	5.4
	Kanabec	24320	347	347	100.0	0	0.0	17.2	18.8
	McLeod	24420	199	199	100.0	0	0.0	5.1	5.5
	Nicollet	24510	161	161	100.0	0	0.0	4.0	4.4
	Ramsey	24610	2,586	2,586	100.0	0	0.0	1.2	1.9
	Scott	24690	601	601	100.0	0	0.0	5.4	5.9
	Sherburne	24700	498	498	100.0	0	0.0	4.5	4.8
	Sibley	24710	167	167	100.0	0	0.0	10.9	11.9
	Washington	24810	1,030	1,030	100.0	0	0.0	2.4	2.8
	Wright	24850	743	743	100.0	0	0.0	4.7	5.1
	Grand Totals			16,415	16,415	100.0	0	0.0	2.9

Geographic Service Map

July 1, 2024

Licensed Social Workers: LICSW, LCSW, and LISW

2,612 providers at 910 locations

■ All providers

Licensed Social Workers: LICSW, LCSW, and LISW

Employee Group

National Proxy Census

Provider Group

Licensed Social Workers: LICSW, LCSW, and LISW

16,415 employee locations

◆ With access (16,415)

● Without access (0)

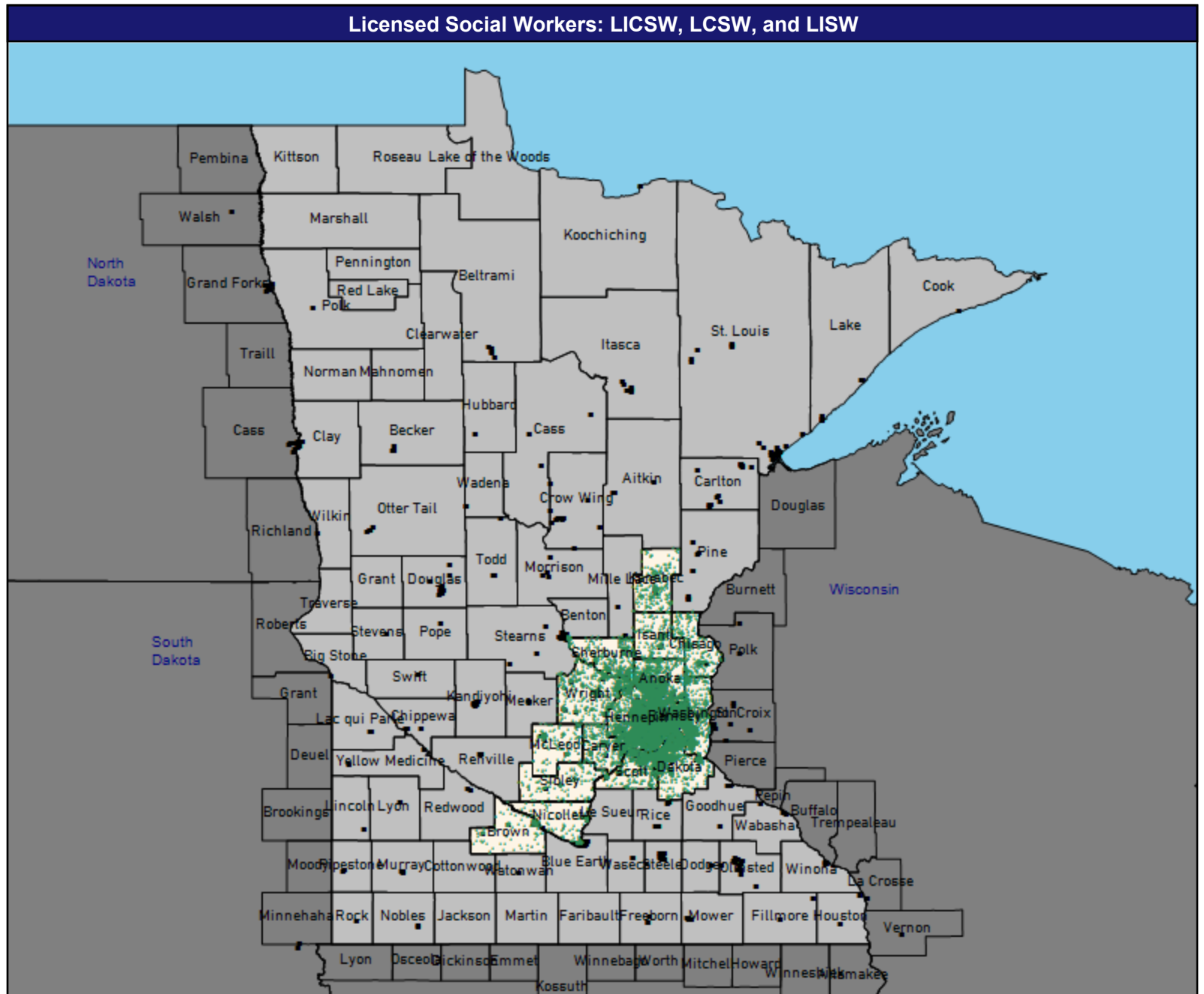
The Access Standard is defined as (National Proxy Census) employees accessing:

1 (Licensed Social Workers: LICSW, LCSW, and LISW) provider in 30 miles or 30 minutes

Service Areas

□ Metro MN Service Area

67.13 miles



Access Detail By County SSA

July 1, 2024

Access Analysis
 Licensed Social Workers: LICSW,
 LCSW, and LISW

Employee / Provider Groups
 National Proxy Census
 Licensed Social Workers: LICSW,
 LCSW, and LISW

¹ The Access Standard is defined as
 (National Proxy Census) employees
 accessing:
¹ (Licensed Social Workers: LICSW,
 LCSW, and LISW) provider in 30 miles
 or 30 minutes

All Employees									
State Name	County	County SSA	Employee			Without Access ¹		Average Distance	Average Time
			#	#	%	#	%	1	1
Minnesota	Anoka	24010	1,740	1,740	100.0	0	0.0	2.5	3.0
	Brown	24070	135	135	100.0	0	0.0	3.6	3.9
	Carver	24090	795	795	100.0	0	0.0	3.0	3.3
	Chisago	24120	271	271	100.0	0	0.0	4.6	5.0
	Dakota	24180	1,818	1,818	100.0	0	0.0	2.3	2.7
	Hennepin	24260	5,098	5,098	100.0	0	0.0	1.2	1.8
	Isanti	24290	226	226	100.0	0	0.0	5.0	5.4
	Kanabec	24320	347	347	100.0	0	0.0	5.7	6.2
	McLeod	24420	199	199	100.0	0	0.0	3.8	4.1
	Nicollet	24510	161	161	100.0	0	0.0	3.9	4.2
	Ramsey	24610	2,586	2,586	100.0	0	0.0	1.0	1.6
	Scott	24690	601	601	100.0	0	0.0	2.7	3.0
	Sherburne	24700	498	498	100.0	0	0.0	4.3	4.6
	Sibley	24710	167	167	100.0	0	0.0	9.6	10.5
	Washington	24810	1,030	1,030	100.0	0	0.0	2.2	2.6
	Wright	24850	743	743	100.0	0	0.0	3.1	3.3
	Grand Totals			16,415	16,415	100.0	0	0.0	2.2

Geographic Service Map

July 1, 2024

Other providers designated as licensed mental health providers

245 providers at 62 locations

■ All providers

Other providers designated as licensed mental health providers

Employee Group

National Proxy Census

Provider Group

Other providers designated as licensed mental health providers

16,415 employee locations

◆ With access (16,270)

● Without access (145)

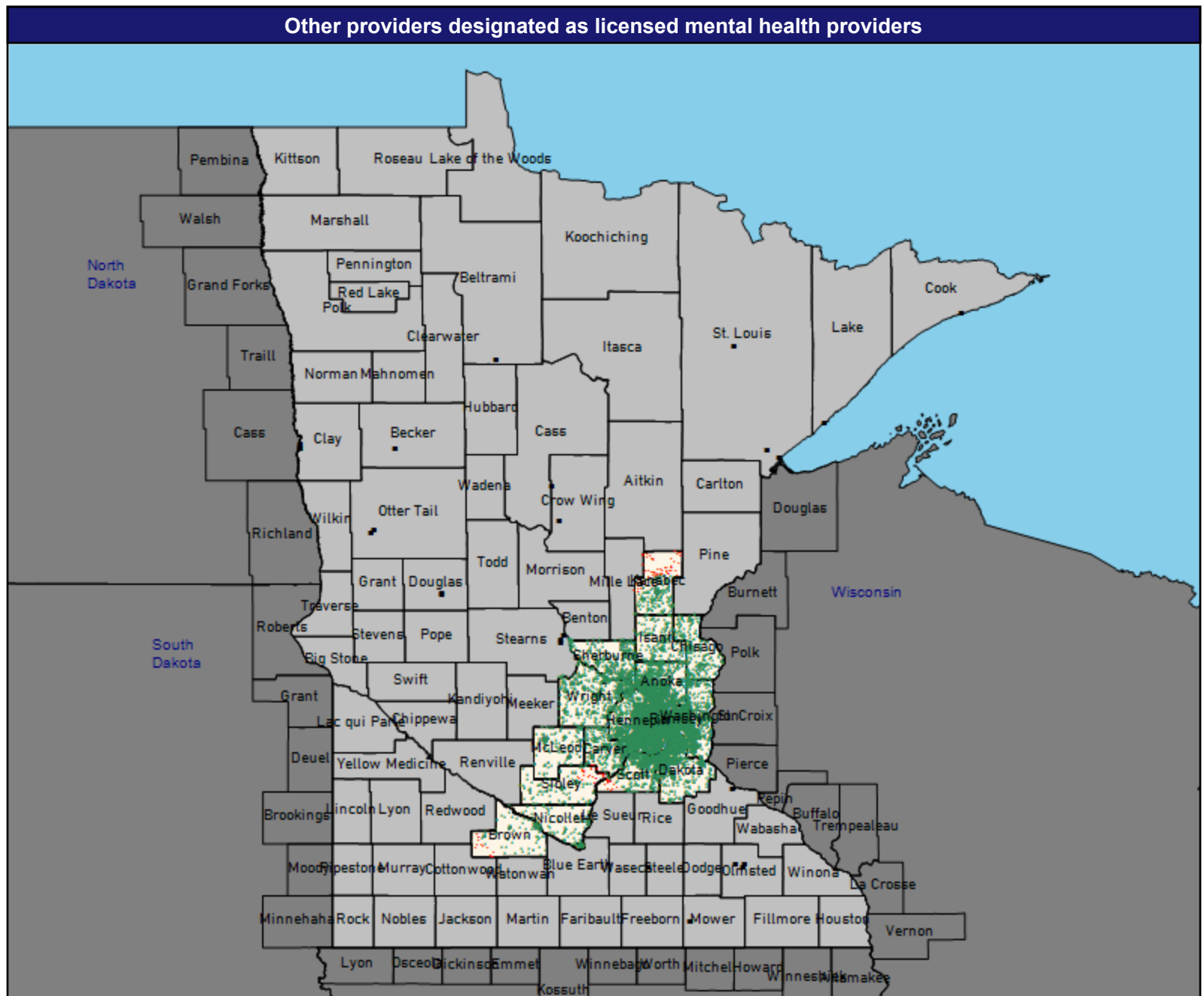
The Access Standard is defined as (National Proxy Census) employees accessing:

1 (Other providers designated as licensed mental health providers) provider in 30 miles or 30 minutes

Service Areas

□ Metro MN Service Area

67.13 miles



Access Detail By County SSA

July 1, 2024

Access Analysis
 Other providers designated as licensed mental health providers
 Employee / Provider Groups
 National Proxy Census
 Other providers designated as licensed mental health providers

¹ The Access Standard is defined as (National Proxy Census) employees accessing:

¹ (Other providers designated as licensed mental health providers) provider in 30 miles or 30 minutes

All Employees									
State Name	County	County SSA	Employee			Without Access ¹		Average Distance	Average Time
			#	#	%	#	%	1	1
Minnesota	Anoka	24010	1,740	1,740	100.0	0	0.0	7.0	8.6
	Brown	24070	135	122	90.4	13	9.6	12.1	13.2
	Carver	24090	795	790	99.4	5	0.6	16.1	19.2
	Chisago	24120	271	271	100.0	0	0.0	13.4	14.6
	Dakota	24180	1,818	1,818	100.0	0	0.0	6.9	8.5
	Hennepin	24260	5,098	5,098	100.0	0	0.0	3.6	5.6
	Isanti	24290	226	226	100.0	0	0.0	7.6	8.2
	Kanabec	24320	347	284	81.8	63	18.2	24.9	27.1
	McLeod	24420	199	199	100.0	0	0.0	11.4	12.4
	Nicollet	24510	161	161	100.0	0	0.0	8.8	9.6
	Ramsey	24610	2,586	2,586	100.0	0	0.0	4.7	7.2
	Scott	24690	601	562	93.5	39	6.5	13.5	16.2
	Sherburne	24700	498	498	100.0	0	0.0	11.5	12.5
	Sibley	24710	167	142	85.0	25	15.0	25.2	27.7
	Washington	24810	1,030	1,030	100.0	0	0.0	6.6	8.1
	Wright	24850	743	743	100.0	0	0.0	11.3	12.4
	Grand Totals			16,415	16,270	99.1	145	0.9	7.4

Geographic Service Map

July 1, 2024

Pediatric Services Providers

1,010 providers at 277 locations

■ All providers

Pediatric Services Providers

Employee Group

National Proxy Census

Provider Group

Pediatric Services Providers

16,415 employee locations

◆ With access (16,344)

● Without access (71)

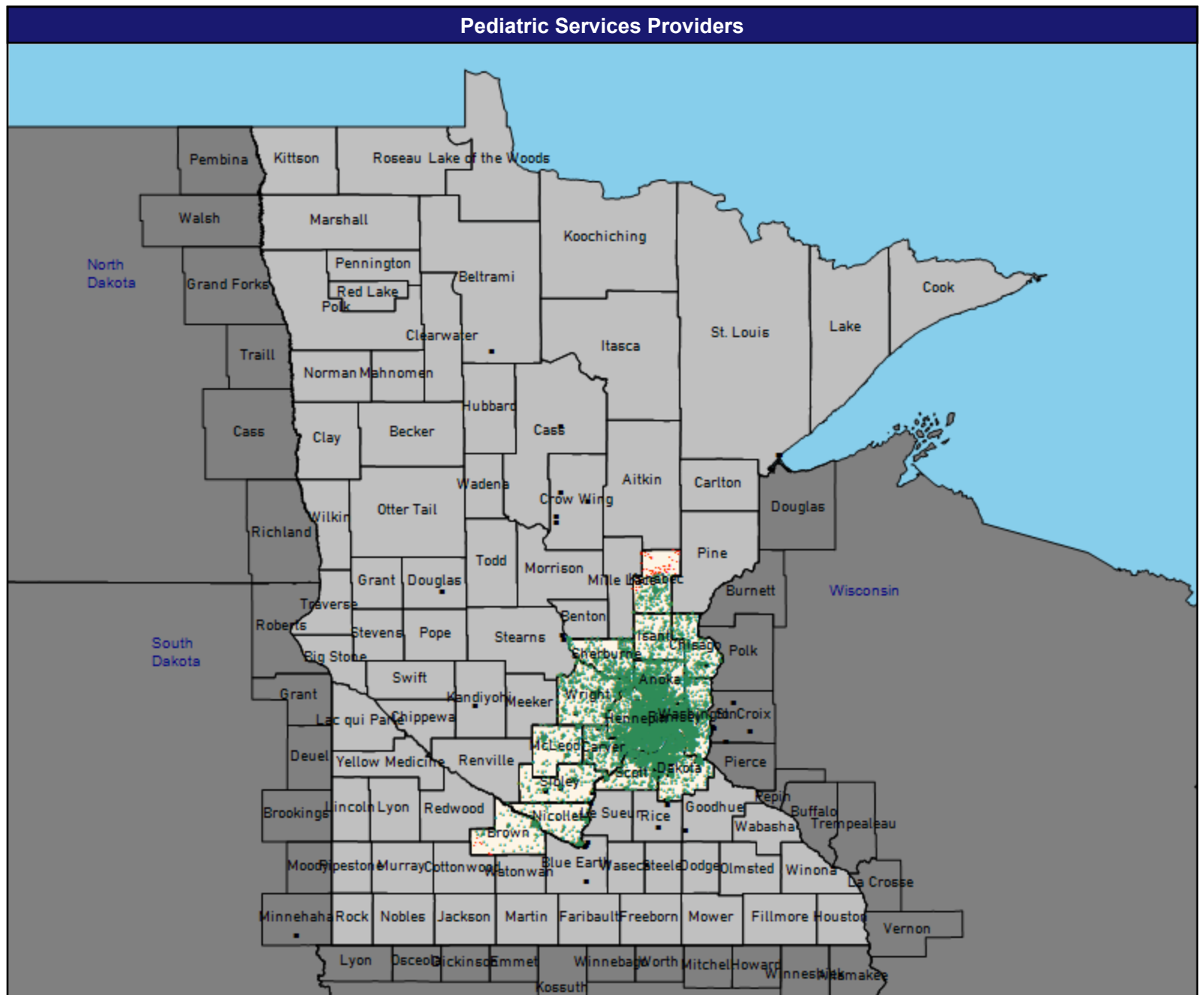
The Access Standard is defined as (National Proxy Census) employees accessing:

1 (Pediatric Services Providers) provider in 30 miles or 30 minutes

Service Areas

□ Metro MN Service Area

67.13 miles



Access Detail By County SSA

July 1, 2024

Access Analysis
Pediatric Services Providers

Employee / Provider Groups
National Proxy Census
Pediatric Services Providers

¹ The Access Standard is defined as
(National Proxy Census) employees
accessing:

1 (Pediatric Services Providers)
provider in 30 miles or 30 minutes

All Employees									
State Name	County	County SSA	Employee	With Access ¹		Without Access ¹		Average Distance	Average Time
			#	#	%	#	%	1	1
Minnesota	Anoka	24010	1,740	1,740	100.0	0	0.0	3.7	4.5
	Brown	24070	135	127	94.1	8	5.9	11.7	12.7
	Carver	24090	795	795	100.0	0	0.0	2.4	2.7
	Chisago	24120	271	271	100.0	0	0.0	8.5	9.2
	Dakota	24180	1,818	1,818	100.0	0	0.0	2.0	2.4
	Hennepin	24260	5,098	5,098	100.0	0	0.0	1.6	2.5
	Isanti	24290	226	226	100.0	0	0.0	7.8	8.5
	Kanabec	24320	347	284	81.8	63	18.2	24.8	27.1
	McLeod	24420	199	199	100.0	0	0.0	10.3	11.1
	Nicollet	24510	161	161	100.0	0	0.0	4.5	4.8
	Ramsey	24610	2,586	2,586	100.0	0	0.0	1.5	2.5
	Scott	24690	601	601	100.0	0	0.0	2.9	3.2
	Sherburne	24700	498	498	100.0	0	0.0	7.9	8.6
	Sibley	24710	167	167	100.0	0	0.0	4.6	5.0
	Washington	24810	1,030	1,030	100.0	0	0.0	3.9	4.5
	Wright	24850	743	743	100.0	0	0.0	5.1	5.5
	Grand Totals			16,415	16,344	99.6	71	0.4	3.4

Geographic Service Map

July 1, 2024

Allergy, Immunology and Rheumatology

47 providers at 98 locations

■ All providers

Allergy, Immunology and Rheumatology

Employee Group

National Proxy Census

Provider Group

Allergy, Immunology and Rheumatology

16,415 employee locations

◆ With access (16,415)

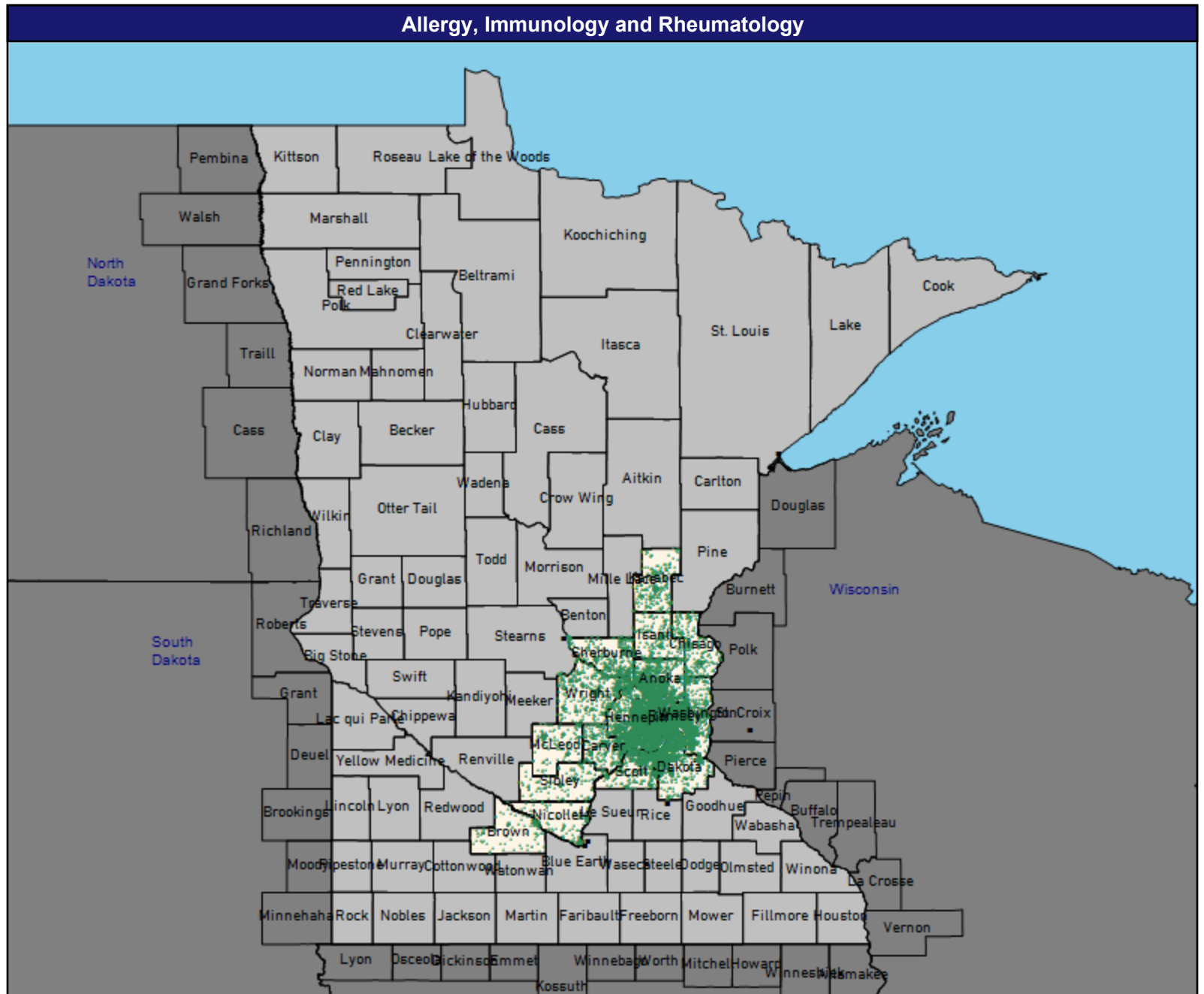
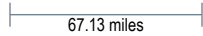
● Without access (0)

The Access Standard is defined as (National Proxy Census) employees accessing:

1 (Allergy, Immunology and Rheumatology) provider in 60 miles or 60 minutes

Service Areas

□ Metro MN Service Area



Access Detail By County SSA

July 1, 2024

Access Analysis
Allergy, Immunology and
Rheumatology

Employee / Provider Groups
National Proxy Census
Allergy, Immunology and
Rheumatology

¹ The Access Standard is defined as
(National Proxy Census) employees
accessing:
¹ (Allergy, Immunology and
Rheumatology) provider in 60 miles or
60 minutes

All Employees									
State Name	County	County SSA	Employee			Without Access ¹		Average Distance	Average Time
			#	#	%	#	%	1	1
Minnesota	Anoka	24010	1,740	1,740	100.0	0	0.0	4.3	5.2
	Brown	24070	135	135	100.0	0	0.0	36.3	39.6
	Carver	24090	795	795	100.0	0	0.0	5.2	5.8
	Chisago	24120	271	271	100.0	0	0.0	9.7	10.5
	Dakota	24180	1,818	1,818	100.0	0	0.0	2.8	3.5
	Hennepin	24260	5,098	5,098	100.0	0	0.0	2.5	3.9
	Isanti	24290	226	226	100.0	0	0.0	7.9	8.6
	Kanabec	24320	347	347	100.0	0	0.0	24.8	27.1
	McLeod	24420	199	199	100.0	0	0.0	25.4	27.7
	Nicollet	24510	161	161	100.0	0	0.0	13.3	14.5
	Ramsey	24610	2,586	2,586	100.0	0	0.0	2.1	3.3
	Scott	24690	601	601	100.0	0	0.0	6.8	7.5
	Sherburne	24700	498	498	100.0	0	0.0	8.8	9.6
	Sibley	24710	167	167	100.0	0	0.0	30.8	33.7
	Washington	24810	1,030	1,030	100.0	0	0.0	6.5	7.8
	Wright	24850	743	743	100.0	0	0.0	7.8	8.5
	Grand Totals			16,415	16,415	100.0	0	0.0	5.2

Geographic Service Map

July 1, 2024

Anesthesiology Physicians and Certified Registered Nurse Anesthetists

2,168 providers at 130 locations

■ All providers

Anesthesiology Physicians and Certified Registered Nurse Anesthetists

Employee Group

National Proxy Census

Provider Group

Anesthesiology Physicians and Certified Registered Nurse Anesthetists

16,415 employee locations

◆ With access (16,415)

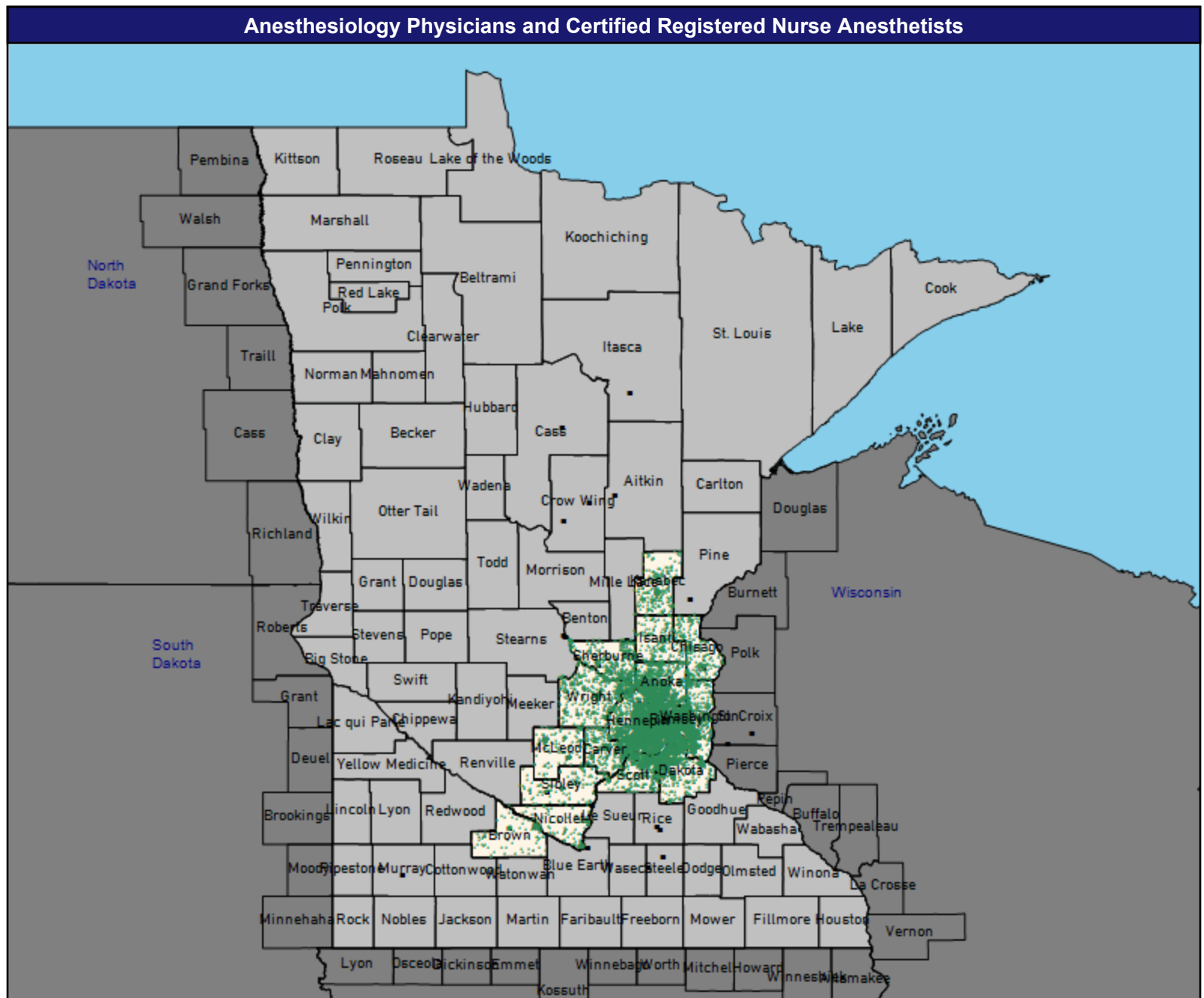

● Without access (0)

The Access Standard is defined as (National Proxy Census) employees accessing:

1 (Anesthesiology Physicians and Certified Registered Nurse Anesthetists) provider in 60 miles or 60 minutes

Service Areas

□ Metro MN Service Area



Access Detail By County SSA

July 1, 2024

Access Analysis
 Anesthesiology Physicians and
 Certified Registered Nurse
 Anesthetists

Employee / Provider Groups
 National Proxy Census
 Anesthesiology Physicians and
 Certified Registered Nurse
 Anesthetists

¹ The Access Standard is defined as
 (National Proxy Census) employees
 accessing:
¹ (Anesthesiology Physicians and
 Certified Registered Nurse
 Anesthetists) provider in 60 miles or 60
 minutes

All Employees									
State Name	County	County SSA	Employee			Without Access ¹		Average Distance	Average Time
			#	#	%	#	%	1	1
Minnesota	Anoka	24010	1,740	1,740	100.0	0	0.0	4.9	6.5
	Brown	24070	135	135	100.0	0	0.0	6.5	7.0
	Carver	24090	795	795	100.0	0	0.0	5.1	5.6
	Chisago	24120	271	271	100.0	0	0.0	8.0	8.7
	Dakota	24180	1,818	1,818	100.0	0	0.0	4.2	5.1
	Hennepin	24260	5,098	5,098	100.0	0	0.0	2.7	4.1
	Isanti	24290	226	226	100.0	0	0.0	7.4	8.1
	Kanabec	24320	347	347	100.0	0	0.0	6.7	7.3
	McLeod	24420	199	199	100.0	0	0.0	12.1	13.2
	Nicollet	24510	161	161	100.0	0	0.0	5.6	6.1
	Ramsey	24610	2,586	2,586	100.0	0	0.0	2.5	4.1
	Scott	24690	601	601	100.0	0	0.0	6.9	7.7
	Sherburne	24700	498	498	100.0	0	0.0	9.6	10.8
	Sibley	24710	167	167	100.0	0	0.0	9.8	10.7
	Washington	24810	1,030	1,030	100.0	0	0.0	4.8	5.6
	Wright	24850	743	743	100.0	0	0.0	9.9	11.0
	Grand Totals			16,415	16,415	100.0	0	0.0	4.5

Geographic Service Map

July 1, 2024

Cardiac Surgery

24 providers at 30 locations

■ All providers

Cardiac Surgery

Employee Group

National Proxy Census

Provider Group

Cardiac Surgery

16,415 employee locations

◆ With access (16,304)

● Without access (111)

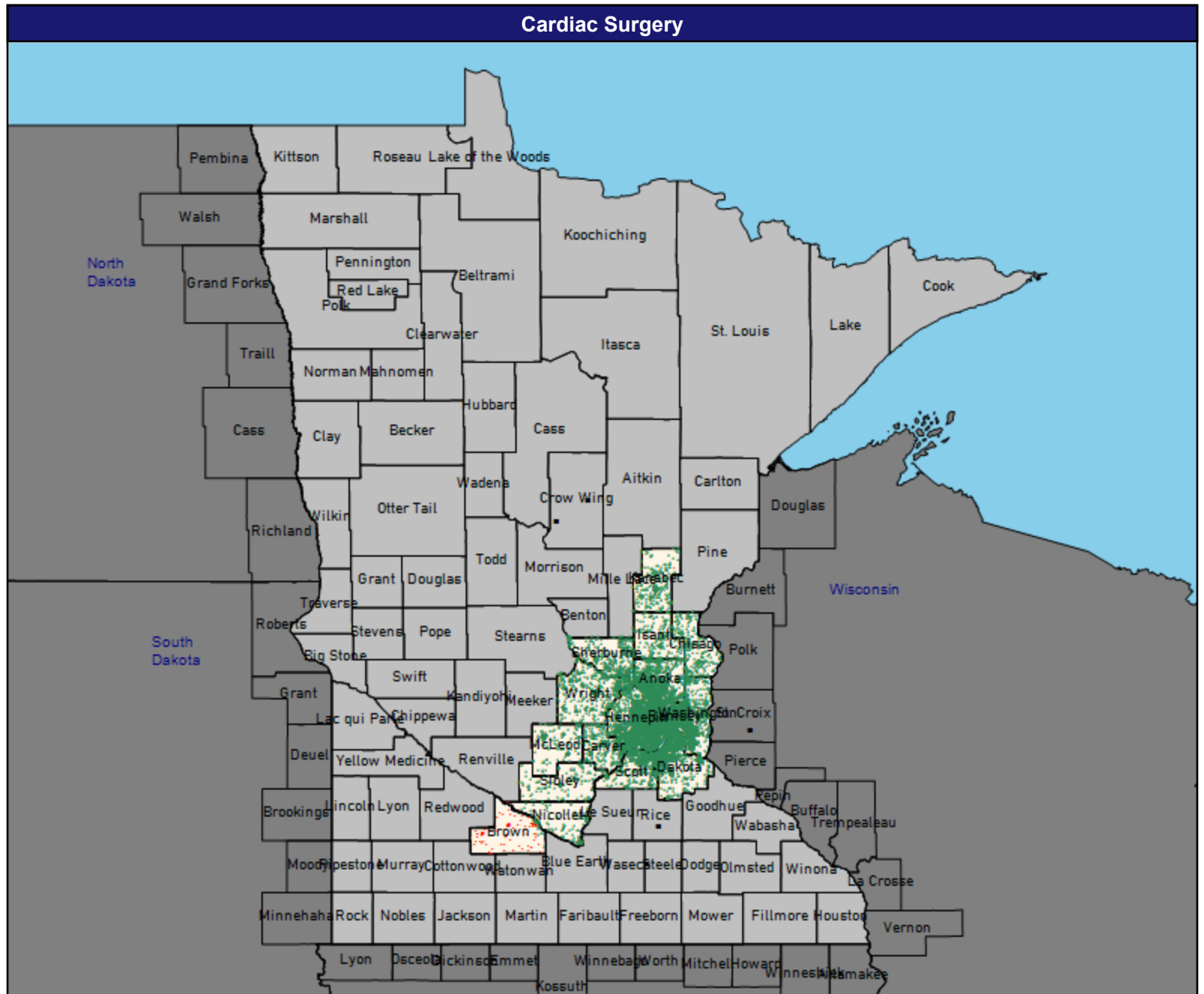
The Access Standard is defined as (National Proxy Census) employees accessing:

1 (Cardiac Surgery) provider in 60 miles or 60 minutes

Service Areas

□ Metro MN Service Area

67.13 miles



Access Detail By County SSA

July 1, 2024

Access Analysis
 Cardiac Surgery
 Employee / Provider Groups
 National Proxy Census
 Cardiac Surgery

¹ The Access Standard is defined as
 (National Proxy Census) employees
 accessing:
 1 (Cardiac Surgery) provider in 60
 miles or 60 minutes

All Employees									
State Name	County	County SSA	Employee	With Access ¹		Without Access ¹		Average Distance	Average Time
			#	#	%	#	%	1	1
Minnesota	Anoka	24010	1,740	1,740	100.0	0	0.0	7.2	9.5
	Brown	24070	135	26	19.3	109	80.7	67.4	73.4
	Carver	24090	795	795	100.0	0	0.0	5.4	6.0
	Chisago	24120	271	271	100.0	0	0.0	33.9	40.5
	Dakota	24180	1,818	1,818	100.0	0	0.0	6.9	8.8
	Hennepin	24260	5,098	5,098	100.0	0	0.0	4.6	7.0
	Isanti	24290	226	226	100.0	0	0.0	28.2	33.3
	Kanabec	24320	347	346	99.7	1	0.3	47.2	51.6
	McLeod	24420	199	199	100.0	0	0.0	25.4	27.7
	Nicollet	24510	161	160	99.4	1	0.6	42.6	46.5
	Ramsey	24610	2,586	2,586	100.0	0	0.0	3.8	6.3
	Scott	24690	601	601	100.0	0	0.0	8.9	10.0
	Sherburne	24700	498	498	100.0	0	0.0	12.8	14.0
	Sibley	24710	167	167	100.0	0	0.0	33.1	36.1
	Washington	24810	1,030	1,030	100.0	0	0.0	9.3	11.5
	Wright	24850	743	743	100.0	0	0.0	16.3	17.8
	Grand Totals		16,415	16,304	99.3	111	0.7	9.4	11.7

Geographic Service Map

July 1, 2024

Cardiovascular Disease

148 providers at 107 locations

■ All providers

Cardiovascular Disease

Employee Group

National Proxy Census

Provider Group

Cardiovascular Disease

16,415 employee locations

◆ With access (16,415)

● Without access (0)

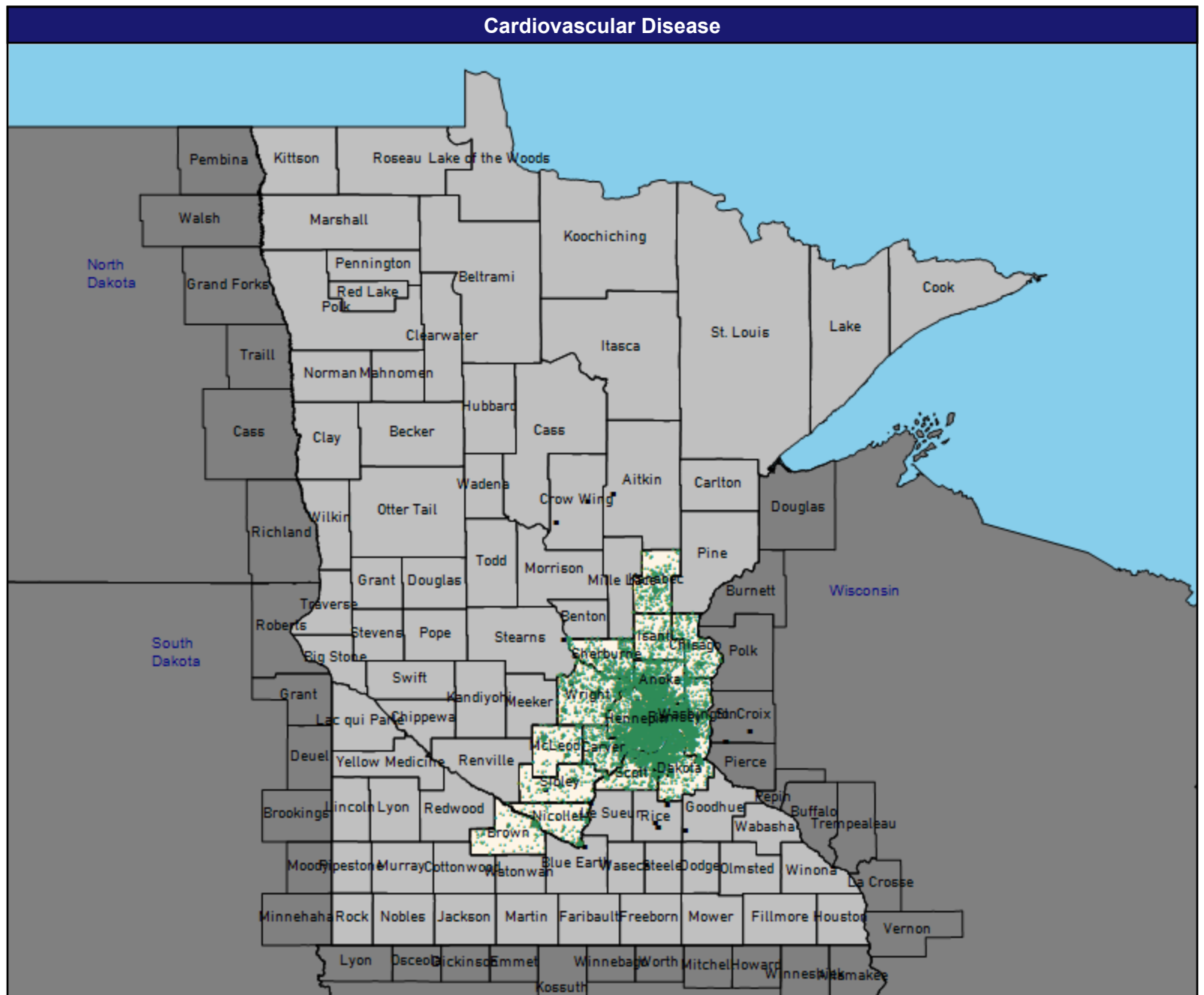
The Access Standard is defined as (National Proxy Census) employees accessing:

1 (Cardiovascular Disease) provider in 60 miles or 60 minutes

Service Areas

□ Metro MN Service Area

67.13 miles



Access Detail By County SSA

July 1, 2024

Access Analysis
 Cardiovascular Disease
 Employee / Provider Groups
 National Proxy Census
 Cardiovascular Disease

¹ The Access Standard is defined as
 (National Proxy Census) employees
 accessing:
 1 (Cardiovascular Disease) provider in
 60 miles or 60 minutes

All Employees									
State Name	County	County SSA	Employee	With Access ¹		Without Access ¹		Average Distance	Average Time
			#	#	%	#	%	1	1
Minnesota	Anoka	24010	1,740	1,740	100.0	0	0.0	4.2	5.0
	Brown	24070	135	135	100.0	0	0.0	11.7	12.7
	Carver	24090	795	795	100.0	0	0.0	5.1	5.7
	Chisago	24120	271	271	100.0	0	0.0	8.7	9.4
	Dakota	24180	1,818	1,818	100.0	0	0.0	2.9	3.8
	Hennepin	24260	5,098	5,098	100.0	0	0.0	2.6	4.0
	Isanti	24290	226	226	100.0	0	0.0	7.8	8.5
	Kanabec	24320	347	347	100.0	0	0.0	24.8	27.0
	McLeod	24420	199	199	100.0	0	0.0	11.7	12.8
	Nicollet	24510	161	161	100.0	0	0.0	8.6	9.3
	Ramsey	24610	2,586	2,586	100.0	0	0.0	2.2	3.6
	Scott	24690	601	601	100.0	0	0.0	6.4	7.1
	Sherburne	24700	498	498	100.0	0	0.0	9.1	9.9
	Sibley	24710	167	167	100.0	0	0.0	6.9	7.5
	Washington	24810	1,030	1,030	100.0	0	0.0	5.6	6.8
	Wright	24850	743	743	100.0	0	0.0	5.8	6.3
Grand Totals			16,415	16,415	100.0	0	0.0	4.5	5.6

Geographic Service Map

July 1, 2024

Chiropractic Services

1,054 providers at 695 locations

■ All providers

Chiropractic Services

Employee Group

National Proxy Census

Provider Group

Chiropractic Services

16,415 employee locations

◆ With access (16,415)

● Without access (0)

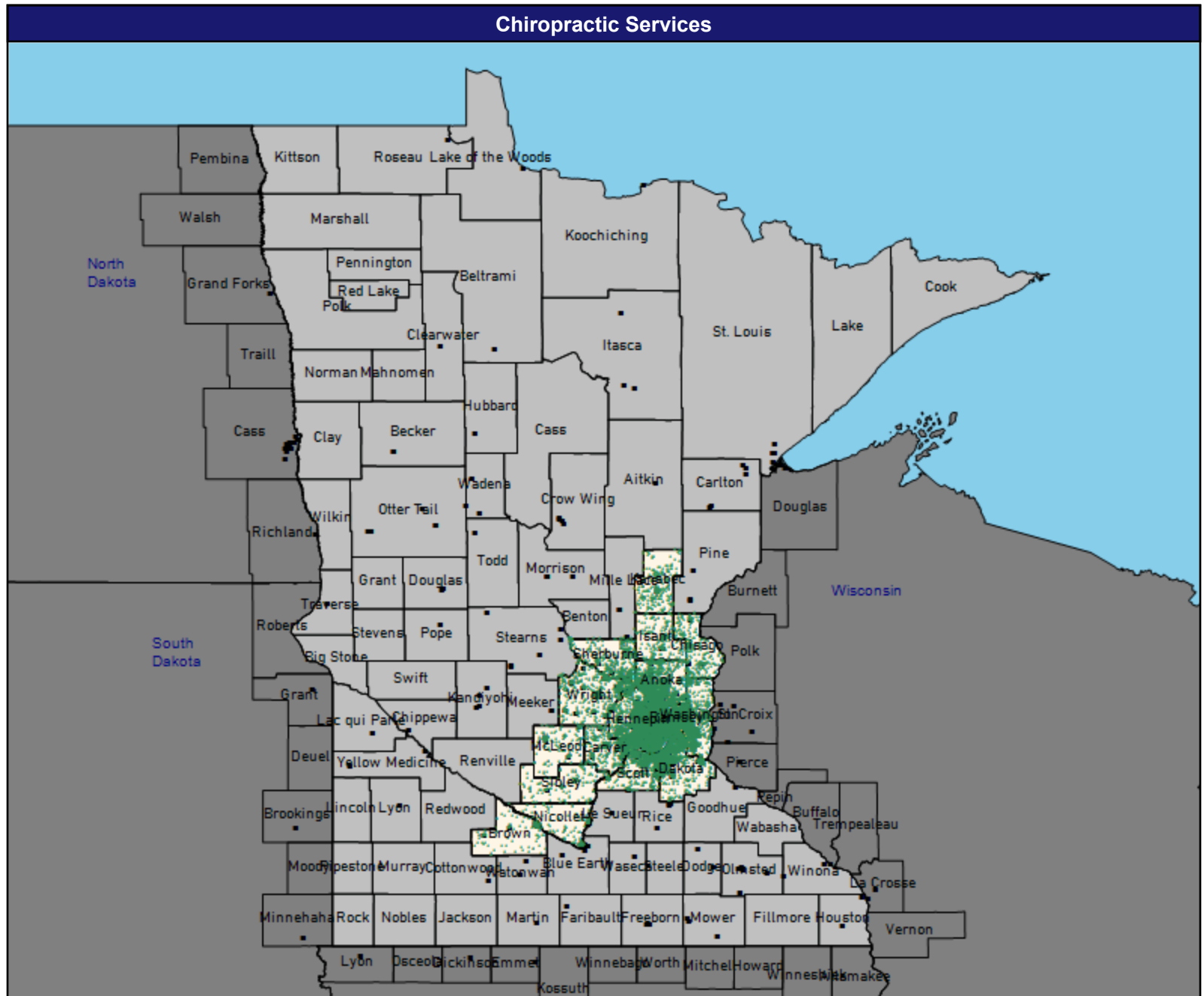
The Access Standard is defined as (National Proxy Census) employees accessing:

1 (Chiropractic Services) provider in 60 miles or 60 minutes

Service Areas

□ Metro MN Service Area

67.13 miles



Access Detail By County SSA

July 1, 2024

Access Analysis
 Chiropractic Services
 Employee / Provider Groups
 National Proxy Census
 Chiropractic Services

¹ The Access Standard is defined as
 (National Proxy Census) employees
 accessing:
 1 (Chiropractic Services) provider in 60
 miles or 60 minutes

All Employees									
State Name	County	County SSA	Employee			Without Access ¹		Average Distance	Average Time
			#	#	%	#	%	1	1
Minnesota	Anoka	24010	1,740	1,740	100.0	0	0.0	1.8	2.1
	Brown	24070	135	135	100.0	0	0.0	3.2	3.5
	Carver	24090	795	795	100.0	0	0.0	2.1	2.3
	Chisago	24120	271	271	100.0	0	0.0	4.3	4.6
	Dakota	24180	1,818	1,818	100.0	0	0.0	1.6	1.9
	Hennepin	24260	5,098	5,098	100.0	0	0.0	1.1	1.6
	Isanti	24290	226	226	100.0	0	0.0	4.7	5.1
	Kanabec	24320	347	347	100.0	0	0.0	6.1	6.7
	McLeod	24420	199	199	100.0	0	0.0	4.0	4.3
	Nicollet	24510	161	161	100.0	0	0.0	4.0	4.3
	Ramsey	24610	2,586	2,586	100.0	0	0.0	0.9	1.5
	Scott	24690	601	601	100.0	0	0.0	2.1	2.3
	Sherburne	24700	498	498	100.0	0	0.0	3.5	3.8
	Sibley	24710	167	167	100.0	0	0.0	6.2	6.7
	Washington	24810	1,030	1,030	100.0	0	0.0	2.0	2.3
	Wright	24850	743	743	100.0	0	0.0	2.2	2.4
		Grand Totals		16,415	16,415	100.0	0	0.0	1.8

Geographic Service Map

July 1, 2024

Colon and Rectal Surgery

17 providers at 9 locations

■ All providers

Colon and Rectal Surgery

Employee Group

National Proxy Census

Provider Group

Colon and Rectal Surgery

16,415 employee locations

◆ With access (16,415)

● Without access (0)

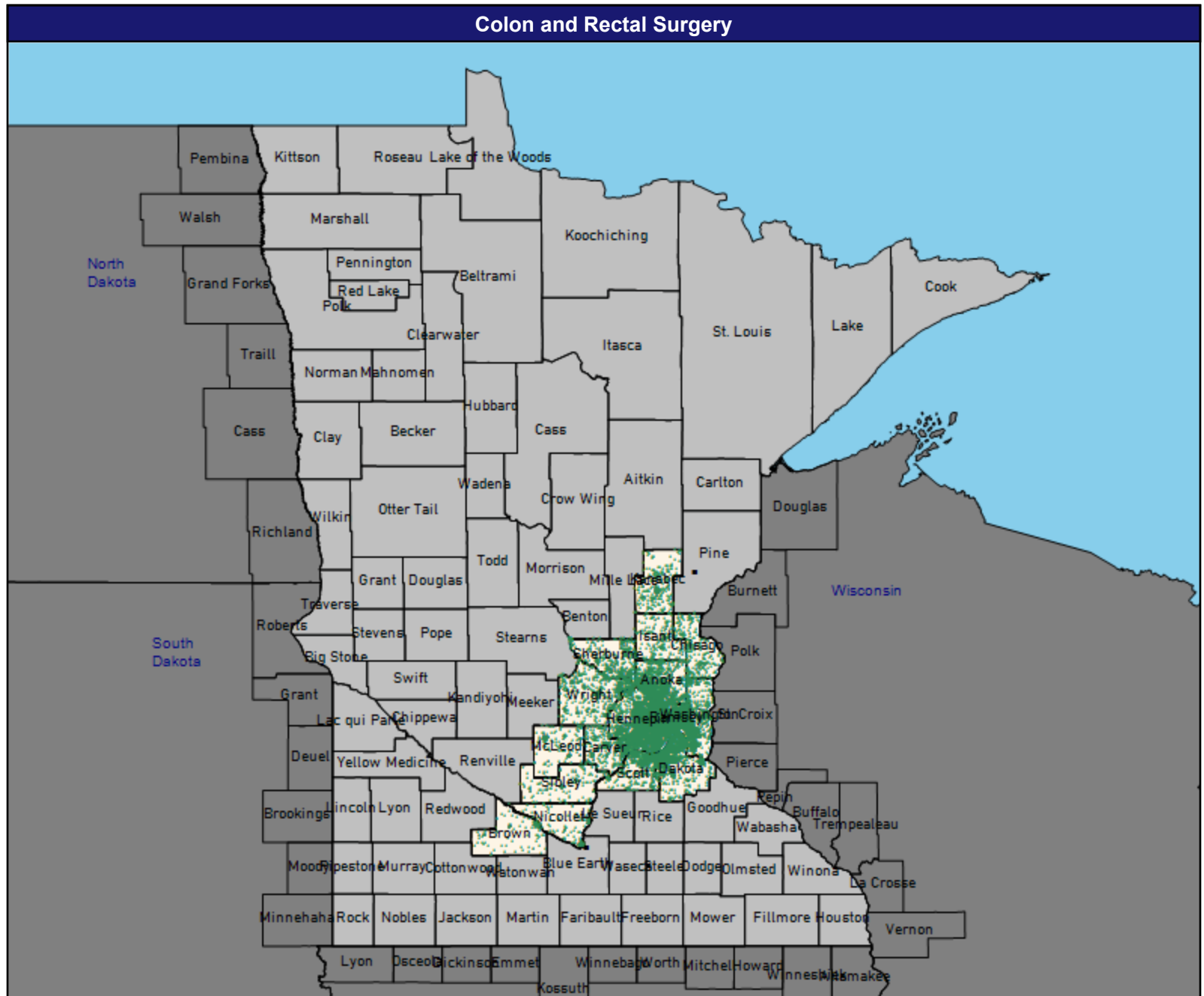
The Access Standard is defined as (National Proxy Census) employees accessing:

1 (Colon and Rectal Surgery) provider in 60 miles or 60 minutes

Service Areas

□ Metro MN Service Area

67.13 miles



Access Detail By County SSA

July 1, 2024

Access Analysis
Colon and Rectal Surgery

Employee / Provider Groups
National Proxy Census
Colon and Rectal Surgery

¹ The Access Standard is defined as
(National Proxy Census) employees
accessing:
¹ (Colon and Rectal Surgery) provider
in 60 miles or 60 minutes

All Employees									
State Name	County	County SSA	Employee	With Access ¹		Without Access ¹		Average Distance	Average Time
			#	#	%	#	%	1	1
Minnesota	Anoka	24010	1,740	1,740	100.0	0	0.0	9.1	12.1
	Brown	24070	135	135	100.0	0	0.0	36.6	39.9
	Carver	24090	795	795	100.0	0	0.0	20.5	26.5
	Chisago	24120	271	271	100.0	0	0.0	29.1	33.6
	Dakota	24180	1,818	1,818	100.0	0	0.0	9.3	12.1
	Hennepin	24260	5,098	5,098	100.0	0	0.0	6.7	10.6
	Isanti	24290	226	226	100.0	0	0.0	22.3	25.2
	Kanabec	24320	347	347	100.0	0	0.0	6.5	7.0
	McLeod	24420	199	199	100.0	0	0.0	43.6	51.1
	Nicollet	24510	161	161	100.0	0	0.0	14.4	15.6
	Ramsey	24610	2,586	2,586	100.0	0	0.0	5.6	9.4
	Scott	24690	601	601	100.0	0	0.0	13.4	16.1
	Sherburne	24700	498	498	100.0	0	0.0	29.0	34.4
	Sibley	24710	167	167	100.0	0	0.0	35.8	39.3
	Washington	24810	1,030	1,030	100.0	0	0.0	13.3	16.7
	Wright	24850	743	743	100.0	0	0.0	25.5	30.7
	Grand Totals			16,415	16,415	100.0	0	0.0	11.6

Geographic Service Map

July 1, 2024

Dental Providers - Pediatric

1,967 providers at 1,000 locations

■ All providers

Dental Providers- Pediatric

Employee Group

National Proxy Census

Provider Group

Dental Providers - Pediatric

16,415 employee locations

◆ With access (16,415)

● Without access (0)

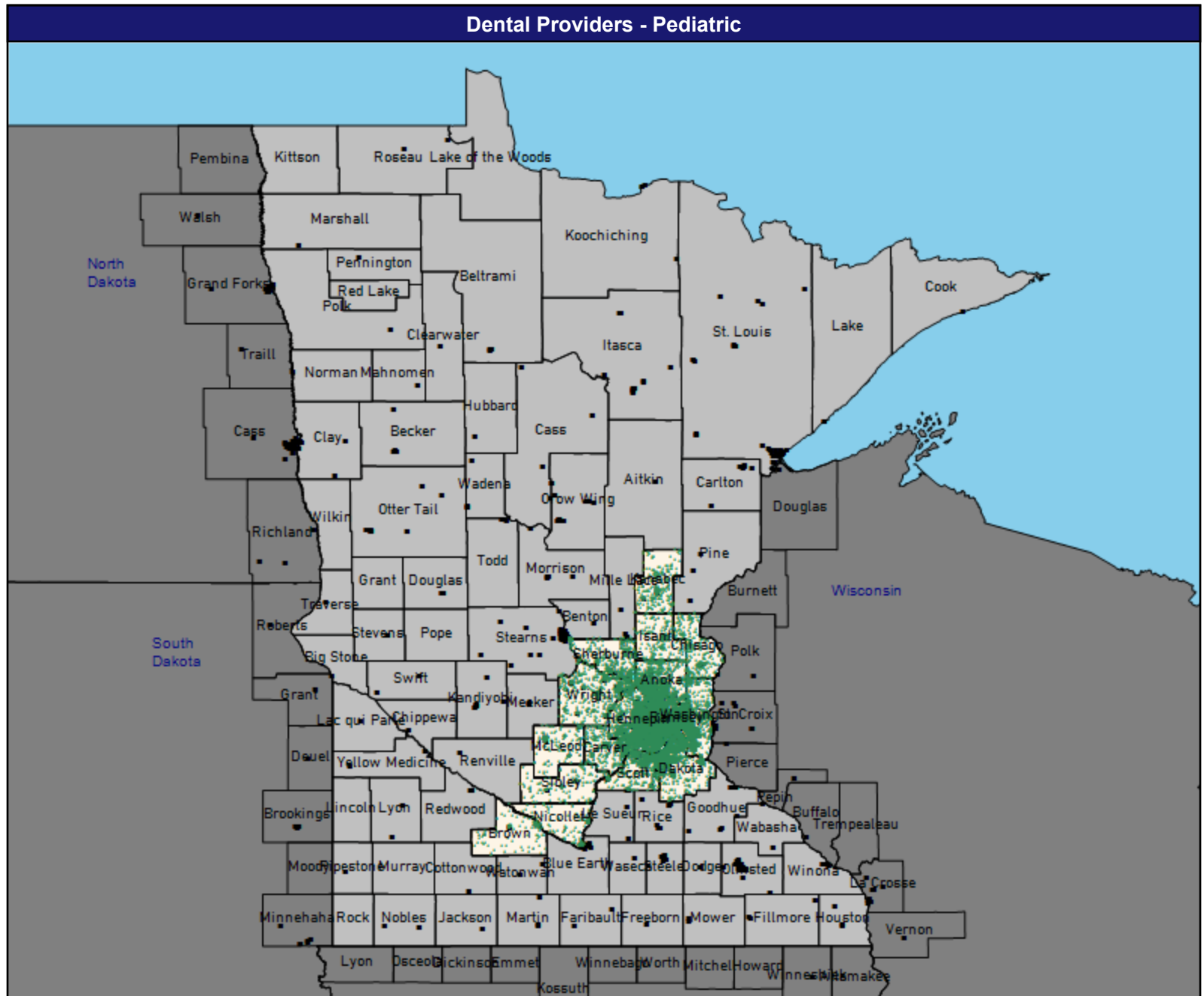
The Access Standard is defined as (National Proxy Census) employees accessing:

1 (Dental Providers - Pediatric) provider in 60 miles or 60 minutes

Service Areas

□ Metro MN Service Area

67.13 miles



Access Detail By County SSA

July 1, 2024

Access Analysis
 Dental Providers- Pediatric
 Employee / Provider Groups
 National Proxy Census
 Dental Providers - Pediatric

¹ The Access Standard is defined as
 (National Proxy Census) employees
 accessing:
 1 (Dental Providers - Pediatric)
 provider in 60 miles or 60 minutes

All Employees									
State Name	County	County SSA	Employee			Without Access ¹		Average Distance	Average Time
			#	#	%	#	%	1	1
Minnesota	Anoka	24010	1,740	1,740	100.0	0	0.0	2.2	2.6
	Brown	24070	135	135	100.0	0	0.0	6.1	6.6
	Carver	24090	795	795	100.0	0	0.0	3.1	3.4
	Chisago	24120	271	271	100.0	0	0.0	7.4	8.0
	Dakota	24180	1,818	1,818	100.0	0	0.0	1.6	2.0
	Hennepin	24260	5,098	5,098	100.0	0	0.0	1.1	1.6
	Isanti	24290	226	226	100.0	0	0.0	6.3	6.8
	Kanabec	24320	347	347	100.0	0	0.0	5.2	5.6
	McLeod	24420	199	199	100.0	0	0.0	7.1	7.7
	Nicollet	24510	161	161	100.0	0	0.0	4.9	5.3
	Ramsey	24610	2,586	2,586	100.0	0	0.0	0.9	1.4
	Scott	24690	601	601	100.0	0	0.0	2.4	2.6
	Sherburne	24700	498	498	100.0	0	0.0	4.1	4.4
	Sibley	24710	167	167	100.0	0	0.0	6.4	7.0
	Washington	24810	1,030	1,030	100.0	0	0.0	1.9	2.2
	Wright	24850	743	743	100.0	0	0.0	2.9	3.1
	Grand Totals			16,415	16,415	100.0	0	0.0	2.1

Geographic Service Map

July 1, 2024

Dermatology

86 providers at 50 locations

■ All providers

Dermatology

Employee Group

National Proxy Census

Provider Group

Dermatology

16,415 employee locations

◆ With access (16,415)

● Without access (0)

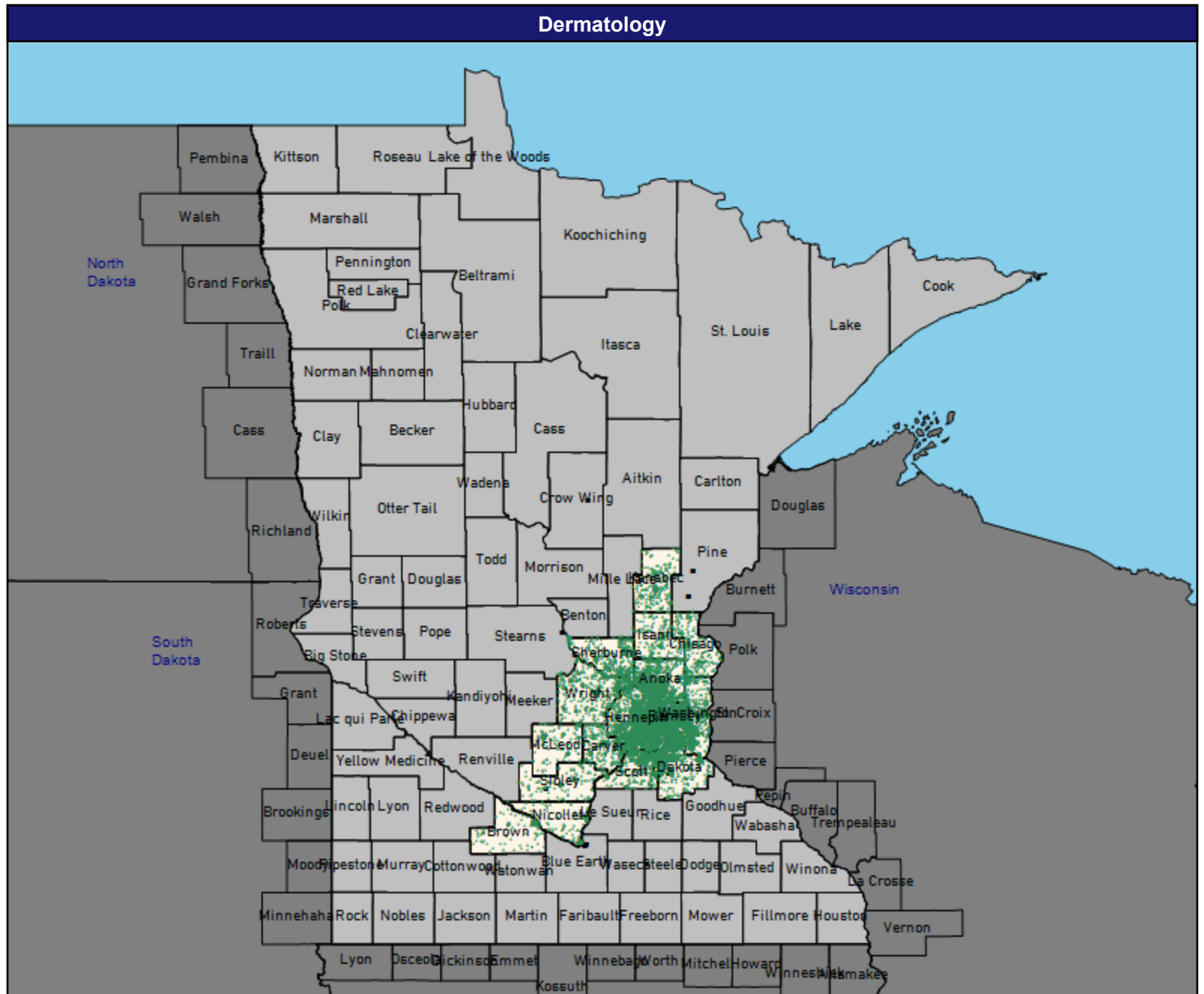
The Access Standard is defined as (National Proxy Census) employees accessing:

1 (Dermatology) provider in 60 miles or 60 minutes

Service Areas

□ Metro MN Service Area

67.13 miles



Access Detail By County SSA

July 1, 2024

Access Analysis
 Dermatology
 Employee / Provider Groups
 National Proxy Census
 Dermatology

¹ The Access Standard is defined as
 (National Proxy Census) employees
 accessing:
 1 (Dermatology) provider in 60 miles or
 60 minutes

All Employees									
State Name	County	County SSA	Employee			Without Access ¹		Average Distance	Average Time
			#	#	%	#	%	1	1
Minnesota	Anoka	24010	1,740	1,740	100.0	0	0.0	5.5	7.3
	Brown	24070	135	135	100.0	0	0.0	11.7	12.7
	Carver	24090	795	795	100.0	0	0.0	4.8	5.3
	Chisago	24120	271	271	100.0	0	0.0	12.7	13.8
	Dakota	24180	1,818	1,818	100.0	0	0.0	4.7	5.8
	Hennepin	24260	5,098	5,098	100.0	0	0.0	3.3	5.1
	Isanti	24290	226	226	100.0	0	0.0	20.3	22.5
	Kanabec	24320	347	347	100.0	0	0.0	6.5	7.0
	McLeod	24420	199	199	100.0	0	0.0	20.9	22.8
	Nicollet	24510	161	161	100.0	0	0.0	5.7	6.2
	Ramsey	24610	2,586	2,586	100.0	0	0.0	2.9	4.7
	Scott	24690	601	601	100.0	0	0.0	7.3	8.3
	Sherburne	24700	498	498	100.0	0	0.0	20.8	23.7
	Sibley	24710	167	167	100.0	0	0.0	12.6	13.7
	Washington	24810	1,030	1,030	100.0	0	0.0	6.3	7.7
	Wright	24850	743	743	100.0	0	0.0	15.9	17.8
	Grand Totals			16,415	16,415	100.0	0	0.0	6.0

Geographic Service Map

July 1, 2024

Endocrinology

28 providers at 27 locations

■ All providers

Endocrinology

Employee Group

National Proxy Census

Provider Group

Endocrinology

16,415 employee locations

◆ With access (16,415)

● Without access (0)

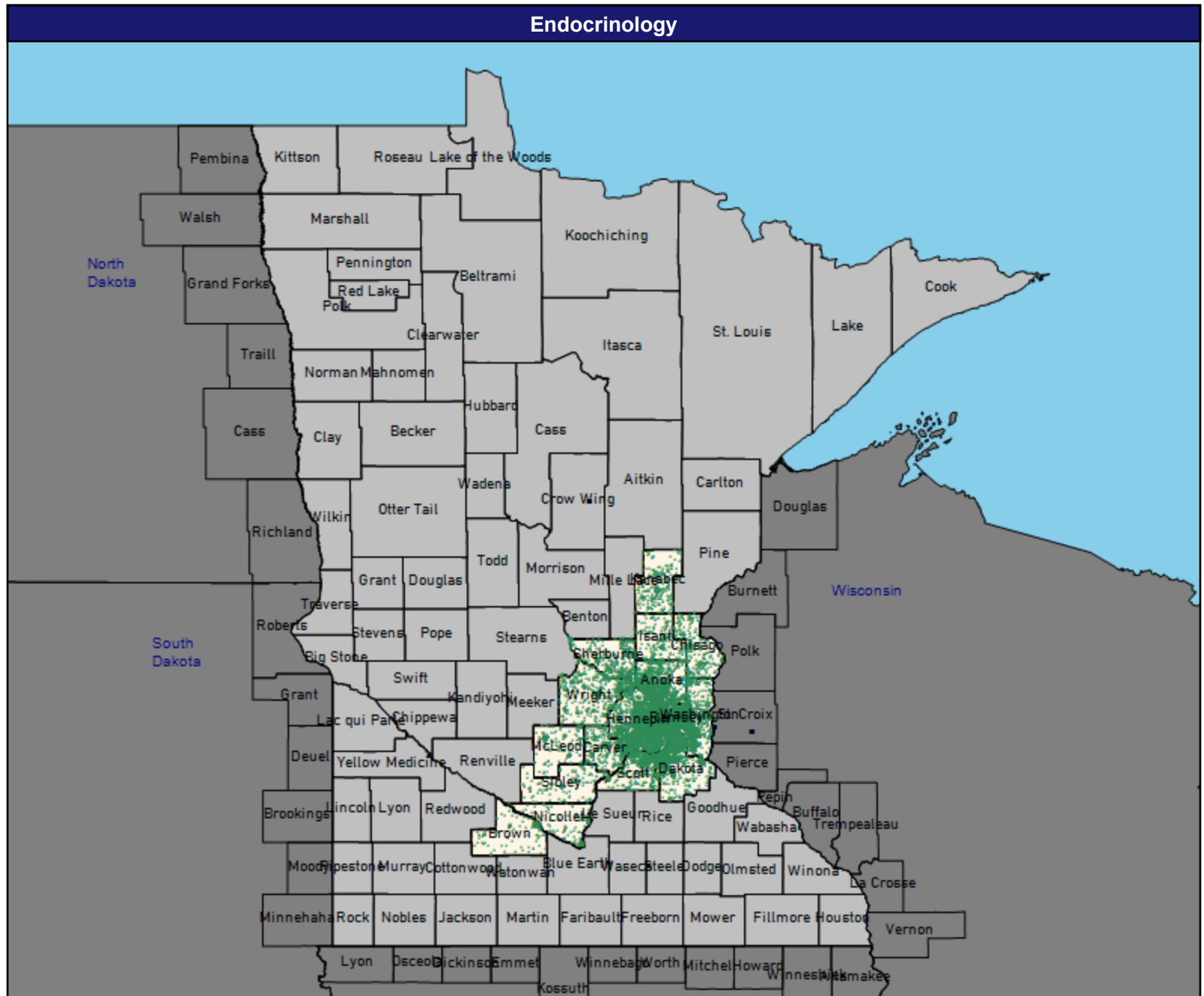
The Access Standard is defined as (National Proxy Census) employees accessing:

1 (Endocrinology) provider in 60 miles or 60 minutes

Service Areas

□ Metro MN Service Area

67.13 miles



Access Detail By County SSA

July 1, 2024

Access Analysis
Endocrinology
Employee / Provider Groups
National Proxy Census
Endocrinology

¹ The Access Standard is defined as
(National Proxy Census) employees
accessing:
1 (Endocrinology) provider in 60 miles
or 60 minutes

All Employees									
State Name	County	County SSA	Employee			Without Access ¹		Average Distance	Average Time
			#	#	%	#	%	1	1
Minnesota	Anoka	24010	1,740	1,740	100.0	0	0.0	9.0	11.3
	Brown	24070	135	135	100.0	0	0.0	11.9	12.9
	Carver	24090	795	795	100.0	0	0.0	5.4	6.0
	Chisago	24120	271	271	100.0	0	0.0	19.8	21.6
	Dakota	24180	1,818	1,818	100.0	0	0.0	10.8	13.7
	Hennepin	24260	5,098	5,098	100.0	0	0.0	4.3	6.6
	Isanti	24290	226	226	100.0	0	0.0	30.2	35.6
	Kanabec	24320	347	347	100.0	0	0.0	51.5	58.9
	McLeod	24420	199	199	100.0	0	0.0	24.8	27.0
	Nicollet	24510	161	161	100.0	0	0.0	22.2	24.2
	Ramsey	24610	2,586	2,586	100.0	0	0.0	3.6	5.9
	Scott	24690	601	601	100.0	0	0.0	10.7	13.0
	Sherburne	24700	498	498	100.0	0	0.0	33.7	39.5
	Sibley	24710	167	167	100.0	0	0.0	17.8	19.5
	Washington	24810	1,030	1,030	100.0	0	0.0	11.6	14.4
	Wright	24850	743	743	100.0	0	0.0	26.3	30.0
Grand Totals			16,415	16,415	100.0	0	0.0	10.3	12.9

Geographic Service Map

July 1, 2024

Gastroenterology

115 providers at 42 locations

- All providers

Gastroenterology

Employee Group

National Proxy Census

Provider Group

Gastroenterology

16,415 employee locations

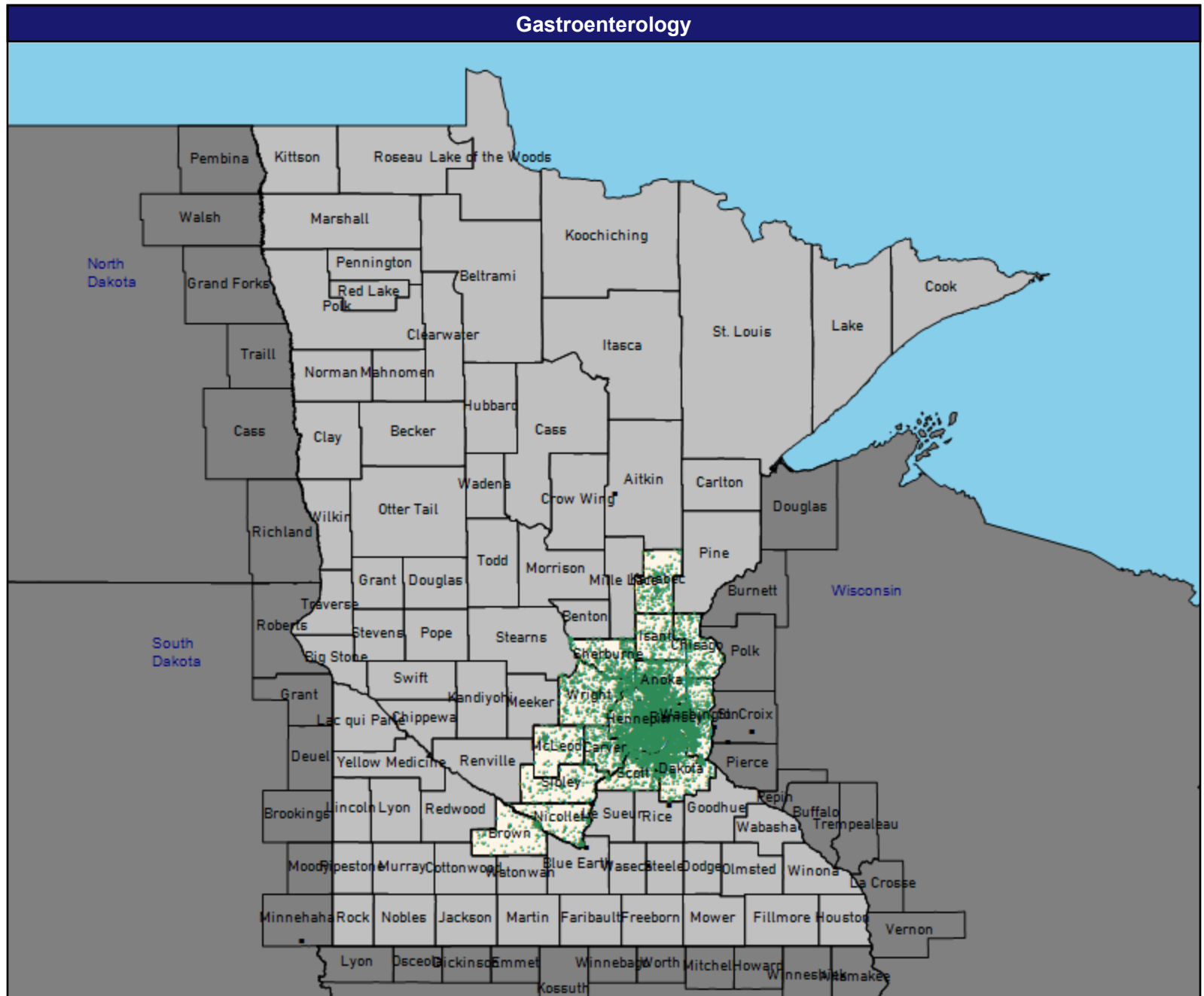

- ◆ With access (16,415)
- Without access (0)

The Access Standard is defined as (National Proxy Census) employees accessing:

- 1 (Gastroenterology) provider in 60 miles or 60 minutes

Service Areas

- Metro MN Service Area



Access Detail By County SSA

July 1, 2024

Access Analysis
 Gastroenterology
 Employee / Provider Groups
 National Proxy Census
 Gastroenterology

¹ The Access Standard is defined as
 (National Proxy Census) employees
 accessing:
 1 (Gastroenterology) provider in 60
 miles or 60 minutes

All Employees									
State Name	County	County SSA	Employee	With Access ¹		Without Access ¹		Average Distance	Average Time
			#	#	%	#	%	1	1
Minnesota	Anoka	24010	1,740	1,740	100.0	0	0.0	6.6	8.4
	Brown	24070	135	135	100.0	0	0.0	36.5	39.8
	Carver	24090	795	795	100.0	0	0.0	5.1	5.6
	Chisago	24120	271	271	100.0	0	0.0	10.1	11.0
	Dakota	24180	1,818	1,818	100.0	0	0.0	4.4	5.6
	Hennepin	24260	5,098	5,098	100.0	0	0.0	3.8	6.0
	Isanti	24290	226	226	100.0	0	0.0	8.0	8.7
	Kanabec	24320	347	347	100.0	0	0.0	24.8	27.0
	McLeod	24420	199	199	100.0	0	0.0	25.1	27.3
	Nicollet	24510	161	161	100.0	0	0.0	12.1	13.1
	Ramsey	24610	2,586	2,586	100.0	0	0.0	3.5	5.7
	Scott	24690	601	601	100.0	0	0.0	7.1	7.9
	Sherburne	24700	498	498	100.0	0	0.0	19.4	21.7
	Sibley	24710	167	167	100.0	0	0.0	20.4	22.2
	Washington	24810	1,030	1,030	100.0	0	0.0	6.7	7.9
	Wright	24850	743	743	100.0	0	0.0	10.6	11.7
		Grand Totals		16,415	16,415	100.0	0	0.0	6.6

Geographic Service Map

July 1, 2024

General Surgery

180 providers at 144 locations

■ All providers

General Surgery

Employee Group

National Proxy Census

Provider Group

General Surgery

16,415 employee locations

◆ With access (16,415)

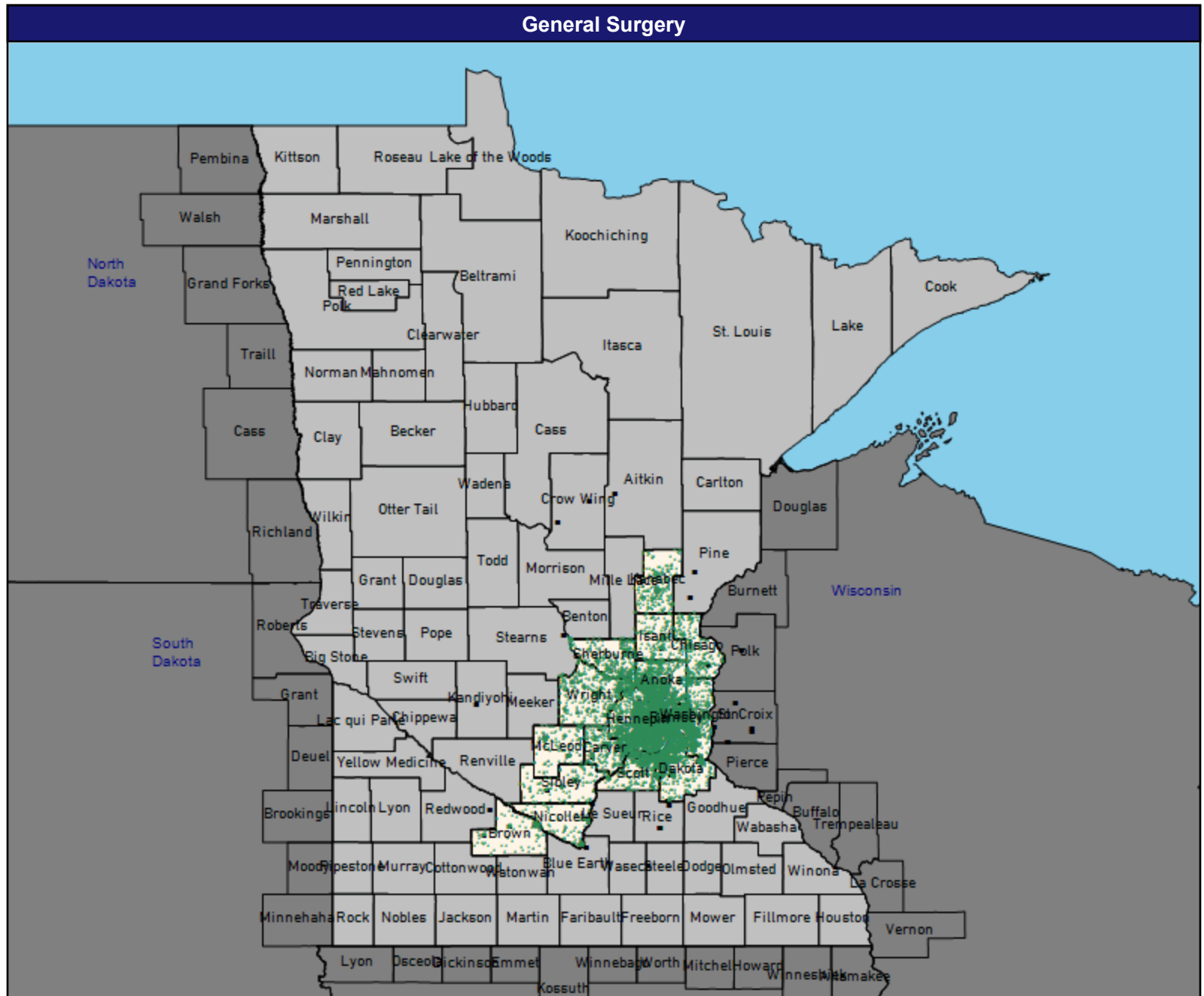

● Without access (0)

The Access Standard is defined as (National Proxy Census) employees accessing:

1 (General Surgery) provider in 60 miles or 60 minutes

Service Areas

□ Metro MN Service Area



Access Detail By County SSA

July 1, 2024

Access Analysis
 General Surgery
 Employee / Provider Groups
 National Proxy Census
 General Surgery

¹ The Access Standard is defined as
 (National Proxy Census) employees
 accessing:
 1 (General Surgery) provider in 60
 miles or 60 minutes

All Employees									
State Name	County	County SSA	Employee	With Access ¹		Without Access ¹		Average Distance	Average Time
			#	#	%	#	%	1	1
Minnesota	Anoka	24010	1,740	1,740	100.0	0	0.0	4.9	6.3
	Brown	24070	135	135	100.0	0	0.0	4.1	4.4
	Carver	24090	795	795	100.0	0	0.0	3.3	3.7
	Chisago	24120	271	271	100.0	0	0.0	9.6	10.4
	Dakota	24180	1,818	1,818	100.0	0	0.0	3.9	5.2
	Hennepin	24260	5,098	5,098	100.0	0	0.0	2.6	3.8
	Isanti	24290	226	226	100.0	0	0.0	6.3	6.8
	Kanabec	24320	347	347	100.0	0	0.0	6.5	7.0
	McLeod	24420	199	199	100.0	0	0.0	11.6	12.6
	Nicollet	24510	161	161	100.0	0	0.0	5.6	6.0
	Ramsey	24610	2,586	2,586	100.0	0	0.0	2.2	3.7
	Scott	24690	601	601	100.0	0	0.0	4.0	4.5
	Sherburne	24700	498	498	100.0	0	0.0	8.5	9.4
	Sibley	24710	167	167	100.0	0	0.0	6.6	7.1
	Washington	24810	1,030	1,030	100.0	0	0.0	6.4	7.5
	Wright	24850	743	743	100.0	0	0.0	8.3	9.1
	Grand Totals		16,415	16,415	100.0	0	0.0	4.1	5.2

Geographic Service Map

July 1, 2024

Genetics

45 providers at 34 locations

■ All providers

Genetics

Employee Group

National Proxy Census

Provider Group

Genetics

16,415 employee locations

◆ With access (16,300)

● Without access (115)

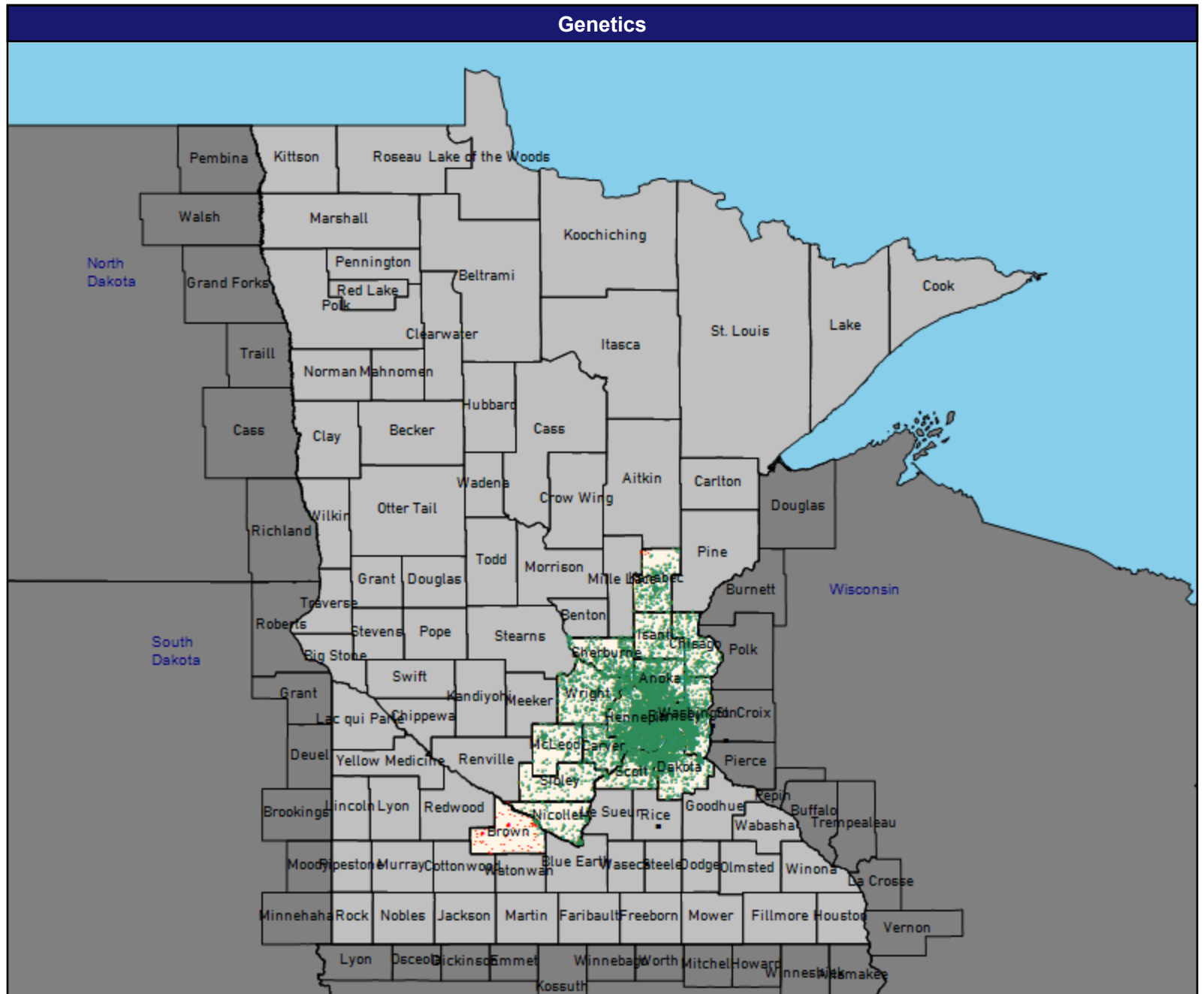
The Access Standard is defined as (National Proxy Census) employees accessing:

1 (Genetics) provider in 60 miles or 60 minutes

Service Areas

□ Metro MN Service Area

67.13 miles



Access Detail By County SSA

July 1, 2024

Access Analysis
 Genetics
 Employee / Provider Groups
 National Proxy Census
 Genetics

¹ The Access Standard is defined as
 (National Proxy Census) employees
 accessing:
 1 (Genetics) provider in 60 miles or 60
 minutes

All Employees									
State Name	County	County SSA	Employee			Without Access ¹		Average Distance	Average Time
			#	#	%	#	%	1	1
Minnesota	Anoka	24010	1,740	1,740	100.0	0	0.0	6.7	8.8
	Brown	24070	135	26	19.3	109	80.7	67.4	73.4
	Carver	24090	795	795	100.0	0	0.0	5.5	6.1
	Chisago	24120	271	271	100.0	0	0.0	14.9	16.2
	Dakota	24180	1,818	1,818	100.0	0	0.0	7.7	9.8
	Hennepin	24260	5,098	5,098	100.0	0	0.0	4.6	7.0
	Isanti	24290	226	226	100.0	0	0.0	24.8	27.9
	Kanabec	24320	347	342	98.6	5	1.4	45.8	50.3
	McLeod	24420	199	199	100.0	0	0.0	25.4	27.7
	Nicollet	24510	161	160	99.4	1	0.6	42.6	46.5
	Ramsey	24610	2,586	2,586	100.0	0	0.0	3.4	5.6
	Scott	24690	601	601	100.0	0	0.0	10.3	11.8
	Sherburne	24700	498	498	100.0	0	0.0	29.0	34.5
	Sibley	24710	167	167	100.0	0	0.0	33.1	36.1
	Washington	24810	1,030	1,030	100.0	0	0.0	6.3	7.5
	Wright	24850	743	743	100.0	0	0.0	24.5	28.0
Grand Totals			16,415	16,300	99.3	115	0.7	9.7	12.1

Geographic Service Map

July 1, 2024

Infectious Disease

35 providers at 47 locations

■ All providers

Infectious Disease

Employee Group

National Proxy Census

Provider Group

Infectious Disease

16,415 employee locations

◆ With access (16,415)

● Without access (0)

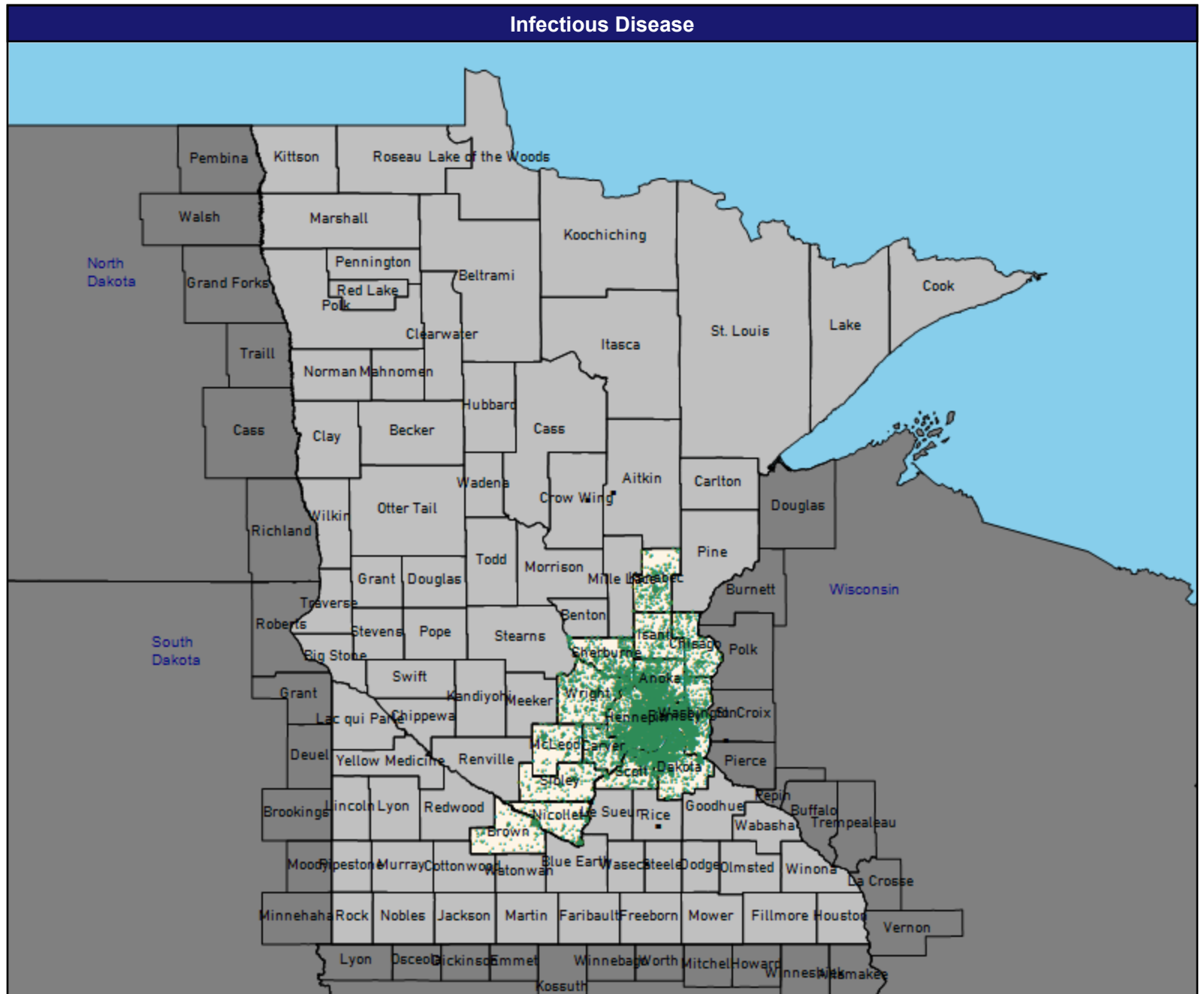
The Access Standard is defined as (National Proxy Census) employees accessing:

1 (Infectious Disease) provider in 60 miles or 60 minutes

Service Areas

□ Metro MN Service Area

67.13 miles



Access Detail By County SSA

July 1, 2024

Access Analysis
 Infectious Disease
 Employee / Provider Groups
 National Proxy Census
 Infectious Disease

¹ The Access Standard is defined as
 (National Proxy Census) employees
 accessing:
 1 (Infectious Disease) provider in 60
 miles or 60 minutes

All Employees									
State Name	County	County SSA	Employee	With Access ¹		Without Access ¹		Average Distance	Average Time
			#	#	%	#	%	1	1
Minnesota	Anoka	24010	1,740	1,740	100.0	0	0.0	6.8	8.6
	Brown	24070	135	135	100.0	0	0.0	11.7	12.7
	Carver	24090	795	795	100.0	0	0.0	4.8	5.4
	Chisago	24120	271	271	100.0	0	0.0	12.4	13.4
	Dakota	24180	1,818	1,818	100.0	0	0.0	5.7	7.7
	Hennepin	24260	5,098	5,098	100.0	0	0.0	4.0	6.1
	Isanti	24290	226	226	100.0	0	0.0	7.9	8.6
	Kanabec	24320	347	347	100.0	0	0.0	6.8	7.4
	McLeod	24420	199	199	100.0	0	0.0	20.6	22.5
	Nicollet	24510	161	161	100.0	0	0.0	15.0	16.4
	Ramsey	24610	2,586	2,586	100.0	0	0.0	3.6	5.8
	Scott	24690	601	601	100.0	0	0.0	6.6	7.5
	Sherburne	24700	498	498	100.0	0	0.0	20.1	22.4
	Sibley	24710	167	167	100.0	0	0.0	10.0	10.9
	Washington	24810	1,030	1,030	100.0	0	0.0	7.8	9.5
	Wright	24850	743	743	100.0	0	0.0	11.2	12.4
Grand Totals			16,415	16,415	100.0	0	0.0	6.3	8.1

Geographic Service Map

July 1, 2024

Mammography

31 providers at 31 locations

■ All providers

Mammography

Employee Group

National Proxy Census

Provider Group

Mammography

16,415 employee locations

◆ With access (16,415)

● Without access (0)

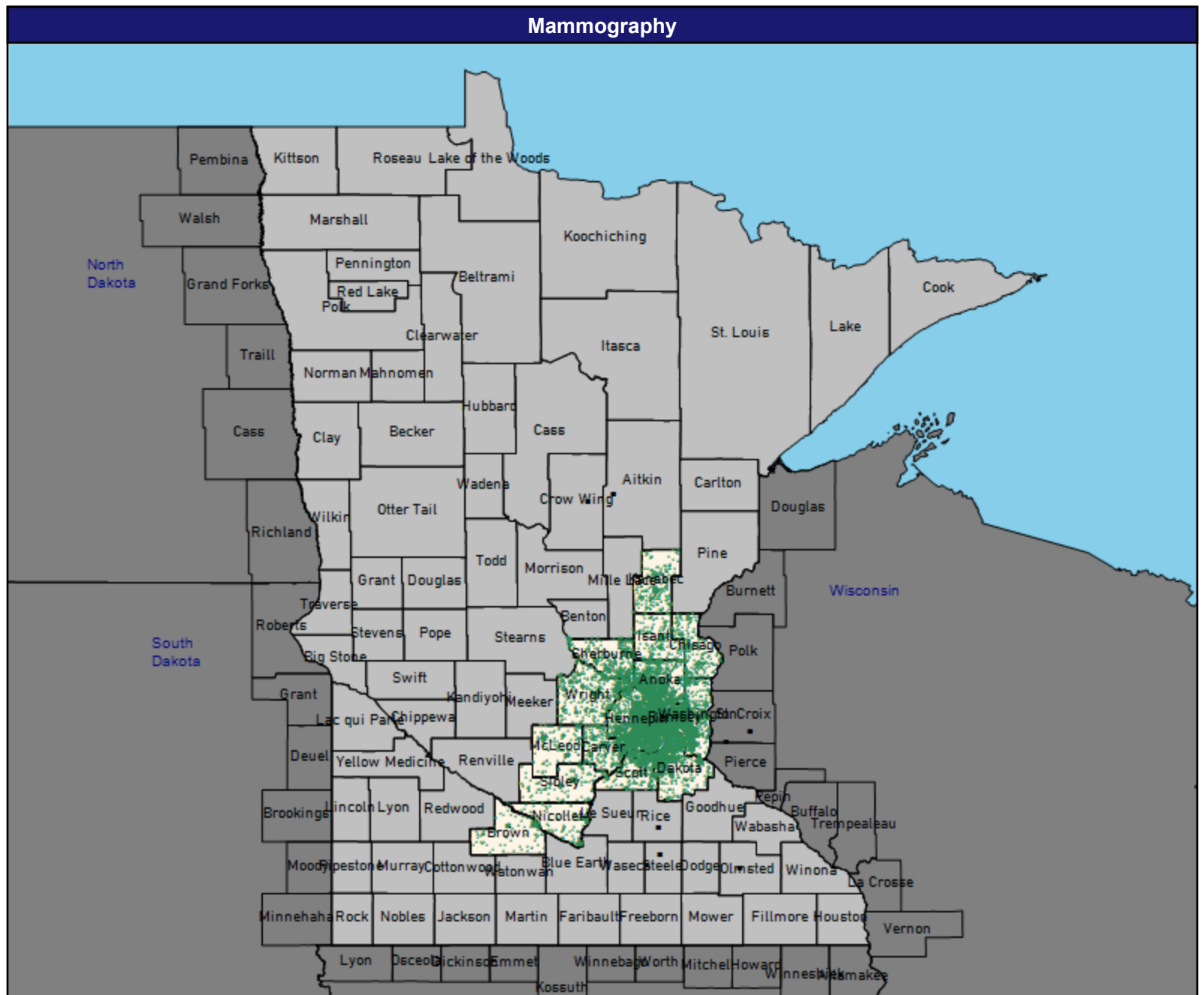
The Access Standard is defined as (National Proxy Census) employees accessing:

1 (Mammography) provider in 60 miles or 60 minutes

Service Areas

□ Metro MN Service Area

67.13 miles



Access Detail By County SSA

July 1, 2024

Access Analysis
 Mammography
 Employee / Provider Groups
 National Proxy Census
 Mammography

¹ The Access Standard is defined as
 (National Proxy Census) employees
 accessing:
 1 (Mammography) provider in 60 miles
 or 60 minutes

All Employees									
State Name	County	County SSA	Employee	With Access ¹		Without Access ¹		Average Distance	Average Time
			#	#	%	#	%	1	1
Minnesota	Anoka	24010	1,740	1,740	100.0	0	0.0	7.2	9.5
	Brown	24070	135	135	100.0	0	0.0	6.5	7.1
	Carver	24090	795	795	100.0	0	0.0	5.5	6.1
	Chisago	24120	271	271	100.0	0	0.0	14.2	15.5
	Dakota	24180	1,818	1,818	100.0	0	0.0	10.9	14.0
	Hennepin	24260	5,098	5,098	100.0	0	0.0	6.3	9.6
	Isanti	24290	226	226	100.0	0	0.0	8.1	8.8
	Kanabec	24320	347	347	100.0	0	0.0	6.8	7.4
	McLeod	24420	199	199	100.0	0	0.0	12.4	13.5
	Nicollet	24510	161	161	100.0	0	0.0	9.1	9.9
	Ramsey	24610	2,586	2,586	100.0	0	0.0	4.8	8.2
	Scott	24690	601	601	100.0	0	0.0	8.8	9.7
	Sherburne	24700	498	498	100.0	0	0.0	20.1	22.3
	Sibley	24710	167	167	100.0	0	0.0	10.0	10.9
	Washington	24810	1,030	1,030	100.0	0	0.0	13.6	17.8
	Wright	24850	743	743	100.0	0	0.0	11.8	13.1
Grand Totals			16,415	16,415	100.0	0	0.0	8.1	10.8

Geographic Service Map

July 1, 2024

Nephrology

53 providers at 86 locations

■ All providers

Nephrology

Employee Group

National Proxy Census

Provider Group

Nephrology

16,415 employee locations

◆ With access (16,415)

● Without access (0)

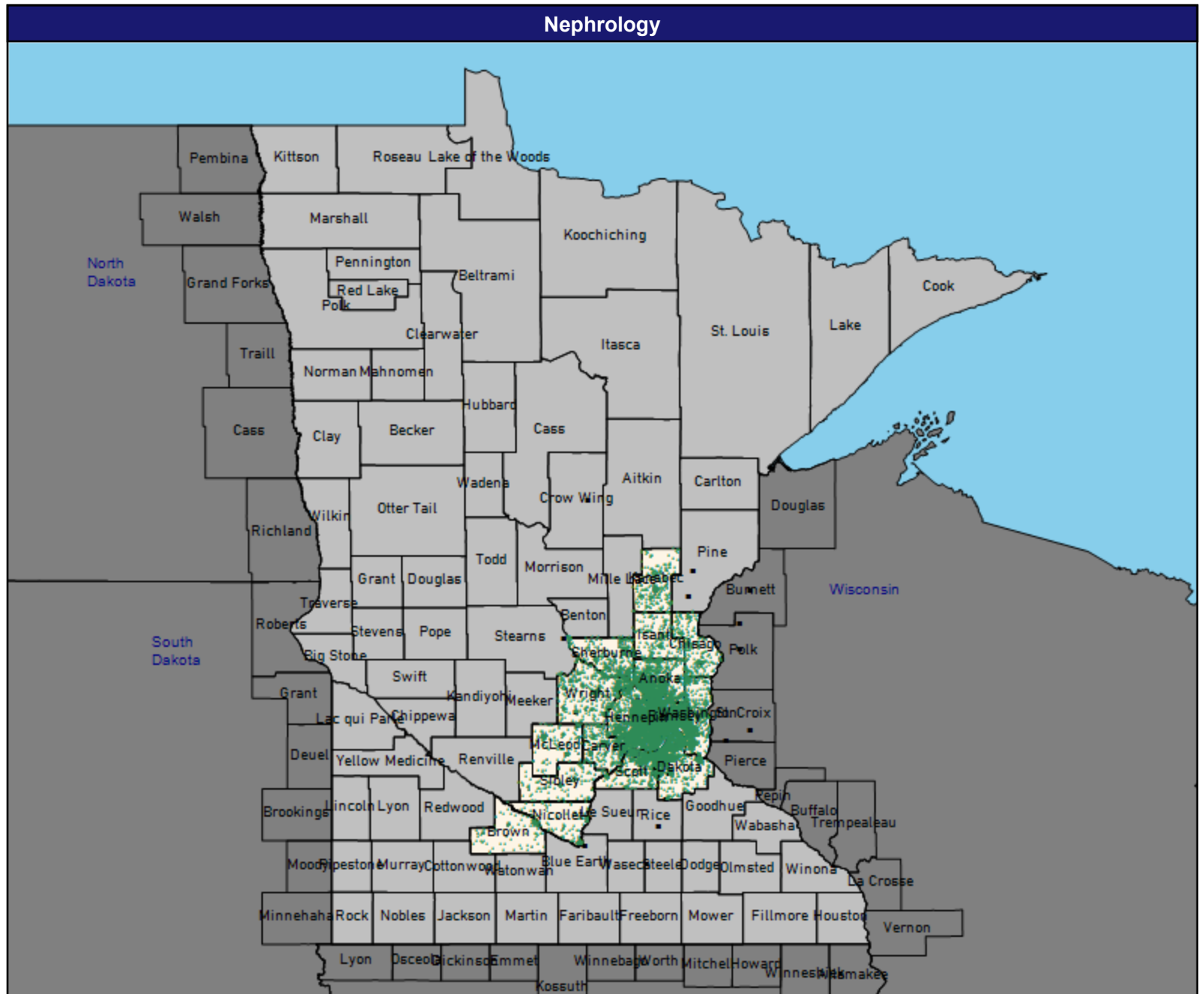
The Access Standard is defined as (National Proxy Census) employees accessing:

1 (Nephrology) provider in 60 miles or 60 minutes

Service Areas

□ Metro MN Service Area

67.13 miles



Access Detail By County SSA

July 1, 2024

Access Analysis
 Nephrology
 Employee / Provider Groups
 National Proxy Census
 Nephrology

¹ The Access Standard is defined as
 (National Proxy Census) employees
 accessing:
 1 (Nephrology) provider in 60 miles or
 60 minutes

All Employees									
State Name	County	County SSA	Employee			Without Access ¹		Average Distance	Average Time
			#	#	%	#	%	1	1
Minnesota	Anoka	24010	1,740	1,740	100.0	0	0.0	4.5	5.4
	Brown	24070	135	135	100.0	0	0.0	36.6	39.9
	Carver	24090	795	795	100.0	0	0.0	4.4	4.9
	Chisago	24120	271	271	100.0	0	0.0	10.0	10.9
	Dakota	24180	1,818	1,818	100.0	0	0.0	3.0	3.9
	Hennepin	24260	5,098	5,098	100.0	0	0.0	2.2	3.5
	Isanti	24290	226	226	100.0	0	0.0	20.0	21.7
	Kanabec	24320	347	347	100.0	0	0.0	6.5	7.0
	McLeod	24420	199	199	100.0	0	0.0	10.6	11.5
	Nicollet	24510	161	161	100.0	0	0.0	14.1	15.3
	Ramsey	24610	2,586	2,586	100.0	0	0.0	2.0	3.2
	Scott	24690	601	601	100.0	0	0.0	6.6	7.3
	Sherburne	24700	498	498	100.0	0	0.0	11.5	12.5
	Sibley	24710	167	167	100.0	0	0.0	19.6	21.3
	Washington	24810	1,030	1,030	100.0	0	0.0	7.2	8.6
	Wright	24850	743	743	100.0	0	0.0	8.7	9.4
	Grand Totals		16,415	16,415	100.0	0	0.0	4.8	5.9

Geographic Service Map

July 1, 2024

Neurology and Neurological Surgery

151 providers at 80 locations

■ All providers

Neurology and Neurological Surgery

Employee Group

National Proxy Census

Provider Group

Neurology and Neurological Surgery

16,415 employee locations

◆ With access (16,415)

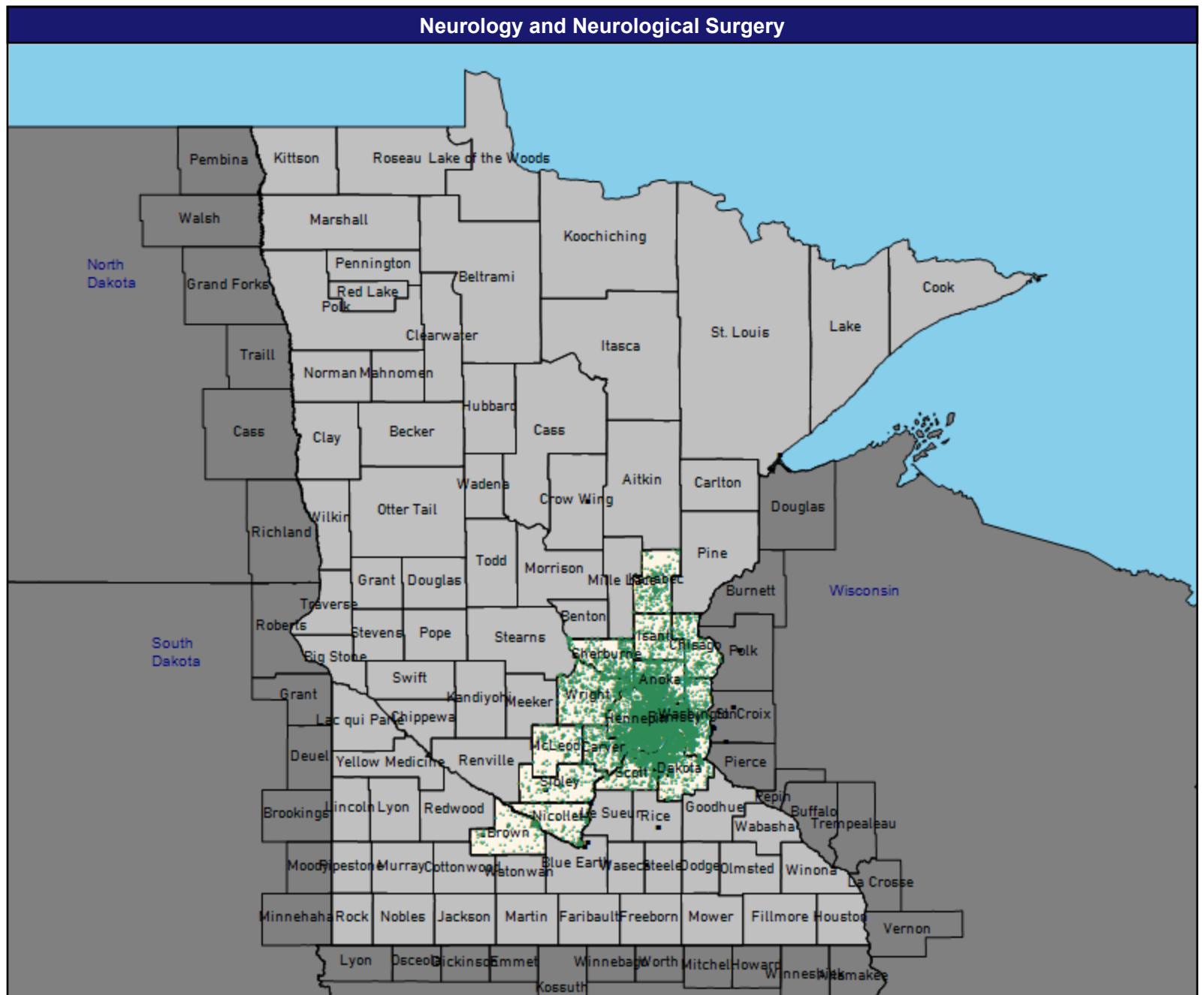
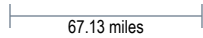
● Without access (0)

The Access Standard is defined as (National Proxy Census) employees accessing:

1 (Neurology and Neurological Surgery) provider in 60 miles or 60 minutes

Service Areas

□ Metro MN Service Area



Access Detail By County SSA

July 1, 2024

Access Analysis
 Neurology and Neurological Surgery
 Employee / Provider Groups
 National Proxy Census
 Neurology and Neurological Surgery

¹ The Access Standard is defined as (National Proxy Census) employees accessing:
 1 (Neurology and Neurological Surgery) provider in 60 miles or 60 minutes

All Employees									
State Name	County	County SSA	Employee	With Access ¹		Without Access ¹		Average Distance	Average Time
			#	#	%	#	%	1	1
Minnesota	Anoka	24010	1,740	1,740	100.0	0	0.0	5.6	7.5
	Brown	24070	135	135	100.0	0	0.0	6.7	7.3
	Carver	24090	795	795	100.0	0	0.0	5.0	5.5
	Chisago	24120	271	271	100.0	0	0.0	9.7	10.5
	Dakota	24180	1,818	1,818	100.0	0	0.0	6.3	8.1
	Hennepin	24260	5,098	5,098	100.0	0	0.0	2.9	4.6
	Isanti	24290	226	226	100.0	0	0.0	8.0	8.7
	Kanabec	24320	347	347	100.0	0	0.0	24.8	27.1
	McLeod	24420	199	199	100.0	0	0.0	12.1	13.2
	Nicollet	24510	161	161	100.0	0	0.0	8.3	9.0
	Ramsey	24610	2,586	2,586	100.0	0	0.0	3.0	4.8
	Scott	24690	601	601	100.0	0	0.0	6.5	7.2
	Sherburne	24700	498	498	100.0	0	0.0	14.7	16.0
	Sibley	24710	167	167	100.0	0	0.0	9.8	10.7
	Washington	24810	1,030	1,030	100.0	0	0.0	7.5	8.8
	Wright	24850	743	743	100.0	0	0.0	9.2	10.1
		Grand Totals		16,415	16,415	100.0	0	0.0	5.7

Geographic Service Map

July 1, 2024

Obstetrics and Gynecology, Certified Nurse Midwife and Related Specialties

390 providers at 159 locations

■ All providers

Obstetrics and Gynecology, Certified Nurse Midwife and Related Specialties

Employee Group

National Proxy Census

Provider Group

Obstetrics and Gynecology, Certified Nurse Midwife and Related Specialties

16,415 employee locations

◆ With access (16,415)

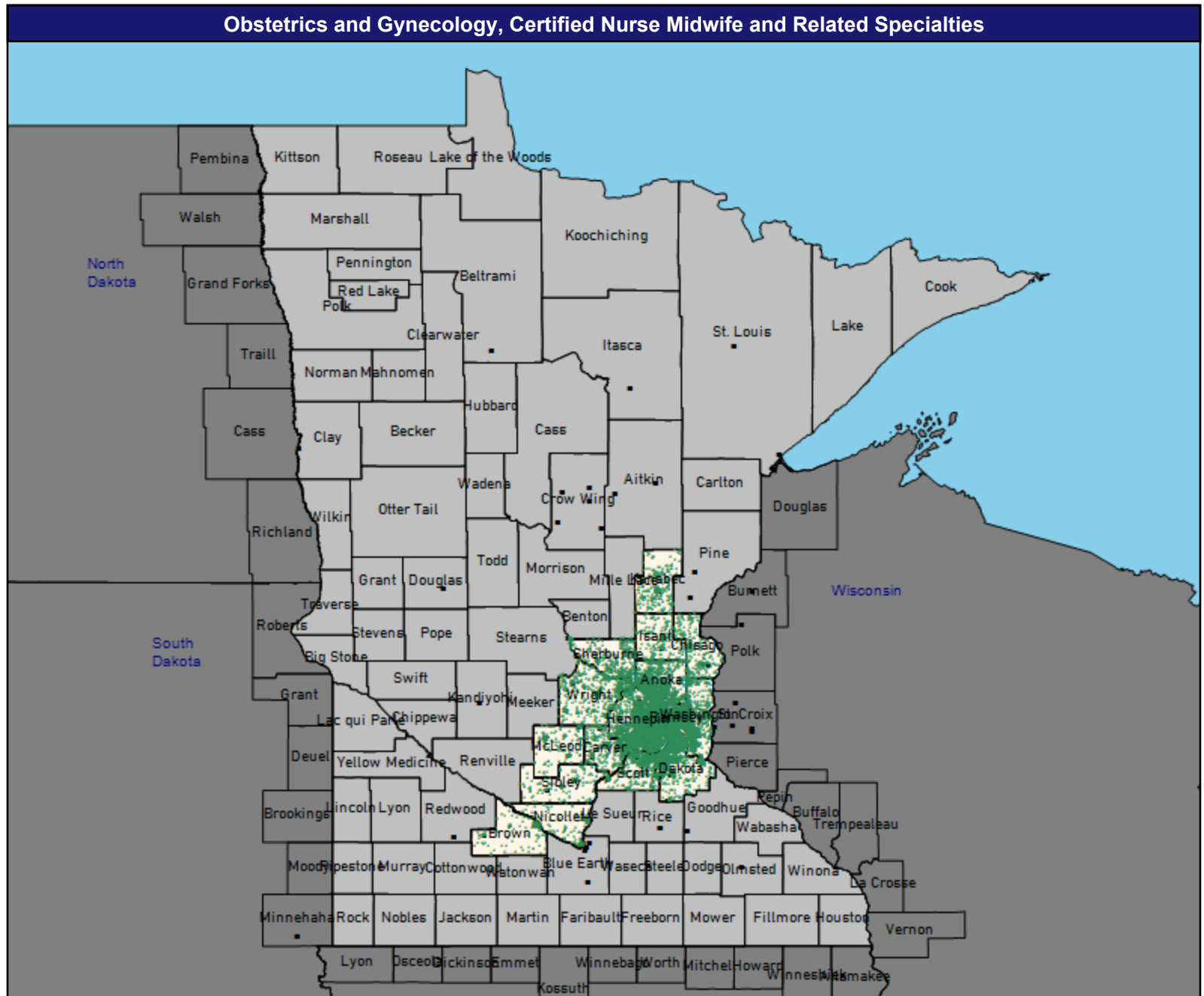
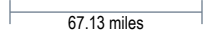
● Without access (0)

The Access Standard is defined as (National Proxy Census) employees accessing:

1 (Obstetrics and Gynecology, Certified Nurse Midwife and Related Specialties) provider in 60 miles or 60 minutes

Service Areas

□ Metro MN Service Area



Access Detail By County SSA

July 1, 2024

Access Analysis
 Obstetrics and Gynecology, Certified Nurse Midwife and Related Specialties
 Employee / Provider Groups
 National Proxy Census
 Obstetrics and Gynecology, Certified Nurse Midwife and Related Specialties

¹ The Access Standard is defined as (National Proxy Census) employees accessing:
 1 (Obstetrics and Gynecology, Certified Nurse Midwife and Related Specialties) provider in 60 miles or 60 minutes

All Employees									
State Name	County	County SSA	Employee			Without Access ¹		Average Distance	Average Time
			#	#	%	#	%	1	1
Minnesota	Anoka	24010	1,740	1,740	100.0	0	0.0	4.4	5.6
	Brown	24070	135	135	100.0	0	0.0	6.7	7.3
	Carver	24090	795	795	100.0	0	0.0	2.8	3.1
	Chisago	24120	271	271	100.0	0	0.0	5.7	6.1
	Dakota	24180	1,818	1,818	100.0	0	0.0	2.9	3.6
	Hennepin	24260	5,098	5,098	100.0	0	0.0	2.5	3.9
	Isanti	24290	226	226	100.0	0	0.0	5.9	6.4
	Kanabec	24320	347	347	100.0	0	0.0	6.4	6.9
	McLeod	24420	199	199	100.0	0	0.0	10.3	11.1
	Nicollet	24510	161	161	100.0	0	0.0	4.3	4.6
	Ramsey	24610	2,586	2,586	100.0	0	0.0	2.4	3.9
	Scott	24690	601	601	100.0	0	0.0	3.8	4.3
	Sherburne	24700	498	498	100.0	0	0.0	8.0	8.7
	Sibley	24710	167	167	100.0	0	0.0	6.9	7.5
	Washington	24810	1,030	1,030	100.0	0	0.0	5.4	6.4
	Wright	24850	743	743	100.0	0	0.0	4.0	4.3
	Grand Totals			16,415	16,415	100.0	0	0.0	3.6

Geographic Service Map

July 1, 2024

Oncology Medical/Surgical

96 providers at 95 locations

■ All providers

Oncology Medical/Surgical

Employee Group

National Proxy Census

Provider Group

Oncology Medical/Surgical

16,415 employee locations

◆ With access (16,415)

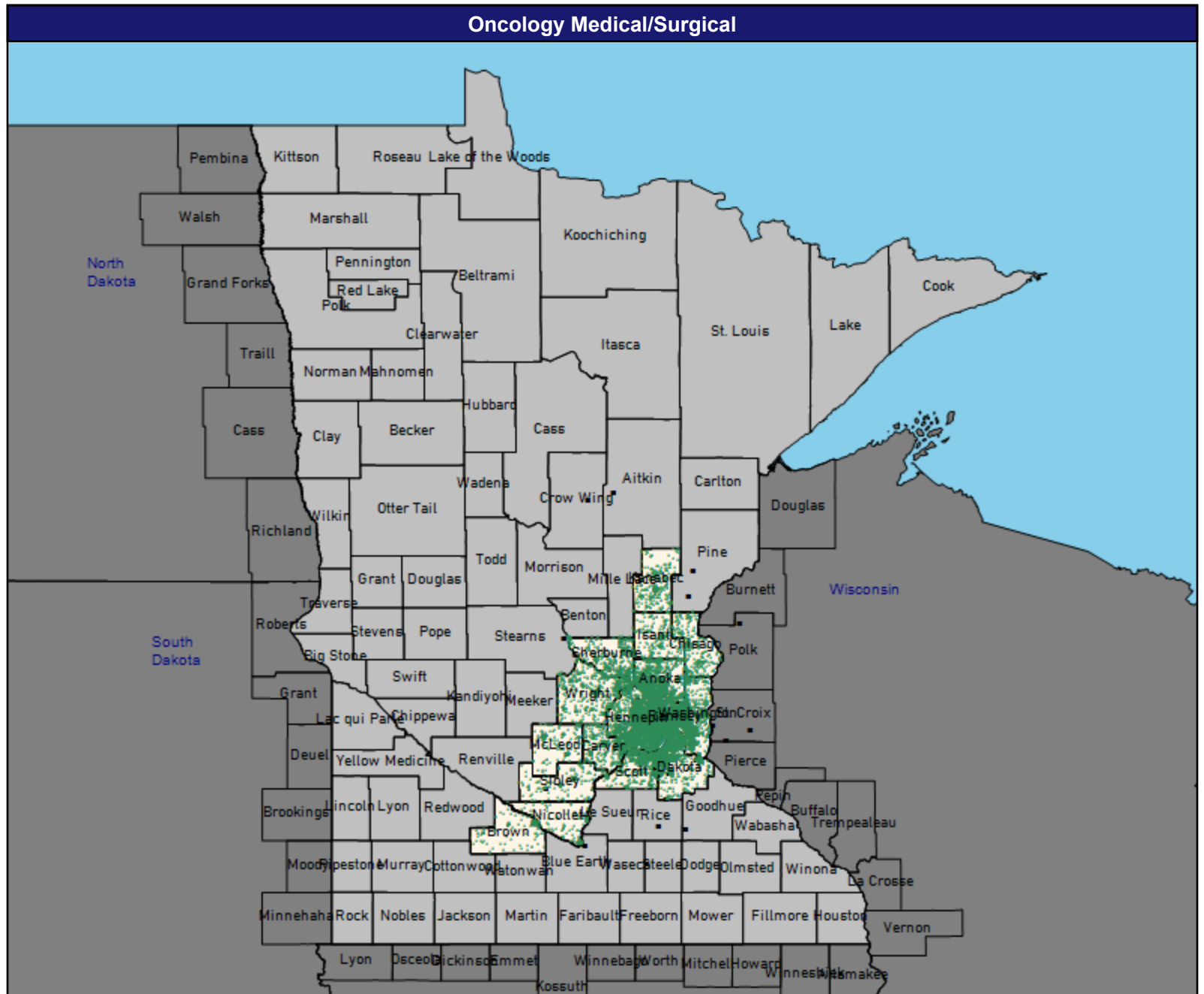

● Without access (0)

The Access Standard is defined as (National Proxy Census) employees accessing:

1 (Oncology Medical/Surgical) provider in 60 miles or 60 minutes

Service Areas

□ Metro MN Service Area



Access Detail By County SSA

July 1, 2024

Access Analysis
 Oncology Medical/Surgical
 Employee / Provider Groups
 National Proxy Census
 Oncology Medical/Surgical

¹ The Access Standard is defined as
 (National Proxy Census) employees
 accessing:
 1 (Oncology Medical/Surgical) provider
 in 60 miles or 60 minutes

All Employees									
State Name	County	County SSA	Employee			Without Access ¹		Average Distance	Average Time
			#	#	%	#	%	1	1
Minnesota	Anoka	24010	1,740	1,740	100.0	0	0.0	4.2	5.0
	Brown	24070	135	135	100.0	0	0.0	11.7	12.7
	Carver	24090	795	795	100.0	0	0.0	5.2	5.7
	Chisago	24120	271	271	100.0	0	0.0	9.7	10.6
	Dakota	24180	1,818	1,818	100.0	0	0.0	2.9	3.7
	Hennepin	24260	5,098	5,098	100.0	0	0.0	2.6	4.1
	Isanti	24290	226	226	100.0	0	0.0	7.8	8.4
	Kanabec	24320	347	347	100.0	0	0.0	6.5	7.0
	McLeod	24420	199	199	100.0	0	0.0	12.1	13.2
	Nicollet	24510	161	161	100.0	0	0.0	9.5	10.4
	Ramsey	24610	2,586	2,586	100.0	0	0.0	2.2	3.6
	Scott	24690	601	601	100.0	0	0.0	7.0	7.7
	Sherburne	24700	498	498	100.0	0	0.0	10.9	11.8
	Sibley	24710	167	167	100.0	0	0.0	7.7	8.4
	Washington	24810	1,030	1,030	100.0	0	0.0	6.0	7.1
	Wright	24850	743	743	100.0	0	0.0	8.9	9.7
Grand Totals			16,415	16,415	100.0	0	0.0	4.4	5.5

Geographic Service Map

July 1, 2024

Oncology Radiation

31 providers at 26 locations

■ All providers

Oncology Radiation

Employee Group

National Proxy Census

Provider Group

Oncology Radiation

16,415 employee locations

◆ With access (16,296)

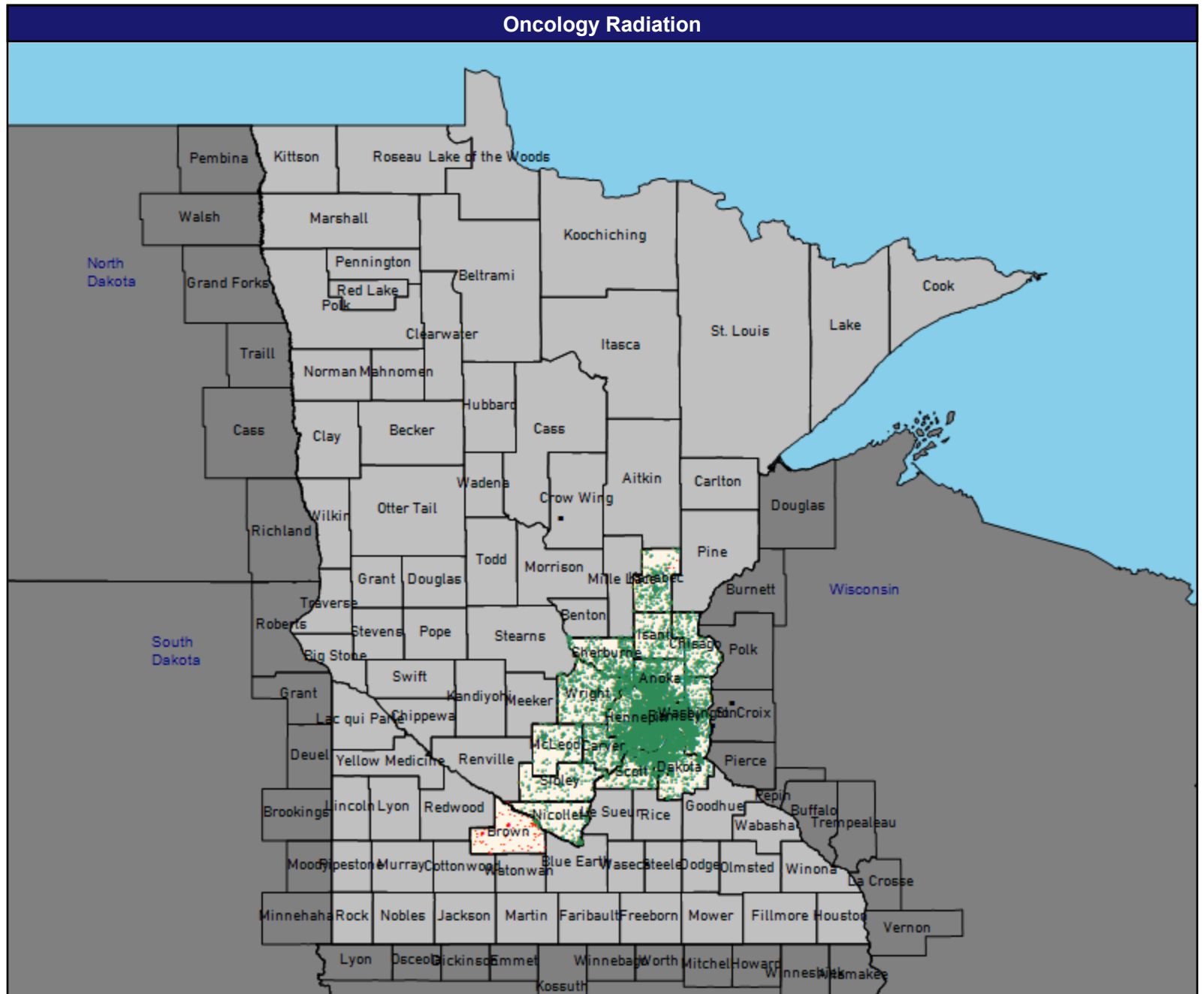

● Without access (119)

The Access Standard is defined as (National Proxy Census) employees accessing:

1 (Oncology Radiation) provider in 60 miles or 60 minutes

Service Areas

□ Metro MN Service Area



Access Detail By County SSA

July 1, 2024

Access Analysis
 Oncology Radiation
 Employee / Provider Groups
 National Proxy Census
 Oncology Radiation

¹ The Access Standard is defined as
 (National Proxy Census) employees
 accessing:
 1 (Oncology Radiation) provider in 60
 miles or 60 minutes

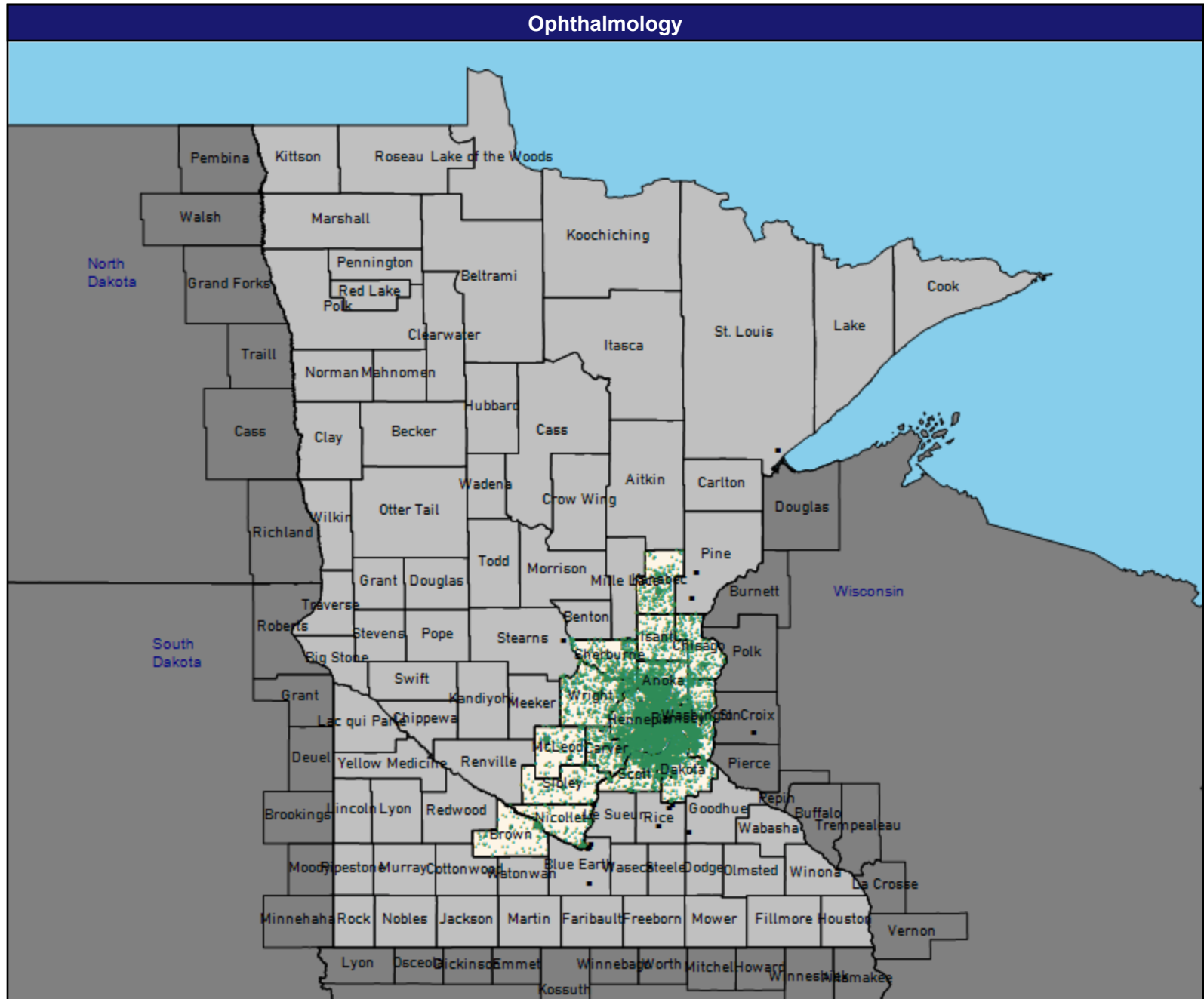
All Employees									
State Name	County	County SSA	Employee			Without Access ¹		Average Distance	Average Time
			#	#	%	#	%	1	1
Minnesota	Anoka	24010	1,740	1,740	100.0	0	0.0	7.3	9.7
	Brown	24070	135	22	16.3	113	83.7	67.9	74.0
	Carver	24090	795	795	100.0	0	0.0	7.8	8.7
	Chisago	24120	271	271	100.0	0	0.0	32.4	37.8
	Dakota	24180	1,818	1,818	100.0	0	0.0	6.3	8.0
	Hennepin	24260	5,098	5,098	100.0	0	0.0	5.3	8.1
	Isanti	24290	226	226	100.0	0	0.0	28.8	34.6
	Kanabec	24320	347	342	98.6	5	1.4	49.5	58.3
	McLeod	24420	199	199	100.0	0	0.0	25.4	27.7
	Nicollet	24510	161	160	99.4	1	0.6	46.6	50.8
	Ramsey	24610	2,586	2,586	100.0	0	0.0	3.5	5.8
	Scott	24690	601	601	100.0	0	0.0	7.2	8.0
	Sherburne	24700	498	498	100.0	0	0.0	29.0	34.5
	Sibley	24710	167	167	100.0	0	0.0	33.1	36.1
	Washington	24810	1,030	1,030	100.0	0	0.0	8.4	10.2
	Wright	24850	743	743	100.0	0	0.0	24.5	28.0
Grand Totals			16,415	16,296	99.3	119	0.7	10.5	13.2

Geographic Service Map

July 1, 2024

- Ophthalmology
- 138 providers at 95 locations
- All providers
- Ophthalmology
- Employee Group
- National Proxy Census
- Provider Group
- Ophthalmology
- 16,415 employee locations
- ◆ With access (16,415)
- Without access (0)
- The Access Standard is defined as (National Proxy Census) employees accessing:
- 1 (Ophthalmology) provider in 60 miles or 60 minutes
- Service Areas
- Metro MN Service Area

67.13 miles



Access Detail By County SSA

July 1, 2024

Access Analysis
 Ophthalmology
 Employee / Provider Groups
 National Proxy Census
 Ophthalmology

¹ The Access Standard is defined as
 (National Proxy Census) employees
 accessing:
 1 (Ophthalmology) provider in 60 miles
 or 60 minutes

All Employees									
State Name	County	County SSA	Employee			Without Access ¹		Average Distance	Average Time
			#	#	%	#	%	1	1
Minnesota	Anoka	24010	1,740	1,740	100.0	0	0.0	4.6	5.9
	Brown	24070	135	135	100.0	0	0.0	11.7	12.7
	Carver	24090	795	795	100.0	0	0.0	3.4	3.9
	Chisago	24120	271	271	100.0	0	0.0	8.7	9.5
	Dakota	24180	1,818	1,818	100.0	0	0.0	3.7	4.7
	Hennepin	24260	5,098	5,098	100.0	0	0.0	2.7	4.2
	Isanti	24290	226	226	100.0	0	0.0	7.5	8.1
	Kanabec	24320	347	347	100.0	0	0.0	6.3	6.8
	McLeod	24420	199	199	100.0	0	0.0	5.3	5.7
	Nicollet	24510	161	161	100.0	0	0.0	4.8	5.2
	Ramsey	24610	2,586	2,586	100.0	0	0.0	2.3	3.7
	Scott	24690	601	601	100.0	0	0.0	4.8	5.4
	Sherburne	24700	498	498	100.0	0	0.0	6.8	7.4
	Sibley	24710	167	167	100.0	0	0.0	13.3	14.5
	Washington	24810	1,030	1,030	100.0	0	0.0	4.7	5.7
	Wright	24850	743	743	100.0	0	0.0	8.5	9.3
Grand Totals			16,415	16,415	100.0	0	0.0	4.1	5.2

Geographic Service Map

July 1, 2024

Orthopedic Surgery

140 providers at 88 locations

■ All providers

Orthopedic Surgery

Employee Group

National Proxy Census

Provider Group

Orthopedic Surgery

16,415 employee locations

◆ With access (16,415)

● Without access (0)

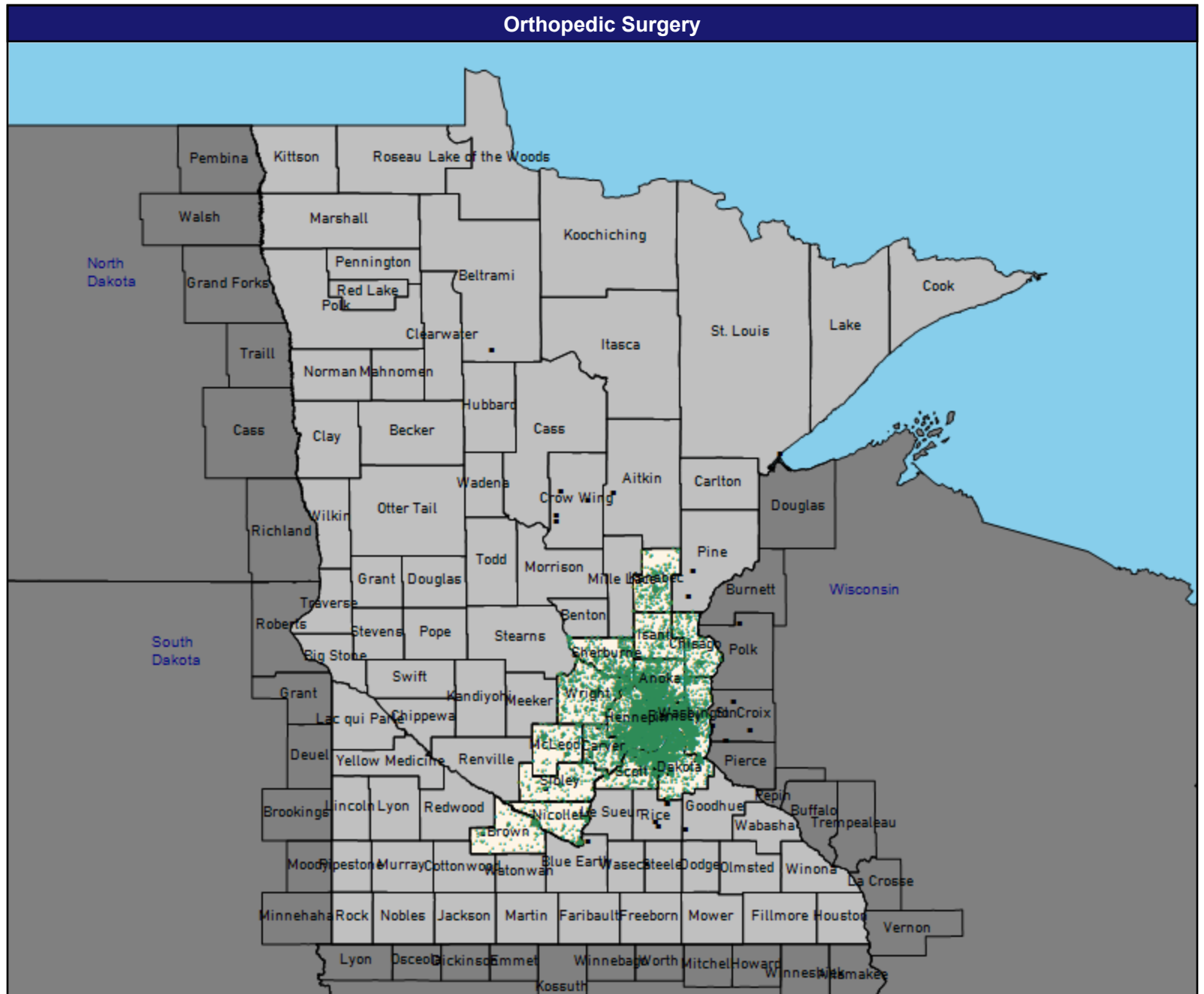
The Access Standard is defined as (National Proxy Census) employees accessing:

1 (Orthopedic Surgery) provider in 60 miles or 60 minutes

Service Areas

□ Metro MN Service Area

67.13 miles



Access Detail By County SSA

July 1, 2024

Access Analysis
 Orthopedic Surgery
 Employee / Provider Groups
 National Proxy Census
 Orthopedic Surgery

¹ The Access Standard is defined as
 (National Proxy Census) employees
 accessing:
 1 (Orthopedic Surgery) provider in 60
 miles or 60 minutes

All Employees									
State Name	County	County SSA	Employee			Without Access ¹		Average Distance	Average Time
			#	#	%	#	%	1	1
Minnesota	Anoka	24010	1,740	1,740	100.0	0	0.0	5.4	6.9
	Brown	24070	135	135	100.0	0	0.0	6.7	7.3
	Carver	24090	795	795	100.0	0	0.0	4.9	5.5
	Chisago	24120	271	271	100.0	0	0.0	8.3	9.0
	Dakota	24180	1,818	1,818	100.0	0	0.0	4.1	5.6
	Hennepin	24260	5,098	5,098	100.0	0	0.0	3.7	5.7
	Isanti	24290	226	226	100.0	0	0.0	7.9	8.6
	Kanabec	24320	347	347	100.0	0	0.0	6.5	7.0
	McLeod	24420	199	199	100.0	0	0.0	11.6	12.6
	Nicollet	24510	161	161	100.0	0	0.0	6.0	6.5
	Ramsey	24610	2,586	2,586	100.0	0	0.0	3.1	5.1
	Scott	24690	601	601	100.0	0	0.0	7.0	7.8
	Sherburne	24700	498	498	100.0	0	0.0	10.5	11.4
	Sibley	24710	167	167	100.0	0	0.0	10.2	11.1
	Washington	24810	1,030	1,030	100.0	0	0.0	5.1	6.0
	Wright	24850	743	743	100.0	0	0.0	7.5	8.1
	Grand Totals			16,415	16,415	100.0	0	0.0	4.9

Geographic Service Map

July 1, 2024

Otolaryngology

82 providers at 59 locations

■ All providers

Otolaryngology

Employee Group

National Proxy Census

Provider Group

Otolaryngology

16,415 employee locations

◆ With access (16,415)

● Without access (0)

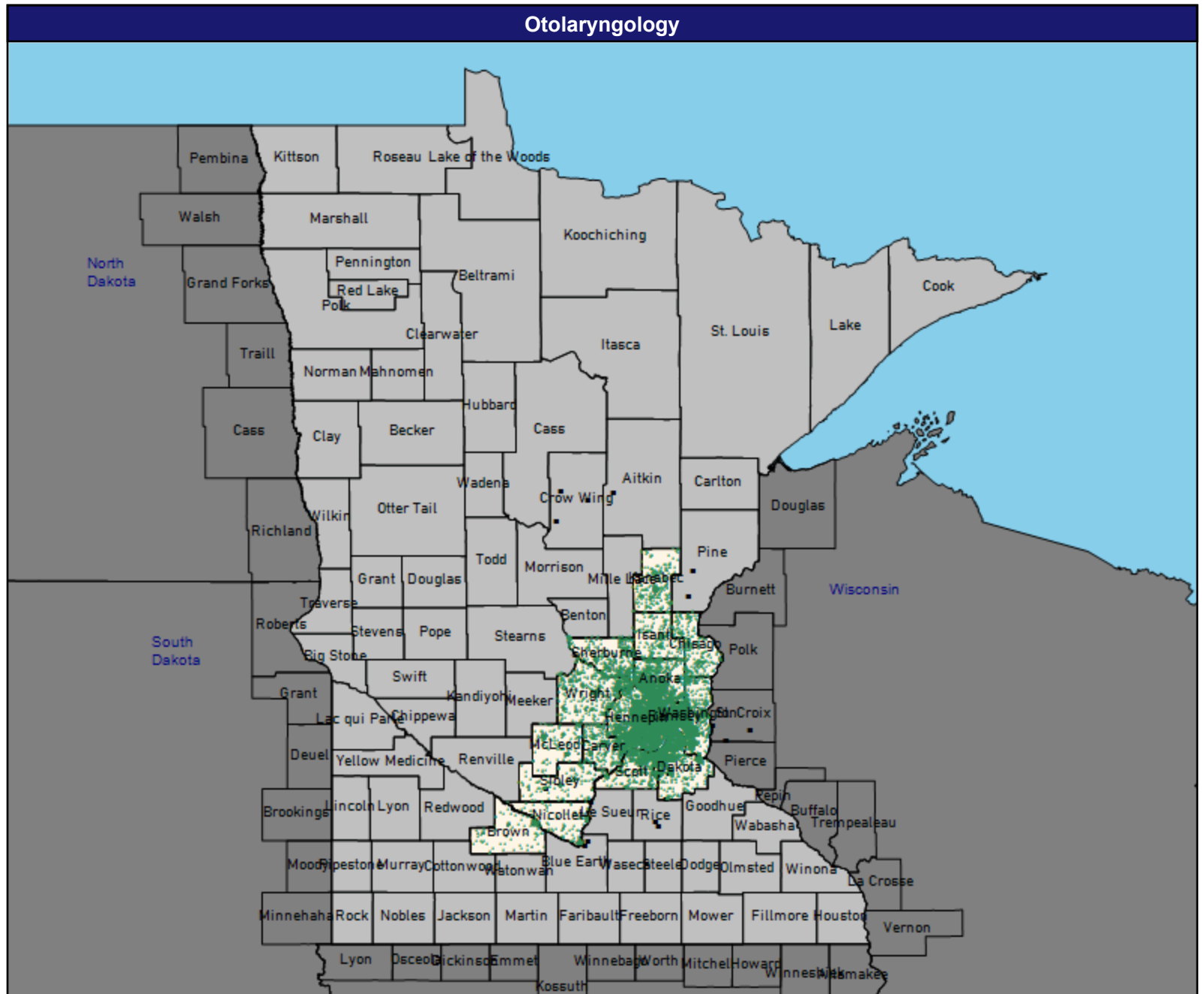
The Access Standard is defined as (National Proxy Census) employees accessing:

1 (Otolaryngology) provider in 60 miles or 60 minutes

Service Areas

□ Metro MN Service Area

67.13 miles



Access Detail By County SSA

July 1, 2024

Access Analysis
 Otolaryngology
 Employee / Provider Groups
 National Proxy Census
 Otolaryngology

¹ The Access Standard is defined as
 (National Proxy Census) employees
 accessing:
 1 (Otolaryngology) provider in 60 miles
 or 60 minutes

All Employees									
State Name	County	County SSA	Employee			Without Access ¹		Average Distance	Average Time
			#	#	%	#	%	1	1
Minnesota	Anoka	24010	1,740	1,740	100.0	0	0.0	7.0	9.2
	Brown	24070	135	135	100.0	0	0.0	11.9	12.9
	Carver	24090	795	795	100.0	0	0.0	5.0	5.5
	Chisago	24120	271	271	100.0	0	0.0	13.3	14.5
	Dakota	24180	1,818	1,818	100.0	0	0.0	3.8	5.0
	Hennepin	24260	5,098	5,098	100.0	0	0.0	3.3	5.2
	Isanti	24290	226	226	100.0	0	0.0	8.1	8.8
	Kanabec	24320	347	347	100.0	0	0.0	6.5	7.0
	McLeod	24420	199	199	100.0	0	0.0	12.1	13.2
	Nicollet	24510	161	161	100.0	0	0.0	8.3	9.0
	Ramsey	24610	2,586	2,586	100.0	0	0.0	3.0	4.9
	Scott	24690	601	601	100.0	0	0.0	8.9	10.0
	Sherburne	24700	498	498	100.0	0	0.0	19.6	21.8
	Sibley	24710	167	167	100.0	0	0.0	9.8	10.7
	Washington	24810	1,030	1,030	100.0	0	0.0	7.5	8.9
	Wright	24850	743	743	100.0	0	0.0	11.7	12.9
	Grand Totals			16,415	16,415	100.0	0	0.0	5.7

Geographic Service Map

July 1, 2024

Outpatient Infusion/Chemotherapy

31 providers at 31 locations

■ All providers

Outpatient Infusion/Chemotherapy

Employee Group

National Proxy Census

Provider Group

Outpatient Infusion/Chemotherapy

16,415 employee locations

◆ With access (16,415)

● Without access (0)

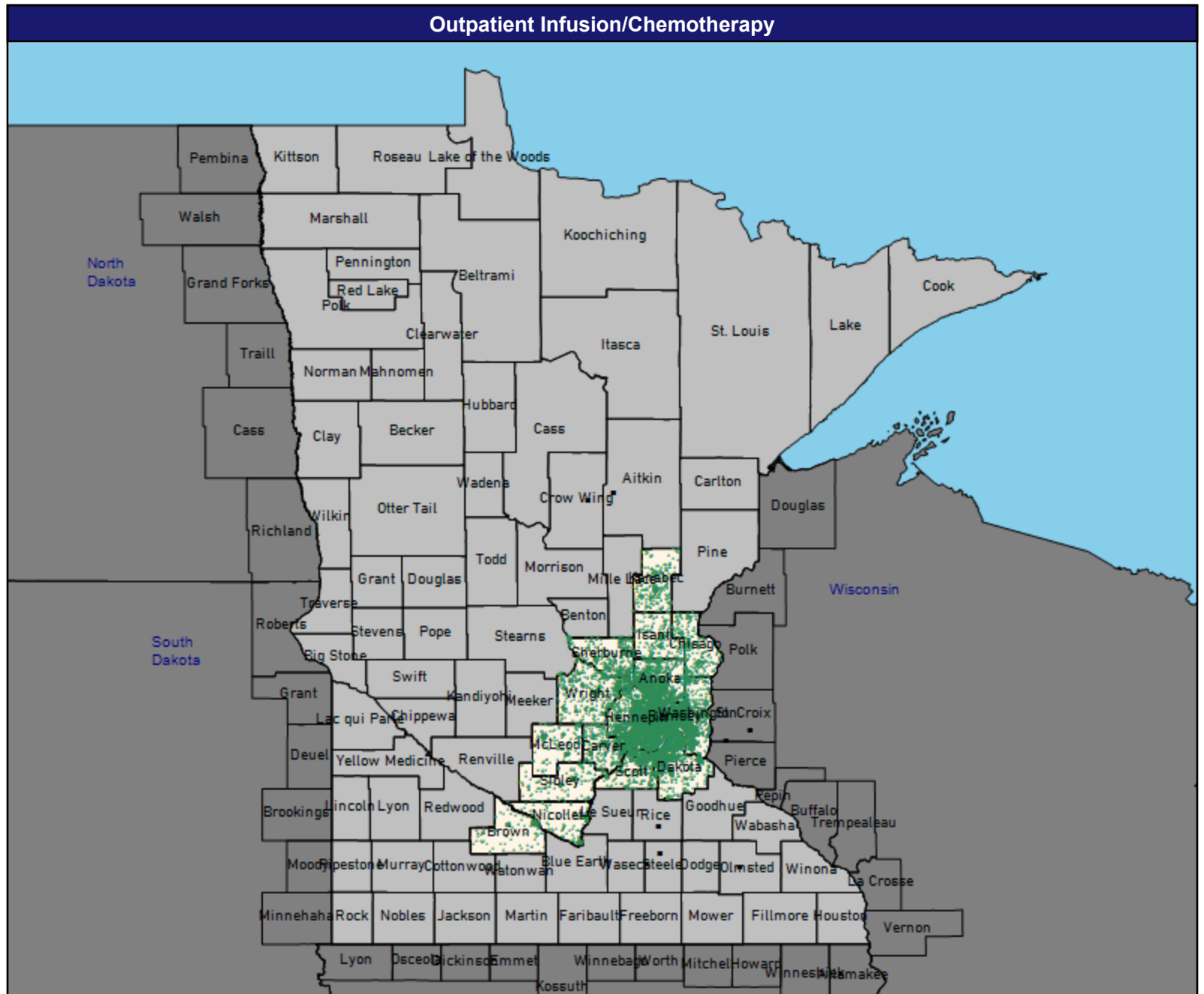
The Access Standard is defined as (National Proxy Census) employees accessing:

1 (Outpatient Infusion/Chemotherapy) provider in 60 miles or 60 minutes

Service Areas

□ Metro MN Service Area

67.13 miles



Access Detail By County SSA

July 1, 2024

Access Analysis
 Outpatient Infusion/Chemotherapy
 Employee / Provider Groups
 National Proxy Census
 Outpatient Infusion/Chemotherapy

¹ The Access Standard is defined as (National Proxy Census) employees accessing:
 1 (Outpatient Infusion/Chemotherapy) provider in 60 miles or 60 minutes

All Employees									
State Name	County	County SSA	Employee			Without Access ¹		Average Distance	Average Time
			#	#	%	#	%	1	1
Minnesota	Anoka	24010	1,740	1,740	100.0	0	0.0	7.2	9.5
	Brown	24070	135	135	100.0	0	0.0	6.5	7.1
	Carver	24090	795	795	100.0	0	0.0	5.5	6.1
	Chisago	24120	271	271	100.0	0	0.0	14.2	15.5
	Dakota	24180	1,818	1,818	100.0	0	0.0	10.9	14.0
	Hennepin	24260	5,098	5,098	100.0	0	0.0	6.3	9.6
	Isanti	24290	226	226	100.0	0	0.0	8.1	8.8
	Kanabec	24320	347	347	100.0	0	0.0	6.8	7.4
	McLeod	24420	199	199	100.0	0	0.0	12.4	13.5
	Nicollet	24510	161	161	100.0	0	0.0	9.1	9.9
	Ramsey	24610	2,586	2,586	100.0	0	0.0	4.8	8.2
	Scott	24690	601	601	100.0	0	0.0	8.8	9.7
	Sherburne	24700	498	498	100.0	0	0.0	20.1	22.3
	Sibley	24710	167	167	100.0	0	0.0	10.0	10.9
	Washington	24810	1,030	1,030	100.0	0	0.0	13.6	17.8
	Wright	24850	743	743	100.0	0	0.0	11.8	13.1
	Grand Totals			16,415	16,415	100.0	0	0.0	8.1

Geographic Service Map

July 1, 2024

Pediatric Specialty

558 providers at 293 locations

■ All providers

Pediatric Specialty

Employee Group

National Proxy Census

Provider Group

Pediatric Specialty

16,415 employee locations

◆ With access (16,415)

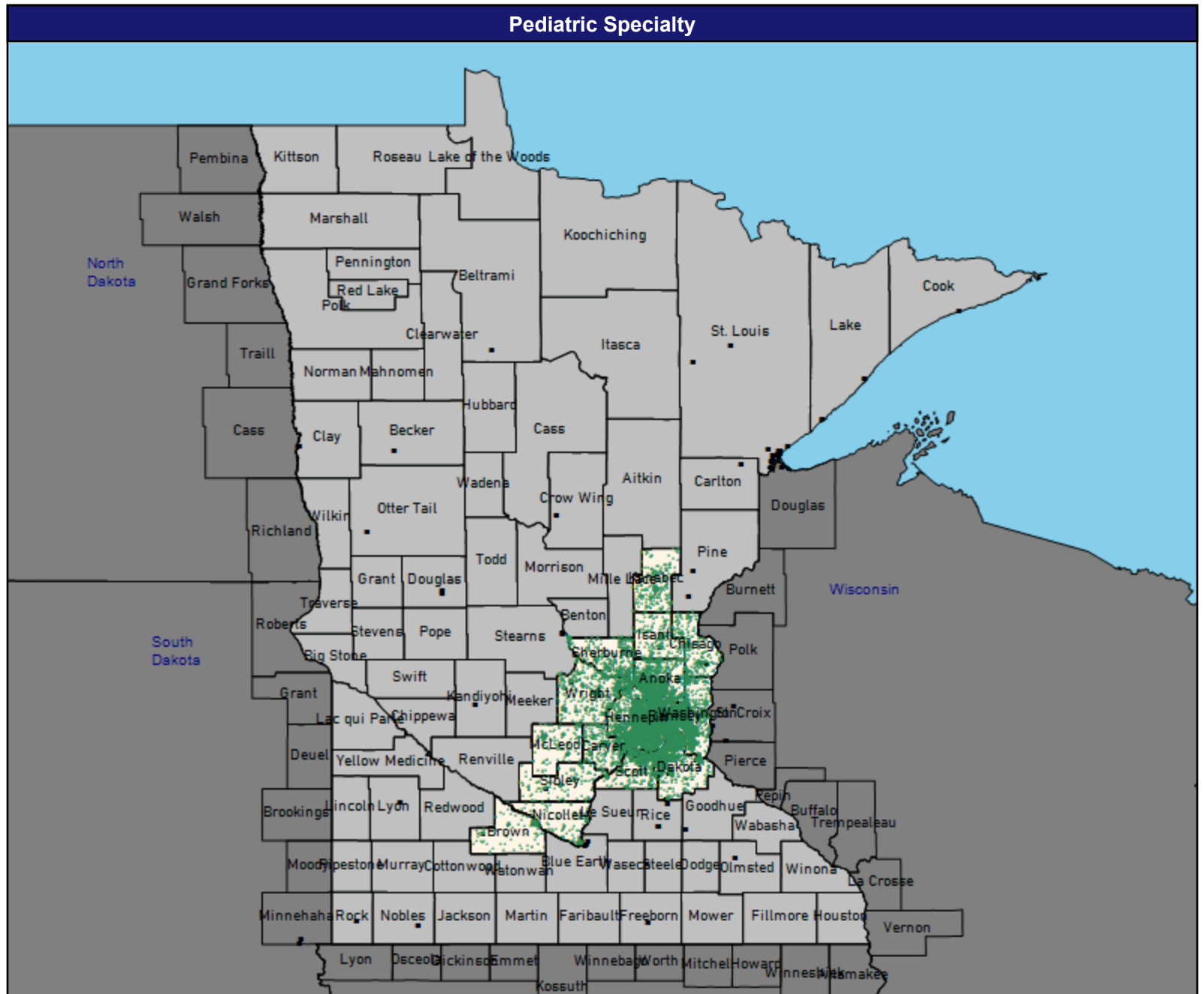

● Without access (0)

The Access Standard is defined as (National Proxy Census) employees accessing:

1 (Pediatric Specialty) provider in 60 miles or 60 minutes

Service Areas

□ Metro MN Service Area



Access Detail By County SSA

July 1, 2024

Access Analysis
 Pediatric Specialty
 Employee / Provider Groups
 National Proxy Census
 Pediatric Specialty

¹ The Access Standard is defined as (National Proxy Census) employees accessing:
 1 (Pediatric Specialty) provider in 60 miles or 60 minutes

All Employees									
State Name	County	County SSA	Employee			Without Access ¹		Average Distance	Average Time
			#	#	%	#	%	1	1
Minnesota	Anoka	24010	1,740	1,740	100.0	0	0.0	4.0	5.1
	Brown	24070	135	135	100.0	0	0.0	6.7	7.3
	Carver	24090	795	795	100.0	0	0.0	4.6	5.1
	Chisago	24120	271	271	100.0	0	0.0	7.6	8.2
	Dakota	24180	1,818	1,818	100.0	0	0.0	2.5	3.1
	Hennepin	24260	5,098	5,098	100.0	0	0.0	1.8	2.8
	Isanti	24290	226	226	100.0	0	0.0	6.3	6.8
	Kanabec	24320	347	347	100.0	0	0.0	17.8	19.4
	McLeod	24420	199	199	100.0	0	0.0	18.3	19.9
	Nicollet	24510	161	161	100.0	0	0.0	8.4	9.1
	Ramsey	24610	2,586	2,586	100.0	0	0.0	1.6	2.5
	Scott	24690	601	601	100.0	0	0.0	4.0	4.4
	Sherburne	24700	498	498	100.0	0	0.0	9.4	10.2
	Sibley	24710	167	167	100.0	0	0.0	13.0	14.2
	Washington	24810	1,030	1,030	100.0	0	0.0	2.9	3.5
	Wright	24850	743	743	100.0	0	0.0	5.5	5.9
	Grand Totals			16,415	16,415	100.0	0	0.0	3.7

Geographic Service Map

July 1, 2024

Physical Therapy, Occupational Therapy and Speech Therapy

1,534 providers at 564 locations

■ All providers

Physical Therapy, Occupational Therapy and Speech Therapy

Employee Group

National Proxy Census

Provider Group

Physical Therapy, Occupational Therapy and Speech Therapy

16,415 employee locations

◆ With access (16,415)

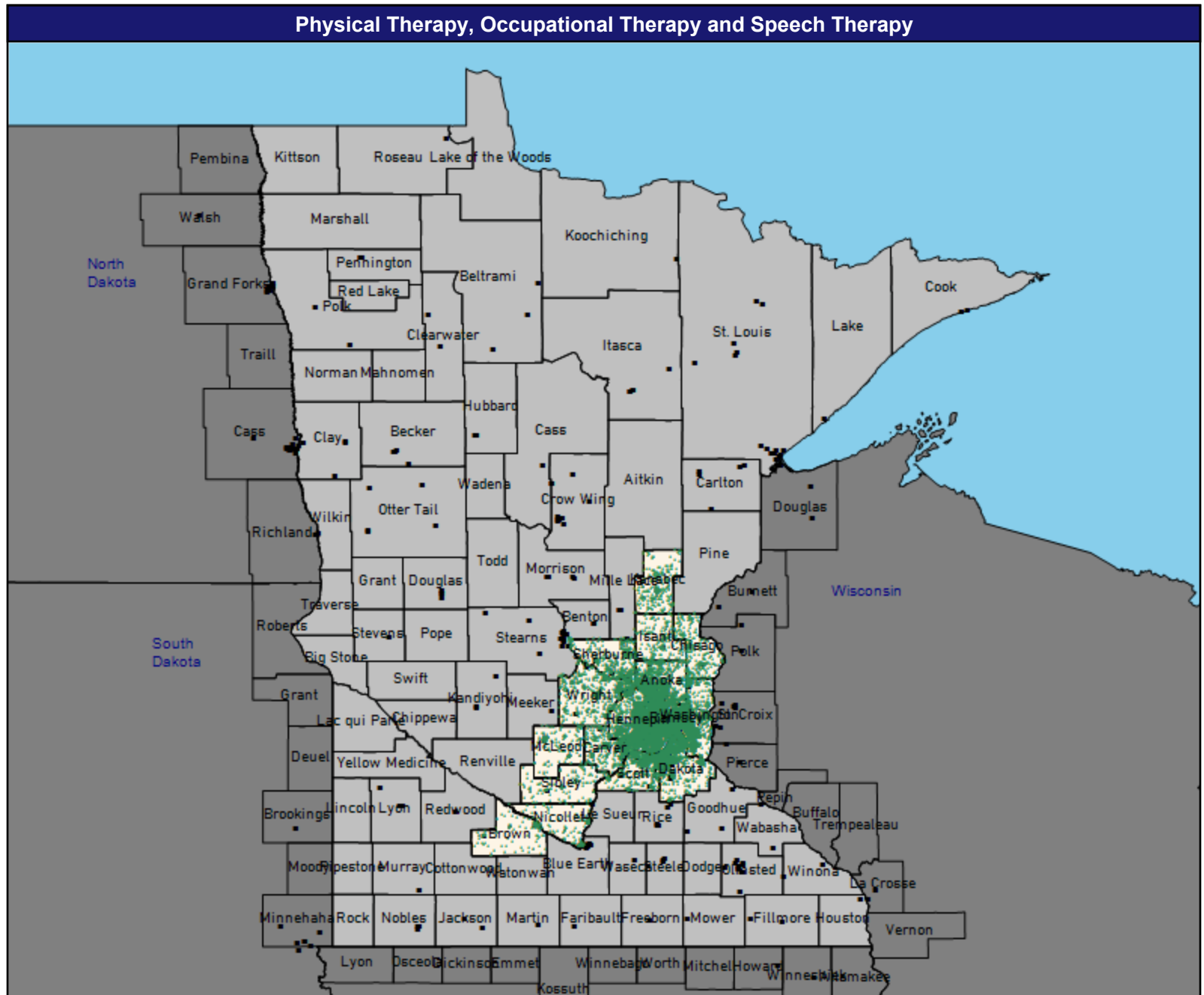
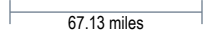
● Without access (0)

The Access Standard is defined as (National Proxy Census) employees accessing:

1 (Physical Therapy, Occupational Therapy and Speech Therapy) provider in 60 miles or 60 minutes

Service Areas

□ Metro MN Service Area



Access Detail By County SSA

July 1, 2024

Access Analysis
 Physical Therapy, Occupational
 Therapy and Speech Therapy
 Employee / Provider Groups
 National Proxy Census
 Physical Therapy, Occupational
 Therapy and Speech Therapy

¹ The Access Standard is defined as
 (National Proxy Census) employees
 accessing:
 1 (Physical Therapy, Occupational
 Therapy and Speech Therapy) provider
 in 60 miles or 60 minutes

All Employees									
State Name	County	County SSA	Employee			Without Access ¹		Average Distance	Average Time
			#	#	%	#	%	1	1
Minnesota	Anoka	24010	1,740	1,740	100.0	0	0.0	2.3	3.0
	Brown	24070	135	135	100.0	0	0.0	6.7	7.3
	Carver	24090	795	795	100.0	0	0.0	3.6	4.0
	Chisago	24120	271	271	100.0	0	0.0	6.1	6.6
	Dakota	24180	1,818	1,818	100.0	0	0.0	2.0	2.3
	Hennepin	24260	5,098	5,098	100.0	0	0.0	1.4	2.2
	Isanti	24290	226	226	100.0	0	0.0	7.0	7.6
	Kanabec	24320	347	347	100.0	0	0.0	23.6	25.7
	McLeod	24420	199	199	100.0	0	0.0	9.2	10.0
	Nicollet	24510	161	161	100.0	0	0.0	4.2	4.6
	Ramsey	24610	2,586	2,586	100.0	0	0.0	1.2	1.8
	Scott	24690	601	601	100.0	0	0.0	2.7	3.0
	Sherburne	24700	498	498	100.0	0	0.0	3.1	3.3
	Sibley	24710	167	167	100.0	0	0.0	11.1	12.1
	Washington	24810	1,030	1,030	100.0	0	0.0	2.2	2.6
	Wright	24850	743	743	100.0	0	0.0	4.3	4.7
	Grand Totals			16,415	16,415	100.0	0	0.0	2.8

Geographic Service Map

July 1, 2024

Physical Medicine and Rehabilitation and Occupational Medicine

193 providers at 233 locations

■ All providers

Physical Medicine and Rehabilitation and Occupational Medicine

Employee Group

National Proxy Census

Provider Group

Physical Medicine and Rehabilitation and Occupational Medicine

16,415 employee locations

◆ With access (16,415)

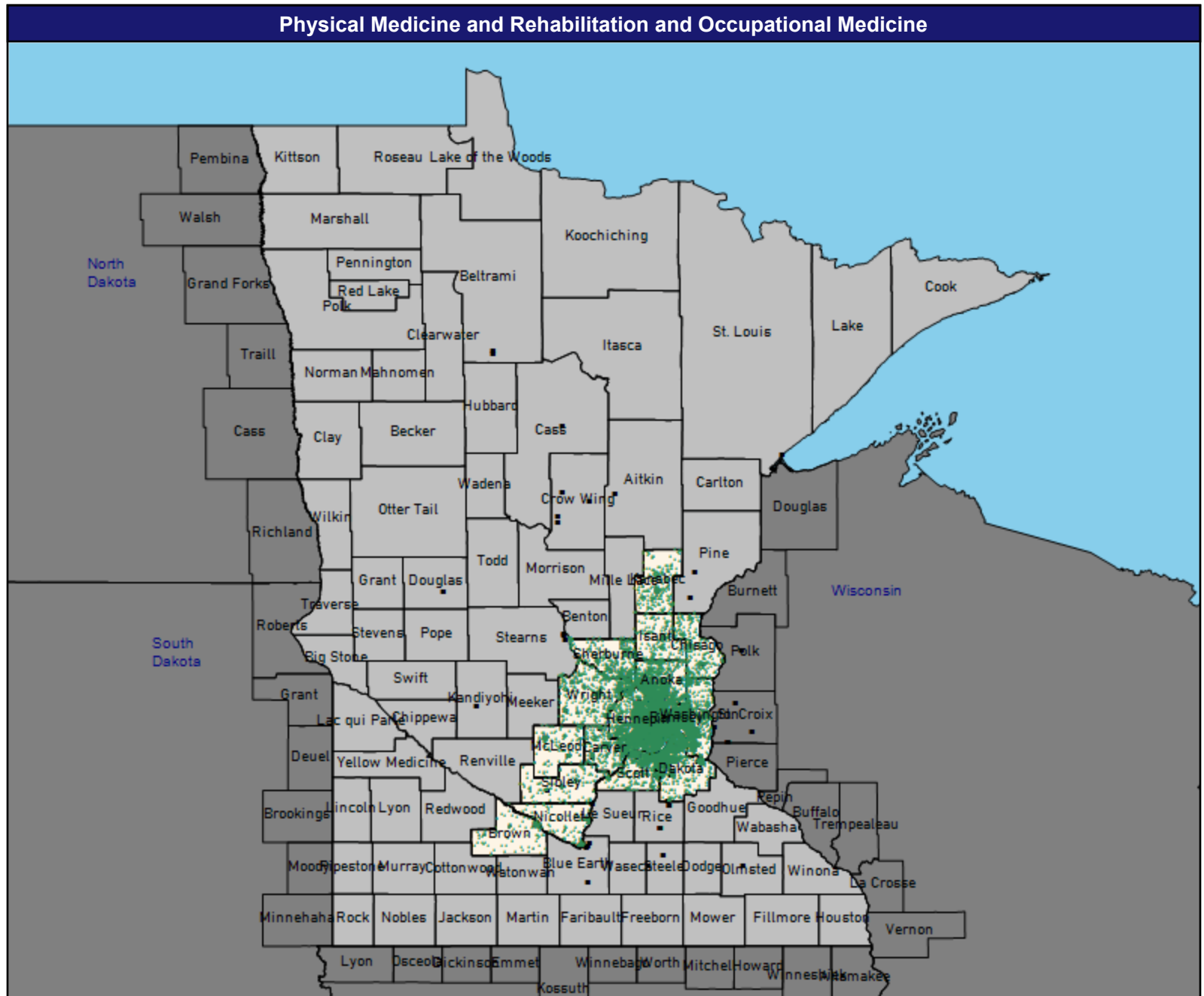
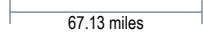
● Without access (0)

The Access Standard is defined as (National Proxy Census) employees accessing:

1 (Physical Medicine and Rehabilitation and Occupational Medicine) provider in 60 miles or 60 minutes

Service Areas

□ Metro MN Service Area



Access Detail By County SSA

July 1, 2024

Access Analysis
 Physical Medicine and Rehabilitation
 and Occupational Medicine
 Employee / Provider Groups
 National Proxy Census
 Physical Medicine and
 Rehabilitation and Occupational
 Medicine

¹ The Access Standard is defined as
 (National Proxy Census) employees
 accessing:
 1 (Physical Medicine and Rehabilitation
 and Occupational Medicine) provider in
 60 miles or 60 minutes

All Employees									
State Name	County	County SSA	Employee			Without Access ¹		Average Distance	Average Time
			#	#	%	#	%	1	1
Minnesota	Anoka	24010	1,740	1,740	100.0	0	0.0	3.7	4.6
	Brown	24070	135	135	100.0	0	0.0	11.7	12.7
	Carver	24090	795	795	100.0	0	0.0	3.2	3.6
	Chisago	24120	271	271	100.0	0	0.0	8.3	9.0
	Dakota	24180	1,818	1,818	100.0	0	0.0	2.4	3.0
	Hennepin	24260	5,098	5,098	100.0	0	0.0	2.0	3.0
	Isanti	24290	226	226	100.0	0	0.0	7.8	8.5
	Kanabec	24320	347	347	100.0	0	0.0	6.5	7.0
	McLeod	24420	199	199	100.0	0	0.0	11.4	12.4
	Nicollet	24510	161	161	100.0	0	0.0	4.5	4.9
	Ramsey	24610	2,586	2,586	100.0	0	0.0	1.7	2.8
	Scott	24690	601	601	100.0	0	0.0	5.6	6.2
	Sherburne	24700	498	498	100.0	0	0.0	9.1	9.9
	Sibley	24710	167	167	100.0	0	0.0	9.4	10.2
	Washington	24810	1,030	1,030	100.0	0	0.0	3.0	3.6
	Wright	24850	743	743	100.0	0	0.0	6.0	6.5
	Grand Totals			16,415	16,415	100.0	0	0.0	3.4

Geographic Service Map

July 1, 2024

Podiatry

47 providers at 83 locations

- All providers

Podiatry

Employee Group

National Proxy Census

Provider Group

Podiatry

16,415 employee locations

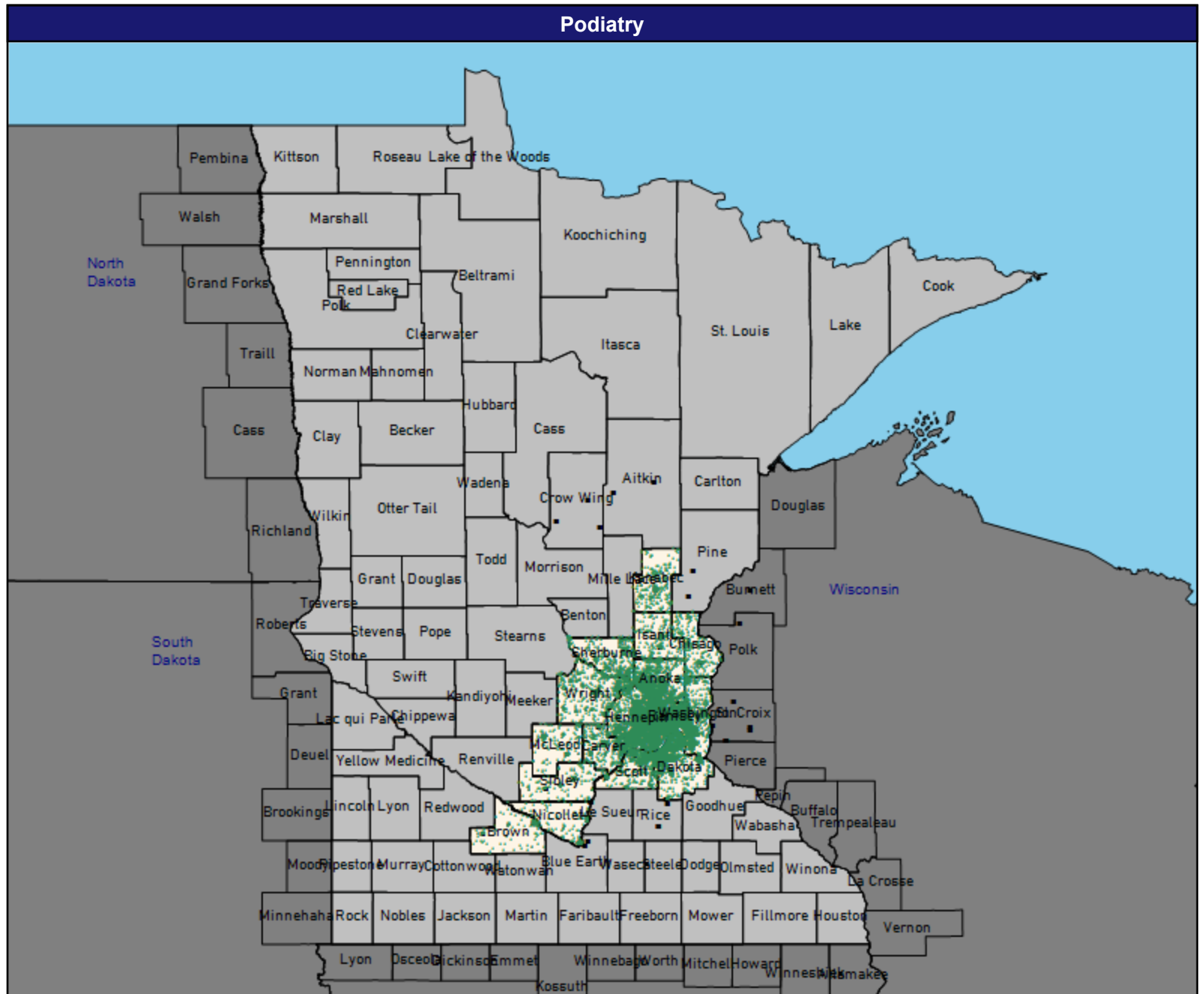

- ◆ With access (16,415)
- Without access (0)

The Access Standard is defined as (National Proxy Census) employees accessing:

- 1 (Podiatry) provider in 60 miles or 60 minutes

Service Areas

- Metro MN Service Area



Access Detail By County SSA

July 1, 2024

Access Analysis
Podiatry
Employee / Provider Groups
National Proxy Census
Podiatry

¹ The Access Standard is defined as
(National Proxy Census) employees
accessing:
1 (Podiatry) provider in 60 miles or 60
minutes

All Employees									
State Name	County	County SSA	Employee	With Access ¹		Without Access ¹		Average Distance	Average Time
			#	#	%	#	%	1	1
Minnesota	Anoka	24010	1,740	1,740	100.0	0	0.0	5.4	6.8
	Brown	24070	135	135	100.0	0	0.0	6.7	7.3
	Carver	24090	795	795	100.0	0	0.0	4.1	4.6
	Chisago	24120	271	271	100.0	0	0.0	8.2	8.9
	Dakota	24180	1,818	1,818	100.0	0	0.0	4.3	5.7
	Hennepin	24260	5,098	5,098	100.0	0	0.0	3.4	5.2
	Isanti	24290	226	226	100.0	0	0.0	6.3	6.8
	Kanabec	24320	347	347	100.0	0	0.0	6.5	7.0
	McLeod	24420	199	199	100.0	0	0.0	11.6	12.6
	Nicollet	24510	161	161	100.0	0	0.0	5.7	6.1
	Ramsey	24610	2,586	2,586	100.0	0	0.0	2.8	4.6
	Scott	24690	601	601	100.0	0	0.0	5.2	5.9
	Sherburne	24700	498	498	100.0	0	0.0	10.5	11.4
	Sibley	24710	167	167	100.0	0	0.0	6.4	7.0
	Washington	24810	1,030	1,030	100.0	0	0.0	5.1	6.1
	Wright	24850	743	743	100.0	0	0.0	6.8	7.4
	Grand Totals		16,415	16,415	100.0	0	0.0	4.6	5.9

Geographic Service Map

July 1, 2024

Pulmonary Disease

38 providers at 122 locations

■ All providers

Pulmonary Disease

Employee Group

National Proxy Census

Provider Group

Pulmonary Disease

16,415 employee locations

◆ With access (16,415)

● Without access (0)

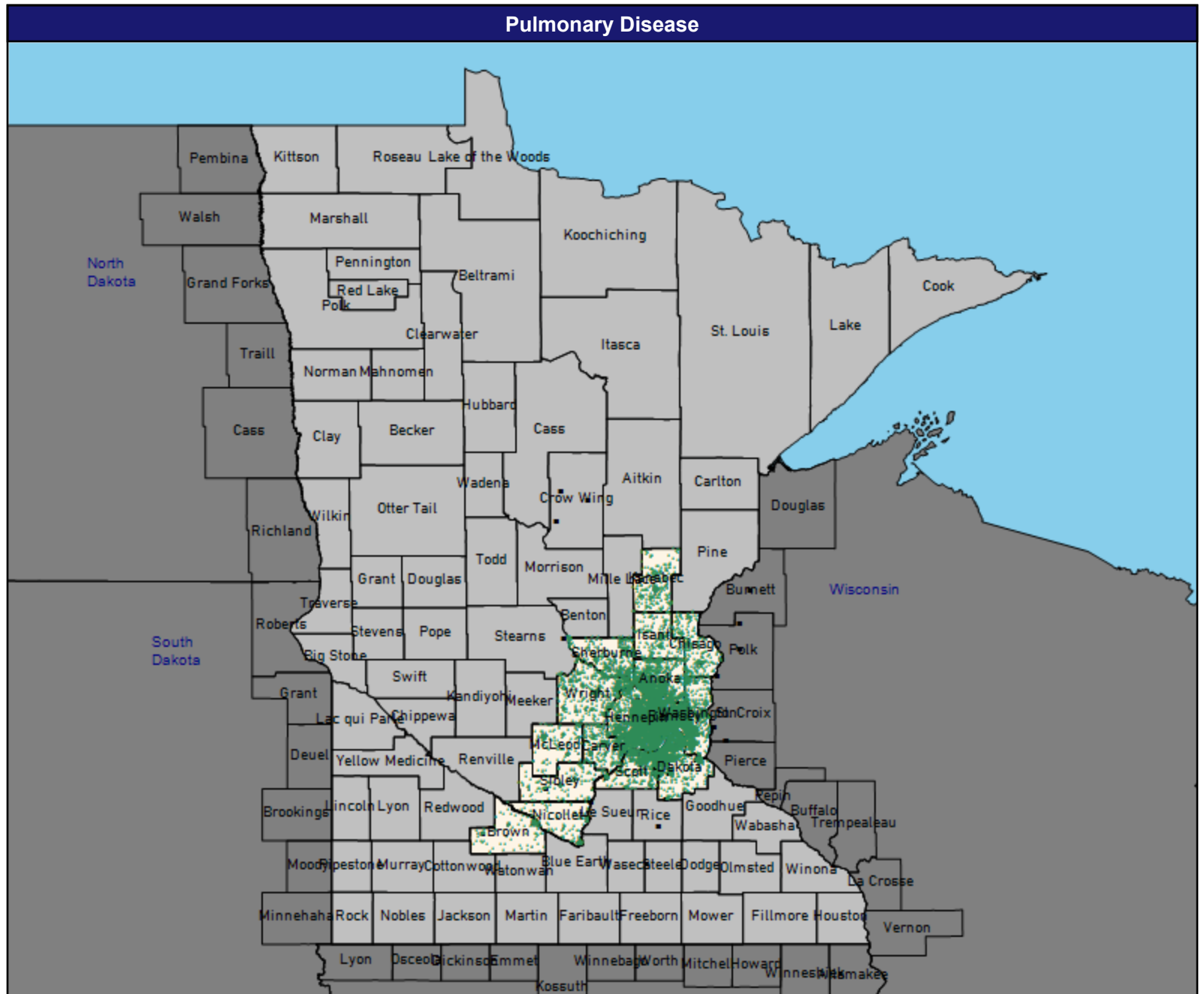
The Access Standard is defined as (National Proxy Census) employees accessing:

1 (Pulmonary Disease) provider in 60 miles or 60 minutes

Service Areas

□ Metro MN Service Area

67.13 miles



Access Detail By County SSA

July 1, 2024

Access Analysis
 Pulmonary Disease
 Employee / Provider Groups
 National Proxy Census
 Pulmonary Disease

¹ The Access Standard is defined as
 (National Proxy Census) employees
 accessing:
 1 (Pulmonary Disease) provider in 60
 miles or 60 minutes

All Employees									
State Name	County	County SSA	Employee	With Access ¹		Without Access ¹		Average Distance	Average Time
			#	#	%	#	%	1	1
Minnesota	Anoka	24010	1,740	1,740	100.0	0	0.0	4.0	4.9
	Brown	24070	135	135	100.0	0	0.0	6.7	7.3
	Carver	24090	795	795	100.0	0	0.0	5.0	5.6
	Chisago	24120	271	271	100.0	0	0.0	9.1	9.9
	Dakota	24180	1,818	1,818	100.0	0	0.0	2.8	3.6
	Hennepin	24260	5,098	5,098	100.0	0	0.0	2.5	3.9
	Isanti	24290	226	226	100.0	0	0.0	7.9	8.6
	Kanabec	24320	347	347	100.0	0	0.0	24.8	27.1
	McLeod	24420	199	199	100.0	0	0.0	20.9	22.7
	Nicollet	24510	161	161	100.0	0	0.0	14.8	16.1
	Ramsey	24610	2,586	2,586	100.0	0	0.0	2.0	3.2
	Scott	24690	601	601	100.0	0	0.0	5.5	6.1
	Sherburne	24700	498	498	100.0	0	0.0	10.9	11.8
	Sibley	24710	167	167	100.0	0	0.0	10.2	11.1
	Washington	24810	1,030	1,030	100.0	0	0.0	3.3	3.9
	Wright	24850	743	743	100.0	0	0.0	7.9	8.5
		Grand Totals		16,415	16,415	100.0	0	0.0	4.5

Geographic Service Map

July 1, 2024

Radiology and Nuclear Medicine

475 providers at 155 locations

■ All providers

Radiology and Nuclear Medicine

Employee Group

National Proxy Census

Provider Group

Radiology and Nuclear Medicine

16,415 employee locations

◆ With access (16,415)

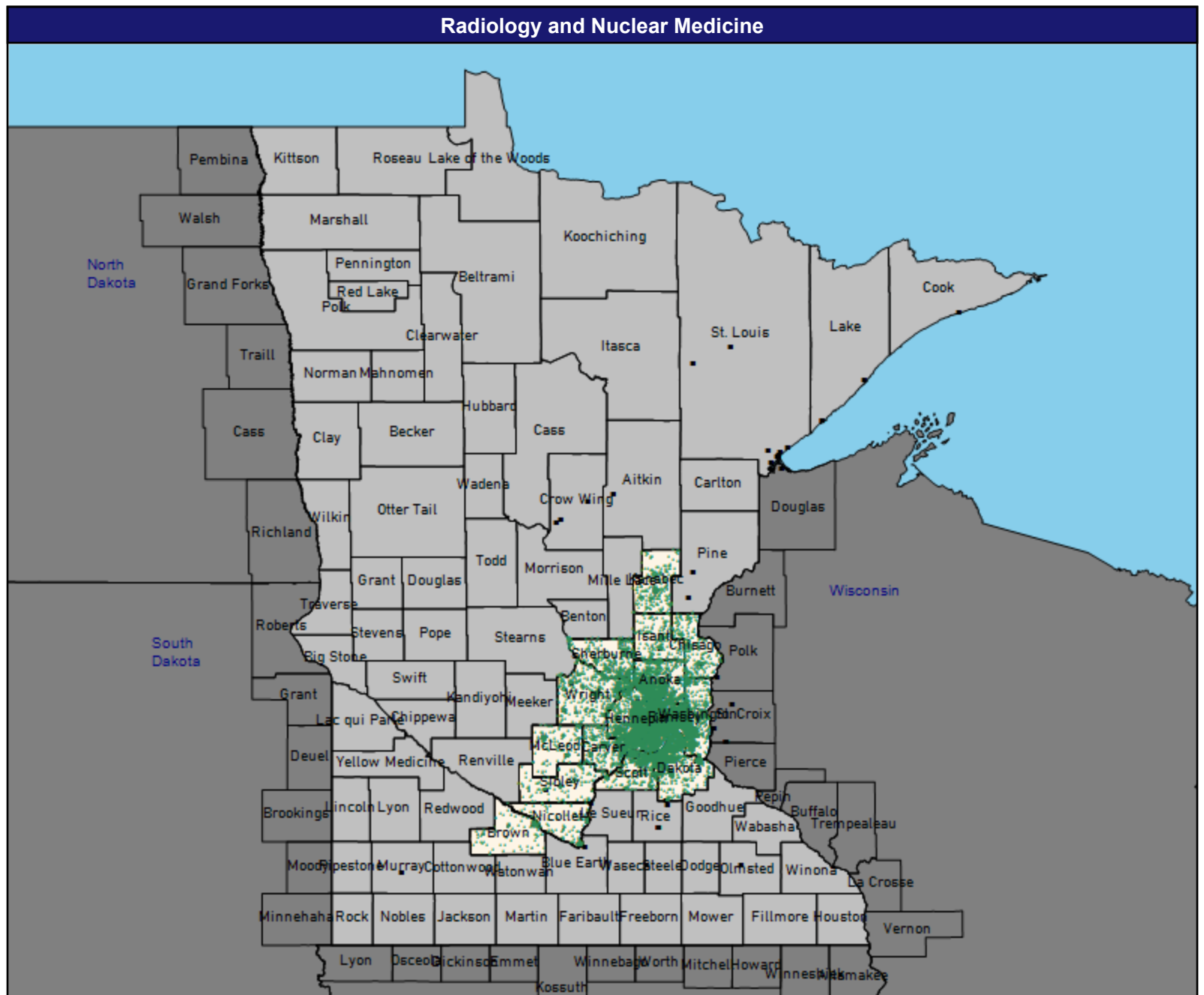

● Without access (0)

The Access Standard is defined as (National Proxy Census) employees accessing:

1 (Radiology and Nuclear Medicine) provider in 60 miles or 60 minutes

Service Areas

□ Metro MN Service Area



Access Detail By County SSA

July 1, 2024

Access Analysis
 Radiology and Nuclear Medicine
 Employee / Provider Groups
 National Proxy Census
 Radiology and Nuclear Medicine

¹ The Access Standard is defined as
 (National Proxy Census) employees
 accessing:
 1 (Radiology and Nuclear Medicine)
 provider in 60 miles or 60 minutes

All Employees									
State Name	County	County SSA	Employee	With Access ¹		Without Access ¹		Average Distance	Average Time
			#	#	%	#	%	1	1
Minnesota	Anoka	24010	1,740	1,740	100.0	0	0.0	4.1	5.3
	Brown	24070	135	135	100.0	0	0.0	11.7	12.7
	Carver	24090	795	795	100.0	0	0.0	5.2	5.8
	Chisago	24120	271	271	100.0	0	0.0	8.2	8.8
	Dakota	24180	1,818	1,818	100.0	0	0.0	2.8	3.5
	Hennepin	24260	5,098	5,098	100.0	0	0.0	2.5	3.8
	Isanti	24290	226	226	100.0	0	0.0	6.3	6.8
	Kanabec	24320	347	347	100.0	0	0.0	6.5	7.0
	McLeod	24420	199	199	100.0	0	0.0	11.7	12.8
	Nicollet	24510	161	161	100.0	0	0.0	8.6	9.3
	Ramsey	24610	2,586	2,586	100.0	0	0.0	2.2	3.6
	Scott	24690	601	601	100.0	0	0.0	4.0	4.5
	Sherburne	24700	498	498	100.0	0	0.0	10.9	11.8
	Sibley	24710	167	167	100.0	0	0.0	9.6	10.5
	Washington	24810	1,030	1,030	100.0	0	0.0	3.1	3.7
	Wright	24850	743	743	100.0	0	0.0	5.8	6.3
Grand Totals			16,415	16,415	100.0	0	0.0	3.8	4.9

Geographic Service Map

July 1, 2024

Reconstructive Surgery

30 providers at 55 locations

■ All providers

Reconstructive Surgery

Employee Group

National Proxy Census

Provider Group

Reconstructive Surgery

16,415 employee locations

◆ With access (16,342)

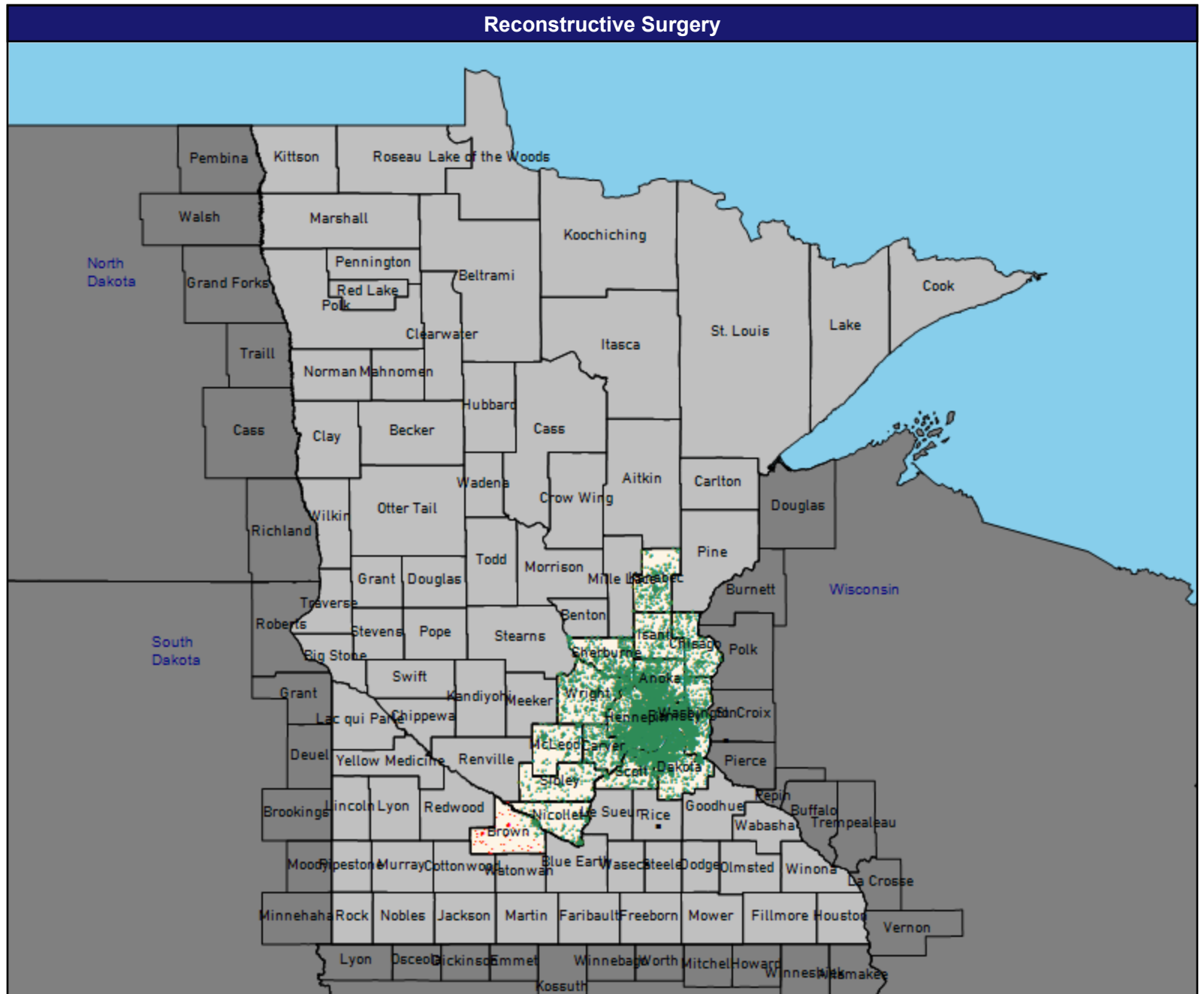

● Without access (73)

The Access Standard is defined as (National Proxy Census) employees accessing:

1 (Reconstructive Surgery) provider in 60 miles or 60 minutes

Service Areas

□ Metro MN Service Area



Access Detail By County SSA

July 1, 2024

Access Analysis
 Reconstructive Surgery
 Employee / Provider Groups
 National Proxy Census
 Reconstructive Surgery

¹ The Access Standard is defined as
 (National Proxy Census) employees
 accessing:
 1 (Reconstructive Surgery) provider in
 60 miles or 60 minutes

All Employees									
State Name	County	County SSA	Employee	With Access ¹		Without Access ¹		Average Distance	Average Time
			#	#	%	#	%	1	1
Minnesota	Anoka	24010	1,740	1,740	100.0	0	0.0	6.6	8.4
	Brown	24070	135	63	46.7	72	53.3	63.9	69.7
	Carver	24090	795	795	100.0	0	0.0	4.7	5.2
	Chisago	24120	271	271	100.0	0	0.0	14.2	15.5
	Dakota	24180	1,818	1,818	100.0	0	0.0	5.4	6.8
	Hennepin	24260	5,098	5,098	100.0	0	0.0	3.6	5.7
	Isanti	24290	226	226	100.0	0	0.0	8.1	8.8
	Kanabec	24320	347	347	100.0	0	0.0	24.8	27.1
	McLeod	24420	199	199	100.0	0	0.0	17.4	18.9
	Nicollet	24510	161	160	99.4	1	0.6	41.9	45.7
	Ramsey	24610	2,586	2,586	100.0	0	0.0	2.8	4.5
	Scott	24690	601	601	100.0	0	0.0	7.8	8.8
	Sherburne	24700	498	498	100.0	0	0.0	19.6	21.8
	Sibley	24710	167	167	100.0	0	0.0	30.6	33.4
	Washington	24810	1,030	1,030	100.0	0	0.0	7.8	9.6
	Wright	24850	743	743	100.0	0	0.0	9.9	11.0
	Grand Totals		16,415	16,342	99.6	73	0.4	7.2	9.0

Geographic Service Map

July 1, 2024

Rheumatology

23 providers at 59 locations

■ All providers

Rheumatology

Employee Group

National Proxy Census

Provider Group

Rheumatology

16,415 employee locations

◆ With access (16,295)

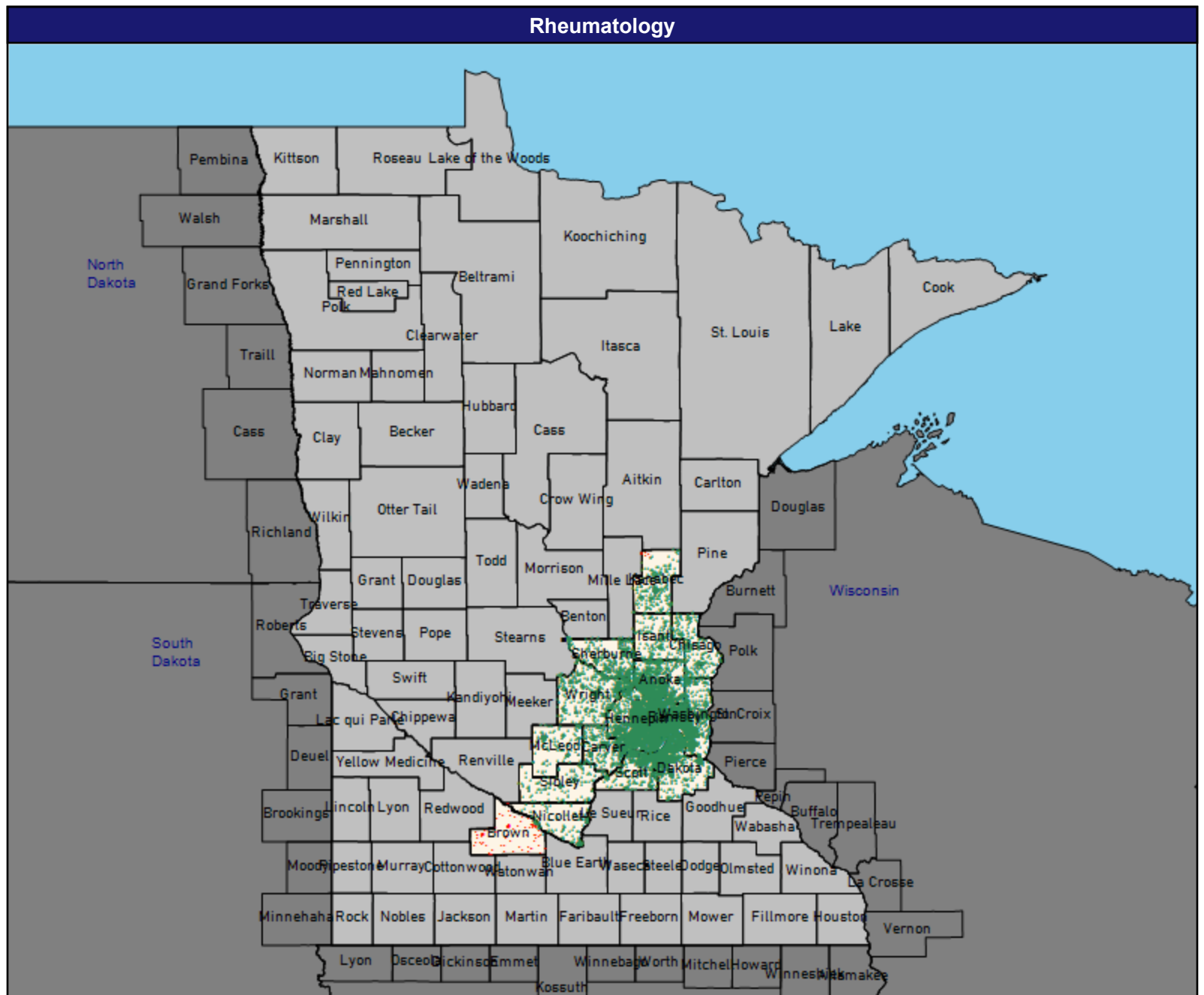

● Without access (120)

The Access Standard is defined as (National Proxy Census) employees accessing:

1 (Rheumatology) provider in 60 miles or 60 minutes

Service Areas

□ Metro MN Service Area



Access Detail By County SSA

July 1, 2024

Access Analysis
 Rheumatology
 Employee / Provider Groups
 National Proxy Census
 Rheumatology

¹ The Access Standard is defined as
 (National Proxy Census) employees
 accessing:
 1 (Rheumatology) provider in 60 miles
 or 60 minutes

All Employees									
State Name	County	County SSA	Employee	With Access ¹		Without Access ¹		Average Distance	Average Time
			#	#	%	#	%	1	1
Minnesota	Anoka	24010	1,740	1,740	100.0	0	0.0	4.4	5.4
	Brown	24070	135	22	16.3	113	83.7	67.9	74.0
	Carver	24090	795	795	100.0	0	0.0	5.2	5.8
	Chisago	24120	271	271	100.0	0	0.0	12.1	13.1
	Dakota	24180	1,818	1,818	100.0	0	0.0	3.6	4.7
	Hennepin	24260	5,098	5,098	100.0	0	0.0	2.7	4.2
	Isanti	24290	226	226	100.0	0	0.0	24.2	26.5
	Kanabec	24320	347	341	98.3	6	1.7	45.6	49.7
	McLeod	24420	199	199	100.0	0	0.0	25.4	27.7
	Nicollet	24510	161	160	99.4	1	0.6	46.6	50.8
	Ramsey	24610	2,586	2,586	100.0	0	0.0	2.4	3.8
	Scott	24690	601	601	100.0	0	0.0	7.2	7.9
	Sherburne	24700	498	498	100.0	0	0.0	8.9	9.6
	Sibley	24710	167	167	100.0	0	0.0	33.1	36.1
	Washington	24810	1,030	1,030	100.0	0	0.0	7.3	8.8
	Wright	24850	743	743	100.0	0	0.0	8.0	8.7
Grand Totals			16,415	16,295	99.3	120	0.7	6.8	8.2

Geographic Service Map

July 1, 2024

Substance Use Disorder (SUD) Inpatient

37 providers at 55 locations

■ All providers

Substance Use Disorder (SUD) Inpatient

Employee Group

National Proxy Census

Provider Group

Substance Use Disorder (SUD) Inpatient

16,415 employee locations

◆ With access (16,415)

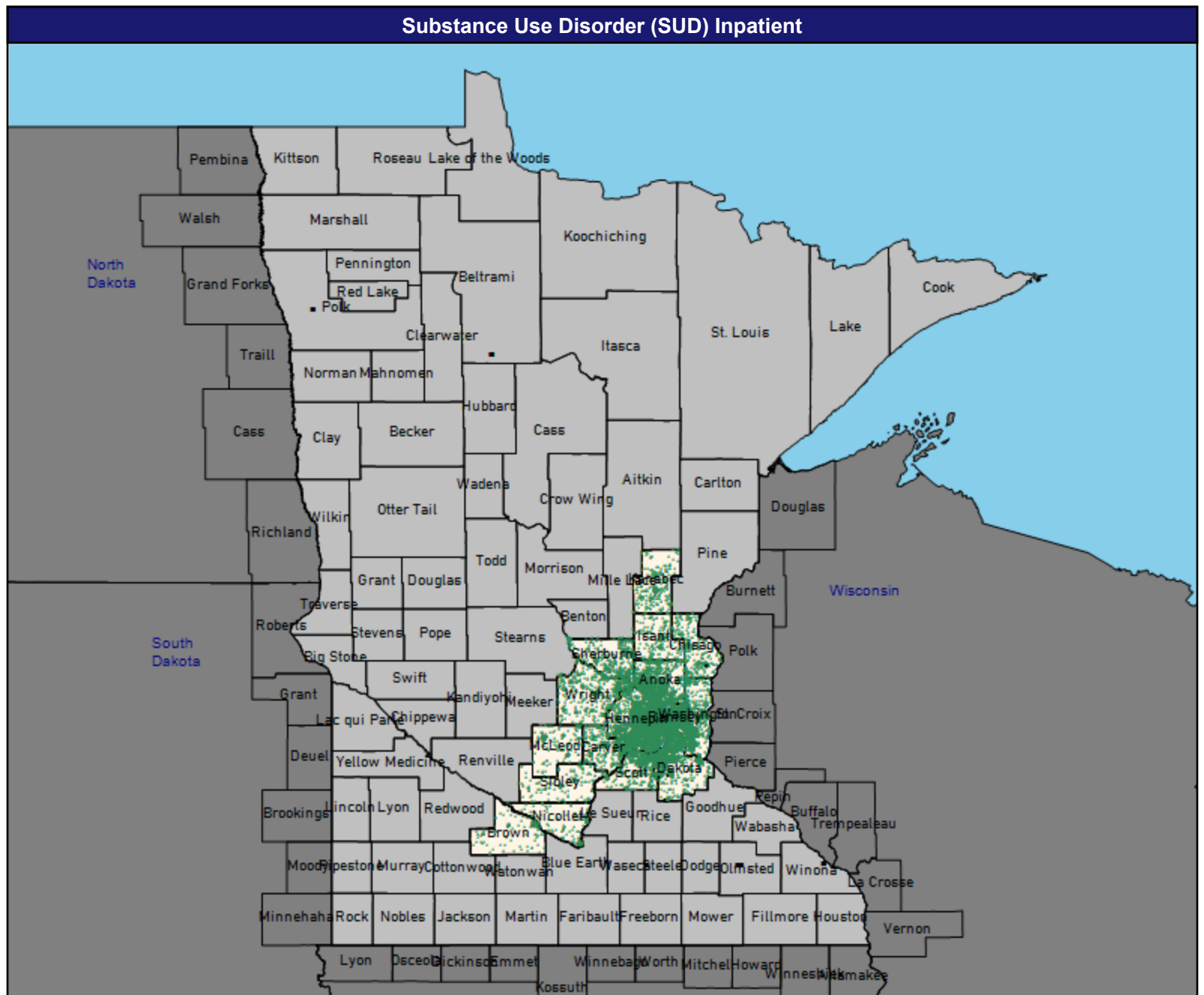
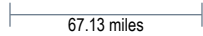
● Without access (0)

The Access Standard is defined as (National Proxy Census) employees accessing:

1 (Substance Use Disorder (SUD) Inpatient) provider in 60 miles or 60 minutes

Service Areas

□ Metro MN Service Area



Access Detail By County SSA

July 1, 2024

Access Analysis
 Substance Use Disorder (SUD)
 Inpatient
 Employee / Provider Groups
 National Proxy Census
 Substance Use Disorder (SUD)
 Inpatient

¹ The Access Standard is defined as
 (National Proxy Census) employees
 accessing:
 1 (Substance Use Disorder (SUD)
 Inpatient) provider in 60 miles or 60
 minutes

All Employees									
State Name	County	County SSA	Employee			Without Access ¹		Average Distance	Average Time
			#	#	%	#	%	1	1
Minnesota	Anoka	24010	1,740	1,740	100.0	0	0.0	8.9	12.0
	Brown	24070	135	135	100.0	0	0.0	11.7	12.7
	Carver	24090	795	795	100.0	0	0.0	7.7	8.5
	Chisago	24120	271	271	100.0	0	0.0	10.0	10.9
	Dakota	24180	1,818	1,818	100.0	0	0.0	4.0	5.2
	Hennepin	24260	5,098	5,098	100.0	0	0.0	3.9	5.8
	Isanti	24290	226	226	100.0	0	0.0	8.1	8.8
	Kanabec	24320	347	347	100.0	0	0.0	24.8	27.1
	McLeod	24420	199	199	100.0	0	0.0	32.3	35.2
	Nicollet	24510	161	161	100.0	0	0.0	22.3	24.3
	Ramsey	24610	2,586	2,586	100.0	0	0.0	3.0	4.9
	Scott	24690	601	601	100.0	0	0.0	8.4	9.6
	Sherburne	24700	498	498	100.0	0	0.0	27.7	31.3
	Sibley	24710	167	167	100.0	0	0.0	25.9	28.3
	Washington	24810	1,030	1,030	100.0	0	0.0	5.2	6.2
	Wright	24850	743	743	100.0	0	0.0	26.6	31.9
	Grand Totals			16,415	16,415	100.0	0	0.0	7.9

Geographic Service Map

July 1, 2024

Substance Use Disorder (SUD)
Outpatient

41 providers at 59 locations

■ All providers

Substance Use Disorder (SUD)
Outpatient

Employee Group

National Proxy Census

Provider Group

Substance Use Disorder (SUD)
Outpatient

16,415 employee locations

◆ With access (16,415)

● Without access (0)

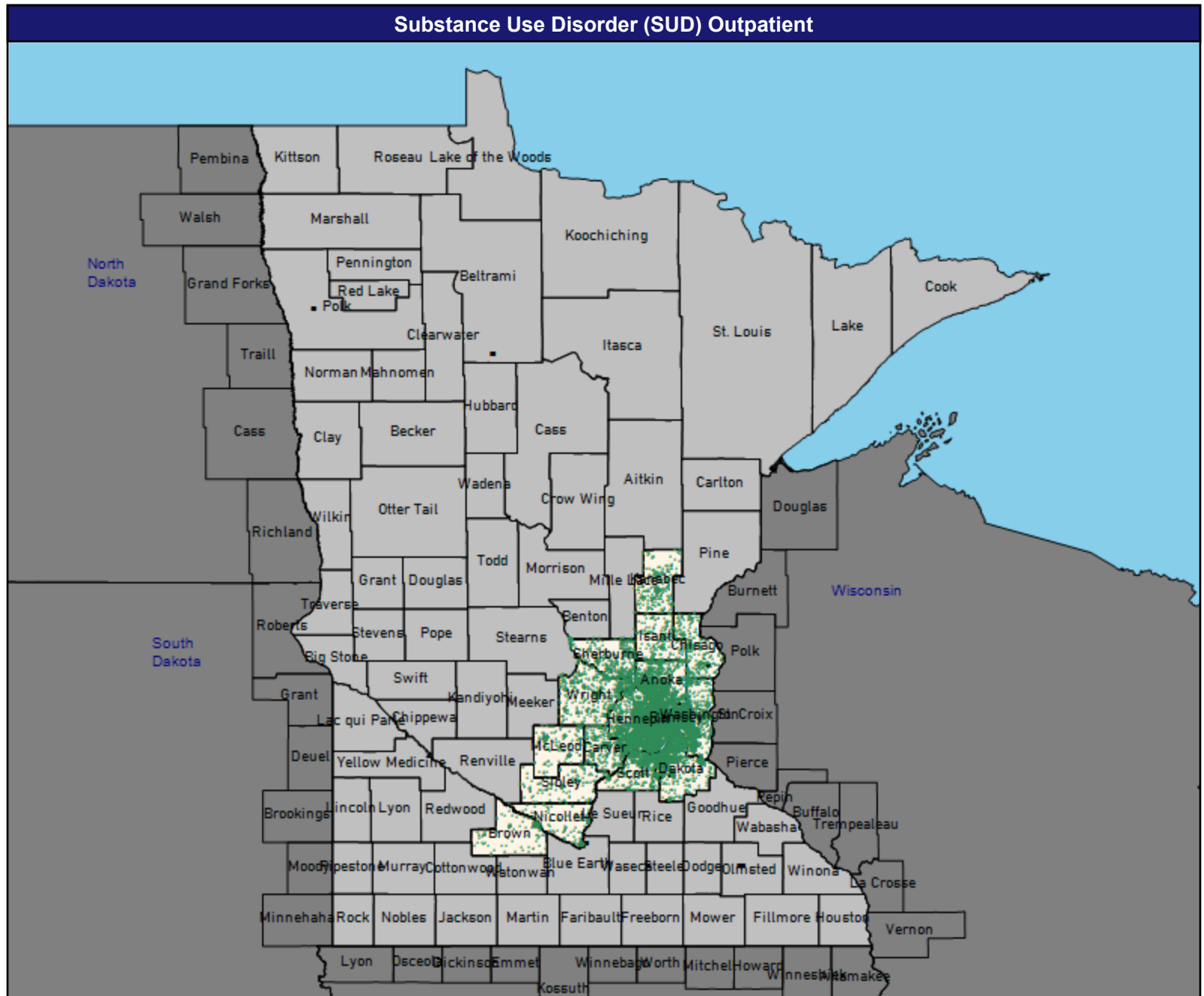
The Access Standard is defined as
(National Proxy Census) employees
accessing:

1 (Substance Use Disorder (SUD)
Outpatient) provider in 60 miles or 60
minutes

Service Areas

□ Metro MN Service Area

67.13 miles



Access Detail By County SSA

July 1, 2024

Access Analysis
 Substance Use Disorder (SUD)
 Outpatient
 Employee / Provider Groups
 National Proxy Census
 Substance Use Disorder (SUD)
 Outpatient

¹ The Access Standard is defined as
 (National Proxy Census) employees
 accessing:
 1 (Substance Use Disorder (SUD)
 Outpatient) provider in 60 miles or 60
 minutes

All Employees									
State Name	County	County SSA	Employee	With Access ¹		Without Access ¹		Average Distance	Average Time
			#	#	%	#	%	1	1
Minnesota	Anoka	24010	1,740	1,740	100.0	0	0.0	8.5	11.7
	Brown	24070	135	135	100.0	0	0.0	11.7	12.7
	Carver	24090	795	795	100.0	0	0.0	7.7	8.5
	Chisago	24120	271	271	100.0	0	0.0	10.0	10.9
	Dakota	24180	1,818	1,818	100.0	0	0.0	4.4	5.6
	Hennepin	24260	5,098	5,098	100.0	0	0.0	3.8	5.7
	Isanti	24290	226	226	100.0	0	0.0	8.1	8.8
	Kanabec	24320	347	347	100.0	0	0.0	24.8	27.1
	McLeod	24420	199	199	100.0	0	0.0	32.3	35.2
	Nicollet	24510	161	161	100.0	0	0.0	9.1	9.8
	Ramsey	24610	2,586	2,586	100.0	0	0.0	2.8	4.6
	Scott	24690	601	601	100.0	0	0.0	8.3	9.1
	Sherburne	24700	498	498	100.0	0	0.0	27.7	31.3
	Sibley	24710	167	167	100.0	0	0.0	24.9	27.2
	Washington	24810	1,030	1,030	100.0	0	0.0	6.0	7.3
	Wright	24850	743	743	100.0	0	0.0	26.6	31.9
	Grand Totals			16,415	16,415	100.0	0	0.0	7.7

Geographic Service Map

July 1, 2024

Thoracic Surgery

23 providers at 30 locations

■ All providers

Thoracic Surgery

Employee Group

National Proxy Census

Provider Group

Thoracic Surgery

16,415 employee locations

◆ With access (16,304)

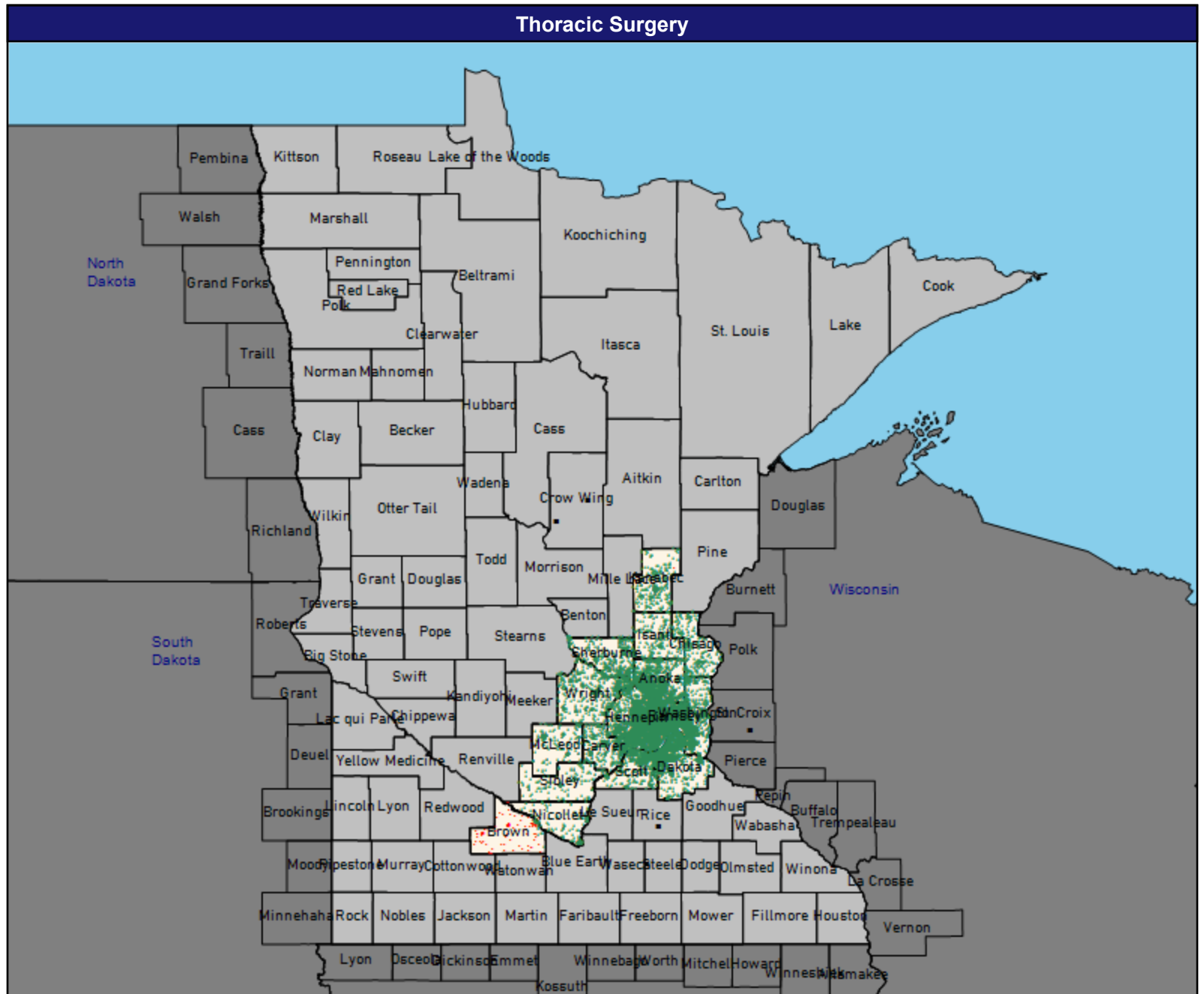

● Without access (111)

The Access Standard is defined as (National Proxy Census) employees accessing:

1 (Thoracic Surgery) provider in 60 miles or 60 minutes

Service Areas

□ Metro MN Service Area



Access Detail By County SSA

July 1, 2024

Access Analysis
 Thoracic Surgery
 Employee / Provider Groups
 National Proxy Census
 Thoracic Surgery

¹ The Access Standard is defined as
 (National Proxy Census) employees
 accessing:
 1 (Thoracic Surgery) provider in 60
 miles or 60 minutes

All Employees									
State Name	County	County SSA	Employee			Without Access ¹		Average Distance	Average Time
			#	#	%	#	%	1	1
Minnesota	Anoka	24010	1,740	1,740	100.0	0	0.0	7.2	9.5
	Brown	24070	135	26	19.3	109	80.7	67.4	73.4
	Carver	24090	795	795	100.0	0	0.0	5.4	6.0
	Chisago	24120	271	271	100.0	0	0.0	33.9	40.5
	Dakota	24180	1,818	1,818	100.0	0	0.0	6.9	8.8
	Hennepin	24260	5,098	5,098	100.0	0	0.0	4.6	7.0
	Isanti	24290	226	226	100.0	0	0.0	28.2	33.3
	Kanabec	24320	347	346	99.7	1	0.3	47.2	51.6
	McLeod	24420	199	199	100.0	0	0.0	25.4	27.7
	Nicollet	24510	161	160	99.4	1	0.6	42.6	46.5
	Ramsey	24610	2,586	2,586	100.0	0	0.0	3.8	6.3
	Scott	24690	601	601	100.0	0	0.0	8.9	10.0
	Sherburne	24700	498	498	100.0	0	0.0	12.8	14.0
	Sibley	24710	167	167	100.0	0	0.0	33.1	36.1
	Washington	24810	1,030	1,030	100.0	0	0.0	9.3	11.5
	Wright	24850	743	743	100.0	0	0.0	16.3	17.8
	Grand Totals			16,415	16,304	99.3	111	0.7	9.4

Geographic Service Map

July 1, 2024

Urology

62 providers at 59 locations

■ All providers

Urology

Employee Group

National Proxy Census

Provider Group

Urology

16,415 employee locations

◆ With access (16,415)

● Without access (0)

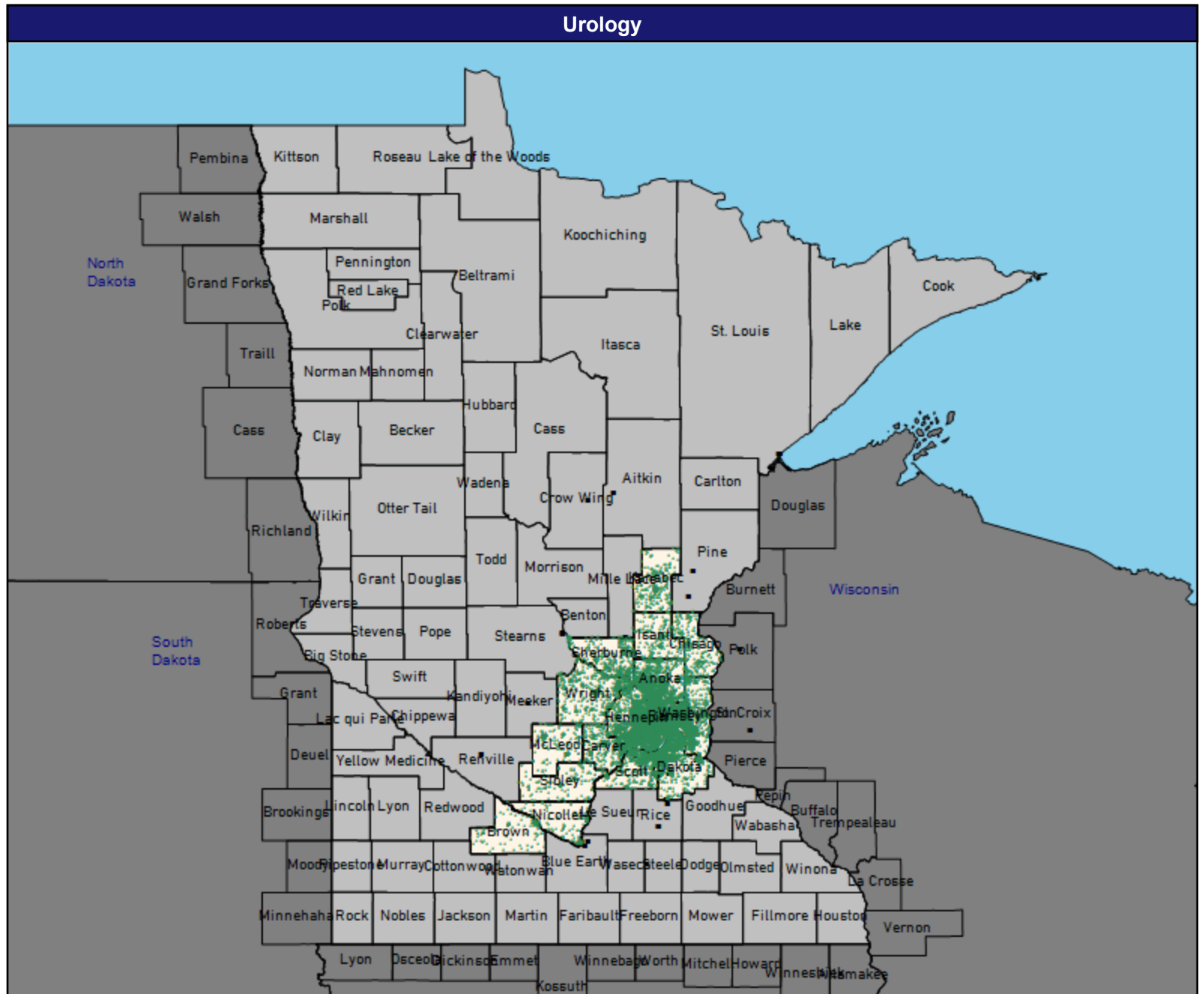
The Access Standard is defined as (National Proxy Census) employees accessing:

1 (Urology) provider in 60 miles or 60 minutes

Service Areas

□ Metro MN Service Area

67.13 miles



Access Detail By County SSA

July 1, 2024

Access Analysis
 Urology
 Employee / Provider Groups
 National Proxy Census
 Urology

¹ The Access Standard is defined as
 (National Proxy Census) employees
 accessing:
 1 (Urology) provider in 60 miles or 60
 minutes

All Employees									
State Name	County	County SSA	Employee			Without Access ¹		Average Distance	Average Time
			#	#	%	#	%	1	1
Minnesota	Anoka	24010	1,740	1,740	100.0	0	0.0	6.9	9.0
	Brown	24070	135	135	100.0	0	0.0	31.1	33.9
	Carver	24090	795	795	100.0	0	0.0	7.4	8.4
	Chisago	24120	271	271	100.0	0	0.0	13.3	14.5
	Dakota	24180	1,818	1,818	100.0	0	0.0	4.4	6.1
	Hennepin	24260	5,098	5,098	100.0	0	0.0	3.6	5.5
	Isanti	24290	226	226	100.0	0	0.0	7.6	8.2
	Kanabec	24320	347	347	100.0	0	0.0	6.4	7.0
	McLeod	24420	199	199	100.0	0	0.0	12.3	13.4
	Nicollet	24510	161	161	100.0	0	0.0	7.6	8.3
	Ramsey	24610	2,586	2,586	100.0	0	0.0	2.9	4.8
	Scott	24690	601	601	100.0	0	0.0	7.2	8.0
	Sherburne	24700	498	498	100.0	0	0.0	9.3	10.1
	Sibley	24710	167	167	100.0	0	0.0	18.1	19.7
	Washington	24810	1,030	1,030	100.0	0	0.0	8.3	10.2
	Wright	24850	743	743	100.0	0	0.0	9.6	10.6
Grand Totals			16,415	16,415	100.0	0	0.0	5.8	7.4

Geographic Service Map

July 1, 2024

Vascular Surgery

38 providers at 139 locations

■ All providers

Vascular Surgery

Employee Group

National Proxy Census

Provider Group

Vascular Surgery

16,415 employee locations

◆ With access (16,415)

● Without access (0)

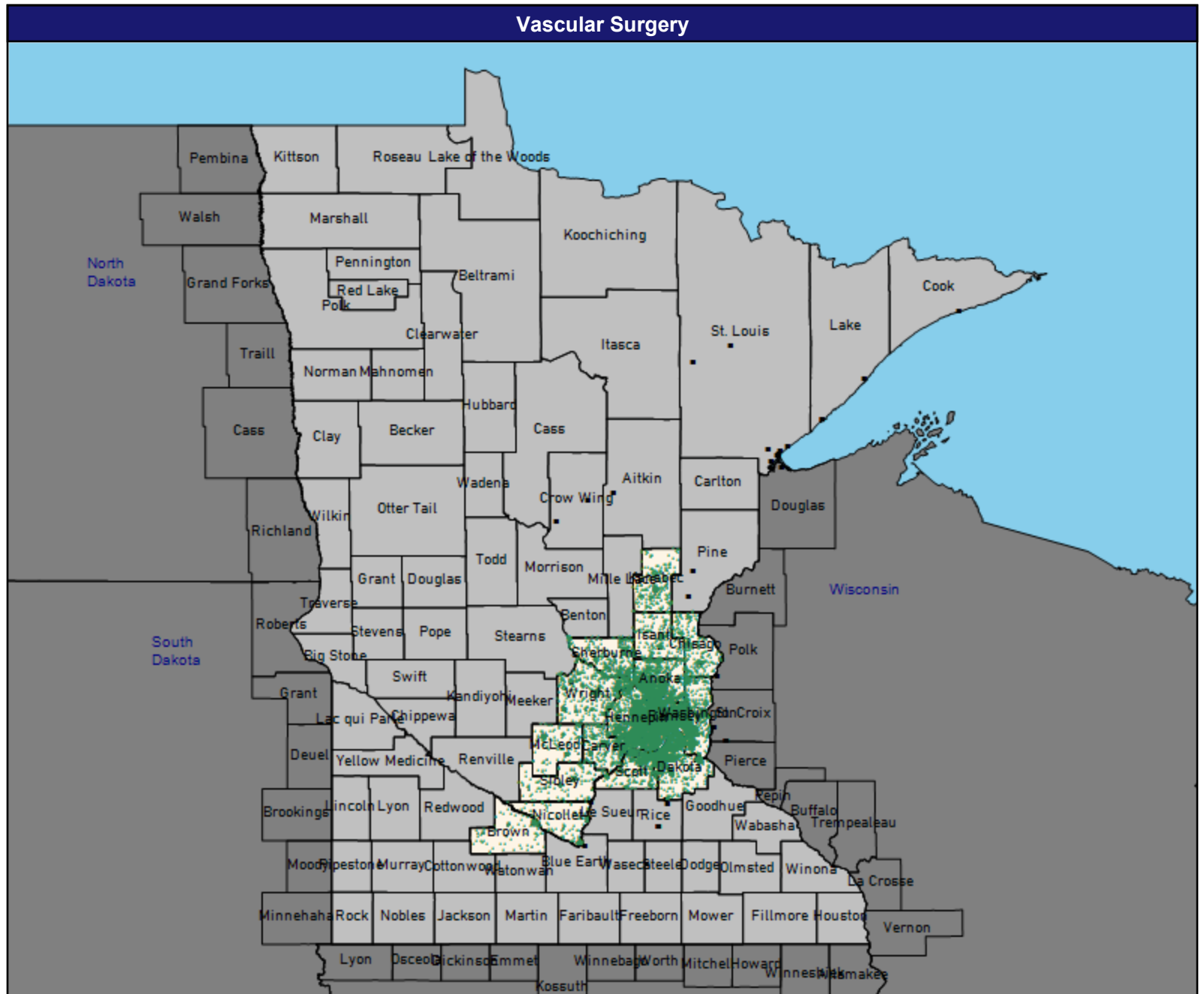
The Access Standard is defined as (National Proxy Census) employees accessing:

1 (Vascular Surgery) provider in 60 miles or 60 minutes

Service Areas

□ Metro MN Service Area

67.13 miles



Access Detail By County SSA

July 1, 2024

Access Analysis
 Vascular Surgery
 Employee / Provider Groups
 National Proxy Census
 Vascular Surgery

¹ The Access Standard is defined as
 (National Proxy Census) employees
 accessing:
 1 (Vascular Surgery) provider in 60
 miles or 60 minutes

All Employees									
State Name	County	County SSA	Employee	With Access ¹		Without Access ¹		Average Distance	Average Time
			#	#	%	#	%	1	1
Minnesota	Anoka	24010	1,740	1,740	100.0	0	0.0	4.3	5.6
	Brown	24070	135	135	100.0	0	0.0	11.7	12.7
	Carver	24090	795	795	100.0	0	0.0	5.2	5.8
	Chisago	24120	271	271	100.0	0	0.0	8.2	8.8
	Dakota	24180	1,818	1,818	100.0	0	0.0	2.9	3.7
	Hennepin	24260	5,098	5,098	100.0	0	0.0	3.1	4.8
	Isanti	24290	226	226	100.0	0	0.0	6.3	6.8
	Kanabec	24320	347	347	100.0	0	0.0	6.5	7.0
	McLeod	24420	199	199	100.0	0	0.0	12.0	13.1
	Nicollet	24510	161	161	100.0	0	0.0	8.7	9.5
	Ramsey	24610	2,586	2,586	100.0	0	0.0	2.3	3.7
	Scott	24690	601	601	100.0	0	0.0	4.0	4.5
	Sherburne	24700	498	498	100.0	0	0.0	10.9	11.8
	Sibley	24710	167	167	100.0	0	0.0	9.8	10.7
	Washington	24810	1,030	1,030	100.0	0	0.0	3.1	3.7
	Wright	24850	743	743	100.0	0	0.0	5.8	6.3
		Grand Totals		16,415	16,415	100.0	0	0.0	4.1

Geographic Service Map

July 1, 2024

Home Health Care Agency

17 providers at 16 locations

■ All providers

Service Areas

□ Metro MN Service Area

67.13 miles

