

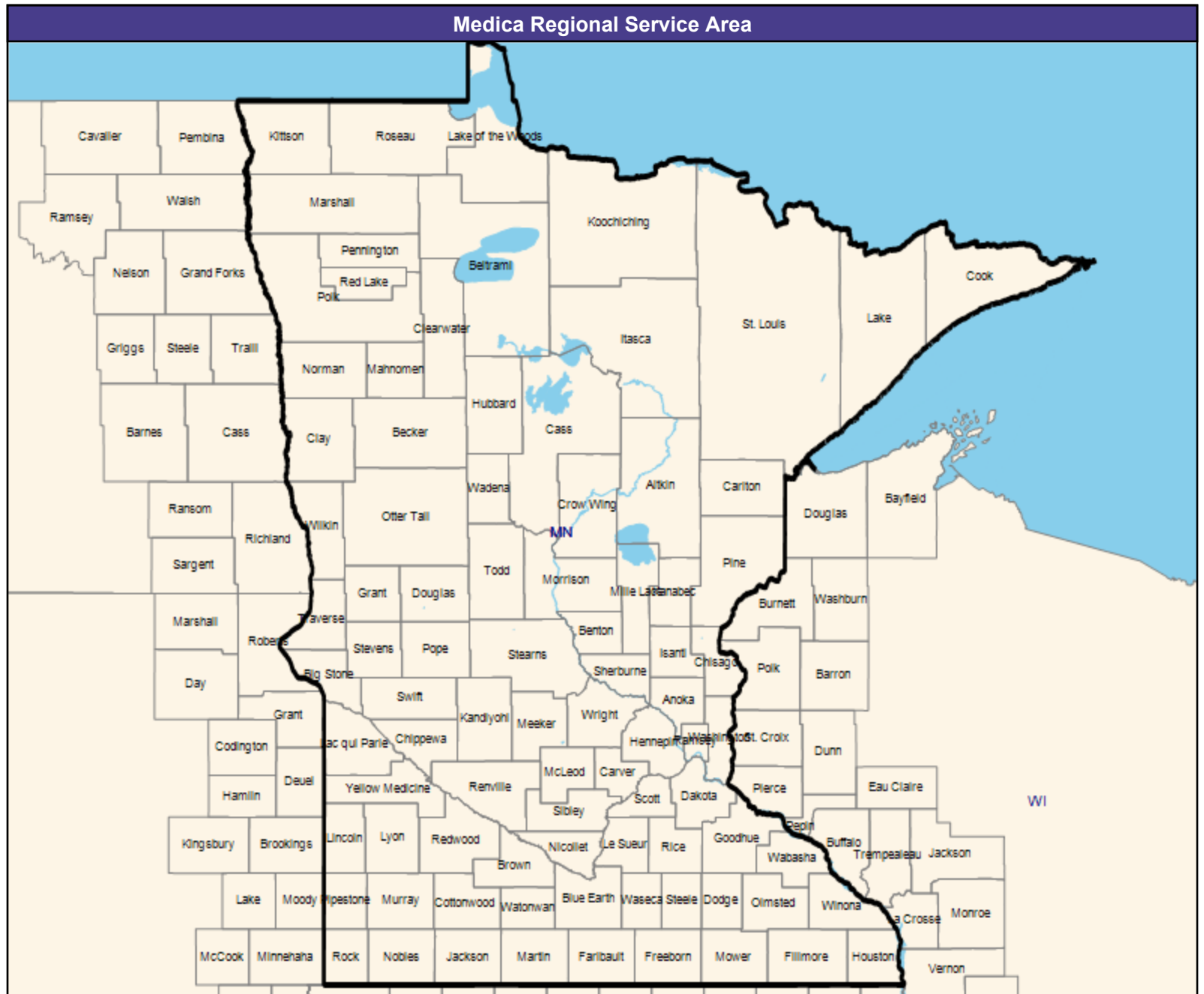
# Service Area Map/Medica Applause/MNN011

July 1, 2024

Created by...  
Medica

Service Areas  
 Medica Applause MNN011

62.17 miles



# General Hospital Facilities/Medica Applause/MNN011

July 1, 2024

Created by...  
Medica

Medica Applause MNN011 General Hospital Facilities

188 providers at 193 locations

■ All providers

General Hospital Facilities

Employee Group

National Proxy Census (Medica Applause MNN011)

Provider Group

Medica Applause MNN011 General Hospital Facilities (Medica Regional Service Area)

35,677 eligible locations

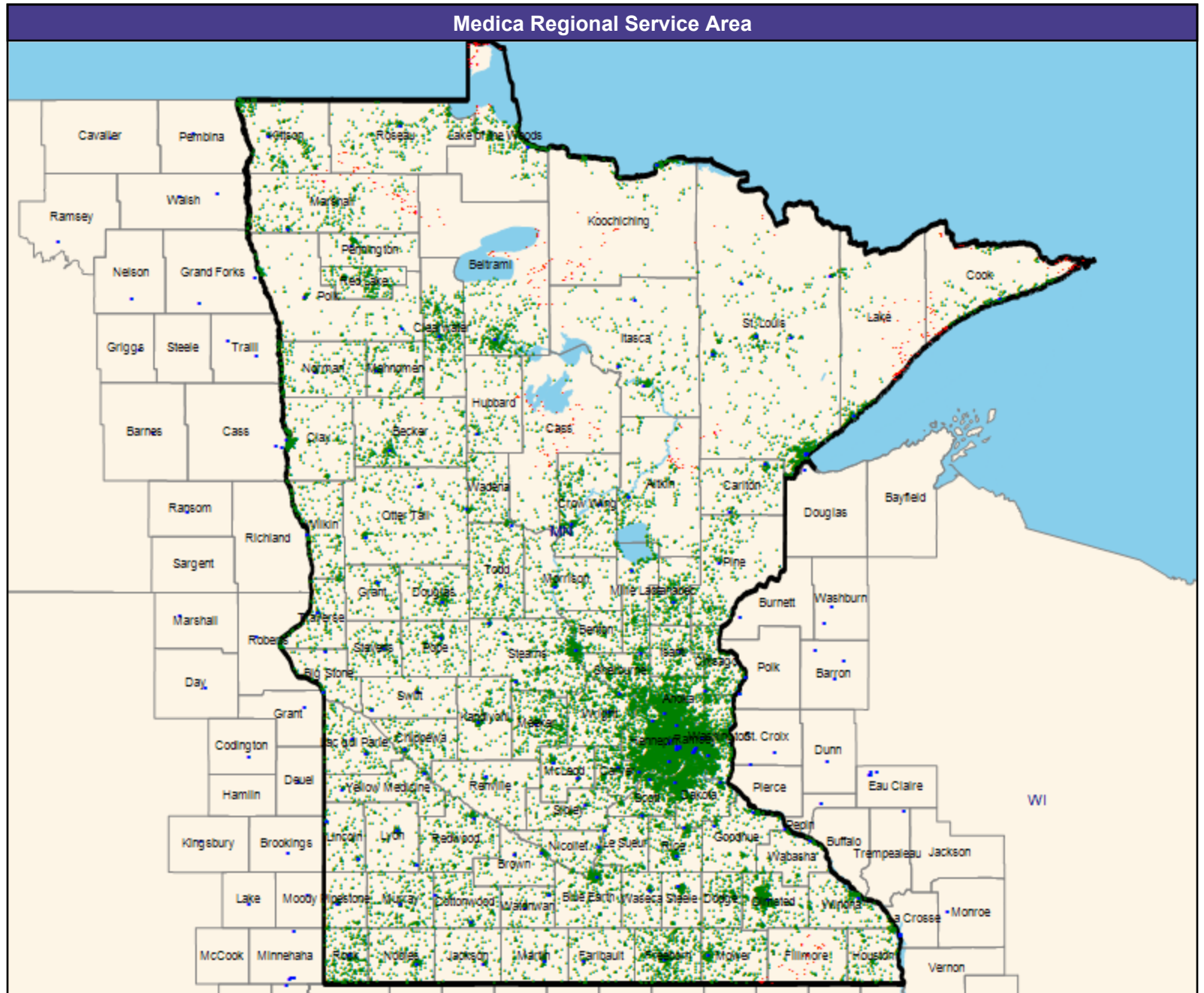
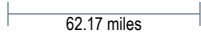
◆ With access (35,212)

● Without access (465)

The Access Standard is defined as (National Proxy Census (Medica Applause MNN011)) eligibles accessing:  
1 (Medica Applause MNN011 General Hospital Facilities (Medica Regional Service Area)) provider in 30 miles or 30 minutes

Service Areas

□ Medica Applause MNN011



# Access Detail By County

July 1, 2024

Created by...  
Medica

Access Analysis  
General Hospital Facilities  
Eligible / Provider Groups  
National Proxy Census (Medica  
Applause MNN011)  
Medica Applause MNN011 General  
Hospital Facilities (Medica Regional  
Service Area)

All Eligibles										
State Abbr	County	Eligible	Provider	Counts	With Access		Without Access		Average Distance	Average Time
		#	Standard	#	#	%	#	%	1	1
MN	Aitkin	287	1 in 30 miles or 30 mins	1	264	92.0	23	8.0	15.9	17.3
	Anoka	1,740	1 in 30 miles or 30 mins	2	1,740	100.0	0	0.0	6.6	8.7
	Becker	364	1 in 30 miles or 30 mins	1	363	99.7	1	0.3	10.8	11.7
	Beltrami	450	1 in 30 miles or 30 mins	1	405	90.0	45	10.0	12.9	14.1
	Benton	243	1 in 30 miles or 30 mins	0	243	100.0	0	0.0	9.0	10.5
	Big Stone	101	1 in 30 miles or 30 mins	2	101	100.0	0	0.0	6.5	7.1
	Blue Earth	347	1 in 30 miles or 30 mins	1	347	100.0	0	0.0	7.0	7.6
	Brown	135	1 in 30 miles or 30 mins	2	135	100.0	0	0.0	6.3	6.8
	Carlton	180	1 in 30 miles or 30 mins	2	180	100.0	0	0.0	7.0	7.6
	Carver	795	1 in 30 miles or 30 mins	2	795	100.0	0	0.0	5.5	6.1
	Cass	144	1 in 30 miles or 30 mins	0	91	63.2	53	36.8	25.2	27.5
	Chippewa	266	1 in 30 miles or 30 mins	1	266	100.0	0	0.0	6.5	7.0
	Chisago	271	1 in 30 miles or 30 mins	1	271	100.0	0	0.0	10.2	11.1
	Clay	324	1 in 30 miles or 30 mins	0	324	100.0	0	0.0	9.6	10.7
	Clearwater	387	1 in 30 miles or 30 mins	1	387	100.0	0	0.0	10.6	11.5
	Cook	212	1 in 30 miles or 30 mins	1	152	71.7	60	28.3	20.4	22.2
	Cottonwood	255	1 in 30 miles or 30 mins	2	255	100.0	0	0.0	7.1	7.7
	Crow Wing	348	1 in 30 miles or 30 mins	2	347	99.7	1	0.3	10.7	11.6
	Dakota	1,818	1 in 30 miles or 30 mins	3	1,818	100.0	0	0.0	6.2	8.1
	Dodge	218	1 in 30 miles or 30 mins	0	218	100.0	0	0.0	18.4	20.0
	Douglas	191	1 in 30 miles or 30 mins	1	191	100.0	0	0.0	7.8	8.4
	Faribault	151	1 in 30 miles or 30 mins	1	151	100.0	0	0.0	13.1	14.2
	Fillmore	112	1 in 30 miles or 30 mins	0	81	72.3	31	27.7	26.9	29.3
	Freeborn	668	1 in 30 miles or 30 mins	1	668	100.0	0	0.0	7.5	8.2
	Goodhue	227	1 in 30 miles or 30 mins	3	227	100.0	0	0.0	9.2	10.0
	Grant	127	1 in 30 miles or 30 mins	1	127	100.0	0	0.0	10.8	11.8
	Hennepin	5,098	1 in 30 miles or 30 mins	10	5,098	100.0	0	0.0	4.8	7.3
	Houston	192	1 in 30 miles or 30 mins	0	192	100.0	0	0.0	16.2	17.6
	Hubbard	110	1 in 30 miles or 30 mins	1	106	96.4	4	3.6	12.3	13.3
	Isanti	226	1 in 30 miles or 30 mins	1	226	100.0	0	0.0	7.4	8.1
	Itasca	216	1 in 30 miles or 30 mins	3	214	99.1	2	0.9	11.2	12.2
	Jackson	107	1 in 30 miles or 30 mins	1	107	100.0	0	0.0	8.7	9.4
	Kanabec	347	1 in 30 miles or 30 mins	1	347	100.0	0	0.0	6.4	6.9
	Kandiyohi	231	1 in 30 miles or 30 mins	1	231	100.0	0	0.0	7.4	8.0
	Kittson	356	1 in 30 miles or 30 mins	1	349	98.0	7	2.0	16.0	17.5
	Koochiching	219	1 in 30 miles or 30 mins	1	187	85.4	32	14.6	13.9	15.1
	Lac qui Parle	265	1 in 30 miles or 30 mins	2	265	100.0	0	0.0	5.8	6.2
	Lake	213	1 in 30 miles or 30 mins	1	148	69.5	65	30.5	15.9	17.3
	Lake of the Woods	339	1 in 30 miles or 30 mins	1	288	85.0	51	15.0	17.4	18.9
	Le Sueur	145	1 in 30 miles or 30 mins	1	145	100.0	0	0.0	8.7	9.4

# Access Detail By County

July 1, 2024

Created by...  
Medica

Access Analysis  
General Hospital Facilities  
Eligible / Provider Groups  
National Proxy Census (Medica Applause MNN011)  
Medica Applause MNN011 General Hospital Facilities (Medica Regional Service Area)

All Eligibles										
State Abbr	County	Eligible	Provider	Counts	With Access		Without Access		Average Distance	Average Time
		#	Standard	#	#	%	#	%	1	1
MN	Lincoln	118	1 in 30 miles or 30 mins	2	118	100.0	0	0.0	7.4	8.0
	Lyon	136	1 in 30 miles or 30 mins	2	136	100.0	0	0.0	5.8	6.3
	Mahnomen	220	1 in 30 miles or 30 mins	1	220	100.0	0	0.0	10.1	11.0
	Marshall	388	1 in 30 miles or 30 mins	1	336	86.6	52	13.4	17.8	19.4
	Martin	200	1 in 30 miles or 30 mins	1	200	100.0	0	0.0	7.8	8.4
	McLeod	199	1 in 30 miles or 30 mins	2	199	100.0	0	0.0	6.1	6.6
	Meeker	512	1 in 30 miles or 30 mins	1	512	100.0	0	0.0	8.7	9.4
	Mille Lacs	305	1 in 30 miles or 30 mins	1	305	100.0	0	0.0	10.5	11.4
	Morrison	187	1 in 30 miles or 30 mins	1	187	100.0	0	0.0	10.4	11.3
	Mower	458	1 in 30 miles or 30 mins	1	449	98.0	9	2.0	8.5	9.3
	Murray	321	1 in 30 miles or 30 mins	1	321	100.0	0	0.0	8.8	9.5
	Nicollet	161	1 in 30 miles or 30 mins	1	161	100.0	0	0.0	5.7	6.2
	Nobles	268	1 in 30 miles or 30 mins	1	268	100.0	0	0.0	8.2	8.9
	Norman	286	1 in 30 miles or 30 mins	1	286	100.0	0	0.0	11.2	12.2
	Olmsted	706	1 in 30 miles or 30 mins	1	706	100.0	0	0.0	6.8	7.5
	Otter Tail	302	1 in 30 miles or 30 mins	3	302	100.0	0	0.0	11.3	12.2
	Pennington	145	1 in 30 miles or 30 mins	1	145	100.0	0	0.0	6.3	6.8
	Pine	298	1 in 30 miles or 30 mins	1	298	100.0	0	0.0	11.6	12.6
	Pipestone	106	1 in 30 miles or 30 mins	1	106	100.0	0	0.0	6.7	7.2
	Polk	156	1 in 30 miles or 30 mins	2	156	100.0	0	0.0	9.7	10.5
	Pope	232	1 in 30 miles or 30 mins	1	232	100.0	0	0.0	7.9	8.5
	Ramsey	2,586	1 in 30 miles or 30 mins	8	2,586	100.0	0	0.0	3.4	5.5
	Red Lake	346	1 in 30 miles or 30 mins	0	346	100.0	0	0.0	19.0	20.7
	Redwood	335	1 in 30 miles or 30 mins	1	335	100.0	0	0.0	10.5	11.4
	Renville	157	1 in 30 miles or 30 mins	1	157	100.0	0	0.0	10.3	11.2
	Rice	308	1 in 30 miles or 30 mins	1	308	100.0	0	0.0	5.5	5.9
	Rock	440	1 in 30 miles or 30 mins	1	440	100.0	0	0.0	6.8	7.3
	Roseau	347	1 in 30 miles or 30 mins	1	334	96.3	13	3.7	15.4	16.8
	Scott	601	1 in 30 miles or 30 mins	2	601	100.0	0	0.0	6.3	7.2
	Sherburne	498	1 in 30 miles or 30 mins	1	498	100.0	0	0.0	9.0	9.9
	Sibley	167	1 in 30 miles or 30 mins	1	167	100.0	0	0.0	10.0	10.9
	St. Louis	919	1 in 30 miles or 30 mins	8	904	98.4	15	1.6	7.6	8.8
	Stearns	798	1 in 30 miles or 30 mins	4	798	100.0	0	0.0	8.0	9.1
	Steele	191	1 in 30 miles or 30 mins	1	191	100.0	0	0.0	6.6	7.2
	Stevens	199	1 in 30 miles or 30 mins	1	199	100.0	0	0.0	6.7	7.3
	Swift	102	1 in 30 miles or 30 mins	2	102	100.0	0	0.0	6.1	6.6
	Todd	286	1 in 30 miles or 30 mins	2	286	100.0	0	0.0	9.3	10.2
	Traverse	259	1 in 30 miles or 30 mins	1	259	100.0	0	0.0	7.1	7.7
	Wabasha	104	1 in 30 miles or 30 mins	1	104	100.0	0	0.0	10.2	11.1
	Wadena	167	1 in 30 miles or 30 mins	0	167	100.0	0	0.0	9.4	10.2

**Access Detail By County**

July 1, 2024

Created by...  
Medica

Access Analysis  
General Hospital Facilities  
Eligible / Provider Groups  
National Proxy Census (Medica Applause MNN011)  
Medica Applause MNN011 General Hospital Facilities (Medica Regional Service Area)

All Eligibles										
State Abbr	County	Eligible	Provider	Counts	With Access		Without Access		Average Distance	Average Time
		#	Standard	#	#	%	#	%	1	1
MN	Waseca	106	1 in 30 miles or 30 mins	1	106	100.0	0	0.0	7.3	7.9
	Washington	1,030	1 in 30 miles or 30 mins	1	1,030	100.0	0	0.0	7.2	8.8
	Watonwan	131	1 in 30 miles or 30 mins	2	131	100.0	0	0.0	5.8	6.3
	Wilkin	282	1 in 30 miles or 30 mins	1	281	99.6	1	0.4	11.7	12.8
	Winona	247	1 in 30 miles or 30 mins	1	247	100.0	0	0.0	9.2	10.0
	Wright	743	1 in 30 miles or 30 mins	2	743	100.0	0	0.0	9.7	10.7
	Yellow Medicine	199	1 in 30 miles or 30 mins	2	199	100.0	0	0.0	8.0	8.7
	Grand Totals	35,677	1 in 30 miles or 30 mins	131	35,212	98.7	465	1.3	8.2	9.5

# Emergency Medicine Providers/Medica Applause/MNN011

July 1, 2024

Created by...  
Medica

Medica Applause MNN011 Emergency  
Medicine Providers

4,288 providers at 192 locations

- All providers

Emergency Medicine Providers

Employee Group

National Proxy Census (Medica  
Applause MNN011)

Provider Group

Medica Applause MNN011 Emergency  
Medicine Providers (Medica Regional  
Service Area)

35,677 eligible locations

- ◆ With access (35,125)
- Without access (552)

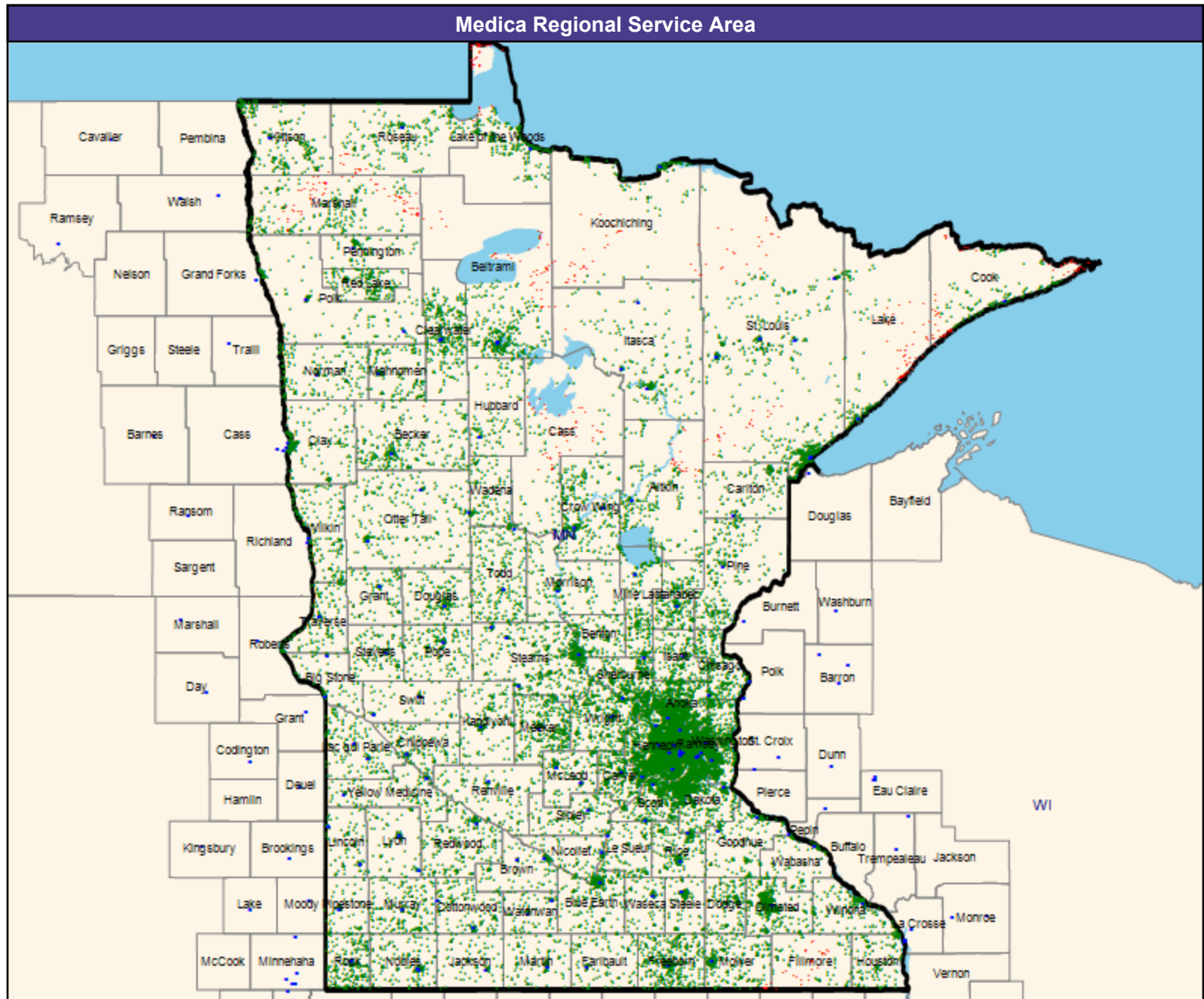
The Access Standard is defined as  
(National Proxy Census (Medica  
Applause MNN011)) eligibles accessing:

1 (Medica Applause MNN011  
Emergency Medicine Providers  
(Medica Regional Service Area))  
provider in 30 miles or 30 minutes

Service Areas

- Medica Applause MNN011

62.17 miles



# Access Detail By County

July 1, 2024

Created by...  
Medica

Access Analysis  
Emergency Medicine Providers  
Eligible / Provider Groups  
National Proxy Census (Medica Applause MNN011)  
Medica Applause MNN011  
Emergency Medicine Providers (Medica Regional Service Area)

All Eligibles										
State Abbr	County	Eligible	Provider	Counts	With Access		Without Access		Average Distance	Average Time
		#	Standard	#	#	%	#	%	1	1
MN	Aitkin	287	1 in 30 miles or 30 mins	32	264	92.0	23	8.0	15.9	17.3
	Anoka	1,740	1 in 30 miles or 30 mins	13	1,740	100.0	0	0.0	6.6	8.7
	Becker	364	1 in 30 miles or 30 mins	42	363	99.7	1	0.3	10.8	11.7
	Beltrami	450	1 in 30 miles or 30 mins	121	405	90.0	45	10.0	12.8	13.9
	Benton	243	1 in 30 miles or 30 mins	0	243	100.0	0	0.0	9.0	10.5
	Big Stone	101	1 in 30 miles or 30 mins	17	101	100.0	0	0.0	6.5	7.1
	Blue Earth	347	1 in 30 miles or 30 mins	111	347	100.0	0	0.0	7.0	7.6
	Brown	135	1 in 30 miles or 30 mins	43	135	100.0	0	0.0	6.3	6.8
	Carlton	180	1 in 30 miles or 30 mins	76	180	100.0	0	0.0	15.6	16.9
	Carver	795	1 in 30 miles or 30 mins	103	795	100.0	0	0.0	5.5	6.1
	Cass	144	1 in 30 miles or 30 mins	0	91	63.2	53	36.8	25.2	27.4
	Chippewa	266	1 in 30 miles or 30 mins	45	266	100.0	0	0.0	6.5	7.0
	Chisago	271	1 in 30 miles or 30 mins	41	271	100.0	0	0.0	10.2	11.1
	Clay	324	1 in 30 miles or 30 mins	0	324	100.0	0	0.0	9.3	10.5
	Clearwater	387	1 in 30 miles or 30 mins	18	387	100.0	0	0.0	10.4	11.3
	Cook	212	1 in 30 miles or 30 mins	73	152	71.7	60	28.3	20.4	22.2
	Cottonwood	255	1 in 30 miles or 30 mins	36	255	100.0	0	0.0	7.1	7.7
	Crow Wing	348	1 in 30 miles or 30 mins	97	347	99.7	1	0.3	10.7	11.6
	Dakota	1,818	1 in 30 miles or 30 mins	108	1,818	100.0	0	0.0	10.0	13.3
	Dodge	218	1 in 30 miles or 30 mins	0	218	100.0	0	0.0	18.4	20.0
	Douglas	191	1 in 30 miles or 30 mins	37	191	100.0	0	0.0	7.8	8.4
	Faribault	151	1 in 30 miles or 30 mins	56	151	100.0	0	0.0	13.1	14.2
	Fillmore	112	1 in 30 miles or 30 mins	0	81	72.3	31	27.7	26.9	29.3
	Freeborn	668	1 in 30 miles or 30 mins	145	668	100.0	0	0.0	7.5	8.2
	Goodhue	227	1 in 30 miles or 30 mins	408	227	100.0	0	0.0	9.2	10.0
	Grant	127	1 in 30 miles or 30 mins	6	127	100.0	0	0.0	10.8	11.8
	Hennepin	5,098	1 in 30 miles or 30 mins	979	5,098	100.0	0	0.0	4.1	6.3
	Houston	192	1 in 30 miles or 30 mins	0	192	100.0	0	0.0	16.2	17.6
	Hubbard	110	1 in 30 miles or 30 mins	51	109	99.1	1	0.9	12.2	13.2
	Isanti	226	1 in 30 miles or 30 mins	15	226	100.0	0	0.0	7.4	8.1
	Itasca	216	1 in 30 miles or 30 mins	145	214	99.1	2	0.9	11.2	12.2
	Jackson	107	1 in 30 miles or 30 mins	5	107	100.0	0	0.0	8.7	9.4
	Kanabec	347	1 in 30 miles or 30 mins	119	347	100.0	0	0.0	6.4	6.9
	Kandiyohi	231	1 in 30 miles or 30 mins	86	231	100.0	0	0.0	7.4	8.0
	Kittson	356	1 in 30 miles or 30 mins	1	349	98.0	7	2.0	16.0	17.5
	Koochiching	219	1 in 30 miles or 30 mins	18	185	84.5	34	15.5	14.0	15.2
	Lac qui Parle	265	1 in 30 miles or 30 mins	30	265	100.0	0	0.0	5.8	6.2
	Lake	213	1 in 30 miles or 30 mins	87	148	69.5	65	30.5	15.9	17.3
	Lake of the Woods	339	1 in 30 miles or 30 mins	15	288	85.0	51	15.0	17.4	18.9
	Le Sueur	145	1 in 30 miles or 30 mins	124	145	100.0	0	0.0	8.7	9.4

# Access Detail By County

July 1, 2024

Created by...  
Medica

Access Analysis  
Emergency Medicine Providers

Eligible / Provider Groups  
National Proxy Census (Medica Applause MNN011)  
Medica Applause MNN011  
Emergency Medicine Providers (Medica Regional Service Area)

All Eligibles										
State Abbr	County	Eligible	Provider	Counts	With Access		Without Access		Average Distance	Average Time
		#	Standard	#	#	%	#	%	1	1
MN	Lincoln	118	1 in 30 miles or 30 mins	11	118	100.0	0	0.0	7.4	8.0
	Lyon	136	1 in 30 miles or 30 mins	52	136	100.0	0	0.0	5.8	6.3
	Mahnomen	220	1 in 30 miles or 30 mins	18	220	100.0	0	0.0	10.1	11.0
	Marshall	388	1 in 30 miles or 30 mins	0	279	71.9	109	28.1	26.0	28.4
	Martin	200	1 in 30 miles or 30 mins	89	200	100.0	0	0.0	7.8	8.4
	McLeod	199	1 in 30 miles or 30 mins	34	199	100.0	0	0.0	6.1	6.6
	Meeker	512	1 in 30 miles or 30 mins	69	512	100.0	0	0.0	8.7	9.4
	Mille Lacs	305	1 in 30 miles or 30 mins	42	305	100.0	0	0.0	10.5	11.4
	Morrison	187	1 in 30 miles or 30 mins	35	187	100.0	0	0.0	10.4	11.3
	Mower	458	1 in 30 miles or 30 mins	148	449	98.0	9	2.0	8.5	9.3
	Murray	321	1 in 30 miles or 30 mins	29	321	100.0	0	0.0	8.8	9.5
	Nicollet	161	1 in 30 miles or 30 mins	30	161	100.0	0	0.0	5.7	6.2
	Nobles	268	1 in 30 miles or 30 mins	33	268	100.0	0	0.0	7.9	8.6
	Norman	286	1 in 30 miles or 30 mins	15	286	100.0	0	0.0	12.1	13.2
	Olmsted	706	1 in 30 miles or 30 mins	59	706	100.0	0	0.0	6.8	7.5
	Otter Tail	302	1 in 30 miles or 30 mins	197	302	100.0	0	0.0	11.3	12.2
	Pennington	145	1 in 30 miles or 30 mins	73	145	100.0	0	0.0	6.3	6.8
	Pine	298	1 in 30 miles or 30 mins	72	298	100.0	0	0.0	11.6	12.6
	Pipestone	106	1 in 30 miles or 30 mins	46	106	100.0	0	0.0	6.6	7.2
	Polk	156	1 in 30 miles or 30 mins	40	156	100.0	0	0.0	10.1	10.9
	Pope	232	1 in 30 miles or 30 mins	32	232	100.0	0	0.0	7.9	8.5
	Ramsey	2,586	1 in 30 miles or 30 mins	438	2,586	100.0	0	0.0	3.4	5.6
	Red Lake	346	1 in 30 miles or 30 mins	0	346	100.0	0	0.0	19.0	20.7
	Redwood	335	1 in 30 miles or 30 mins	60	335	100.0	0	0.0	10.5	11.4
	Renville	157	1 in 30 miles or 30 mins	52	157	100.0	0	0.0	10.3	11.2
	Rice	308	1 in 30 miles or 30 mins	75	308	100.0	0	0.0	5.5	5.9
	Rock	440	1 in 30 miles or 30 mins	22	440	100.0	0	0.0	6.7	7.3
	Roseau	347	1 in 30 miles or 30 mins	50	334	96.3	13	3.7	15.4	16.8
	Scott	601	1 in 30 miles or 30 mins	108	601	100.0	0	0.0	7.2	8.2
	Sherburne	498	1 in 30 miles or 30 mins	36	498	100.0	0	0.0	9.0	9.9
	Sibley	167	1 in 30 miles or 30 mins	60	167	100.0	0	0.0	10.0	10.9
	St. Louis	919	1 in 30 miles or 30 mins	449	873	95.0	46	5.0	8.9	10.4
	Stearns	798	1 in 30 miles or 30 mins	223	798	100.0	0	0.0	8.0	9.1
	Steele	191	1 in 30 miles or 30 mins	105	191	100.0	0	0.0	6.5	7.1
	Stevens	199	1 in 30 miles or 30 mins	15	199	100.0	0	0.0	6.7	7.3
	Swift	102	1 in 30 miles or 30 mins	32	102	100.0	0	0.0	6.1	6.6
	Todd	286	1 in 30 miles or 30 mins	134	286	100.0	0	0.0	9.3	10.2
	Traverse	259	1 in 30 miles or 30 mins	2	259	100.0	0	0.0	7.1	7.7
	Wabasha	104	1 in 30 miles or 30 mins	32	104	100.0	0	0.0	10.2	11.1
	Wadena	167	1 in 30 miles or 30 mins	0	167	100.0	0	0.0	9.4	10.2



# Access Detail By County

July 1, 2024

Created by...  
Medica

Access Analysis  
Emergency Medicine Providers  
Eligible / Provider Groups  
National Proxy Census (Medica Applause MNN011)  
Medica Applause MNN011  
Emergency Medicine Providers (Medica Regional Service Area)

All Eligibles										
State Abbr	County	Eligible	Provider	Counts	With Access		Without Access		Average Distance	Average Time
		#	Standard	#	#	%	#	%	1	1
MN	Waseca	106	1 in 30 miles or 30 mins	67	106	100.0	0	0.0	7.3	7.9
	Washington	1,030	1 in 30 miles or 30 mins	166	1,030	100.0	0	0.0	7.2	8.8
	Watsonwan	131	1 in 30 miles or 30 mins	60	131	100.0	0	0.0	5.8	6.3
	Wilkin	282	1 in 30 miles or 30 mins	25	281	99.6	1	0.4	11.4	12.5
	Winona	247	1 in 30 miles or 30 mins	50	247	100.0	0	0.0	9.1	9.9
	Wright	743	1 in 30 miles or 30 mins	122	743	100.0	0	0.0	9.7	10.7
	Yellow Medicine	199	1 in 30 miles or 30 mins	21	199	100.0	0	0.0	8.0	8.7
Grand Totals		35,677	1 in 30 miles or 30 mins	6,831	35,125	98.5	552	1.5	8.4	9.9

### Primary Care Providers/Medica Applause/MNN011

July 1, 2024

Created by...  
Medica

Medica Applause MNN011 Primary Care Providers

14,934 providers at 1,626 locations

■ All providers

Primary Care Providers

Employee Group

National Proxy Census (Medica Applause MNN011)

Provider Group

Medica Applause MNN011 Primary Care Providers (Medica Regional Service Area)

35,677 eligible locations

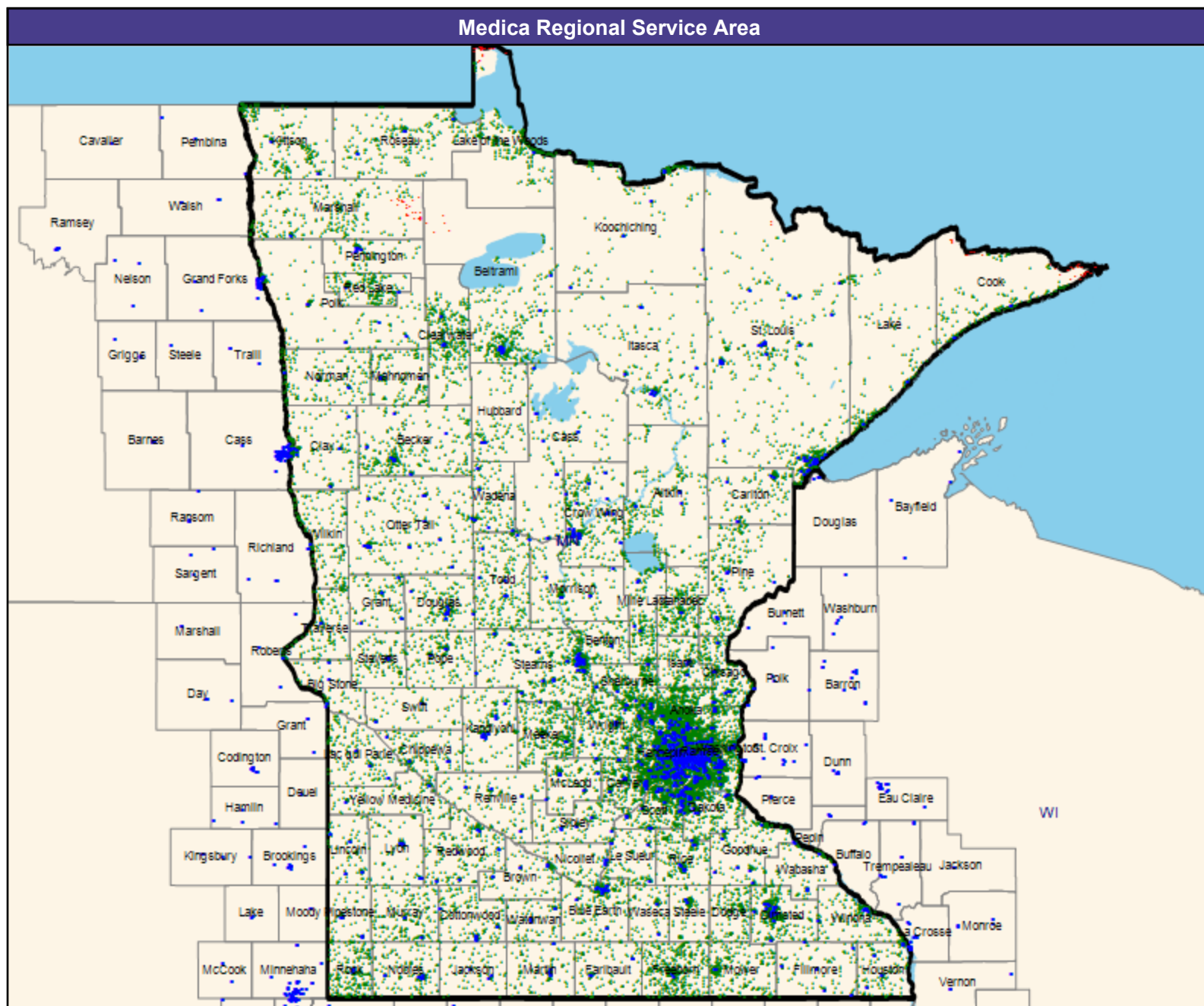
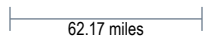
◆ With access (35,576)

● Without access (101)

The Access Standard is defined as (National Proxy Census (Medica Applause MNN011) eligibles accessing: 1 (Medica Applause MNN011 Primary Care Providers (Medica Regional Service Area)) provider in 30 miles or 30 minutes

Service Areas

□ Medica Applause MNN011



# Access Detail By County

July 1, 2024

Created by...  
Medica

Access Analysis  
Primary Care Providers  
Eligible / Provider Groups  
National Proxy Census (Medica  
Applause MNN011)  
Medica Applause MNN011 Primary  
Care Providers (Medica Regional  
Service Area)

All Eligibles										
State Abbr	County	Eligible	Provider	Counts	With Access		Without Access		Average Distance	Average Time
		#	Standard	#	#	%	#	%	1	1
MN	Aitkin	287	1 in 30 miles or 30 mins	234	287	100.0	0	0.0	9.5	10.3
	Anoka	1,740	1 in 30 miles or 30 mins	2,192	1,740	100.0	0	0.0	3.0	3.7
	Becker	364	1 in 30 miles or 30 mins	350	364	100.0	0	0.0	6.1	6.6
	Beltrami	450	1 in 30 miles or 30 mins	660	445	98.9	5	1.1	7.4	8.1
	Benton	243	1 in 30 miles or 30 mins	211	243	100.0	0	0.0	4.2	4.5
	Big Stone	101	1 in 30 miles or 30 mins	57	101	100.0	0	0.0	5.4	5.8
	Blue Earth	347	1 in 30 miles or 30 mins	1,028	347	100.0	0	0.0	3.6	3.9
	Brown	135	1 in 30 miles or 30 mins	411	135	100.0	0	0.0	3.8	4.1
	Carlton	180	1 in 30 miles or 30 mins	203	180	100.0	0	0.0	5.0	5.4
	Carver	795	1 in 30 miles or 30 mins	1,076	795	100.0	0	0.0	2.3	2.6
	Cass	144	1 in 30 miles or 30 mins	371	144	100.0	0	0.0	7.2	7.8
	Chippewa	266	1 in 30 miles or 30 mins	163	266	100.0	0	0.0	3.9	4.2
	Chisago	271	1 in 30 miles or 30 mins	2,030	271	100.0	0	0.0	3.9	4.2
	Clay	324	1 in 30 miles or 30 mins	378	324	100.0	0	0.0	3.0	3.3
	Clearwater	387	1 in 30 miles or 30 mins	98	387	100.0	0	0.0	6.8	7.4
	Cook	212	1 in 30 miles or 30 mins	35	178	84.0	34	16.0	15.6	17.0
	Cottonwood	255	1 in 30 miles or 30 mins	141	255	100.0	0	0.0	4.0	4.4
	Crow Wing	348	1 in 30 miles or 30 mins	1,246	348	100.0	0	0.0	4.1	4.4
	Dakota	1,818	1 in 30 miles or 30 mins	4,503	1,818	100.0	0	0.0	1.8	2.2
	Dodge	218	1 in 30 miles or 30 mins	0	218	100.0	0	0.0	10.6	11.5
	Douglas	191	1 in 30 miles or 30 mins	445	191	100.0	0	0.0	4.2	4.5
	Faribault	151	1 in 30 miles or 30 mins	65	151	100.0	0	0.0	7.3	7.9
	Fillmore	112	1 in 30 miles or 30 mins	309	112	100.0	0	0.0	4.5	4.9
	Freeborn	668	1 in 30 miles or 30 mins	664	668	100.0	0	0.0	6.4	6.9
	Goodhue	227	1 in 30 miles or 30 mins	1,042	227	100.0	0	0.0	3.8	4.1
	Grant	127	1 in 30 miles or 30 mins	103	127	100.0	0	0.0	4.4	4.8
	Hennepin	5,098	1 in 30 miles or 30 mins	16,381	5,098	100.0	0	0.0	1.0	1.5
	Houston	192	1 in 30 miles or 30 mins	106	192	100.0	0	0.0	3.9	4.2
	Hubbard	110	1 in 30 miles or 30 mins	177	110	100.0	0	0.0	9.0	9.7
	Isanti	226	1 in 30 miles or 30 mins	275	226	100.0	0	0.0	5.4	5.8
	Itasca	216	1 in 30 miles or 30 mins	465	216	100.0	0	0.0	8.5	9.2
	Jackson	107	1 in 30 miles or 30 mins	56	107	100.0	0	0.0	5.7	6.1
	Kanabec	347	1 in 30 miles or 30 mins	203	347	100.0	0	0.0	5.8	6.3
	Kandiyohi	231	1 in 30 miles or 30 mins	442	231	100.0	0	0.0	4.4	4.7
	Kittson	356	1 in 30 miles or 30 mins	28	356	100.0	0	0.0	11.2	12.2
	Koochiching	219	1 in 30 miles or 30 mins	173	219	100.0	0	0.0	7.3	7.9
	Lac qui Parle	265	1 in 30 miles or 30 mins	91	265	100.0	0	0.0	4.8	5.2
	Lake	213	1 in 30 miles or 30 mins	62	213	100.0	0	0.0	7.0	7.5
	Lake of the Woods	339	1 in 30 miles or 30 mins	27	310	91.4	29	8.6	13.6	14.8
	Le Sueur	145	1 in 30 miles or 30 mins	120	145	100.0	0	0.0	4.6	5.0

# Access Detail By County

July 1, 2024

Created by...  
Medica

Access Analysis  
Primary Care Providers  
Eligible / Provider Groups  
National Proxy Census (Medica Applause MNN011)  
Medica Applause MNN011 Primary Care Providers (Medica Regional Service Area)

All Eligibles										
State Abbr	County	Eligible	Provider	Counts	With Access		Without Access		Average Distance	Average Time
		#	Standard	#	#	%	#	%	1	1
MN	Lincoln	118	1 in 30 miles or 30 mins	113	118	100.0	0	0.0	3.8	4.1
	Lyon	136	1 in 30 miles or 30 mins	345	136	100.0	0	0.0	5.2	5.7
	Mahnomen	220	1 in 30 miles or 30 mins	91	220	100.0	0	0.0	6.2	6.8
	Marshall	388	1 in 30 miles or 30 mins	21	357	92.0	31	8.0	14.9	16.2
	Martin	200	1 in 30 miles or 30 mins	232	200	100.0	0	0.0	6.0	6.5
	McLeod	199	1 in 30 miles or 30 mins	381	199	100.0	0	0.0	3.2	3.5
	Meeker	512	1 in 30 miles or 30 mins	198	512	100.0	0	0.0	5.2	5.6
	Mille Lacs	305	1 in 30 miles or 30 mins	157	305	100.0	0	0.0	4.2	4.6
	Morrison	187	1 in 30 miles or 30 mins	463	187	100.0	0	0.0	6.0	6.6
	Mower	458	1 in 30 miles or 30 mins	676	458	100.0	0	0.0	6.4	7.0
	Murray	321	1 in 30 miles or 30 mins	57	321	100.0	0	0.0	6.1	6.6
	Nicollet	161	1 in 30 miles or 30 mins	278	161	100.0	0	0.0	3.8	4.1
	Nobles	268	1 in 30 miles or 30 mins	282	268	100.0	0	0.0	4.9	5.3
	Norman	286	1 in 30 miles or 30 mins	84	286	100.0	0	0.0	5.7	6.2
	Olmsted	706	1 in 30 miles or 30 mins	962	706	100.0	0	0.0	2.3	2.6
	Otter Tail	302	1 in 30 miles or 30 mins	922	302	100.0	0	0.0	5.1	5.5
	Pennington	145	1 in 30 miles or 30 mins	207	145	100.0	0	0.0	4.2	4.6
	Pine	298	1 in 30 miles or 30 mins	321	298	100.0	0	0.0	6.5	7.1
	Pipestone	106	1 in 30 miles or 30 mins	125	106	100.0	0	0.0	3.9	4.2
	Polk	156	1 in 30 miles or 30 mins	274	156	100.0	0	0.0	5.4	5.8
	Pope	232	1 in 30 miles or 30 mins	142	232	100.0	0	0.0	5.6	6.0
	Ramsey	2,586	1 in 30 miles or 30 mins	8,347	2,586	100.0	0	0.0	0.9	1.3
	Red Lake	346	1 in 30 miles or 30 mins	17	346	100.0	0	0.0	5.9	6.4
	Redwood	335	1 in 30 miles or 30 mins	103	335	100.0	0	0.0	5.1	5.5
	Renville	157	1 in 30 miles or 30 mins	110	157	100.0	0	0.0	5.0	5.4
	Rice	308	1 in 30 miles or 30 mins	461	308	100.0	0	0.0	4.0	4.3
	Rock	440	1 in 30 miles or 30 mins	88	440	100.0	0	0.0	5.0	5.4
	Roseau	347	1 in 30 miles or 30 mins	116	347	100.0	0	0.0	6.8	7.4
	Scott	601	1 in 30 miles or 30 mins	983	601	100.0	0	0.0	2.2	2.5
	Sherburne	498	1 in 30 miles or 30 mins	1,580	498	100.0	0	0.0	4.1	4.4
	Sibley	167	1 in 30 miles or 30 mins	433	167	100.0	0	0.0	4.3	4.7
	St. Louis	919	1 in 30 miles or 30 mins	2,390	917	99.8	2	0.2	4.5	4.9
	Stearns	798	1 in 30 miles or 30 mins	2,245	798	100.0	0	0.0	3.3	3.6
	Steele	191	1 in 30 miles or 30 mins	596	191	100.0	0	0.0	5.0	5.4
	Stevens	199	1 in 30 miles or 30 mins	140	199	100.0	0	0.0	6.0	6.4
	Swift	102	1 in 30 miles or 30 mins	72	102	100.0	0	0.0	6.0	6.5
	Todd	286	1 in 30 miles or 30 mins	389	286	100.0	0	0.0	5.9	6.4
	Traverse	259	1 in 30 miles or 30 mins	31	259	100.0	0	0.0	5.4	5.8
	Wabasha	104	1 in 30 miles or 30 mins	187	104	100.0	0	0.0	4.6	5.0
	Wadena	167	1 in 30 miles or 30 mins	183	167	100.0	0	0.0	4.3	4.6

### Access Detail By County

July 1, 2024

Created by...  
Medica

Access Analysis  
 Primary Care Providers  
 Eligible / Provider Groups  
 National Proxy Census (Medica  
 Applause MNN011)  
 Medica Applause MNN011 Primary  
 Care Providers (Medica Regional  
 Service Area)

All Eligibles										
State Abbr	County	Eligible	Provider	Counts	With Access		Without Access		Average Distance	Average Time
		#	Standard	#	#	%	#	%	1	1
MN	Waseca	106	1 in 30 miles or 30 mins	114	106	100.0	0	0.0	4.7	5.1
	Washington	1,030	1 in 30 miles or 30 mins	3,200	1,030	100.0	0	0.0	2.2	2.5
	Watonwan	131	1 in 30 miles or 30 mins	99	131	100.0	0	0.0	4.9	5.3
	Wilkin	282	1 in 30 miles or 30 mins	10	282	100.0	0	0.0	9.6	10.4
	Winona	247	1 in 30 miles or 30 mins	274	247	100.0	0	0.0	4.3	4.6
	Wright	743	1 in 30 miles or 30 mins	1,187	743	100.0	0	0.0	3.0	3.3
	Yellow Medicine	199	1 in 30 miles or 30 mins	143	199	100.0	0	0.0	7.0	7.6
Grand Totals		35,677	1 in 30 miles or 30 mins	66,450	35,576	99.7	101	0.3	4.1	4.6

# Mental Health Provider Prescribers/Medica Applause/MNN011

July 1, 2024

Created by...  
Medica

Medica Applause MNN011 Mental Health Provider Prescribers

810 providers at 225 locations

■ All providers

Mental Health Provider Prescribers

Employee Group

National Proxy Census (Medica Applause MNN011)

Provider Group

Medica Applause MNN011 Mental Health Provider Prescribers (Medica Regional Service Area)

35,677 eligible locations

◆ With access (31,575)

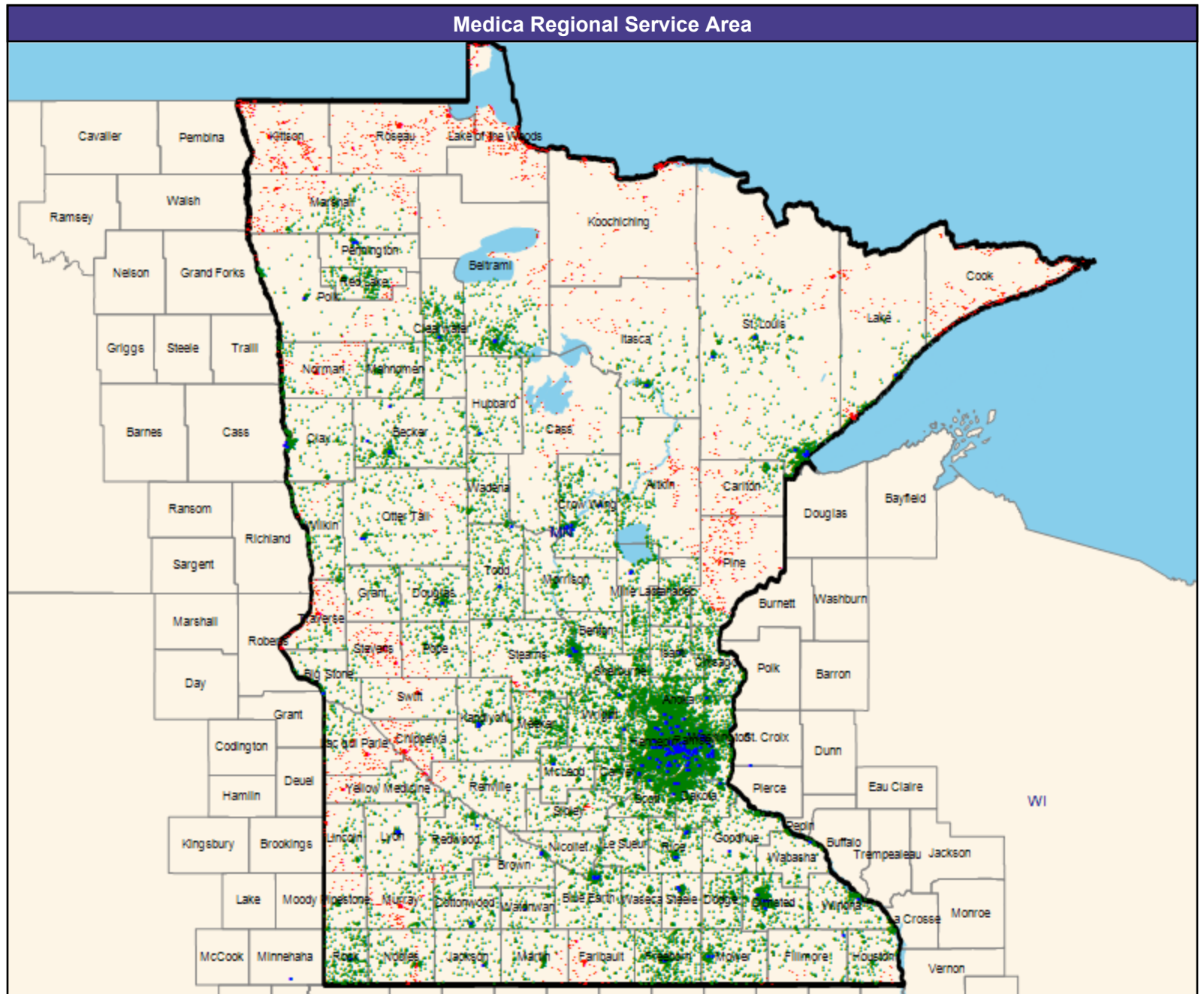
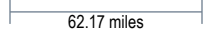
● Without access (4,102)

The Access Standard is defined as (National Proxy Census (Medica Applause MNN011)) eligibles accessing:

1 (Medica Applause MNN011 Mental Health Provider Prescribers (Medica Regional Service Area)) provider in 30 miles or 30 minutes

Service Areas

□ Medica Applause MNN011



# Access Detail By County

July 1, 2024

Created by...  
Medica

Access Analysis  
Mental Health Provider Prescribers

Eligible / Provider Groups  
National Proxy Census (Medica Applause MNN011)  
Medica Applause MNN011 Mental Health Provider Prescribers (Medica Regional Service Area)

All Eligibles										
State Abbr	County	Eligible	Provider	Counts	With Access		Without Access		Average Distance	Average Time
		#	Standard	#	#	%	#	%	1	1
MN	Aitkin	287	1 in 30 miles or 30 mins	0	199	69.3	88	30.7	24.4	26.6
	Anoka	1,740	1 in 30 miles or 30 mins	33	1,740	100.0	0	0.0	5.4	6.8
	Becker	364	1 in 30 miles or 30 mins	17	364	100.0	0	0.0	8.8	9.5
	Beltrami	450	1 in 30 miles or 30 mins	7	405	90.0	45	10.0	13.0	14.1
	Benton	243	1 in 30 miles or 30 mins	0	243	100.0	0	0.0	8.9	9.7
	Big Stone	101	1 in 30 miles or 30 mins	1	101	100.0	0	0.0	11.2	12.2
	Blue Earth	347	1 in 30 miles or 30 mins	30	347	100.0	0	0.0	7.2	7.8
	Brown	135	1 in 30 miles or 30 mins	8	135	100.0	0	0.0	10.0	10.9
	Carlton	180	1 in 30 miles or 30 mins	0	117	65.0	63	35.0	27.7	30.1
	Carver	795	1 in 30 miles or 30 mins	33	795	100.0	0	0.0	7.6	8.4
	Cass	144	1 in 30 miles or 30 mins	0	92	63.9	52	36.1	25.3	27.6
	Chippewa	266	1 in 30 miles or 30 mins	0	51	19.2	215	80.8	32.7	35.7
	Chisago	271	1 in 30 miles or 30 mins	1	271	100.0	0	0.0	9.6	10.4
	Clay	324	1 in 30 miles or 30 mins	3	324	100.0	0	0.0	7.8	8.9
	Clearwater	387	1 in 30 miles or 30 mins	1	387	100.0	0	0.0	10.6	11.5
	Cook	212	1 in 30 miles or 30 mins	0	4	1.9	208	98.1	62.8	68.5
	Cottonwood	255	1 in 30 miles or 30 mins	1	253	99.2	2	0.8	11.8	12.8
	Crow Wing	348	1 in 30 miles or 30 mins	6	347	99.7	1	0.3	10.1	11.0
	Dakota	1,818	1 in 30 miles or 30 mins	38	1,818	100.0	0	0.0	3.9	4.6
	Dodge	218	1 in 30 miles or 30 mins	0	218	100.0	0	0.0	14.5	16.6
	Douglas	191	1 in 30 miles or 30 mins	1	191	100.0	0	0.0	8.2	8.9
	Faribault	151	1 in 30 miles or 30 mins	0	79	52.3	72	47.7	30.2	32.9
	Fillmore	112	1 in 30 miles or 30 mins	1	105	93.8	7	6.2	19.9	21.6
	Freeborn	668	1 in 30 miles or 30 mins	3	668	100.0	0	0.0	7.4	8.1
	Goodhue	227	1 in 30 miles or 30 mins	1	227	100.0	0	0.0	15.4	16.8
	Grant	127	1 in 30 miles or 30 mins	0	108	85.0	19	15.0	24.3	26.5
	Hennepin	5,098	1 in 30 miles or 30 mins	218	5,098	100.0	0	0.0	2.2	3.3
	Houston	192	1 in 30 miles or 30 mins	0	183	95.3	9	4.7	21.2	23.1
	Hubbard	110	1 in 30 miles or 30 mins	2	108	98.2	2	1.8	11.9	12.9
	Isanti	226	1 in 30 miles or 30 mins	3	226	100.0	0	0.0	8.0	8.7
	Itasca	216	1 in 30 miles or 30 mins	2	176	81.5	40	18.5	16.3	17.8
	Jackson	107	1 in 30 miles or 30 mins	1	107	100.0	0	0.0	9.3	10.2
	Kanabec	347	1 in 30 miles or 30 mins	0	346	99.7	1	0.3	22.1	24.0
	Kandiyohi	231	1 in 30 miles or 30 mins	4	231	100.0	0	0.0	8.3	9.0
	Kittson	356	1 in 30 miles or 30 mins	0	0	0.0	356	100.0	62.0	67.9
	Koochiching	219	1 in 30 miles or 30 mins	0	0	0.0	219	100.0	80.2	87.4
	Lac qui Parle	265	1 in 30 miles or 30 mins	0	94	35.5	171	64.5	30.4	33.1
	Lake	213	1 in 30 miles or 30 mins	1	98	46.0	115	54.0	26.3	29.5
	Lake of the Woods	339	1 in 30 miles or 30 mins	0	0	0.0	339	100.0	85.5	93.2
	Le Sueur	145	1 in 30 miles or 30 mins	0	145	100.0	0	0.0	19.4	21.1

# Access Detail By County

July 1, 2024

Created by...  
Medica

Access Analysis  
Mental Health Provider Prescribers

Eligible / Provider Groups  
National Proxy Census (Medica Applause MNN011)  
Medica Applause MNN011 Mental Health Provider Prescribers (Medica Regional Service Area)

All Eligibles										
State Abbr	County	Eligible	Provider	Counts	With Access		Without Access		Average Distance	Average Time
		#	Standard	#	#	%	#	%	1	1
MN	Lincoln	118	1 in 30 miles or 30 mins	0	72	61.0	46	39.0	28.5	31.1
	Lyon	136	1 in 30 miles or 30 mins	10	136	100.0	0	0.0	9.3	10.1
	Mahnomen	220	1 in 30 miles or 30 mins	0	219	99.5	1	0.5	18.2	19.8
	Marshall	388	1 in 30 miles or 30 mins	0	196	50.5	192	49.5	30.5	33.3
	Martin	200	1 in 30 miles or 30 mins	0	187	93.5	13	6.5	23.3	25.4
	McLeod	199	1 in 30 miles or 30 mins	5	199	100.0	0	0.0	10.6	11.6
	Meeker	512	1 in 30 miles or 30 mins	0	503	98.2	9	1.8	20.7	22.5
	Mille Lacs	305	1 in 30 miles or 30 mins	3	305	100.0	0	0.0	16.9	18.5
	Morrison	187	1 in 30 miles or 30 mins	0	187	100.0	0	0.0	21.2	23.1
	Mower	458	1 in 30 miles or 30 mins	20	455	99.3	3	0.7	7.5	8.2
	Murray	321	1 in 30 miles or 30 mins	0	163	50.8	158	49.2	29.0	31.5
	Nicollet	161	1 in 30 miles or 30 mins	0	161	100.0	0	0.0	9.2	10.0
	Nobles	268	1 in 30 miles or 30 mins	0	186	69.4	82	30.6	25.7	28.0
	Norman	286	1 in 30 miles or 30 mins	0	138	48.3	148	51.7	29.8	33.0
	Olmsted	706	1 in 30 miles or 30 mins	69	706	100.0	0	0.0	4.4	5.0
	Otter Tail	302	1 in 30 miles or 30 mins	6	271	89.7	31	10.3	17.9	19.5
	Pennington	145	1 in 30 miles or 30 mins	3	145	100.0	0	0.0	4.8	5.2
	Pine	298	1 in 30 miles or 30 mins	0	87	29.2	211	70.8	37.3	40.7
	Pipestone	106	1 in 30 miles or 30 mins	0	89	84.0	17	16.0	25.9	28.2
	Polk	156	1 in 30 miles or 30 mins	1	130	83.3	26	16.7	19.3	21.0
	Pope	232	1 in 30 miles or 30 mins	0	206	88.8	26	11.2	21.3	23.2
	Ramsey	2,586	1 in 30 miles or 30 mins	159	2,586	100.0	0	0.0	1.6	2.5
	Red Lake	346	1 in 30 miles or 30 mins	0	304	87.9	42	12.1	21.4	23.3
	Redwood	335	1 in 30 miles or 30 mins	1	330	98.5	5	1.5	13.8	15.0
	Renville	157	1 in 30 miles or 30 mins	0	147	93.6	10	6.4	21.0	22.9
	Rice	308	1 in 30 miles or 30 mins	8	308	100.0	0	0.0	5.1	5.6
	Rock	440	1 in 30 miles or 30 mins	2	440	100.0	0	0.0	6.8	7.4
	Roseau	347	1 in 30 miles or 30 mins	0	0	0.0	347	100.0	57.8	63.0
	Scott	601	1 in 30 miles or 30 mins	1	601	100.0	0	0.0	7.2	8.0
	Sherburne	498	1 in 30 miles or 30 mins	0	498	100.0	0	0.0	11.7	12.9
	Sibley	167	1 in 30 miles or 30 mins	0	147	88.0	20	12.0	24.0	26.2
	St. Louis	919	1 in 30 miles or 30 mins	31	817	88.9	102	11.1	11.6	12.9
	Stearns	798	1 in 30 miles or 30 mins	17	760	95.2	38	4.8	12.5	13.6
	Steele	191	1 in 30 miles or 30 mins	3	191	100.0	0	0.0	5.6	6.1
	Stevens	199	1 in 30 miles or 30 mins	0	22	11.1	177	88.9	36.4	39.7
	Swift	102	1 in 30 miles or 30 mins	0	52	51.0	50	49.0	29.7	32.4
	Todd	286	1 in 30 miles or 30 mins	3	286	100.0	0	0.0	10.6	11.5
	Traverse	259	1 in 30 miles or 30 mins	0	52	20.1	207	79.9	33.3	36.2
	Wabasha	104	1 in 30 miles or 30 mins	1	104	100.0	0	0.0	12.5	13.6
	Wadena	167	1 in 30 miles or 30 mins	0	167	100.0	0	0.0	18.4	20.1



# Access Detail By County

July 1, 2024

Created by...  
Medica

Access Analysis  
Mental Health Provider Prescribers

Eligible / Provider Groups  
National Proxy Census (Medica Applause MNN011)  
Medica Applause MNN011 Mental Health Provider Prescribers (Medica Regional Service Area)

All Eligibles										
State Abbr	County	Eligible	Provider	Counts	With Access		Without Access		Average Distance	Average Time
		#	Standard	#	#	%	#	%	1	1
MN	Waseca	106	1 in 30 miles or 30 mins	0	105	99.1	1	0.9	16.5	18.0
	Washington	1,030	1 in 30 miles or 30 mins	17	1,030	100.0	0	0.0	5.3	6.4
	Watsonwan	131	1 in 30 miles or 30 mins	2	131	100.0	0	0.0	8.7	9.5
	Wilkin	282	1 in 30 miles or 30 mins	0	270	95.7	12	4.3	22.9	25.0
	Winona	247	1 in 30 miles or 30 mins	2	247	100.0	0	0.0	9.0	9.8
	Wright	743	1 in 30 miles or 30 mins	16	743	100.0	0	0.0	9.1	10.0
	Yellow Medicine	199	1 in 30 miles or 30 mins	0	95	47.7	104	52.3	29.8	32.4
	Grand Totals	35,677	1 in 30 miles or 30 mins	796	31,575	88.5	4,102	11.5	13.3	14.8

# Child and Adolescent Psychiatrist/Medica Applause/MNN011

July 1, 2024

Created by...  
Medica

Medica Applause MNN011 Child and Adolescent Psychiatrist

303 providers at 122 locations

■ All providers

Child and Adolescent Psychiatrist

Employee Group

National Proxy Census (Medica Applause MNN011)

Provider Group

Medica Applause MNN011 Child and Adolescent Psychiatrist (Medica Regional Service Area)

35,677 eligible locations

◆ With access (29,060)

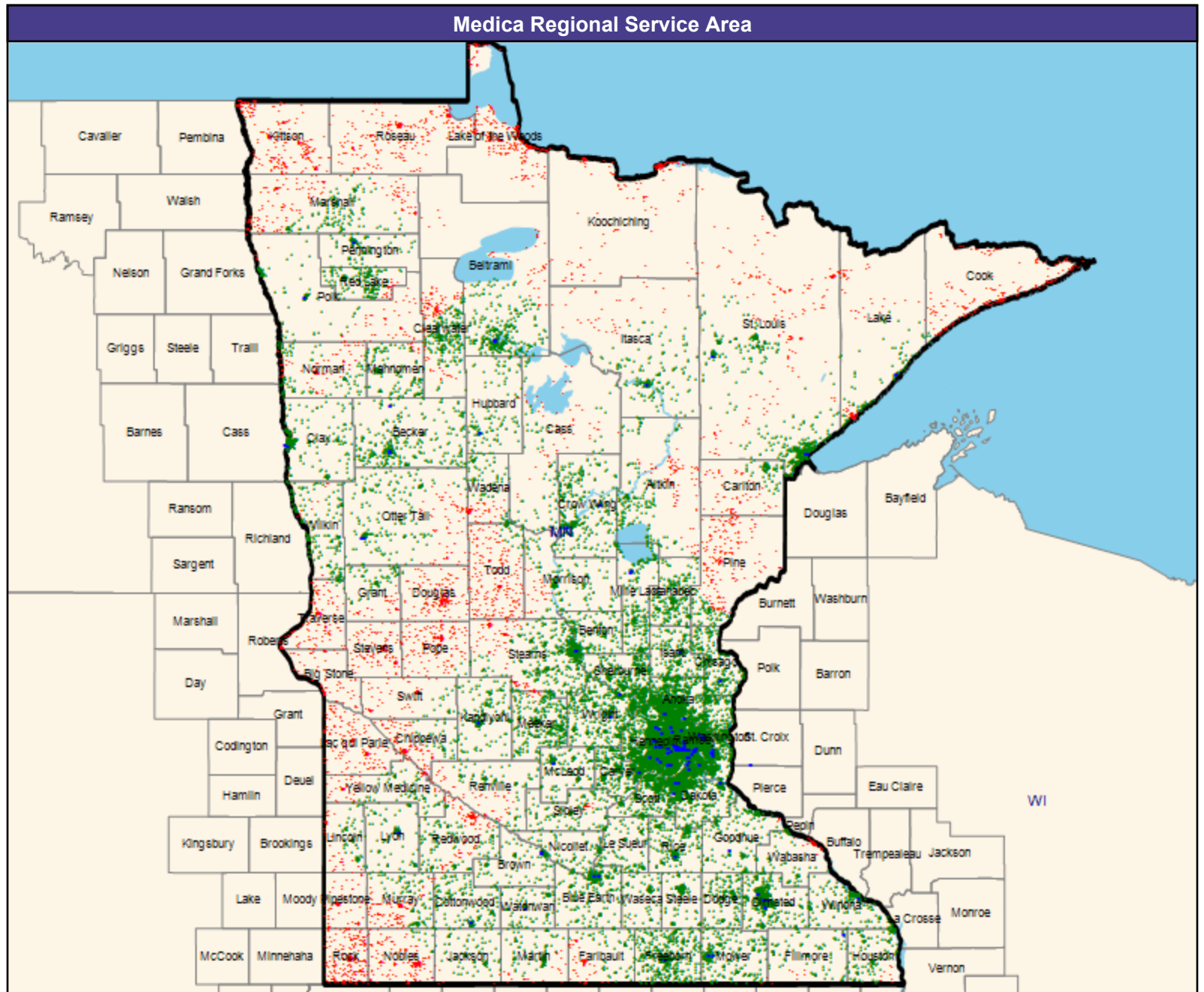
● Without access (6,617)

The Access Standard is defined as (National Proxy Census (Medica Applause MNN011)) eligibles accessing: 1 (Medica Applause MNN011 Child and Adolescent Psychiatrist (Medica Regional Service Area)) provider in 30 miles or 30 minutes

Service Areas

□ Medica Applause MNN011

62.17 miles



# Access Detail By County

July 1, 2024

Created by...  
Medica

Access Analysis  
Child and Adolescent Psychiatrist  
Eligible / Provider Groups  
National Proxy Census (Medica  
Applause MNN011)  
Medica Applause MNN011 Child  
and Adolescent Psychiatrist (Medica  
Regional Service Area)

All Eligibles										
State Abbr	County	Eligible	Provider	Counts	With Access		Without Access		Average Distance	Average Time
		#	Standard	#	#	%	#	%	1	1
MN	Aitkin	287	1 in 30 miles or 30 mins	0	199	69.3	88	30.7	24.5	26.6
	Anoka	1,740	1 in 30 miles or 30 mins	12	1,740	100.0	0	0.0	5.9	7.5
	Becker	364	1 in 30 miles or 30 mins	6	364	100.0	0	0.0	9.7	10.5
	Beltrami	450	1 in 30 miles or 30 mins	4	404	89.8	46	10.2	13.1	14.2
	Benton	243	1 in 30 miles or 30 mins	0	243	100.0	0	0.0	9.2	10.9
	Big Stone	101	1 in 30 miles or 30 mins	0	0	0.0	101	100.0	64.2	69.9
	Blue Earth	347	1 in 30 miles or 30 mins	7	347	100.0	0	0.0	7.3	8.0
	Brown	135	1 in 30 miles or 30 mins	7	135	100.0	0	0.0	10.8	11.7
	Carlton	180	1 in 30 miles or 30 mins	0	110	61.1	70	38.9	29.6	40.2
	Carver	795	1 in 30 miles or 30 mins	21	795	100.0	0	0.0	8.6	9.5
	Cass	144	1 in 30 miles or 30 mins	0	86	59.7	58	40.3	26.9	29.3
	Chippewa	266	1 in 30 miles or 30 mins	0	49	18.4	217	81.6	33.3	36.3
	Chisago	271	1 in 30 miles or 30 mins	1	271	100.0	0	0.0	10.0	10.9
	Clay	324	1 in 30 miles or 30 mins	1	324	100.0	0	0.0	9.2	10.1
	Clearwater	387	1 in 30 miles or 30 mins	0	260	67.2	127	32.8	27.4	29.9
	Cook	212	1 in 30 miles or 30 mins	0	4	1.9	208	98.1	62.8	68.5
	Cottonwood	255	1 in 30 miles or 30 mins	1	253	99.2	2	0.8	11.8	12.8
	Crow Wing	348	1 in 30 miles or 30 mins	3	347	99.7	1	0.3	11.1	12.0
	Dakota	1,818	1 in 30 miles or 30 mins	15	1,818	100.0	0	0.0	4.2	5.1
	Dodge	218	1 in 30 miles or 30 mins	0	218	100.0	0	0.0	15.2	17.5
	Douglas	191	1 in 30 miles or 30 mins	0	3	1.6	188	98.4	49.2	53.7
	Faribault	151	1 in 30 miles or 30 mins	0	79	52.3	72	47.7	30.3	33.0
	Fillmore	112	1 in 30 miles or 30 mins	1	105	93.8	7	6.2	19.9	21.6
	Freeborn	668	1 in 30 miles or 30 mins	1	668	100.0	0	0.0	7.5	8.2
	Goodhue	227	1 in 30 miles or 30 mins	1	223	98.2	4	1.8	16.4	17.9
	Grant	127	1 in 30 miles or 30 mins	0	83	65.4	44	34.6	26.9	29.3
	Hennepin	5,098	1 in 30 miles or 30 mins	71	5,098	100.0	0	0.0	2.8	4.2
	Houston	192	1 in 30 miles or 30 mins	0	183	95.3	9	4.7	21.2	23.1
	Hubbard	110	1 in 30 miles or 30 mins	1	108	98.2	2	1.8	11.9	12.9
	Isanti	226	1 in 30 miles or 30 mins	2	226	100.0	0	0.0	8.0	8.7
	Itasca	216	1 in 30 miles or 30 mins	1	176	81.5	40	18.5	16.4	17.8
	Jackson	107	1 in 30 miles or 30 mins	0	101	94.4	6	5.6	19.4	21.1
	Kanabec	347	1 in 30 miles or 30 mins	0	346	99.7	1	0.3	22.1	24.0
	Kandiyohi	231	1 in 30 miles or 30 mins	2	231	100.0	0	0.0	8.5	9.2
	Kittson	356	1 in 30 miles or 30 mins	0	0	0.0	356	100.0	62.0	67.9
	Koochiching	219	1 in 30 miles or 30 mins	0	0	0.0	219	100.0	80.3	87.5
	Lac qui Parle	265	1 in 30 miles or 30 mins	0	1	0.4	264	99.6	48.8	53.2
	Lake	213	1 in 30 miles or 30 mins	1	98	46.0	115	54.0	26.7	30.3
	Lake of the Woods	339	1 in 30 miles or 30 mins	0	0	0.0	339	100.0	86.1	93.9
	Le Sueur	145	1 in 30 miles or 30 mins	0	145	100.0	0	0.0	20.1	21.9

# Access Detail By County

July 1, 2024

Created by...  
Medica

Access Analysis  
Child and Adolescent Psychiatrist

Eligible / Provider Groups  
National Proxy Census (Medica Applause MNN011)  
Medica Applause MNN011 Child and Adolescent Psychiatrist (Medica Regional Service Area)

All Eligibles										
State Abbr	County	Eligible	Provider	Counts	With Access		Without Access		Average Distance	Average Time
		#	Standard	#	#	%	#	%	1	1
MN	Lincoln	118	1 in 30 miles or 30 mins	0	70	59.3	48	40.7	29.0	31.6
	Lyon	136	1 in 30 miles or 30 mins	1	136	100.0	0	0.0	9.8	10.6
	Mahnomen	220	1 in 30 miles or 30 mins	0	204	92.7	16	7.3	19.8	21.5
	Marshall	388	1 in 30 miles or 30 mins	0	190	49.0	198	51.0	30.8	33.5
	Martin	200	1 in 30 miles or 30 mins	0	174	87.0	26	13.0	25.4	27.7
	McLeod	199	1 in 30 miles or 30 mins	3	199	100.0	0	0.0	10.7	11.6
	Meeker	512	1 in 30 miles or 30 mins	0	485	94.7	27	5.3	21.1	23.1
	Mille Lacs	305	1 in 30 miles or 30 mins	2	305	100.0	0	0.0	16.9	18.5
	Morrison	187	1 in 30 miles or 30 mins	0	159	85.0	28	15.0	25.2	28.0
	Mower	458	1 in 30 miles or 30 mins	6	455	99.3	3	0.7	7.5	8.2
	Murray	321	1 in 30 miles or 30 mins	0	135	42.1	186	57.9	30.4	33.2
	Nicollet	161	1 in 30 miles or 30 mins	0	161	100.0	0	0.0	9.2	10.0
	Nobles	268	1 in 30 miles or 30 mins	0	19	7.1	249	92.9	40.2	43.9
	Norman	286	1 in 30 miles or 30 mins	0	134	46.9	152	53.1	30.1	33.0
	Olmsted	706	1 in 30 miles or 30 mins	18	706	100.0	0	0.0	4.4	5.0
	Otter Tail	302	1 in 30 miles or 30 mins	3	230	76.2	72	23.8	20.0	21.8
	Pennington	145	1 in 30 miles or 30 mins	2	145	100.0	0	0.0	5.2	5.7
	Pine	298	1 in 30 miles or 30 mins	0	87	29.2	211	70.8	37.6	41.8
	Pipestone	106	1 in 30 miles or 30 mins	0	0	0.0	106	100.0	49.5	54.0
	Polk	156	1 in 30 miles or 30 mins	1	97	62.2	59	37.8	22.7	24.7
	Pope	232	1 in 30 miles or 30 mins	0	4	1.7	228	98.3	45.6	49.7
	Ramsey	2,586	1 in 30 miles or 30 mins	63	2,586	100.0	0	0.0	2.1	3.3
	Red Lake	346	1 in 30 miles or 30 mins	0	297	85.8	49	14.2	22.1	24.0
	Redwood	335	1 in 30 miles or 30 mins	0	163	48.7	172	51.3	28.9	31.5
	Renville	157	1 in 30 miles or 30 mins	0	112	71.3	45	28.7	27.1	29.6
	Rice	308	1 in 30 miles or 30 mins	1	308	100.0	0	0.0	9.6	10.4
	Rock	440	1 in 30 miles or 30 mins	0	0	0.0	440	100.0	60.6	66.1
	Roseau	347	1 in 30 miles or 30 mins	0	0	0.0	347	100.0	58.6	63.9
	Scott	601	1 in 30 miles or 30 mins	0	601	100.0	0	0.0	9.2	10.3
	Sherburne	498	1 in 30 miles or 30 mins	0	498	100.0	0	0.0	11.7	12.9
	Sibley	167	1 in 30 miles or 30 mins	0	146	87.4	21	12.6	24.2	26.4
	St. Louis	919	1 in 30 miles or 30 mins	16	719	78.2	200	21.8	17.3	20.1
	Stearns	798	1 in 30 miles or 30 mins	6	649	81.3	149	18.7	16.1	18.8
	Steele	191	1 in 30 miles or 30 mins	0	191	100.0	0	0.0	16.6	18.1
	Stevens	199	1 in 30 miles or 30 mins	0	0	0.0	199	100.0	50.0	54.5
	Swift	102	1 in 30 miles or 30 mins	0	18	17.6	84	82.4	38.6	42.0
	Todd	286	1 in 30 miles or 30 mins	0	45	15.7	241	84.3	41.1	45.6
	Traverse	259	1 in 30 miles or 30 mins	0	15	5.8	244	94.2	46.3	50.5
	Wabasha	104	1 in 30 miles or 30 mins	0	74	71.2	30	28.8	26.3	28.7
	Wadena	167	1 in 30 miles or 30 mins	0	86	51.5	81	48.5	27.7	30.2

### Access Detail By County

July 1, 2024

Created by...  
Medica

Access Analysis  
Child and Adolescent Psychiatrist

Eligible / Provider Groups  
National Proxy Census (Medica  
Applause MNN011)  
Medica Applause MNN011 Child  
and Adolescent Psychiatrist (Medica  
Regional Service Area)

All Eligibles										
State Abbr	County	Eligible	Provider	Counts	With Access		Without Access		Average Distance	Average Time
		#	Standard	#	#	%	#	%	1	1
MN	Waseca	106	1 in 30 miles or 30 mins	0	105	99.1	1	0.9	22.6	24.6
	Washington	1,030	1 in 30 miles or 30 mins	6	1,030	100.0	0	0.0	6.8	8.0
	Watonwan	131	1 in 30 miles or 30 mins	1	131	100.0	0	0.0	8.7	9.5
	Wilkin	282	1 in 30 miles or 30 mins	0	270	95.7	12	4.3	22.9	25.0
	Winona	247	1 in 30 miles or 30 mins	1	247	100.0	0	0.0	9.1	9.9
	Wright	743	1 in 30 miles or 30 mins	8	743	100.0	0	0.0	9.8	10.8
	Yellow Medicine	199	1 in 30 miles or 30 mins	0	90	45.2	109	54.8	30.4	33.2
Grand Totals		35,677	1 in 30 miles or 30 mins	297	29,060	81.5	6,617	18.5	16.6	18.6

# Psychiatrists/Medica Applause/MNN011

July 1, 2024

Created by...  
Medica

Medica Applause MNN011 Psychiatrists

489 providers at 158 locations

■ All providers

Psychiatrist

Employee Group

National Proxy Census (Medica Applause MNN011)

Provider Group

Medica Applause MNN011 Psychiatrists (Medica Regional Service Area)

35,677 eligible locations

◆ With access (30,458)

● Without access (5,219)

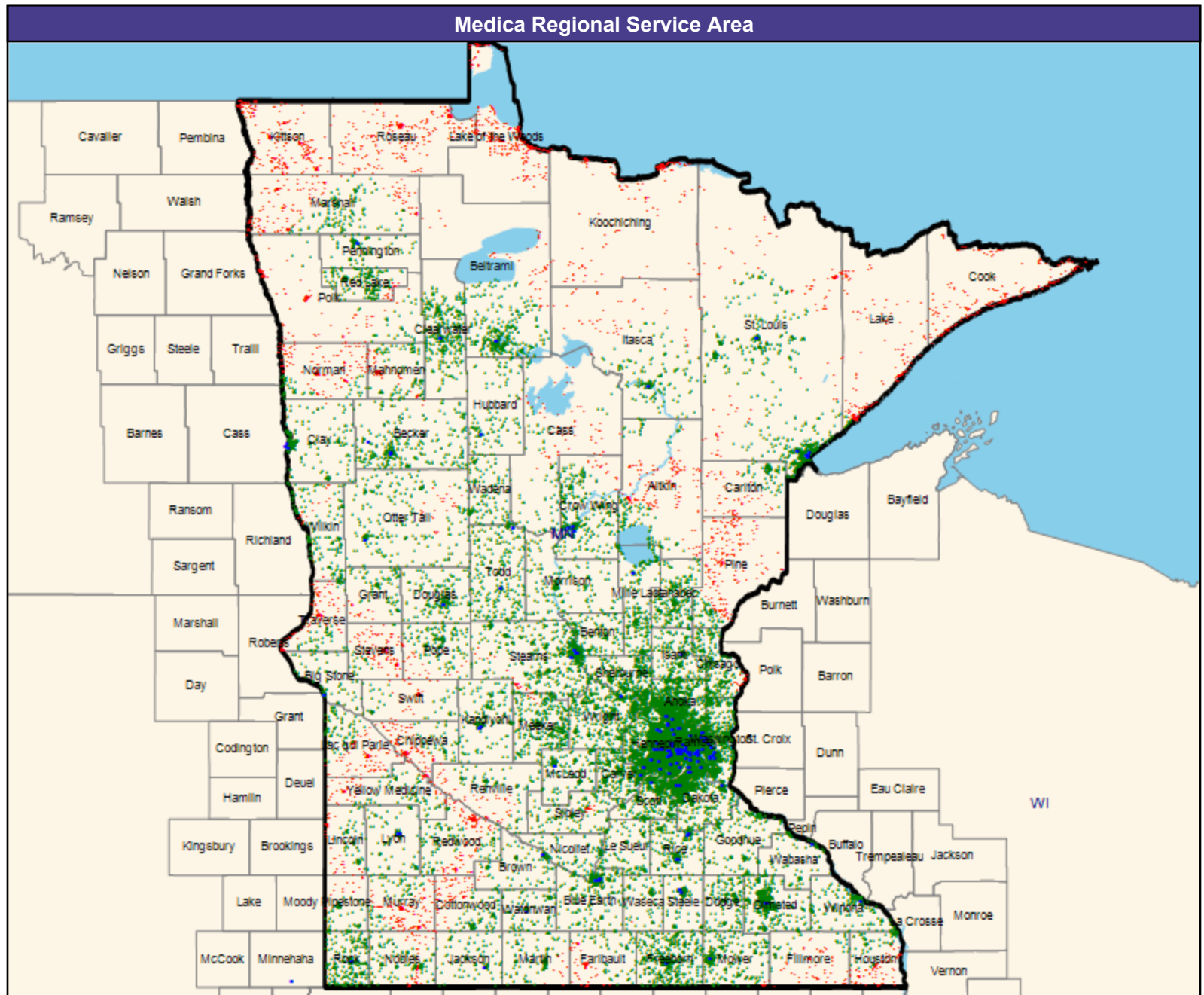
The Access Standard is defined as (National Proxy Census (Medica Applause MNN011)) eligibles accessing:

1 (Medica Applause MNN011 Psychiatrists (Medica Regional Service Area)) provider in 30 miles or 30 minutes

Service Areas

□ Medica Applause MNN011

62.17 miles



# Access Detail By County

July 1, 2024

Created by...  
Medica

Access Analysis  
Psychiatrist  
Eligible / Provider Groups  
National Proxy Census (Medica  
Applause MNN011)  
Medica Applause MNN011  
Psychiatrists (Medica Regional  
Service Area)

All Eligibles										
State Abbr	County	Eligible	Provider	Counts	With Access		Without Access		Average Distance	Average Time
		#	Standard	#	#	%	#	%	1	1
MN	Aitkin	287	1 in 30 miles or 30 mins	0	119	41.5	168	58.5	32.0	34.8
	Anoka	1,740	1 in 30 miles or 30 mins	21	1,740	100.0	0	0.0	6.4	8.2
	Becker	364	1 in 30 miles or 30 mins	11	362	99.5	2	0.5	10.1	11.0
	Beltrami	450	1 in 30 miles or 30 mins	3	405	90.0	45	10.0	13.1	14.2
	Benton	243	1 in 30 miles or 30 mins	0	243	100.0	0	0.0	9.0	9.8
	Big Stone	101	1 in 30 miles or 30 mins	1	101	100.0	0	0.0	11.2	12.2
	Blue Earth	347	1 in 30 miles or 30 mins	23	347	100.0	0	0.0	7.2	7.8
	Brown	135	1 in 30 miles or 30 mins	1	131	97.0	4	3.0	11.3	12.3
	Carlton	180	1 in 30 miles or 30 mins	0	117	65.0	63	35.0	27.7	30.2
	Carver	795	1 in 30 miles or 30 mins	11	795	100.0	0	0.0	8.3	9.2
	Cass	144	1 in 30 miles or 30 mins	0	87	60.4	57	39.6	26.0	28.3
	Chippewa	266	1 in 30 miles or 30 mins	0	51	19.2	215	80.8	32.8	35.7
	Chisago	271	1 in 30 miles or 30 mins	0	251	92.6	20	7.4	20.3	22.7
	Clay	324	1 in 30 miles or 30 mins	2	323	99.7	1	0.3	7.8	8.9
	Clearwater	387	1 in 30 miles or 30 mins	1	387	100.0	0	0.0	10.6	11.5
	Cook	212	1 in 30 miles or 30 mins	0	0	0.0	212	100.0	104.0	113.4
	Cottonwood	255	1 in 30 miles or 30 mins	0	171	67.1	84	32.9	25.7	28.0
	Crow Wing	348	1 in 30 miles or 30 mins	3	329	94.5	19	5.5	13.7	14.8
	Dakota	1,818	1 in 30 miles or 30 mins	23	1,818	100.0	0	0.0	4.3	5.2
	Dodge	218	1 in 30 miles or 30 mins	0	218	100.0	0	0.0	17.0	18.5
	Douglas	191	1 in 30 miles or 30 mins	1	191	100.0	0	0.0	8.2	8.9
	Faribault	151	1 in 30 miles or 30 mins	0	79	52.3	72	47.7	30.2	32.9
	Fillmore	112	1 in 30 miles or 30 mins	0	52	46.4	60	53.6	31.7	34.8
	Freeborn	668	1 in 30 miles or 30 mins	2	668	100.0	0	0.0	7.5	8.2
	Goodhue	227	1 in 30 miles or 30 mins	0	227	100.0	0	0.0	21.5	23.4
	Grant	127	1 in 30 miles or 30 mins	0	101	79.5	26	20.5	24.6	26.7
	Hennepin	5,098	1 in 30 miles or 30 mins	141	5,098	100.0	0	0.0	2.5	3.7
	Houston	192	1 in 30 miles or 30 mins	0	97	50.5	95	49.5	29.2	31.8
	Hubbard	110	1 in 30 miles or 30 mins	1	108	98.2	2	1.8	11.9	12.9
	Isanti	226	1 in 30 miles or 30 mins	1	226	100.0	0	0.0	8.1	8.8
	Itasca	216	1 in 30 miles or 30 mins	1	170	78.7	46	21.3	17.3	18.9
	Jackson	107	1 in 30 miles or 30 mins	1	106	99.1	1	0.9	11.4	12.4
	Kanabec	347	1 in 30 miles or 30 mins	0	346	99.7	1	0.3	22.1	24.0
	Kandiyohi	231	1 in 30 miles or 30 mins	2	231	100.0	0	0.0	8.5	9.2
	Kittson	356	1 in 30 miles or 30 mins	0	0	0.0	356	100.0	63.1	69.2
	Koochiching	219	1 in 30 miles or 30 mins	0	0	0.0	219	100.0	81.1	88.4
	Lac qui Parle	265	1 in 30 miles or 30 mins	0	94	35.5	171	64.5	30.4	33.1
	Lake	213	1 in 30 miles or 30 mins	0	9	4.2	204	95.8	44.7	50.3
	Lake of the Woods	339	1 in 30 miles or 30 mins	0	0	0.0	339	100.0	85.5	93.2
	Le Sueur	145	1 in 30 miles or 30 mins	0	145	100.0	0	0.0	19.5	21.2

# Access Detail By County

July 1, 2024

Created by...  
Medica

Access Analysis  
Psychiatrist  
Eligible / Provider Groups  
National Proxy Census (Medica Applause MNN011)  
Medica Applause MNN011 Psychiatrists (Medica Regional Service Area)

All Eligibles										
State Abbr	County	Eligible	Provider	Counts	With Access		Without Access		Average Distance	Average Time
		#	Standard	#	#	%	#	%	1	1
MN	Lincoln	118	1 in 30 miles or 30 mins	0	72	61.0	46	39.0	28.5	31.1
	Lyon	136	1 in 30 miles or 30 mins	9	136	100.0	0	0.0	9.5	10.3
	Mahnomen	220	1 in 30 miles or 30 mins	0	122	55.5	98	44.5	27.6	30.1
	Marshall	388	1 in 30 miles or 30 mins	0	154	39.7	234	60.3	31.4	34.3
	Martin	200	1 in 30 miles or 30 mins	0	187	93.5	13	6.5	23.3	25.4
	McLeod	199	1 in 30 miles or 30 mins	2	199	100.0	0	0.0	10.7	11.6
	Meeker	512	1 in 30 miles or 30 mins	0	503	98.2	9	1.8	20.8	22.6
	Mille Lacs	305	1 in 30 miles or 30 mins	1	305	100.0	0	0.0	17.2	18.7
	Morrison	187	1 in 30 miles or 30 mins	0	187	100.0	0	0.0	21.5	23.4
	Mower	458	1 in 30 miles or 30 mins	14	449	98.0	9	2.0	8.5	9.2
	Murray	321	1 in 30 miles or 30 mins	0	86	26.8	235	73.2	32.5	35.4
	Nicollet	161	1 in 30 miles or 30 mins	0	161	100.0	0	0.0	9.4	10.2
	Nobles	268	1 in 30 miles or 30 mins	0	173	64.6	95	35.4	26.2	28.5
	Norman	286	1 in 30 miles or 30 mins	0	65	22.7	221	77.3	33.9	38.1
	Olmsted	706	1 in 30 miles or 30 mins	49	706	100.0	0	0.0	5.9	6.7
	Otter Tail	302	1 in 30 miles or 30 mins	3	271	89.7	31	10.3	18.0	19.6
	Pennington	145	1 in 30 miles or 30 mins	1	145	100.0	0	0.0	5.5	5.9
	Pine	298	1 in 30 miles or 30 mins	0	80	26.8	218	73.2	37.6	40.9
	Pipestone	106	1 in 30 miles or 30 mins	0	89	84.0	17	16.0	25.9	28.2
	Polk	156	1 in 30 miles or 30 mins	0	42	26.9	114	73.1	36.5	39.9
	Pope	232	1 in 30 miles or 30 mins	0	204	87.9	28	12.1	21.3	23.2
	Ramsey	2,586	1 in 30 miles or 30 mins	93	2,586	100.0	0	0.0	1.8	2.8
	Red Lake	346	1 in 30 miles or 30 mins	0	304	87.9	42	12.1	22.4	24.4
	Redwood	335	1 in 30 miles or 30 mins	0	134	40.0	201	60.0	30.0	32.7
	Renville	157	1 in 30 miles or 30 mins	0	112	71.3	45	28.7	26.8	29.2
	Rice	308	1 in 30 miles or 30 mins	6	308	100.0	0	0.0	5.1	5.6
	Rock	440	1 in 30 miles or 30 mins	2	440	100.0	0	0.0	6.8	7.4
	Roseau	347	1 in 30 miles or 30 mins	0	0	0.0	347	100.0	57.8	63.0
	Scott	601	1 in 30 miles or 30 mins	1	601	100.0	0	0.0	8.0	9.1
	Sherburne	498	1 in 30 miles or 30 mins	0	498	100.0	0	0.0	11.8	12.9
	Sibley	167	1 in 30 miles or 30 mins	0	146	87.4	21	12.6	24.2	26.4
	St. Louis	919	1 in 30 miles or 30 mins	14	807	87.8	112	12.2	13.8	15.3
	Stearns	798	1 in 30 miles or 30 mins	9	758	95.0	40	5.0	12.5	13.7
	Steele	191	1 in 30 miles or 30 mins	3	191	100.0	0	0.0	5.6	6.1
	Stevens	199	1 in 30 miles or 30 mins	0	22	11.1	177	88.9	36.4	39.7
	Swift	102	1 in 30 miles or 30 mins	0	52	51.0	50	49.0	30.1	32.8
	Todd	286	1 in 30 miles or 30 mins	3	286	100.0	0	0.0	10.6	11.5
	Traverse	259	1 in 30 miles or 30 mins	0	50	19.3	209	80.7	33.5	36.5
	Wabasha	104	1 in 30 miles or 30 mins	1	104	100.0	0	0.0	13.0	14.2
	Wadena	167	1 in 30 miles or 30 mins	0	167	100.0	0	0.0	18.4	20.1



# Access Detail By County

July 1, 2024

Created by...  
Medica

Access Analysis  
Psychiatrist  
Eligible / Provider Groups  
National Proxy Census (Medica Applause MNN011)  
Medica Applause MNN011 Psychiatrists (Medica Regional Service Area)

All Eligibles										
State Abbr	County	Eligible	Provider	Counts	With Access		Without Access		Average Distance	Average Time
		#	Standard	#	#	%	#	%	1	1
MN	Waseca	106	1 in 30 miles or 30 mins	0	105	99.1	1	0.9	16.5	18.0
	Washington	1,030	1 in 30 miles or 30 mins	10	1,030	100.0	0	0.0	6.9	8.4
	Watonwan	131	1 in 30 miles or 30 mins	1	131	100.0	0	0.0	8.7	9.5
	Wilkin	282	1 in 30 miles or 30 mins	0	264	93.6	18	6.4	24.0	26.2
	Winona	247	1 in 30 miles or 30 mins	1	247	100.0	0	0.0	9.8	10.7
	Wright	743	1 in 30 miles or 30 mins	8	743	100.0	0	0.0	13.2	14.6
	Yellow Medicine	199	1 in 30 miles or 30 mins	0	93	46.7	106	53.3	30.0	32.7
	Grand Totals	35,677	1 in 30 miles or 30 mins	481	30,458	85.4	5,219	14.6	15.0	16.7

# Mental Health Clinical Nurse Specialist/Medica Applause/MNN011

July 1, 2024

Created by...  
Medica

Medica Applause MNN011 Mental Health Clinical Nurse Specialist

18 providers at 13 locations

■ All providers

Mental Health Clinical Nurse Specialist

Employee Group

National Proxy Census (Medica Applause MNN011)

Provider Group

Medica Applause MNN011 Mental Health Clinical Nurse Specialist (Medica Regional Service Area)

35,677 eligible locations

◆ With access (19,471)

● Without access (16,206)

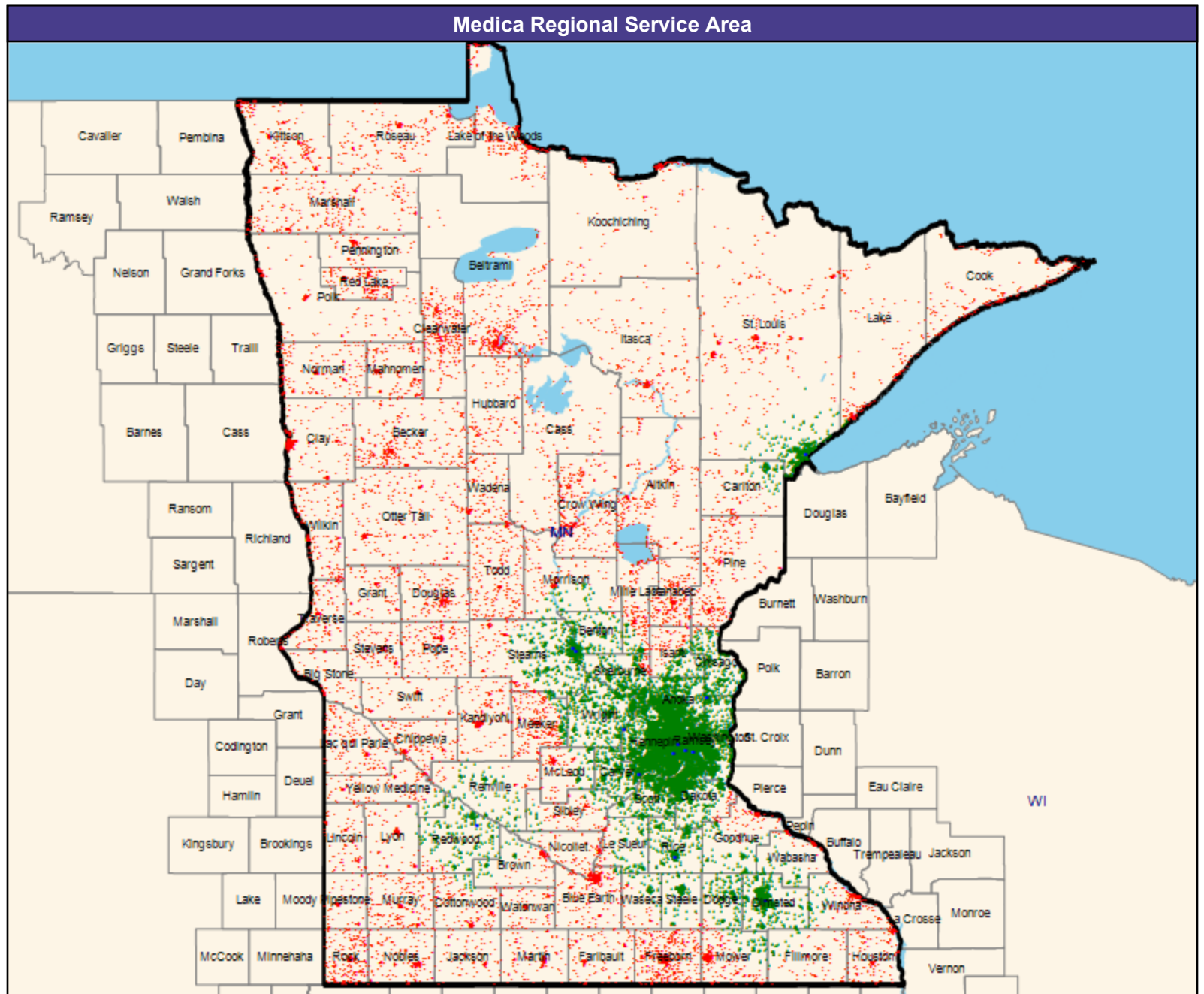
The Access Standard is defined as (National Proxy Census (Medica Applause MNN011)) eligibles accessing:

1 (Medica Applause MNN011 Mental Health Clinical Nurse Specialist (Medica Regional Service Area)) provider in 30 miles or 30 minutes

Service Areas

□ Medica Applause MNN011

62.17 miles



# Access Detail By County

July 1, 2024

Created by...  
Medica

Access Analysis  
Mental Health Clinical Nurse Specialist

Eligible / Provider Groups  
National Proxy Census (Medica Applause MNN011)  
Medica Applause MNN011 Mental Health Clinical Nurse Specialist (Medica Regional Service Area)

All Eligibles										
State Abbr	County	Eligible	Provider	Counts	With Access		Without Access		Average Distance	Average Time
		#	Standard	#	#	%	#	%	1	1
MN	Aitkin	287	1 in 30 miles or 30 mins	0	0	0.0	287	100.0	66.9	80.9
	Anoka	1,740	1 in 30 miles or 30 mins	0	1,740	100.0	0	0.0	14.9	19.6
	Becker	364	1 in 30 miles or 30 mins	0	0	0.0	364	100.0	119.8	130.7
	Beltrami	450	1 in 30 miles or 30 mins	0	0	0.0	450	100.0	140.1	157.5
	Benton	243	1 in 30 miles or 30 mins	0	240	98.8	3	1.2	9.1	10.0
	Big Stone	101	1 in 30 miles or 30 mins	0	0	0.0	101	100.0	99.9	108.9
	Blue Earth	347	1 in 30 miles or 30 mins	0	8	2.3	339	97.7	42.6	46.5
	Brown	135	1 in 30 miles or 30 mins	0	50	37.0	85	63.0	32.8	35.8
	Carlton	180	1 in 30 miles or 30 mins	0	110	61.1	70	38.9	29.7	41.9
	Carver	795	1 in 30 miles or 30 mins	1	795	100.0	0	0.0	8.9	9.9
	Cass	144	1 in 30 miles or 30 mins	0	0	0.0	144	100.0	88.0	97.5
	Chippewa	266	1 in 30 miles or 30 mins	0	0	0.0	266	100.0	52.9	57.6
	Chisago	271	1 in 30 miles or 30 mins	0	259	95.6	12	4.4	17.4	18.9
	Clay	324	1 in 30 miles or 30 mins	0	0	0.0	324	100.0	148.5	164.6
	Clearwater	387	1 in 30 miles or 30 mins	0	0	0.0	387	100.0	150.1	163.7
	Cook	212	1 in 30 miles or 30 mins	0	0	0.0	212	100.0	112.0	158.0
	Cottonwood	255	1 in 30 miles or 30 mins	0	13	5.1	242	94.9	40.3	43.9
	Crow Wing	348	1 in 30 miles or 30 mins	0	0	0.0	348	100.0	61.7	67.2
	Dakota	1,818	1 in 30 miles or 30 mins	0	1,798	98.9	20	1.1	14.5	21.7
	Dodge	218	1 in 30 miles or 30 mins	0	211	96.8	7	3.2	20.1	23.8
	Douglas	191	1 in 30 miles or 30 mins	0	0	0.0	191	100.0	66.2	72.2
	Faribault	151	1 in 30 miles or 30 mins	0	0	0.0	151	100.0	64.1	69.9
	Fillmore	112	1 in 30 miles or 30 mins	0	36	32.1	76	67.9	37.4	44.9
	Freeborn	668	1 in 30 miles or 30 mins	0	0	0.0	668	100.0	45.8	50.0
	Goodhue	227	1 in 30 miles or 30 mins	0	103	45.4	124	54.6	30.5	35.4
	Grant	127	1 in 30 miles or 30 mins	0	0	0.0	127	100.0	91.9	100.2
	Hennepin	5,098	1 in 30 miles or 30 mins	6	5,098	100.0	0	0.0	8.0	12.3
	Houston	192	1 in 30 miles or 30 mins	0	0	0.0	192	100.0	60.7	72.8
	Hubbard	110	1 in 30 miles or 30 mins	0	0	0.0	110	100.0	109.9	119.9
	Isanti	226	1 in 30 miles or 30 mins	0	142	62.8	84	37.2	29.0	31.7
	Itasca	216	1 in 30 miles or 30 mins	0	0	0.0	216	100.0	84.7	119.1
	Jackson	107	1 in 30 miles or 30 mins	0	0	0.0	107	100.0	58.7	64.0
	Kanabec	347	1 in 30 miles or 30 mins	0	0	0.0	347	100.0	48.1	52.5
	Kandiyohi	231	1 in 30 miles or 30 mins	0	1	0.4	230	99.6	45.3	49.4
	Kittson	356	1 in 30 miles or 30 mins	0	0	0.0	356	100.0	255.5	279.7
	Koochiching	219	1 in 30 miles or 30 mins	0	0	0.0	219	100.0	138.8	195.5
	Lac qui Parle	265	1 in 30 miles or 30 mins	0	0	0.0	265	100.0	71.3	77.7
	Lake	213	1 in 30 miles or 30 mins	0	5	2.3	208	97.7	51.2	72.3
	Lake of the Woods	339	1 in 30 miles or 30 mins	0	0	0.0	339	100.0	190.3	249.4
	Le Sueur	145	1 in 30 miles or 30 mins	0	114	78.6	31	21.4	25.1	27.4

# Access Detail By County

July 1, 2024

Created by...  
Medica

Access Analysis  
Mental Health Clinical Nurse Specialist

Eligible / Provider Groups  
National Proxy Census (Medica Applause MNN011)  
Medica Applause MNN011 Mental Health Clinical Nurse Specialist (Medica Regional Service Area)

All Eligibles										
State Abbr	County	Eligible	Provider	Counts	With Access		Without Access		Average Distance	Average Time
		#	Standard	#	#	%	#	%	1	1
MN	Lincoln	118	1 in 30 miles or 30 mins	0	0	0.0	118	100.0	61.6	67.1
	Lyon	136	1 in 30 miles or 30 mins	0	2	1.5	134	98.5	40.0	43.6
	Mahnomen	220	1 in 30 miles or 30 mins	0	0	0.0	220	100.0	144.5	157.5
	Marshall	388	1 in 30 miles or 30 mins	0	0	0.0	388	100.0	220.5	241.2
	Martin	200	1 in 30 miles or 30 mins	0	0	0.0	200	100.0	68.1	74.3
	McLeod	199	1 in 30 miles or 30 mins	0	81	40.7	118	59.3	32.9	35.8
	Meeker	512	1 in 30 miles or 30 mins	0	110	21.5	402	78.5	36.4	39.7
	Mille Lacs	305	1 in 30 miles or 30 mins	0	82	26.9	223	73.1	39.8	43.8
	Morrison	187	1 in 30 miles or 30 mins	0	50	26.7	137	73.3	34.3	37.4
	Mower	458	1 in 30 miles or 30 mins	0	63	13.8	395	86.2	40.2	47.7
	Murray	321	1 in 30 miles or 30 mins	0	0	0.0	321	100.0	58.2	63.5
	Nicollet	161	1 in 30 miles or 30 mins	0	5	3.1	156	96.9	38.8	42.3
	Nobles	268	1 in 30 miles or 30 mins	0	0	0.0	268	100.0	72.9	79.4
	Norman	286	1 in 30 miles or 30 mins	0	0	0.0	286	100.0	164.9	179.9
	Olmsted	706	1 in 30 miles or 30 mins	2	706	100.0	0	0.0	6.3	7.6
	Otter Tail	302	1 in 30 miles or 30 mins	0	0	0.0	302	100.0	100.2	109.2
	Pennington	145	1 in 30 miles or 30 mins	0	0	0.0	145	100.0	199.3	217.4
	Pine	298	1 in 30 miles or 30 mins	0	0	0.0	298	100.0	49.9	58.7
	Pipestone	106	1 in 30 miles or 30 mins	0	0	0.0	106	100.0	75.7	82.5
	Polk	156	1 in 30 miles or 30 mins	0	0	0.0	156	100.0	186.7	203.7
	Pope	232	1 in 30 miles or 30 mins	0	0	0.0	232	100.0	61.9	67.5
	Ramsey	2,586	1 in 30 miles or 30 mins	3	2,586	100.0	0	0.0	5.4	9.0
	Red Lake	346	1 in 30 miles or 30 mins	0	0	0.0	346	100.0	184.9	201.6
	Redwood	335	1 in 30 miles or 30 mins	1	305	91.0	30	9.0	15.3	16.6
	Renville	157	1 in 30 miles or 30 mins	0	121	77.1	36	22.9	24.0	26.1
	Rice	308	1 in 30 miles or 30 mins	1	308	100.0	0	0.0	9.7	10.6
	Rock	440	1 in 30 miles or 30 mins	0	0	0.0	440	100.0	92.2	100.5
	Roseau	347	1 in 30 miles or 30 mins	0	0	0.0	347	100.0	220.5	259.0
	Scott	601	1 in 30 miles or 30 mins	0	601	100.0	0	0.0	13.5	15.2
	Sherburne	498	1 in 30 miles or 30 mins	0	464	93.2	34	6.8	21.6	24.0
	Sibley	167	1 in 30 miles or 30 mins	0	47	28.1	120	71.9	33.2	36.2
	St. Louis	919	1 in 30 miles or 30 mins	1	465	50.6	454	49.4	35.3	50.0
	Stearns	798	1 in 30 miles or 30 mins	2	626	78.4	172	21.6	16.3	17.9
	Steele	191	1 in 30 miles or 30 mins	0	171	89.5	20	10.5	19.1	20.8
	Stevens	199	1 in 30 miles or 30 mins	0	0	0.0	199	100.0	86.3	94.1
	Swift	102	1 in 30 miles or 30 mins	0	0	0.0	102	100.0	69.8	76.1
	Todd	286	1 in 30 miles or 30 mins	0	0	0.0	286	100.0	55.6	60.6
	Traverse	259	1 in 30 miles or 30 mins	0	0	0.0	259	100.0	114.3	124.6
	Wabasha	104	1 in 30 miles or 30 mins	0	48	46.2	56	53.8	29.6	35.4
	Wadena	167	1 in 30 miles or 30 mins	0	0	0.0	167	100.0	82.9	90.4

### Access Detail By County

July 1, 2024

Created by...  
Medica

Access Analysis  
Mental Health Clinical Nurse Specialist

Eligible / Provider Groups  
National Proxy Census (Medica Applause MNN011)  
Medica Applause MNN011 Mental Health Clinical Nurse Specialist (Medica Regional Service Area)

All Eligibles										
State Abbr	County	Eligible	Provider	Counts	With Access		Without Access		Average Distance	Average Time
		#	Standard	#	#	%	#	%	1	1
MN	Waseca	106	1 in 30 miles or 30 mins	0	70	66.0	36	34.0	28.1	30.6
	Washington	1,030	1 in 30 miles or 30 mins	1	1,030	100.0	0	0.0	12.7	17.8
	Watonwan	131	1 in 30 miles or 30 mins	0	0	0.0	131	100.0	49.4	53.9
	Wilkin	282	1 in 30 miles or 30 mins	0	0	0.0	282	100.0	123.7	134.9
	Winona	247	1 in 30 miles or 30 mins	0	47	19.0	200	81.0	38.2	45.8
	Wright	743	1 in 30 miles or 30 mins	0	743	100.0	0	0.0	15.5	17.2
	Yellow Medicine	199	1 in 30 miles or 30 mins	0	17	8.5	182	91.5	47.8	52.1
	Grand Totals		35,677	1 in 30 miles or 30 mins	18	19,471	54.6	16,206	45.4	48.2

# Mental Health Providers/Medica Applause/MNN011

July 1, 2024

Created by...  
Medica

Medica Applause MNN011 Mental Health Providers

9,548 providers at 1,972 locations

■ All providers

Mental Health Providers

Employee Group

National Proxy Census (Medica Applause MNN011)

Provider Group

Medica Applause MNN011 Mental Health Providers (Medica Regional Service Area)

35,677 eligible locations

◆ With access (35,250)

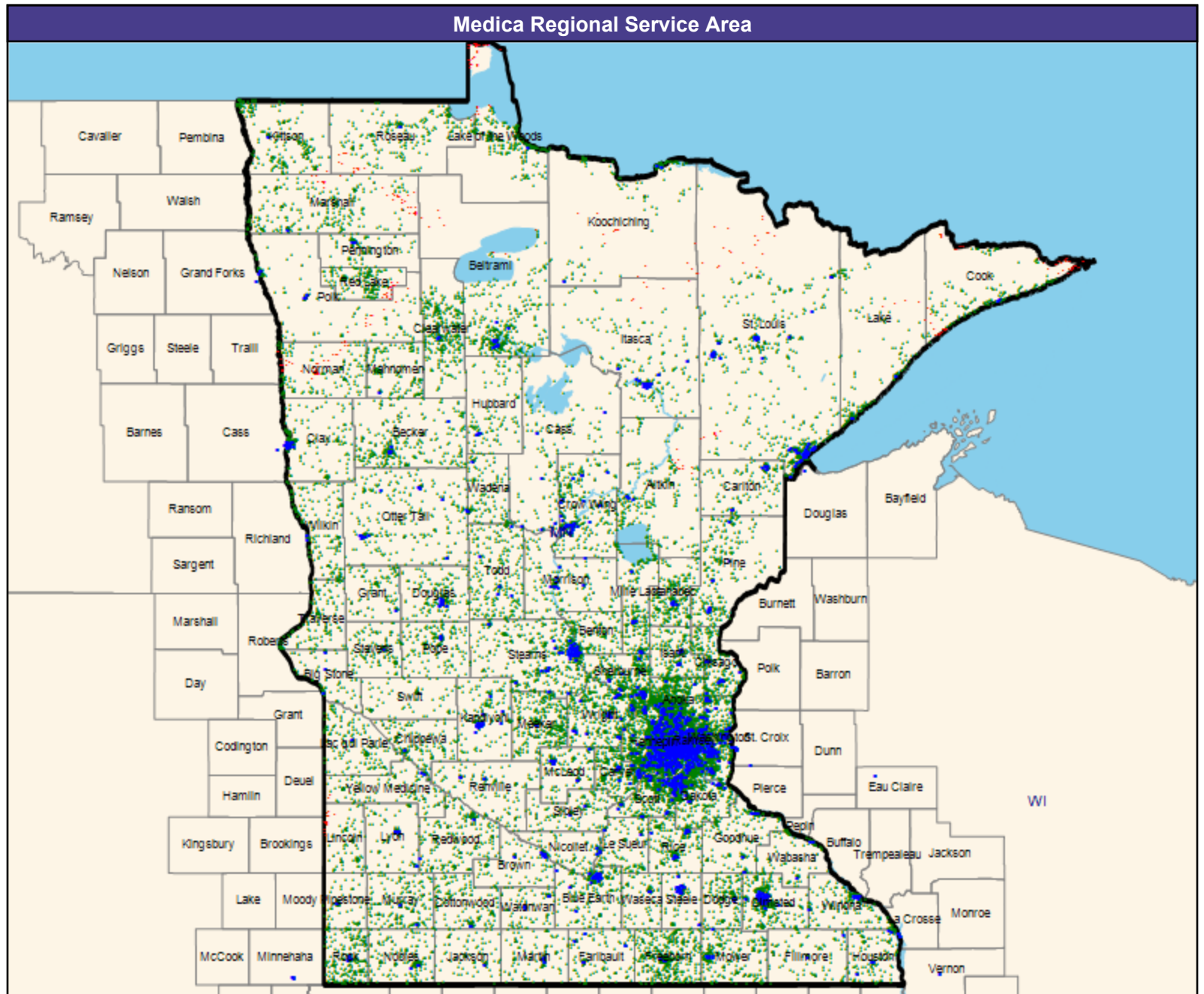
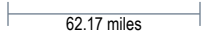
● Without access (427)

The Access Standard is defined as (National Proxy Census (Medica Applause MNN011)) eligibles accessing:

1 (Medica Applause MNN011 Mental Health Providers (Medica Regional Service Area)) provider in 30 miles or 30 minutes

Service Areas

□ Medica Applause MNN011



# Access Detail By County

July 1, 2024

Created by...  
Medica

Access Analysis  
Mental Health Providers  
Eligible / Provider Groups  
National Proxy Census (Medica  
Applause MNN011)  
Medica Applause MNN011 Mental  
Health Providers (Medica Regional  
Service Area)

All Eligibles										
State Abbr	County	Eligible	Provider	Counts	With Access		Without Access		Average Distance	Average Time
		#	Standard	#	#	%	#	%	1	1
MN	Aitkin	287	1 in 30 miles or 30 mins	3	276	96.2	11	3.8	14.8	16.1
	Anoka	1,740	1 in 30 miles or 30 mins	415	1,740	100.0	0	0.0	1.7	2.1
	Becker	364	1 in 30 miles or 30 mins	31	364	100.0	0	0.0	8.0	8.7
	Beltrami	450	1 in 30 miles or 30 mins	63	441	98.0	9	2.0	8.1	8.8
	Benton	243	1 in 30 miles or 30 mins	35	243	100.0	0	0.0	6.0	6.5
	Big Stone	101	1 in 30 miles or 30 mins	3	101	100.0	0	0.0	6.0	6.5
	Blue Earth	347	1 in 30 miles or 30 mins	146	347	100.0	0	0.0	3.5	3.8
	Brown	135	1 in 30 miles or 30 mins	29	135	100.0	0	0.0	5.7	6.1
	Carlton	180	1 in 30 miles or 30 mins	23	180	100.0	0	0.0	5.6	6.0
	Carver	795	1 in 30 miles or 30 mins	215	795	100.0	0	0.0	3.0	3.2
	Cass	144	1 in 30 miles or 30 mins	7	144	100.0	0	0.0	10.3	11.2
	Chippewa	266	1 in 30 miles or 30 mins	3	266	100.0	0	0.0	6.5	7.1
	Chisago	271	1 in 30 miles or 30 mins	39	271	100.0	0	0.0	4.7	5.1
	Clay	324	1 in 30 miles or 30 mins	99	324	100.0	0	0.0	7.3	8.0
	Clearwater	387	1 in 30 miles or 30 mins	2	387	100.0	0	0.0	10.3	11.2
	Cook	212	1 in 30 miles or 30 mins	5	164	77.4	48	22.6	19.6	21.3
	Cottonwood	255	1 in 30 miles or 30 mins	3	255	100.0	0	0.0	10.4	11.3
	Crow Wing	348	1 in 30 miles or 30 mins	90	348	100.0	0	0.0	4.0	4.4
	Dakota	1,818	1 in 30 miles or 30 mins	644	1,818	100.0	0	0.0	1.5	1.8
	Dodge	218	1 in 30 miles or 30 mins	9	218	100.0	0	0.0	5.8	6.3
	Douglas	191	1 in 30 miles or 30 mins	55	191	100.0	0	0.0	5.8	6.2
	Faribault	151	1 in 30 miles or 30 mins	6	151	100.0	0	0.0	5.8	6.3
	Fillmore	112	1 in 30 miles or 30 mins	28	112	100.0	0	0.0	10.7	11.6
	Freeborn	668	1 in 30 miles or 30 mins	9	668	100.0	0	0.0	6.2	6.8
	Goodhue	227	1 in 30 miles or 30 mins	19	227	100.0	0	0.0	7.2	7.8
	Grant	127	1 in 30 miles or 30 mins	1	127	100.0	0	0.0	15.0	16.3
	Hennepin	5,098	1 in 30 miles or 30 mins	3,223	5,098	100.0	0	0.0	0.8	1.2
	Houston	192	1 in 30 miles or 30 mins	6	192	100.0	0	0.0	4.7	5.1
	Hubbard	110	1 in 30 miles or 30 mins	26	110	100.0	0	0.0	10.0	10.9
	Isanti	226	1 in 30 miles or 30 mins	47	226	100.0	0	0.0	4.6	5.0
	Itasca	216	1 in 30 miles or 30 mins	73	209	96.8	7	3.2	9.3	10.2
	Jackson	107	1 in 30 miles or 30 mins	1	107	100.0	0	0.0	8.5	9.2
	Kanabec	347	1 in 30 miles or 30 mins	10	347	100.0	0	0.0	5.6	6.0
	Kandiyohi	231	1 in 30 miles or 30 mins	130	231	100.0	0	0.0	3.6	3.9
	Kittson	356	1 in 30 miles or 30 mins	1	349	98.0	7	2.0	16.0	17.5
	Koochiching	219	1 in 30 miles or 30 mins	11	204	93.2	15	6.8	11.1	12.0
	Lac qui Parle	265	1 in 30 miles or 30 mins	1	265	100.0	0	0.0	8.8	9.5
	Lake	213	1 in 30 miles or 30 mins	11	209	98.1	4	1.9	7.7	8.3
	Lake of the Woods	339	1 in 30 miles or 30 mins	2	288	85.0	51	15.0	17.4	18.9
	Le Sueur	145	1 in 30 miles or 30 mins	10	145	100.0	0	0.0	6.4	6.9

# Access Detail By County

July 1, 2024

Created by...  
Medica

Access Analysis  
Mental Health Providers  
Eligible / Provider Groups  
National Proxy Census (Medica Applause MNN011)  
Medica Applause MNN011 Mental Health Providers (Medica Regional Service Area)

All Eligibles										
State Abbr	County	Eligible	Provider	Counts	With Access		Without Access		Average Distance	Average Time
		#	Standard	#	#	%	#	%	1	1
MN	Lincoln	118	1 in 30 miles or 30 mins	0	97	82.2	21	17.8	24.4	26.5
	Lyon	136	1 in 30 miles or 30 mins	25	136	100.0	0	0.0	6.0	6.6
	Mahnomen	220	1 in 30 miles or 30 mins	1	220	100.0	0	0.0	12.7	13.8
	Marshall	388	1 in 30 miles or 30 mins	1	343	88.4	45	11.6	17.2	18.7
	Martin	200	1 in 30 miles or 30 mins	6	200	100.0	0	0.0	7.0	7.5
	McLeod	199	1 in 30 miles or 30 mins	39	199	100.0	0	0.0	3.9	4.2
	Meeker	512	1 in 30 miles or 30 mins	3	512	100.0	0	0.0	5.9	6.4
	Mille Lacs	305	1 in 30 miles or 30 mins	26	305	100.0	0	0.0	5.7	6.1
	Morrison	187	1 in 30 miles or 30 mins	28	187	100.0	0	0.0	6.2	6.7
	Mower	458	1 in 30 miles or 30 mins	39	458	100.0	0	0.0	6.8	7.4
	Murray	321	1 in 30 miles or 30 mins	2	321	100.0	0	0.0	7.1	7.7
	Nicollet	161	1 in 30 miles or 30 mins	26	161	100.0	0	0.0	3.7	4.0
	Nobles	268	1 in 30 miles or 30 mins	4	268	100.0	0	0.0	7.3	7.9
	Norman	286	1 in 30 miles or 30 mins	0	180	62.9	106	37.1	26.1	28.4
	Olmsted	706	1 in 30 miles or 30 mins	355	706	100.0	0	0.0	2.6	2.9
	Otter Tail	302	1 in 30 miles or 30 mins	39	302	100.0	0	0.0	7.4	8.0
	Pennington	145	1 in 30 miles or 30 mins	19	145	100.0	0	0.0	4.7	5.1
	Pine	298	1 in 30 miles or 30 mins	31	298	100.0	0	0.0	6.7	7.2
	Pipstone	106	1 in 30 miles or 30 mins	4	106	100.0	0	0.0	7.3	7.9
	Polk	156	1 in 30 miles or 30 mins	28	143	91.7	13	8.3	12.8	14.0
	Pope	232	1 in 30 miles or 30 mins	6	232	100.0	0	0.0	7.9	8.6
	Ramsey	2,586	1 in 30 miles or 30 mins	1,574	2,586	100.0	0	0.0	0.6	0.9
	Red Lake	346	1 in 30 miles or 30 mins	0	301	87.0	45	13.0	21.2	23.1
	Redwood	335	1 in 30 miles or 30 mins	3	335	100.0	0	0.0	10.0	10.9
	Renville	157	1 in 30 miles or 30 mins	3	157	100.0	0	0.0	8.8	9.5
	Rice	308	1 in 30 miles or 30 mins	64	308	100.0	0	0.0	3.5	3.8
	Rock	440	1 in 30 miles or 30 mins	29	440	100.0	0	0.0	6.1	6.6
	Roseau	347	1 in 30 miles or 30 mins	2	334	96.3	13	3.7	15.4	16.8
	Scott	601	1 in 30 miles or 30 mins	83	601	100.0	0	0.0	2.2	2.4
	Sherburne	498	1 in 30 miles or 30 mins	103	498	100.0	0	0.0	2.6	2.8
	Sibley	167	1 in 30 miles or 30 mins	2	167	100.0	0	0.0	6.4	7.0
	St. Louis	919	1 in 30 miles or 30 mins	366	889	96.7	30	3.3	5.9	6.4
	Stearns	798	1 in 30 miles or 30 mins	358	798	100.0	0	0.0	4.2	4.5
	Steele	191	1 in 30 miles or 30 mins	38	191	100.0	0	0.0	2.6	2.8
	Stevens	199	1 in 30 miles or 30 mins	8	199	100.0	0	0.0	6.5	7.0
	Swift	102	1 in 30 miles or 30 mins	0	102	100.0	0	0.0	22.2	24.2
	Todd	286	1 in 30 miles or 30 mins	11	286	100.0	0	0.0	6.7	7.2
	Traverse	259	1 in 30 miles or 30 mins	0	259	100.0	0	0.0	18.5	20.1
	Wabasha	104	1 in 30 miles or 30 mins	3	104	100.0	0	0.0	7.4	8.0
	Wadena	167	1 in 30 miles or 30 mins	51	167	100.0	0	0.0	6.3	6.9



## Access Detail By County

July 1, 2024

Created by...  
Medica

Access Analysis  
Mental Health Providers  
Eligible / Provider Groups  
National Proxy Census (Medica  
Applause MNN011)  
Medica Applause MNN011 Mental  
Health Providers (Medica Regional  
Service Area)

All Eligibles										
State Abbr	County	Eligible	Provider	Counts	With Access		Without Access		Average Distance	Average Time
		#	Standard	#	#	%	#	%	1	1
MN	Waseca	106	1 in 30 miles or 30 mins	15	106	100.0	0	0.0	6.5	7.1
	Washington	1,030	1 in 30 miles or 30 mins	410	1,030	100.0	0	0.0	1.3	1.5
	Watonwan	131	1 in 30 miles or 30 mins	7	131	100.0	0	0.0	5.4	5.8
	Wilkin	282	1 in 30 miles or 30 mins	8	282	100.0	0	0.0	10.9	11.8
	Winona	247	1 in 30 miles or 30 mins	46	247	100.0	0	0.0	4.1	4.5
	Wright	743	1 in 30 miles or 30 mins	121	743	100.0	0	0.0	2.7	2.9
	Yellow Medicine	199	1 in 30 miles or 30 mins	2	197	99.0	2	1.0	14.3	15.5
	Grand Totals	35,677	1 in 30 miles or 30 mins	9,523	35,250	98.8	427	1.2	5.4	6.0

# Licensed Child and Adolescent Psychologists/Medica Applause/MNN011

July 1, 2024

Created by...  
Medica

Medica Applause MNN011 Licensed  
Child and Adolescent Psychologists

996 providers at 503 locations

■ All providers

Licensed Child and Adolescent  
Psychologists

Employee Group

National Proxy Census (Medica  
Applause MNN011)

Provider Group

Medica Applause MNN011 Licensed  
Child and Adolescent Psychologists  
(Medica Regional Service Area)

35,677 eligible locations

◆ With access (31,231)

● Without access (4,446)

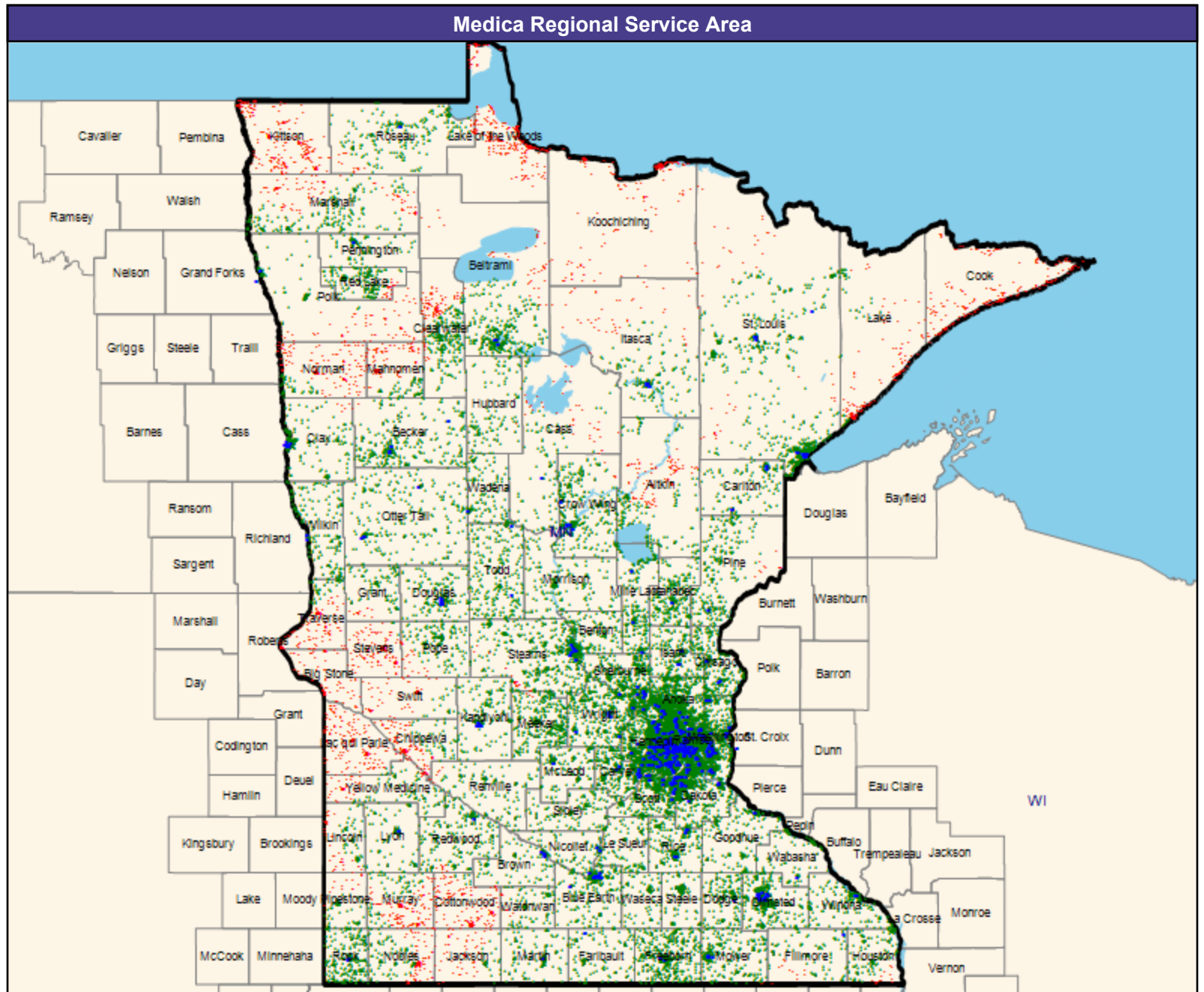
The Access Standard is defined as  
(National Proxy Census (Medica  
Applause MNN011)) eligibles accessing:

1 (Medica Applause MNN011 Licensed  
Child and Adolescent Psychologists  
(Medica Regional Service Area))  
provider in 30 miles or 30 minutes

Service Areas

□ Medica Applause MNN011

62.17 miles



# Access Detail By County

July 1, 2024

Created by...  
Medica

Access Analysis  
Licensed Child and Adolescent  
Psychologists  
  
Eligible / Provider Groups  
National Proxy Census (Medica  
Applause MNN011)  
Medica Applause MNN011 Licensed  
Child and Adolescent Psychologists  
(Medica Regional Service Area)

All Eligibles										
State Abbr	County	Eligible	Provider	Counts	With Access		Without Access		Average Distance	Average Time
		#	Standard	#	#	%	#	%	1	1
MN	Aitkin	287	1 in 30 miles or 30 mins	0	184	64.1	103	35.9	28.8	31.4
	Anoka	1,740	1 in 30 miles or 30 mins	26	1,740	100.0	0	0.0	3.7	4.5
	Becker	364	1 in 30 miles or 30 mins	8	362	99.5	2	0.5	9.3	10.2
	Beltrami	450	1 in 30 miles or 30 mins	3	405	90.0	45	10.0	12.3	13.4
	Benton	243	1 in 30 miles or 30 mins	0	243	100.0	0	0.0	7.0	7.7
	Big Stone	101	1 in 30 miles or 30 mins	0	0	0.0	101	100.0	60.0	65.4
	Blue Earth	347	1 in 30 miles or 30 mins	14	347	100.0	0	0.0	4.5	4.9
	Brown	135	1 in 30 miles or 30 mins	6	132	97.8	3	2.2	10.6	11.5
	Carlton	180	1 in 30 miles or 30 mins	4	180	100.0	0	0.0	6.0	6.5
	Carver	795	1 in 30 miles or 30 mins	18	795	100.0	0	0.0	4.1	4.5
	Cass	144	1 in 30 miles or 30 mins	1	106	73.6	38	26.4	19.8	21.6
	Chippewa	266	1 in 30 miles or 30 mins	0	57	21.4	209	78.6	32.6	35.5
	Chisago	271	1 in 30 miles or 30 mins	3	271	100.0	0	0.0	6.1	6.6
	Clay	324	1 in 30 miles or 30 mins	7	319	98.5	5	1.5	8.4	9.2
	Clearwater	387	1 in 30 miles or 30 mins	0	269	69.5	118	30.5	27.0	29.4
	Cook	212	1 in 30 miles or 30 mins	0	0	0.0	212	100.0	78.8	85.9
	Cottonwood	255	1 in 30 miles or 30 mins	0	8	3.1	247	96.9	38.9	42.4
	Crow Wing	348	1 in 30 miles or 30 mins	6	343	98.6	5	1.4	10.6	11.5
	Dakota	1,818	1 in 30 miles or 30 mins	67	1,818	100.0	0	0.0	2.1	2.7
	Dodge	218	1 in 30 miles or 30 mins	1	218	100.0	0	0.0	7.6	8.2
	Douglas	191	1 in 30 miles or 30 mins	11	191	100.0	0	0.0	7.0	7.6
	Faribault	151	1 in 30 miles or 30 mins	1	151	100.0	0	0.0	16.0	17.4
	Fillmore	112	1 in 30 miles or 30 mins	1	101	90.2	11	9.8	21.1	22.9
	Freeborn	668	1 in 30 miles or 30 mins	2	668	100.0	0	0.0	7.0	7.6
	Goodhue	227	1 in 30 miles or 30 mins	2	227	100.0	0	0.0	11.6	12.7
	Grant	127	1 in 30 miles or 30 mins	0	108	85.0	19	15.0	24.2	26.4
	Hennepin	5,098	1 in 30 miles or 30 mins	406	5,098	100.0	0	0.0	1.4	2.0
	Houston	192	1 in 30 miles or 30 mins	0	179	93.2	13	6.8	21.4	23.3
	Hubbard	110	1 in 30 miles or 30 mins	0	109	99.1	1	0.9	19.3	21.0
	Isanti	226	1 in 30 miles or 30 mins	7	226	100.0	0	0.0	5.3	5.8
	Itasca	216	1 in 30 miles or 30 mins	5	170	78.7	46	21.3	16.8	18.2
	Jackson	107	1 in 30 miles or 30 mins	0	42	39.3	65	60.7	34.2	37.3
	Kanabec	347	1 in 30 miles or 30 mins	1	347	100.0	0	0.0	6.5	7.0
	Kandiyohi	231	1 in 30 miles or 30 mins	6	231	100.0	0	0.0	8.0	8.6
	Kittson	356	1 in 30 miles or 30 mins	0	0	0.0	356	100.0	51.5	56.4
	Koochiching	219	1 in 30 miles or 30 mins	0	0	0.0	219	100.0	79.8	87.0
	Lac qui Parle	265	1 in 30 miles or 30 mins	0	2	0.8	263	99.2	48.2	52.5
	Lake	213	1 in 30 miles or 30 mins	0	36	16.9	177	83.1	37.2	41.2
	Lake of the Woods	339	1 in 30 miles or 30 mins	0	0	0.0	339	100.0	49.2	53.6
	Le Sueur	145	1 in 30 miles or 30 mins	0	145	100.0	0	0.0	14.8	16.0

# Access Detail By County

July 1, 2024

Created by...  
Medica

Access Analysis  
Licensed Child and Adolescent  
Psychologists  
  
Eligible / Provider Groups  
National Proxy Census (Medica  
Applause MNN011)  
Medica Applause MNN011 Licensed  
Child and Adolescent Psychologists  
(Medica Regional Service Area)

All Eligibles										
State Abbr	County	Eligible	Provider	Counts	With Access		Without Access		Average Distance	Average Time
		#	Standard	#	#	%	#	%	1	1
MN	Lincoln	118	1 in 30 miles or 30 mins	0	70	59.3	48	40.7	28.7	31.3
	Lyon	136	1 in 30 miles or 30 mins	2	136	100.0	0	0.0	9.6	10.4
	Mahnomen	220	1 in 30 miles or 30 mins	0	77	35.0	143	65.0	33.0	36.0
	Marshall	388	1 in 30 miles or 30 mins	0	264	68.0	124	32.0	26.1	28.4
	Martin	200	1 in 30 miles or 30 mins	1	200	100.0	0	0.0	8.4	9.1
	McLeod	199	1 in 30 miles or 30 mins	1	199	100.0	0	0.0	9.6	10.4
	Meeker	512	1 in 30 miles or 30 mins	0	507	99.0	5	1.0	18.0	19.6
	Mille Lacs	305	1 in 30 miles or 30 mins	3	305	100.0	0	0.0	6.1	6.6
	Morrison	187	1 in 30 miles or 30 mins	0	187	100.0	0	0.0	19.2	20.9
	Mower	458	1 in 30 miles or 30 mins	5	456	99.6	2	0.4	7.5	8.1
	Murray	321	1 in 30 miles or 30 mins	0	85	26.5	236	73.5	32.6	35.6
	Nicollet	161	1 in 30 miles or 30 mins	3	161	100.0	0	0.0	4.1	4.4
	Nobles	268	1 in 30 miles or 30 mins	0	113	42.2	155	57.8	27.9	30.4
	Norman	286	1 in 30 miles or 30 mins	0	58	20.3	228	79.7	36.0	39.5
	Olmsted	706	1 in 30 miles or 30 mins	31	706	100.0	0	0.0	4.2	4.7
	Otter Tail	302	1 in 30 miles or 30 mins	4	302	100.0	0	0.0	11.2	12.1
	Pennington	145	1 in 30 miles or 30 mins	5	145	100.0	0	0.0	5.2	5.7
	Pine	298	1 in 30 miles or 30 mins	1	286	96.0	12	4.0	13.0	14.1
	Pipestone	106	1 in 30 miles or 30 mins	0	89	84.0	17	16.0	25.5	27.8
	Polk	156	1 in 30 miles or 30 mins	1	89	57.1	67	42.9	25.8	28.1
	Pope	232	1 in 30 miles or 30 mins	0	210	90.5	22	9.5	20.3	22.1
	Ramsey	2,586	1 in 30 miles or 30 mins	154	2,586	100.0	0	0.0	1.2	1.9
	Red Lake	346	1 in 30 miles or 30 mins	0	297	85.8	49	14.2	22.4	24.4
	Redwood	335	1 in 30 miles or 30 mins	1	327	97.6	8	2.4	13.5	14.6
	Renville	157	1 in 30 miles or 30 mins	0	152	96.8	5	3.2	19.9	21.6
	Rice	308	1 in 30 miles or 30 mins	10	308	100.0	0	0.0	5.1	5.6
	Rock	440	1 in 30 miles or 30 mins	2	440	100.0	0	0.0	6.6	7.1
	Roseau	347	1 in 30 miles or 30 mins	1	323	93.1	24	6.9	15.5	16.9
	Scott	601	1 in 30 miles or 30 mins	15	601	100.0	0	0.0	5.3	5.8
	Sherburne	498	1 in 30 miles or 30 mins	7	498	100.0	0	0.0	5.6	6.1
	Sibley	167	1 in 30 miles or 30 mins	0	167	100.0	0	0.0	19.3	21.0
	St. Louis	919	1 in 30 miles or 30 mins	38	871	94.8	48	5.2	11.3	12.6
	Stearns	798	1 in 30 miles or 30 mins	30	761	95.4	37	4.6	11.5	12.6
	Steele	191	1 in 30 miles or 30 mins	0	191	100.0	0	0.0	15.8	17.2
	Stevens	199	1 in 30 miles or 30 mins	0	3	1.5	196	98.5	41.3	45.0
	Swift	102	1 in 30 miles or 30 mins	0	18	17.6	84	82.4	38.2	41.7
	Todd	286	1 in 30 miles or 30 mins	2	286	100.0	0	0.0	11.6	12.6
	Traverse	259	1 in 30 miles or 30 mins	0	43	16.6	216	83.4	35.8	39.0
	Wabasha	104	1 in 30 miles or 30 mins	1	104	100.0	0	0.0	13.9	15.2
	Wadena	167	1 in 30 miles or 30 mins	1	167	100.0	0	0.0	10.7	11.7

# Access Detail By County

July 1, 2024

Created by...  
Medica

Access Analysis  
Licensed Child and Adolescent Psychologists  
Eligible / Provider Groups  
National Proxy Census (Medica Applause MNN011)  
Medica Applause MNN011 Licensed Child and Adolescent Psychologists (Medica Regional Service Area)

All Eligibles										
State Abbr	County	Eligible	Provider	Counts	With Access		Without Access		Average Distance	Average Time
		#	Standard	#	#	%	#	%	1	1
MN	Waseca	106	1 in 30 miles or 30 mins	0	106	100.0	0	0.0	21.4	23.3
	Washington	1,030	1 in 30 miles or 30 mins	48	1,030	100.0	0	0.0	2.5	2.9
	Watonwan	131	1 in 30 miles or 30 mins	0	110	84.0	21	16.0	23.7	25.8
	Wilkin	282	1 in 30 miles or 30 mins	2	282	100.0	0	0.0	11.2	12.2
	Winona	247	1 in 30 miles or 30 mins	4	247	100.0	0	0.0	8.1	8.8
	Wright	743	1 in 30 miles or 30 mins	10	743	100.0	0	0.0	5.0	5.4
	Yellow Medicine	199	1 in 30 miles or 30 mins	0	97	48.7	102	51.3	29.7	32.4
	Grand Totals	35,677	1 in 30 miles or 30 mins	989	31,231	87.5	4,446	12.5	11.9	13.1

# Licensed Psychologists/Medica Applause/MNN011

July 1, 2024

Created by...  
Medica

Medica Applause MNN011 Licensed Psychologists

1,842 providers at 742 locations

■ All providers

Licensed Psychologists

Employee Group

National Proxy Census (Medica Applause MNN011)

Provider Group

Medica Applause MNN011 Licensed Psychologists (Medica Regional Service Area)

35,677 eligible locations

◆ With access (32,261)

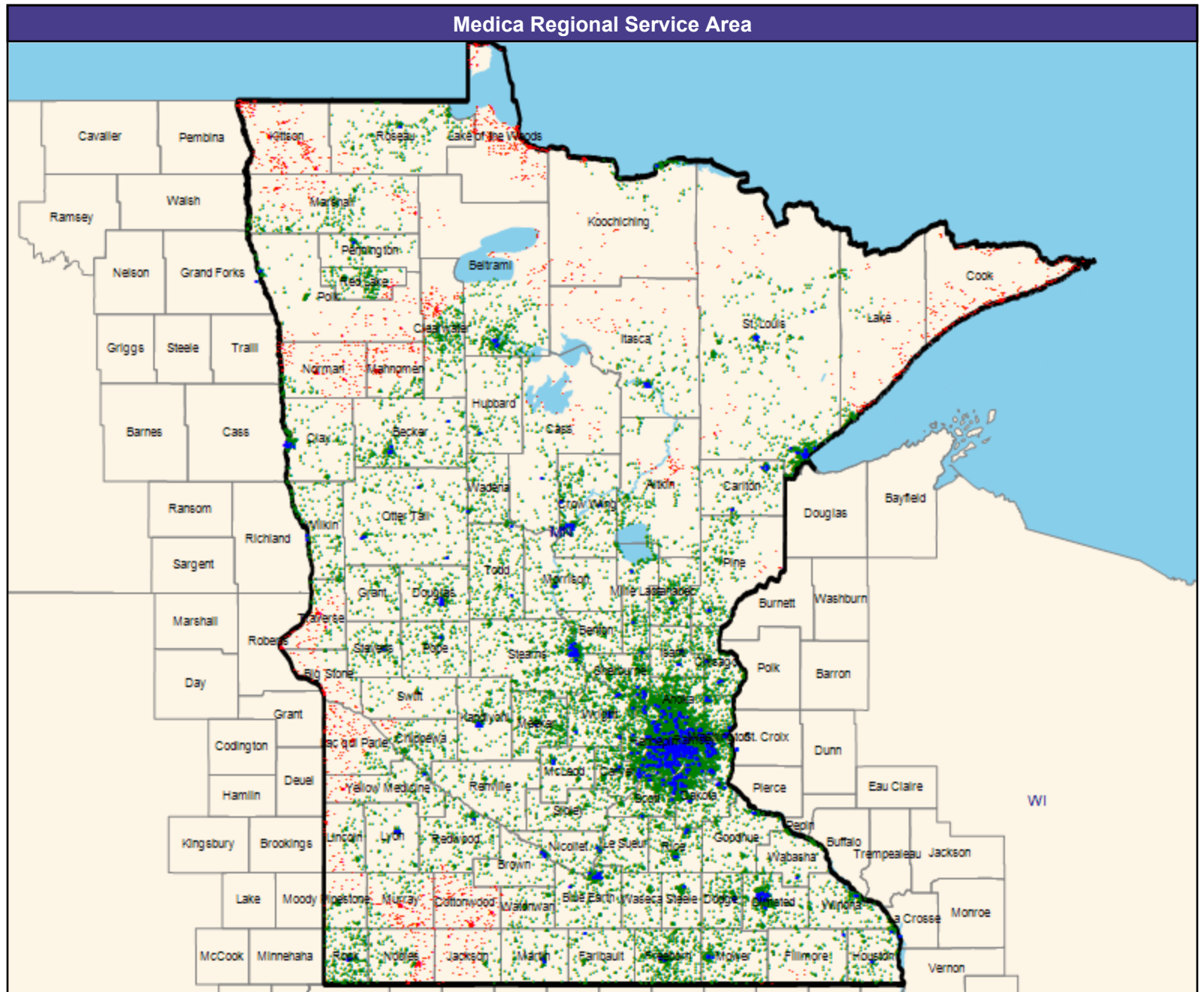
● Without access (3,416)

The Access Standard is defined as (National Proxy Census (Medica Applause MNN011)) eligibles accessing:  
1 (Medica Applause MNN011 Licensed Psychologists (Medica Regional Service Area)) provider in 30 miles or 30 minutes

Service Areas

☐ Medica Applause MNN011

62.17 miles



# Access Detail By County

July 1, 2024

Created by...  
Medica

Access Analysis  
Licensed Psychologists  
Eligible / Provider Groups  
National Proxy Census (Medica  
Applause MNN011)  
Medica Applause MNN011 Licensed  
Psychologists (Medica Regional  
Service Area)

All Eligibles										
State Abbr	County	Eligible	Provider	Counts	With Access		Without Access		Average Distance	Average Time
		#	Standard	#	#	%	#	%	1	1
MN	Aitkin	287	1 in 30 miles or 30 mins	0	234	81.5	53	18.5	22.7	24.7
	Anoka	1,740	1 in 30 miles or 30 mins	58	1,740	100.0	0	0.0	3.1	3.8
	Becker	364	1 in 30 miles or 30 mins	15	362	99.5	2	0.5	9.2	10.0
	Beltrami	450	1 in 30 miles or 30 mins	10	405	90.0	45	10.0	12.1	13.1
	Benton	243	1 in 30 miles or 30 mins	1	243	100.0	0	0.0	6.5	7.2
	Big Stone	101	1 in 30 miles or 30 mins	0	22	21.8	79	78.2	34.9	38.0
	Blue Earth	347	1 in 30 miles or 30 mins	25	347	100.0	0	0.0	4.4	4.8
	Brown	135	1 in 30 miles or 30 mins	8	132	97.8	3	2.2	10.6	11.5
	Carlton	180	1 in 30 miles or 30 mins	5	180	100.0	0	0.0	5.7	6.2
	Carver	795	1 in 30 miles or 30 mins	28	795	100.0	0	0.0	4.0	4.4
	Cass	144	1 in 30 miles or 30 mins	1	115	79.9	29	20.1	19.0	20.6
	Chippewa	266	1 in 30 miles or 30 mins	0	250	94.0	16	6.0	17.3	18.8
	Chisago	271	1 in 30 miles or 30 mins	4	271	100.0	0	0.0	5.8	6.3
	Clay	324	1 in 30 miles or 30 mins	11	319	98.5	5	1.5	8.0	8.8
	Clearwater	387	1 in 30 miles or 30 mins	0	277	71.6	110	28.4	26.6	29.0
	Cook	212	1 in 30 miles or 30 mins	0	0	0.0	212	100.0	78.8	85.9
	Cottonwood	255	1 in 30 miles or 30 mins	0	8	3.1	247	96.9	38.8	42.3
	Crow Wing	348	1 in 30 miles or 30 mins	12	348	100.0	0	0.0	7.7	8.3
	Dakota	1,818	1 in 30 miles or 30 mins	115	1,818	100.0	0	0.0	1.9	2.4
	Dodge	218	1 in 30 miles or 30 mins	2	218	100.0	0	0.0	7.2	7.8
	Douglas	191	1 in 30 miles or 30 mins	12	191	100.0	0	0.0	6.6	7.2
	Faribault	151	1 in 30 miles or 30 mins	1	151	100.0	0	0.0	16.0	17.4
	Fillmore	112	1 in 30 miles or 30 mins	4	105	93.8	7	6.2	20.1	21.9
	Freeborn	668	1 in 30 miles or 30 mins	3	668	100.0	0	0.0	6.9	7.6
	Goodhue	227	1 in 30 miles or 30 mins	3	227	100.0	0	0.0	11.3	12.4
	Grant	127	1 in 30 miles or 30 mins	0	127	100.0	0	0.0	22.6	24.6
	Hennepin	5,098	1 in 30 miles or 30 mins	722	5,098	100.0	0	0.0	1.1	1.7
	Houston	192	1 in 30 miles or 30 mins	2	192	100.0	0	0.0	5.8	6.3
	Hubbard	110	1 in 30 miles or 30 mins	1	110	100.0	0	0.0	11.1	12.0
	Isanti	226	1 in 30 miles or 30 mins	9	226	100.0	0	0.0	5.3	5.8
	Itasca	216	1 in 30 miles or 30 mins	9	171	79.2	45	20.8	16.5	18.0
	Jackson	107	1 in 30 miles or 30 mins	0	42	39.3	65	60.7	34.2	37.2
	Kanabec	347	1 in 30 miles or 30 mins	1	347	100.0	0	0.0	6.5	7.0
	Kandiyohi	231	1 in 30 miles or 30 mins	11	231	100.0	0	0.0	7.9	8.6
	Kittson	356	1 in 30 miles or 30 mins	0	0	0.0	356	100.0	51.5	56.4
	Koochiching	219	1 in 30 miles or 30 mins	2	160	73.1	59	26.9	18.1	19.7
	Lac qui Parle	265	1 in 30 miles or 30 mins	0	65	24.5	200	75.5	36.4	39.7
	Lake	213	1 in 30 miles or 30 mins	0	116	54.5	97	45.5	34.4	37.5
	Lake of the Woods	339	1 in 30 miles or 30 mins	0	0	0.0	339	100.0	48.0	52.4
	Le Sueur	145	1 in 30 miles or 30 mins	1	145	100.0	0	0.0	10.0	10.9

# Access Detail By County

July 1, 2024

Created by...  
Medica

Access Analysis  
Licensed Psychologists  
Eligible / Provider Groups  
National Proxy Census (Medica Applause MNN011)  
Medica Applause MNN011 Licensed Psychologists (Medica Regional Service Area)

All Eligibles										
State Abbr	County	Eligible	Provider	Counts	With Access		Without Access		Average Distance	Average Time
		#	Standard	#	#	%	#	%	1	1
MN	Lincoln	118	1 in 30 miles or 30 mins	0	75	63.6	43	36.4	27.9	30.4
	Lyon	136	1 in 30 miles or 30 mins	4	136	100.0	0	0.0	9.0	9.7
	Mahnomen	220	1 in 30 miles or 30 mins	0	77	35.0	143	65.0	33.0	35.9
	Marshall	388	1 in 30 miles or 30 mins	0	264	68.0	124	32.0	26.1	28.4
	Martin	200	1 in 30 miles or 30 mins	2	200	100.0	0	0.0	8.1	8.8
	McLeod	199	1 in 30 miles or 30 mins	4	199	100.0	0	0.0	9.3	10.1
	Meeker	512	1 in 30 miles or 30 mins	1	512	100.0	0	0.0	8.4	9.2
	Mille Lacs	305	1 in 30 miles or 30 mins	3	305	100.0	0	0.0	6.1	6.6
	Morrison	187	1 in 30 miles or 30 mins	2	187	100.0	0	0.0	9.8	10.6
	Mower	458	1 in 30 miles or 30 mins	7	456	99.6	2	0.4	7.4	8.0
	Murray	321	1 in 30 miles or 30 mins	0	89	27.7	232	72.3	32.3	35.1
	Nicollet	161	1 in 30 miles or 30 mins	4	161	100.0	0	0.0	4.1	4.4
	Nobles	268	1 in 30 miles or 30 mins	0	115	42.9	153	57.1	27.8	30.3
	Norman	286	1 in 30 miles or 30 mins	0	58	20.3	228	79.7	35.8	39.4
	Olmsted	706	1 in 30 miles or 30 mins	82	706	100.0	0	0.0	3.7	4.1
	Otter Tail	302	1 in 30 miles or 30 mins	9	302	100.0	0	0.0	9.8	10.7
	Pennington	145	1 in 30 miles or 30 mins	6	145	100.0	0	0.0	5.2	5.7
	Pine	298	1 in 30 miles or 30 mins	2	286	96.0	12	4.0	12.9	14.1
	Pipestone	106	1 in 30 miles or 30 mins	0	89	84.0	17	16.0	25.4	27.7
	Polk	156	1 in 30 miles or 30 mins	1	89	57.1	67	42.9	25.8	28.1
	Pope	232	1 in 30 miles or 30 mins	1	232	100.0	0	0.0	8.3	9.0
	Ramsey	2,586	1 in 30 miles or 30 mins	332	2,586	100.0	0	0.0	1.1	1.7
	Red Lake	346	1 in 30 miles or 30 mins	0	297	85.8	49	14.2	22.4	24.4
	Redwood	335	1 in 30 miles or 30 mins	2	328	97.9	7	2.1	13.3	14.5
	Renville	157	1 in 30 miles or 30 mins	0	157	100.0	0	0.0	18.0	19.5
	Rice	308	1 in 30 miles or 30 mins	12	308	100.0	0	0.0	4.7	5.1
	Rock	440	1 in 30 miles or 30 mins	3	440	100.0	0	0.0	6.5	7.1
	Roseau	347	1 in 30 miles or 30 mins	1	323	93.1	24	6.9	15.5	16.9
	Scott	601	1 in 30 miles or 30 mins	20	601	100.0	0	0.0	4.1	4.5
	Sherburne	498	1 in 30 miles or 30 mins	9	498	100.0	0	0.0	5.4	5.9
	Sibley	167	1 in 30 miles or 30 mins	0	167	100.0	0	0.0	19.3	21.0
	St. Louis	919	1 in 30 miles or 30 mins	71	877	95.4	42	4.6	10.7	11.7
	Stearns	798	1 in 30 miles or 30 mins	67	796	99.7	2	0.3	10.6	11.6
	Steele	191	1 in 30 miles or 30 mins	1	191	100.0	0	0.0	6.4	7.0
	Stevens	199	1 in 30 miles or 30 mins	2	199	100.0	0	0.0	6.9	7.5
	Swift	102	1 in 30 miles or 30 mins	0	77	75.5	25	24.5	26.5	28.9
	Todd	286	1 in 30 miles or 30 mins	3	286	100.0	0	0.0	11.0	12.0
	Traverse	259	1 in 30 miles or 30 mins	0	62	23.9	197	76.1	33.1	36.1
	Wabasha	104	1 in 30 miles or 30 mins	1	104	100.0	0	0.0	13.9	15.2
	Wadena	167	1 in 30 miles or 30 mins	1	167	100.0	0	0.0	8.9	9.7



# Access Detail By County

July 1, 2024

Created by...  
Medica

Access Analysis  
 Licensed Psychologists

Eligible / Provider Groups  
 National Proxy Census (Medica Applause MNN011)  
 Medica Applause MNN011 Licensed Psychologists (Medica Regional Service Area)

All Eligibles										
State Abbr	County	Eligible	Provider	Counts	With Access		Without Access		Average Distance	Average Time
		#	Standard	#	#	%	#	%	1	1
MN	Waseca	106	1 in 30 miles or 30 mins	0	106	100.0	0	0.0	17.3	18.8
	Washington	1,030	1 in 30 miles or 30 mins	75	1,030	100.0	0	0.0	2.3	2.7
	Watsonwan	131	1 in 30 miles or 30 mins	0	110	84.0	21	16.0	23.7	25.8
	Wilkin	282	1 in 30 miles or 30 mins	2	282	100.0	0	0.0	11.2	12.2
	Winona	247	1 in 30 miles or 30 mins	6	247	100.0	0	0.0	7.3	8.0
	Wright	743	1 in 30 miles or 30 mins	15	743	100.0	0	0.0	4.8	5.2
	Yellow Medicine	199	1 in 30 miles or 30 mins	1	140	70.4	59	29.6	18.8	20.5
	Grand Totals	35,677	1 in 30 miles or 30 mins	1,828	32,261	90.4	3,416	9.6	10.1	11.2

# Licensed Marriage and Family Therapists/Medica Applause/MNN011

July 1, 2024

Created by...  
Medica

Medica Applause MNN011 Licensed Marriage and Family Therapists

1,809 providers at 748 locations

■ All providers

Licensed Marriage and Family Therapists

Employee Group

National Proxy Census (Medica Applause MNN011)

Provider Group

Medica Applause MNN011 Licensed Marriage and Family Therapists (Medica Regional Service Area)

35,677 eligible locations

◆ With access (31,999)

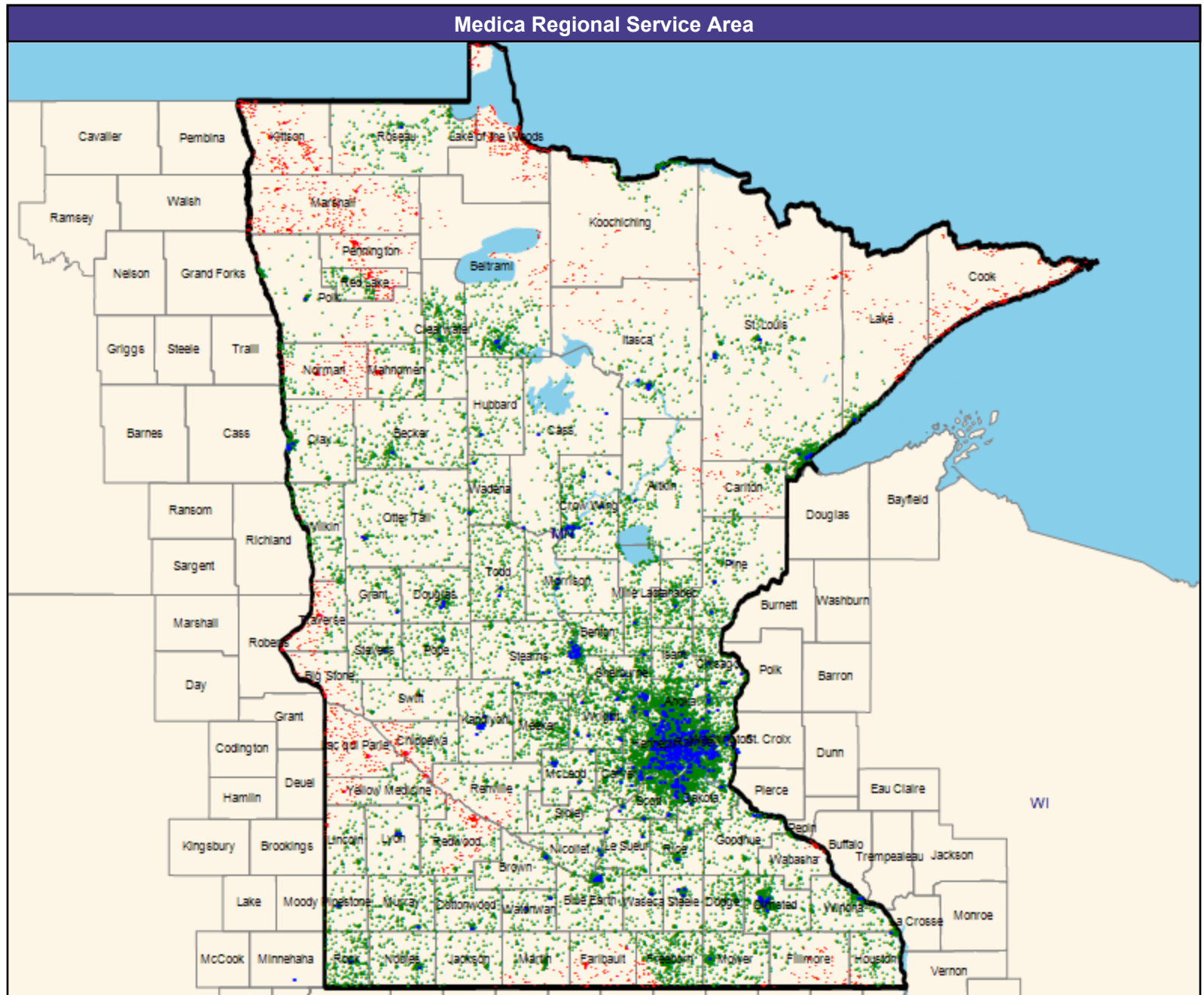
● Without access (3,678)

The Access Standard is defined as (National Proxy Census (Medica Applause MNN011)) eligibles accessing:

1 (Medica Applause MNN011 Licensed Marriage and Family Therapists (Medica Regional Service Area)) provider in 30 miles or 30 minutes

Service Areas

□ Medica Applause MNN011



# Access Detail By County

July 1, 2024

Created by...  
Medica

Access Analysis  
Licensed Marriage and Family  
Therapists  
Eligible / Provider Groups  
National Proxy Census (Medica  
Applause MNN011)  
Medica Applause MNN011 Licensed  
Marriage and Family Therapists  
(Medica Regional Service Area)

All Eligibles										
State Abbr	County	Eligible	Provider	Counts	With Access		Without Access		Average Distance	Average Time
		#	Standard	#	#	%	#	%	1	1
MN	Aitkin	287	1 in 30 miles or 30 mins	1	270	94.1	17	5.9	15.9	17.3
	Anoka	1,740	1 in 30 miles or 30 mins	107	1,740	100.0	0	0.0	2.4	2.9
	Becker	364	1 in 30 miles or 30 mins	1	362	99.5	2	0.5	10.5	11.4
	Beltrami	450	1 in 30 miles or 30 mins	7	406	90.2	44	9.8	12.3	13.3
	Benton	243	1 in 30 miles or 30 mins	10	243	100.0	0	0.0	6.2	6.7
	Big Stone	101	1 in 30 miles or 30 mins	0	22	21.8	79	78.2	34.9	38.0
	Blue Earth	347	1 in 30 miles or 30 mins	27	347	100.0	0	0.0	6.2	6.7
	Brown	135	1 in 30 miles or 30 mins	4	135	100.0	0	0.0	10.6	11.5
	Carlton	180	1 in 30 miles or 30 mins	0	150	83.3	30	16.7	23.1	25.1
	Carver	795	1 in 30 miles or 30 mins	53	795	100.0	0	0.0	3.1	3.4
	Cass	144	1 in 30 miles or 30 mins	3	143	99.3	1	0.7	12.9	14.0
	Chippewa	266	1 in 30 miles or 30 mins	0	73	27.4	193	72.6	31.1	33.9
	Chisago	271	1 in 30 miles or 30 mins	15	271	100.0	0	0.0	5.1	5.5
	Clay	324	1 in 30 miles or 30 mins	15	319	98.5	5	1.5	8.0	8.8
	Clearwater	387	1 in 30 miles or 30 mins	1	387	100.0	0	0.0	10.9	11.8
	Cook	212	1 in 30 miles or 30 mins	0	0	0.0	212	100.0	88.8	96.9
	Cottonwood	255	1 in 30 miles or 30 mins	2	254	99.6	1	0.4	11.1	12.1
	Crow Wing	348	1 in 30 miles or 30 mins	22	348	100.0	0	0.0	6.3	6.8
	Dakota	1,818	1 in 30 miles or 30 mins	144	1,818	100.0	0	0.0	2.2	2.7
	Dodge	218	1 in 30 miles or 30 mins	0	218	100.0	0	0.0	14.7	16.6
	Douglas	191	1 in 30 miles or 30 mins	8	191	100.0	0	0.0	6.7	7.3
	Faribault	151	1 in 30 miles or 30 mins	0	46	30.5	105	69.5	34.4	37.5
	Fillmore	112	1 in 30 miles or 30 mins	0	60	53.6	52	46.4	29.7	32.3
	Freeborn	668	1 in 30 miles or 30 mins	0	635	95.1	33	4.9	21.3	23.2
	Goodhue	227	1 in 30 miles or 30 mins	3	227	100.0	0	0.0	11.5	12.7
	Grant	127	1 in 30 miles or 30 mins	1	127	100.0	0	0.0	15.1	16.4
	Hennepin	5,098	1 in 30 miles or 30 mins	598	5,098	100.0	0	0.0	1.4	2.0
	Houston	192	1 in 30 miles or 30 mins	1	178	92.7	14	7.3	15.3	16.6
	Hubbard	110	1 in 30 miles or 30 mins	1	110	100.0	0	0.0	10.4	11.3
	Isanti	226	1 in 30 miles or 30 mins	8	226	100.0	0	0.0	5.1	5.6
	Itasca	216	1 in 30 miles or 30 mins	10	186	86.1	30	13.9	14.3	15.6
	Jackson	107	1 in 30 miles or 30 mins	0	105	98.1	2	1.9	17.3	18.8
	Kanabec	347	1 in 30 miles or 30 mins	3	347	100.0	0	0.0	6.6	7.2
	Kandiyohi	231	1 in 30 miles or 30 mins	30	231	100.0	0	0.0	5.5	6.0
	Kittson	356	1 in 30 miles or 30 mins	0	0	0.0	356	100.0	53.5	58.5
	Koochiching	219	1 in 30 miles or 30 mins	1	157	71.7	62	28.3	18.0	19.6
	Lac qui Parle	265	1 in 30 miles or 30 mins	0	8	3.0	257	97.0	42.9	46.8
	Lake	213	1 in 30 miles or 30 mins	2	119	55.9	94	44.1	22.4	24.4
	Lake of the Woods	339	1 in 30 miles or 30 mins	0	0	0.0	339	100.0	48.4	52.7
	Le Sueur	145	1 in 30 miles or 30 mins	6	145	100.0	0	0.0	6.5	7.0

# Access Detail By County

July 1, 2024

Created by...  
Medica

Access Analysis  
Licensed Marriage and Family  
Therapists  
Eligible / Provider Groups  
National Proxy Census (Medica  
Applause MNN011)  
Medica Applause MNN011 Licensed  
Marriage and Family Therapists  
(Medica Regional Service Area)

All Eligibles										
State Abbr	County	Eligible	Provider	Counts	With Access		Without Access		Average Distance	Average Time
		#	Standard	#	#	%	#	%	1	1
MN	Lincoln	118	1 in 30 miles or 30 mins	0	97	82.2	21	17.8	24.4	26.6
	Lyon	136	1 in 30 miles or 30 mins	2	136	100.0	0	0.0	9.1	9.9
	Mahnomen	220	1 in 30 miles or 30 mins	0	128	58.2	92	41.8	28.6	31.2
	Marshall	388	1 in 30 miles or 30 mins	0	12	3.1	376	96.9	40.7	44.3
	Martin	200	1 in 30 miles or 30 mins	0	177	88.5	23	11.5	25.5	27.8
	McLeod	199	1 in 30 miles or 30 mins	15	199	100.0	0	0.0	4.0	4.3
	Meeker	512	1 in 30 miles or 30 mins	0	512	100.0	0	0.0	14.4	15.7
	Mille Lacs	305	1 in 30 miles or 30 mins	5	305	100.0	0	0.0	10.3	11.2
	Morrison	187	1 in 30 miles or 30 mins	8	187	100.0	0	0.0	9.2	10.0
	Mower	458	1 in 30 miles or 30 mins	1	449	98.0	9	2.0	8.4	9.1
	Murray	321	1 in 30 miles or 30 mins	1	321	100.0	0	0.0	13.6	14.8
	Nicollet	161	1 in 30 miles or 30 mins	5	161	100.0	0	0.0	4.8	5.2
	Nobles	268	1 in 30 miles or 30 mins	2	268	100.0	0	0.0	7.9	8.6
	Norman	286	1 in 30 miles or 30 mins	0	88	30.8	198	69.2	33.0	36.1
	Olmsted	706	1 in 30 miles or 30 mins	27	706	100.0	0	0.0	4.1	4.5
	Otter Tail	302	1 in 30 miles or 30 mins	5	302	100.0	0	0.0	11.1	12.1
	Pennington	145	1 in 30 miles or 30 mins	0	2	1.4	143	98.6	40.1	43.7
	Pine	298	1 in 30 miles or 30 mins	8	297	99.7	1	0.3	9.4	10.2
	Pipstone	106	1 in 30 miles or 30 mins	1	106	100.0	0	0.0	7.4	8.0
	Polk	156	1 in 30 miles or 30 mins	1	130	83.3	26	16.7	19.2	20.9
	Pope	232	1 in 30 miles or 30 mins	2	232	100.0	0	0.0	8.2	8.9
	Ramsey	2,586	1 in 30 miles or 30 mins	302	2,586	100.0	0	0.0	0.9	1.4
	Red Lake	346	1 in 30 miles or 30 mins	0	208	60.1	138	39.9	27.7	30.1
	Redwood	335	1 in 30 miles or 30 mins	0	158	47.2	177	52.8	29.3	31.9
	Renville	157	1 in 30 miles or 30 mins	0	121	77.1	36	22.9	25.5	27.7
	Rice	308	1 in 30 miles or 30 mins	9	308	100.0	0	0.0	4.3	4.7
	Rock	440	1 in 30 miles or 30 mins	2	440	100.0	0	0.0	6.5	7.1
	Roseau	347	1 in 30 miles or 30 mins	1	323	93.1	24	6.9	15.6	16.9
	Scott	601	1 in 30 miles or 30 mins	21	601	100.0	0	0.0	3.3	3.7
	Sherburne	498	1 in 30 miles or 30 mins	31	498	100.0	0	0.0	3.8	4.1
	Sibley	167	1 in 30 miles or 30 mins	0	167	100.0	0	0.0	13.4	14.6
	St. Louis	919	1 in 30 miles or 30 mins	23	819	89.1	100	10.9	11.1	12.3
	Stearns	798	1 in 30 miles or 30 mins	93	798	100.0	0	0.0	6.7	7.3
	Steele	191	1 in 30 miles or 30 mins	6	191	100.0	0	0.0	4.8	5.2
	Stevens	199	1 in 30 miles or 30 mins	3	199	100.0	0	0.0	6.8	7.4
	Swift	102	1 in 30 miles or 30 mins	0	79	77.5	23	22.5	26.2	28.5
	Todd	286	1 in 30 miles or 30 mins	3	286	100.0	0	0.0	10.2	11.1
	Traverse	259	1 in 30 miles or 30 mins	0	39	15.1	220	84.9	35.1	38.2
	Wabasha	104	1 in 30 miles or 30 mins	0	75	72.1	29	27.9	22.9	25.0
	Wadena	167	1 in 30 miles or 30 mins	4	167	100.0	0	0.0	6.9	7.5

## Access Detail By County

July 1, 2024

Created by...  
Medica

Access Analysis  
Licensed Marriage and Family  
Therapists  
  
Eligible / Provider Groups  
National Proxy Census (Medica  
Applause MNN011)  
Medica Applause MNN011 Licensed  
Marriage and Family Therapists  
(Medica Regional Service Area)

All Eligibles										
State Abbr	County	Eligible	Provider	Counts	With Access		Without Access		Average Distance	Average Time
		#	Standard	#	#	%	#	%	1	1
MN	Waseca	106	1 in 30 miles or 30 mins	2	106	100.0	0	0.0	7.2	7.8
	Washington	1,030	1 in 30 miles or 30 mins	94	1,030	100.0	0	0.0	2.0	2.4
	Watonwan	131	1 in 30 miles or 30 mins	3	131	100.0	0	0.0	5.6	6.0
	Wilkin	282	1 in 30 miles or 30 mins	0	274	97.2	8	2.8	22.9	25.0
	Winona	247	1 in 30 miles or 30 mins	4	247	100.0	0	0.0	8.4	9.1
	Wright	743	1 in 30 miles or 30 mins	37	743	100.0	0	0.0	3.2	3.5
	Yellow Medicine	199	1 in 30 miles or 30 mins	0	93	46.7	106	53.3	29.9	32.5
	Grand Totals		35,677	1 in 30 miles or 30 mins	1,805	31,999	89.7	3,678	10.3	10.4

# Licensed Professional Counselors/Medica Applause/MNN011

July 1, 2024

Created by...  
Medica

Medica Applause MNN011 Licensed Professional Counselors

2,613 providers at 913 locations

■ All providers

Licensed Professional Counselors

Employee Group

National Proxy Census (Medica Applause MNN011)

Provider Group

Medica Applause MNN011 Licensed Professional Counselors (Medica Regional Service Area)

35,677 eligible locations

◆ With access (33,316)

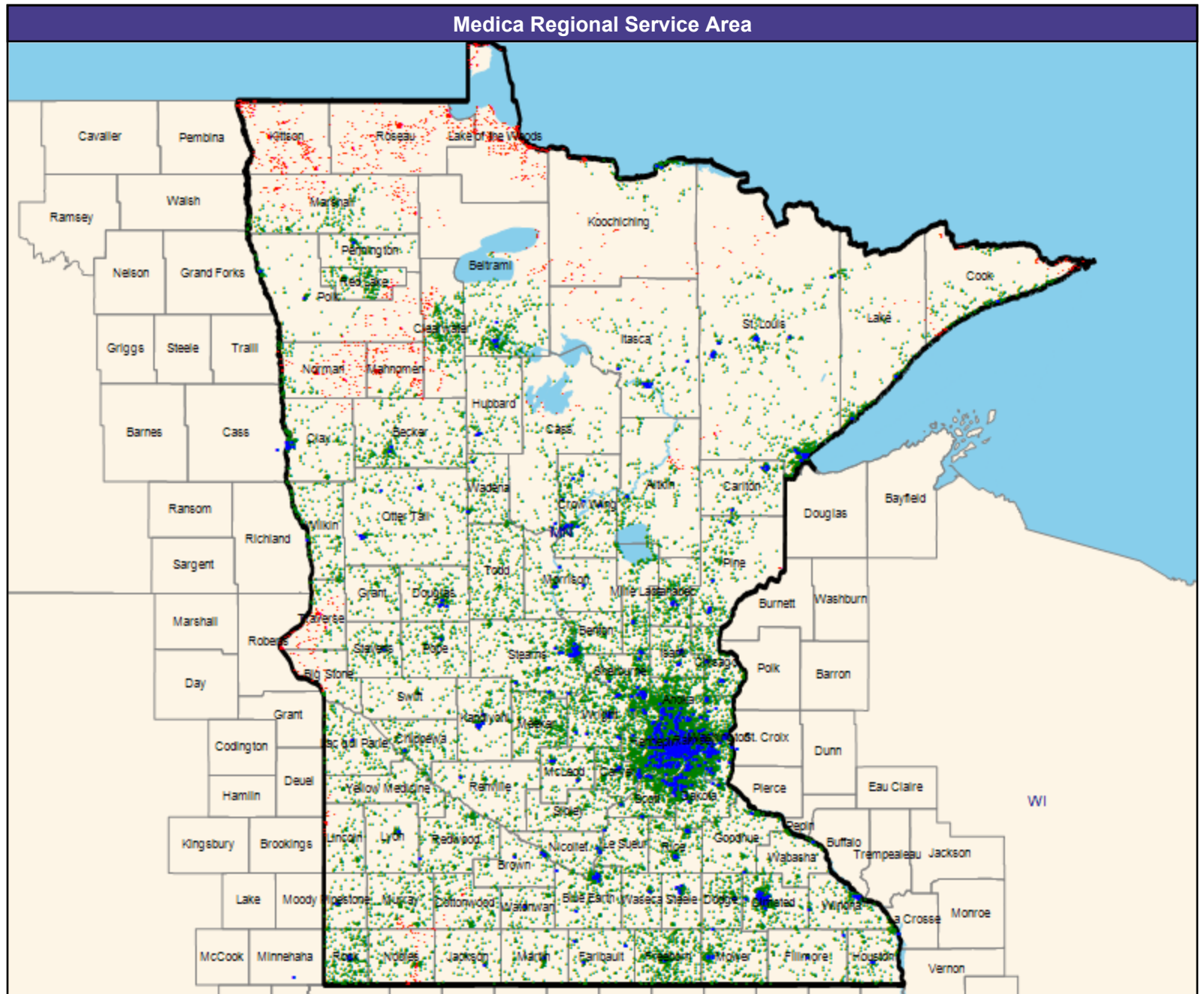
● Without access (2,361)

The Access Standard is defined as (National Proxy Census (Medica Applause MNN011)) eligibles accessing:  
1 (Medica Applause MNN011 Licensed Professional Counselors (Medica Regional Service Area)) provider in 30 miles or 30 minutes

Service Areas

□ Medica Applause MNN011

62.17 miles



# Access Detail By County

July 1, 2024

Created by...  
Medica

Access Analysis  
Licensed Professional Counselors  
Eligible / Provider Groups  
National Proxy Census (Medica Applause MNN011)  
Medica Applause MNN011 Licensed Professional Counselors (Medica Regional Service Area)

All Eligibles										
State Abbr	County	Eligible	Provider	Counts	With Access		Without Access		Average Distance	Average Time
		#	Standard	#	#	%	#	%	1	1
MN	Aitkin	287	1 in 30 miles or 30 mins	1	269	93.7	18	6.3	16.3	17.8
	Anoka	1,740	1 in 30 miles or 30 mins	133	1,740	100.0	0	0.0	2.3	2.7
	Becker	364	1 in 30 miles or 30 mins	5	359	98.6	5	1.4	9.9	10.7
	Beltrami	450	1 in 30 miles or 30 mins	15	420	93.3	30	6.7	10.0	10.8
	Benton	243	1 in 30 miles or 30 mins	16	243	100.0	0	0.0	6.2	6.8
	Big Stone	101	1 in 30 miles or 30 mins	0	62	61.4	39	38.6	29.1	31.7
	Blue Earth	347	1 in 30 miles or 30 mins	34	347	100.0	0	0.0	4.7	5.1
	Brown	135	1 in 30 miles or 30 mins	5	135	100.0	0	0.0	5.8	6.3
	Carlton	180	1 in 30 miles or 30 mins	7	180	100.0	0	0.0	5.7	6.1
	Carver	795	1 in 30 miles or 30 mins	55	795	100.0	0	0.0	4.0	4.4
	Cass	144	1 in 30 miles or 30 mins	1	131	91.0	13	9.0	19.3	21.0
	Chippewa	266	1 in 30 miles or 30 mins	1	266	100.0	0	0.0	8.0	8.7
	Chisago	271	1 in 30 miles or 30 mins	14	271	100.0	0	0.0	5.6	6.0
	Clay	324	1 in 30 miles or 30 mins	39	319	98.5	5	1.5	7.7	8.3
	Clearwater	387	1 in 30 miles or 30 mins	0	315	81.4	72	18.6	25.1	27.3
	Cook	212	1 in 30 miles or 30 mins	1	160	75.5	52	24.5	20.1	21.9
	Cottonwood	255	1 in 30 miles or 30 mins	0	242	94.9	13	5.1	21.8	23.8
	Crow Wing	348	1 in 30 miles or 30 mins	21	348	100.0	0	0.0	5.2	5.6
	Dakota	1,818	1 in 30 miles or 30 mins	216	1,818	100.0	0	0.0	1.9	2.3
	Dodge	218	1 in 30 miles or 30 mins	3	218	100.0	0	0.0	5.9	6.4
	Douglas	191	1 in 30 miles or 30 mins	12	191	100.0	0	0.0	7.0	7.6
	Faribault	151	1 in 30 miles or 30 mins	3	151	100.0	0	0.0	6.2	6.8
	Fillmore	112	1 in 30 miles or 30 mins	14	112	100.0	0	0.0	11.4	12.4
	Freeborn	668	1 in 30 miles or 30 mins	1	668	100.0	0	0.0	6.9	7.5
	Goodhue	227	1 in 30 miles or 30 mins	6	227	100.0	0	0.0	9.0	9.8
	Grant	127	1 in 30 miles or 30 mins	0	127	100.0	0	0.0	22.6	24.7
	Hennepin	5,098	1 in 30 miles or 30 mins	772	5,098	100.0	0	0.0	1.3	1.9
	Houston	192	1 in 30 miles or 30 mins	2	192	100.0	0	0.0	6.6	7.1
	Hubbard	110	1 in 30 miles or 30 mins	13	110	100.0	0	0.0	10.8	11.8
	Isanti	226	1 in 30 miles or 30 mins	19	226	100.0	0	0.0	4.7	5.1
	Itasca	216	1 in 30 miles or 30 mins	22	200	92.6	16	7.4	11.0	12.0
	Jackson	107	1 in 30 miles or 30 mins	1	106	99.1	1	0.9	11.5	12.5
	Kanabec	347	1 in 30 miles or 30 mins	5	347	100.0	0	0.0	5.7	6.2
	Kandiyohi	231	1 in 30 miles or 30 mins	40	231	100.0	0	0.0	5.7	6.1
	Kittson	356	1 in 30 miles or 30 mins	0	0	0.0	356	100.0	57.1	62.5
	Koochiching	219	1 in 30 miles or 30 mins	4	160	73.1	59	26.9	16.5	17.9
	Lac qui Parle	265	1 in 30 miles or 30 mins	1	265	100.0	0	0.0	9.3	10.1
	Lake	213	1 in 30 miles or 30 mins	5	207	97.2	6	2.8	7.9	8.5
	Lake of the Woods	339	1 in 30 miles or 30 mins	0	0	0.0	339	100.0	67.1	73.2
	Le Sueur	145	1 in 30 miles or 30 mins	2	145	100.0	0	0.0	8.1	8.8

# Access Detail By County

July 1, 2024

Created by...  
Medica

Access Analysis  
Licensed Professional Counselors  
Eligible / Provider Groups  
National Proxy Census (Medica Applause MNN011)  
Medica Applause MNN011 Licensed Professional Counselors (Medica Regional Service Area)

All Eligibles										
State Abbr	County	Eligible	Provider	Counts	With Access		Without Access		Average Distance	Average Time
		#	Standard	#	#	%	#	%	1	1
MN	Lincoln	118	1 in 30 miles or 30 mins	0	97	82.2	21	17.8	24.9	27.1
	Lyon	136	1 in 30 miles or 30 mins	4	136	100.0	0	0.0	7.4	8.0
	Mahnomen	220	1 in 30 miles or 30 mins	0	44	20.0	176	80.0	34.2	37.2
	Marshall	388	1 in 30 miles or 30 mins	0	252	64.9	136	35.1	26.5	28.9
	Martin	200	1 in 30 miles or 30 mins	2	200	100.0	0	0.0	7.8	8.4
	McLeod	199	1 in 30 miles or 30 mins	8	199	100.0	0	0.0	5.1	5.5
	Meeker	512	1 in 30 miles or 30 mins	1	512	100.0	0	0.0	12.4	13.5
	Mille Lacs	305	1 in 30 miles or 30 mins	13	305	100.0	0	0.0	10.1	11.0
	Morrison	187	1 in 30 miles or 30 mins	9	187	100.0	0	0.0	8.1	8.8
	Mower	458	1 in 30 miles or 30 mins	10	458	100.0	0	0.0	6.9	7.5
	Murray	321	1 in 30 miles or 30 mins	0	305	95.0	16	5.0	23.4	25.5
	Nicollet	161	1 in 30 miles or 30 mins	7	161	100.0	0	0.0	4.4	4.8
	Nobles	268	1 in 30 miles or 30 mins	0	162	60.4	106	39.6	26.1	28.4
	Norman	286	1 in 30 miles or 30 mins	0	89	31.1	197	68.9	33.1	36.1
	Olmsted	706	1 in 30 miles or 30 mins	95	706	100.0	0	0.0	2.9	3.2
	Otter Tail	302	1 in 30 miles or 30 mins	10	302	100.0	0	0.0	9.5	10.4
	Pennington	145	1 in 30 miles or 30 mins	4	145	100.0	0	0.0	5.2	5.7
	Pine	298	1 in 30 miles or 30 mins	11	293	98.3	5	1.7	8.0	8.7
	Pipstone	106	1 in 30 miles or 30 mins	2	106	100.0	0	0.0	7.3	7.9
	Polk	156	1 in 30 miles or 30 mins	6	103	66.0	53	34.0	17.7	19.3
	Pope	232	1 in 30 miles or 30 mins	2	232	100.0	0	0.0	8.2	8.9
	Ramsey	2,586	1 in 30 miles or 30 mins	433	2,586	100.0	0	0.0	0.9	1.4
	Red Lake	346	1 in 30 miles or 30 mins	0	297	85.8	49	14.2	22.1	24.0
	Redwood	335	1 in 30 miles or 30 mins	1	335	100.0	0	0.0	18.0	19.6
	Renville	157	1 in 30 miles or 30 mins	1	157	100.0	0	0.0	14.8	16.1
	Rice	308	1 in 30 miles or 30 mins	18	308	100.0	0	0.0	4.6	5.0
	Rock	440	1 in 30 miles or 30 mins	14	440	100.0	0	0.0	6.3	6.8
	Roseau	347	1 in 30 miles or 30 mins	0	0	0.0	347	100.0	58.6	63.9
	Scott	601	1 in 30 miles or 30 mins	20	601	100.0	0	0.0	3.9	4.3
	Sherburne	498	1 in 30 miles or 30 mins	43	498	100.0	0	0.0	3.3	3.6
	Sibley	167	1 in 30 miles or 30 mins	0	167	100.0	0	0.0	13.4	14.6
	St. Louis	919	1 in 30 miles or 30 mins	80	888	96.6	31	3.4	7.2	8.1
	Stearns	798	1 in 30 miles or 30 mins	87	798	100.0	0	0.0	7.1	7.7
	Steele	191	1 in 30 miles or 30 mins	7	191	100.0	0	0.0	4.1	4.5
	Stevens	199	1 in 30 miles or 30 mins	2	199	100.0	0	0.0	6.9	7.5
	Swift	102	1 in 30 miles or 30 mins	0	102	100.0	0	0.0	22.4	24.4
	Todd	286	1 in 30 miles or 30 mins	0	285	99.7	1	0.3	21.5	23.5
	Traverse	259	1 in 30 miles or 30 mins	0	62	23.9	197	76.1	33.1	36.1
	Wabasha	104	1 in 30 miles or 30 mins	1	104	100.0	0	0.0	11.5	12.5
	Wadena	167	1 in 30 miles or 30 mins	21	167	100.0	0	0.0	7.6	8.3



## Access Detail By County

July 1, 2024

Created by...  
Medica

Access Analysis  
 Licensed Professional Counselors  
 Eligible / Provider Groups  
 National Proxy Census (Medica Applause MNN011)  
 Medica Applause MNN011 Licensed Professional Counselors (Medica Regional Service Area)

All Eligibles										
State Abbr	County	Eligible	Provider	Counts	With Access		Without Access		Average Distance	Average Time
		#	Standard	#	#	%	#	%	1	1
MN	Waseca	106	1 in 30 miles or 30 mins	4	106	100.0	0	0.0	6.6	7.1
	Washington	1,030	1 in 30 miles or 30 mins	125	1,030	100.0	0	0.0	1.7	2.0
	Watonwan	131	1 in 30 miles or 30 mins	1	131	100.0	0	0.0	8.1	8.8
	Wilkin	282	1 in 30 miles or 30 mins	3	282	100.0	0	0.0	11.2	12.2
	Winona	247	1 in 30 miles or 30 mins	28	247	100.0	0	0.0	4.5	4.9
	Wright	743	1 in 30 miles or 30 mins	44	743	100.0	0	0.0	3.7	4.0
	Yellow Medicine	199	1 in 30 miles or 30 mins	0	197	99.0	2	1.0	19.7	21.5
<b>Grand Totals</b>		<b>35,677</b>	<b>1 in 30 miles or 30 mins</b>	<b>2,606</b>	<b>33,316</b>	<b>93.4</b>	<b>2,361</b>	<b>6.6</b>	<b>8.9</b>	<b>9.9</b>

# Licensed Social Workers/Medica Applause/MNN011

July 1, 2024

Created by...  
Medica

Medica Applause MNN011 Licensed Social Workers

3,299 providers at 1,105 locations

■ All providers

Licensed Social Workers

Employee Group

National Proxy Census (Medica Applause MNN011)

Provider Group

Medica Applause MNN011 Licensed Social Workers (Medica Regional Service Area)

35,677 eligible locations

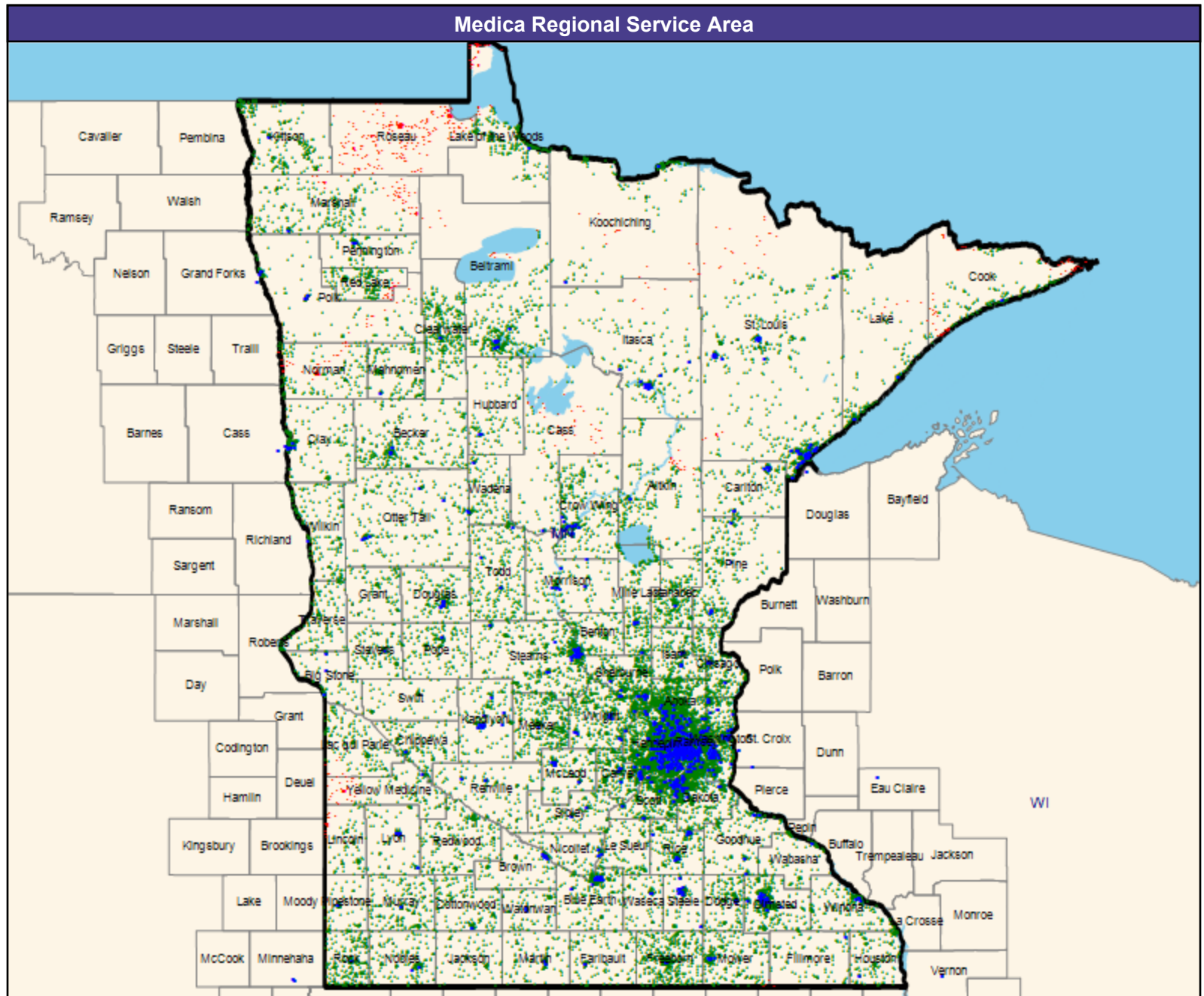
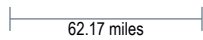
◆ With access (34,786)

● Without access (891)

The Access Standard is defined as (National Proxy Census (Medica Applause MNN011)) eligibles accessing:  
1 (Medica Applause MNN011 Licensed Social Workers (Medica Regional Service Area)) provider in 30 miles or 30 minutes

Service Areas

□ Medica Applause MNN011



# Access Detail By County

July 1, 2024

Created by...  
Medica

Access Analysis  
Licensed Social Workers  
Eligible / Provider Groups  
National Proxy Census (Medica  
Applause MNN011)  
Medica Applause MNN011 Licensed  
Social Workers (Medica Regional  
Service Area)

All Eligibles										
State Abbr	County	Eligible	Provider	Counts	With Access		Without Access		Average Distance	Average Time
		#	Standard	#	#	%	#	%	1	1
MN	Aitkin	287	1 in 30 miles or 30 mins	1	268	93.4	19	6.6	16.1	17.6
	Anoka	1,740	1 in 30 miles or 30 mins	117	1,740	100.0	0	0.0	2.7	3.2
	Becker	364	1 in 30 miles or 30 mins	10	364	100.0	0	0.0	9.1	9.9
	Beltrami	450	1 in 30 miles or 30 mins	31	437	97.1	13	2.9	8.8	9.6
	Benton	243	1 in 30 miles or 30 mins	8	243	100.0	0	0.0	6.4	7.0
	Big Stone	101	1 in 30 miles or 30 mins	3	101	100.0	0	0.0	6.1	6.6
	Blue Earth	347	1 in 30 miles or 30 mins	60	347	100.0	0	0.0	4.8	5.2
	Brown	135	1 in 30 miles or 30 mins	12	135	100.0	0	0.0	10.3	11.1
	Carlton	180	1 in 30 miles or 30 mins	11	180	100.0	0	0.0	5.6	6.1
	Carver	795	1 in 30 miles or 30 mins	79	795	100.0	0	0.0	3.3	3.6
	Cass	144	1 in 30 miles or 30 mins	2	105	72.9	39	27.1	22.5	24.5
	Chippewa	266	1 in 30 miles or 30 mins	2	266	100.0	0	0.0	6.8	7.3
	Chisago	271	1 in 30 miles or 30 mins	6	271	100.0	0	0.0	5.7	6.1
	Clay	324	1 in 30 miles or 30 mins	34	324	100.0	0	0.0	7.8	8.5
	Clearwater	387	1 in 30 miles or 30 mins	1	387	100.0	0	0.0	10.6	11.5
	Cook	212	1 in 30 miles or 30 mins	4	156	73.6	56	26.4	20.1	21.8
	Cottonwood	255	1 in 30 miles or 30 mins	1	255	100.0	0	0.0	10.6	11.5
	Crow Wing	348	1 in 30 miles or 30 mins	35	348	100.0	0	0.0	10.3	11.2
	Dakota	1,818	1 in 30 miles or 30 mins	169	1,818	100.0	0	0.0	2.2	2.6
	Dodge	218	1 in 30 miles or 30 mins	4	218	100.0	0	0.0	6.3	6.8
	Douglas	191	1 in 30 miles or 30 mins	23	191	100.0	0	0.0	7.0	7.6
	Faribault	151	1 in 30 miles or 30 mins	2	151	100.0	0	0.0	12.9	14.0
	Fillmore	112	1 in 30 miles or 30 mins	10	111	99.1	1	0.9	17.4	19.0
	Freeborn	668	1 in 30 miles or 30 mins	5	668	100.0	0	0.0	7.1	7.7
	Goodhue	227	1 in 30 miles or 30 mins	7	227	100.0	0	0.0	7.3	8.0
	Grant	127	1 in 30 miles or 30 mins	0	127	100.0	0	0.0	22.4	24.4
	Hennepin	5,098	1 in 30 miles or 30 mins	1,131	5,098	100.0	0	0.0	1.2	1.7
	Houston	192	1 in 30 miles or 30 mins	1	192	100.0	0	0.0	14.3	15.5
	Hubbard	110	1 in 30 miles or 30 mins	11	110	100.0	0	0.0	10.8	11.7
	Isanti	226	1 in 30 miles or 30 mins	11	226	100.0	0	0.0	5.3	5.8
	Itasca	216	1 in 30 miles or 30 mins	32	209	96.8	7	3.2	9.4	10.2
	Jackson	107	1 in 30 miles or 30 mins	0	107	100.0	0	0.0	17.1	18.6
	Kanabec	347	1 in 30 miles or 30 mins	1	347	100.0	0	0.0	6.8	7.4
	Kandiyohi	231	1 in 30 miles or 30 mins	49	231	100.0	0	0.0	4.0	4.3
	Kittson	356	1 in 30 miles or 30 mins	1	349	98.0	7	2.0	16.0	17.5
	Koochiching	219	1 in 30 miles or 30 mins	4	204	93.2	15	6.8	11.6	12.7
	Lac qui Parle	265	1 in 30 miles or 30 mins	0	259	97.7	6	2.3	20.8	22.6
	Lake	213	1 in 30 miles or 30 mins	4	207	97.2	6	2.8	7.9	8.6
	Lake of the Woods	339	1 in 30 miles or 30 mins	2	288	85.0	51	15.0	17.4	19.0
	Le Sueur	145	1 in 30 miles or 30 mins	1	145	100.0	0	0.0	8.8	9.5

# Access Detail By County

July 1, 2024

Created by...  
Medica

Access Analysis  
Licensed Social Workers  
Eligible / Provider Groups  
National Proxy Census (Medica Applause MNN011)  
Medica Applause MNN011 Licensed Social Workers (Medica Regional Service Area)

All Eligibles										
State Abbr	County	Eligible	Provider	Counts	With Access		Without Access		Average Distance	Average Time
		#	Standard	#	#	%	#	%	1	1
MN	Lincoln	118	1 in 30 miles or 30 mins	0	97	82.2	21	17.8	24.5	26.6
	Lyon	136	1 in 30 miles or 30 mins	15	136	100.0	0	0.0	6.1	6.7
	Mahnomen	220	1 in 30 miles or 30 mins	1	220	100.0	0	0.0	12.9	14.0
	Marshall	388	1 in 30 miles or 30 mins	1	331	85.3	57	14.7	17.6	19.1
	Martin	200	1 in 30 miles or 30 mins	2	200	100.0	0	0.0	7.6	8.2
	McLeod	199	1 in 30 miles or 30 mins	12	199	100.0	0	0.0	5.3	5.7
	Meeker	512	1 in 30 miles or 30 mins	1	512	100.0	0	0.0	7.3	8.0
	Mille Lacs	305	1 in 30 miles or 30 mins	5	305	100.0	0	0.0	9.6	10.4
	Morrison	187	1 in 30 miles or 30 mins	9	187	100.0	0	0.0	6.7	7.3
	Mower	458	1 in 30 miles or 30 mins	21	455	99.3	3	0.7	7.1	7.7
	Murray	321	1 in 30 miles or 30 mins	1	321	100.0	0	0.0	9.6	10.4
	Nicollet	161	1 in 30 miles or 30 mins	10	161	100.0	0	0.0	4.3	4.7
	Nobles	268	1 in 30 miles or 30 mins	2	268	100.0	0	0.0	7.9	8.5
	Norman	286	1 in 30 miles or 30 mins	0	179	62.6	107	37.4	26.2	28.5
	Olmsted	706	1 in 30 miles or 30 mins	151	706	100.0	0	0.0	3.0	3.3
	Otter Tail	302	1 in 30 miles or 30 mins	15	302	100.0	0	0.0	9.9	10.8
	Pennington	145	1 in 30 miles or 30 mins	9	145	100.0	0	0.0	4.7	5.1
	Pine	298	1 in 30 miles or 30 mins	10	298	100.0	0	0.0	7.6	8.2
	Pipestone	106	1 in 30 miles or 30 mins	1	106	100.0	0	0.0	7.4	8.0
	Polk	156	1 in 30 miles or 30 mins	20	143	91.7	13	8.3	13.0	14.1
	Pope	232	1 in 30 miles or 30 mins	1	232	100.0	0	0.0	8.6	9.3
	Ramsey	2,586	1 in 30 miles or 30 mins	507	2,586	100.0	0	0.0	0.8	1.3
	Red Lake	346	1 in 30 miles or 30 mins	0	301	87.0	45	13.0	21.2	23.1
	Redwood	335	1 in 30 miles or 30 mins	0	333	99.4	2	0.6	19.4	21.2
	Renville	157	1 in 30 miles or 30 mins	2	157	100.0	0	0.0	10.5	11.4
	Rice	308	1 in 30 miles or 30 mins	25	308	100.0	0	0.0	3.6	3.9
	Rock	440	1 in 30 miles or 30 mins	10	440	100.0	0	0.0	6.6	7.2
	Roseau	347	1 in 30 miles or 30 mins	0	13	3.7	334	96.3	44.2	48.2
	Scott	601	1 in 30 miles or 30 mins	22	601	100.0	0	0.0	2.8	3.1
	Sherburne	498	1 in 30 miles or 30 mins	20	498	100.0	0	0.0	4.3	4.6
	Sibley	167	1 in 30 miles or 30 mins	2	167	100.0	0	0.0	7.1	7.7
	St. Louis	919	1 in 30 miles or 30 mins	192	888	96.6	31	3.4	6.9	7.5
	Stearns	798	1 in 30 miles or 30 mins	111	798	100.0	0	0.0	5.9	6.5
	Steele	191	1 in 30 miles or 30 mins	24	191	100.0	0	0.0	2.7	2.9
	Stevens	199	1 in 30 miles or 30 mins	1	199	100.0	0	0.0	6.6	7.1
	Swift	102	1 in 30 miles or 30 mins	0	102	100.0	0	0.0	23.6	25.7
	Todd	286	1 in 30 miles or 30 mins	5	286	100.0	0	0.0	7.8	8.5
	Traverse	259	1 in 30 miles or 30 mins	0	259	100.0	0	0.0	18.5	20.1
	Wabasha	104	1 in 30 miles or 30 mins	1	104	100.0	0	0.0	11.4	12.4
	Wadena	167	1 in 30 miles or 30 mins	25	167	100.0	0	0.0	6.4	6.9

### Access Detail By County

July 1, 2024

Created by...  
Medica

Access Analysis  
Licensed Social Workers  
Eligible / Provider Groups  
National Proxy Census (Medica Applause MNN011)  
Medica Applause MNN011 Licensed Social Workers (Medica Regional Service Area)

All Eligibles										
State Abbr	County	Eligible	Provider	Counts	With Access		Without Access		Average Distance	Average Time
		#	Standard	#	#	%	#	%	1	1
MN	Waseca	106	1 in 30 miles or 30 mins	9	106	100.0	0	0.0	7.1	7.8
	Washington	1,030	1 in 30 miles or 30 mins	116	1,030	100.0	0	0.0	1.7	2.0
	Watsonwan	131	1 in 30 miles or 30 mins	3	131	100.0	0	0.0	7.9	8.5
	Wilkin	282	1 in 30 miles or 30 mins	3	282	100.0	0	0.0	11.5	12.5
	Winona	247	1 in 30 miles or 30 mins	8	247	100.0	0	0.0	7.3	7.9
	Wright	743	1 in 30 miles or 30 mins	25	743	100.0	0	0.0	4.5	4.9
	Yellow Medicine	199	1 in 30 miles or 30 mins	1	141	70.9	58	29.1	18.5	20.1
Grand Totals		35,677	1 in 30 miles or 30 mins	3,284	34,786	97.5	891	2.5	6.9	7.6

© 2024 Quest Analytics, LLC.

# Other providers designated as licensed mental health providers/Medica Applause/MNN011

July 1, 2024

Created by...  
Medica

Medica Applause MNN011 Other providers designated as licensed mental health providers

0 providers at 0 locations  
■ All providers

Other providers designated as licensed mental health providers

Employee Group  
National Proxy Census (Medica Applause MNN011)

Provider Group  
Medica Applause MNN011 Other providers designated as licensed mental health providers (Medica Regional Service Area)

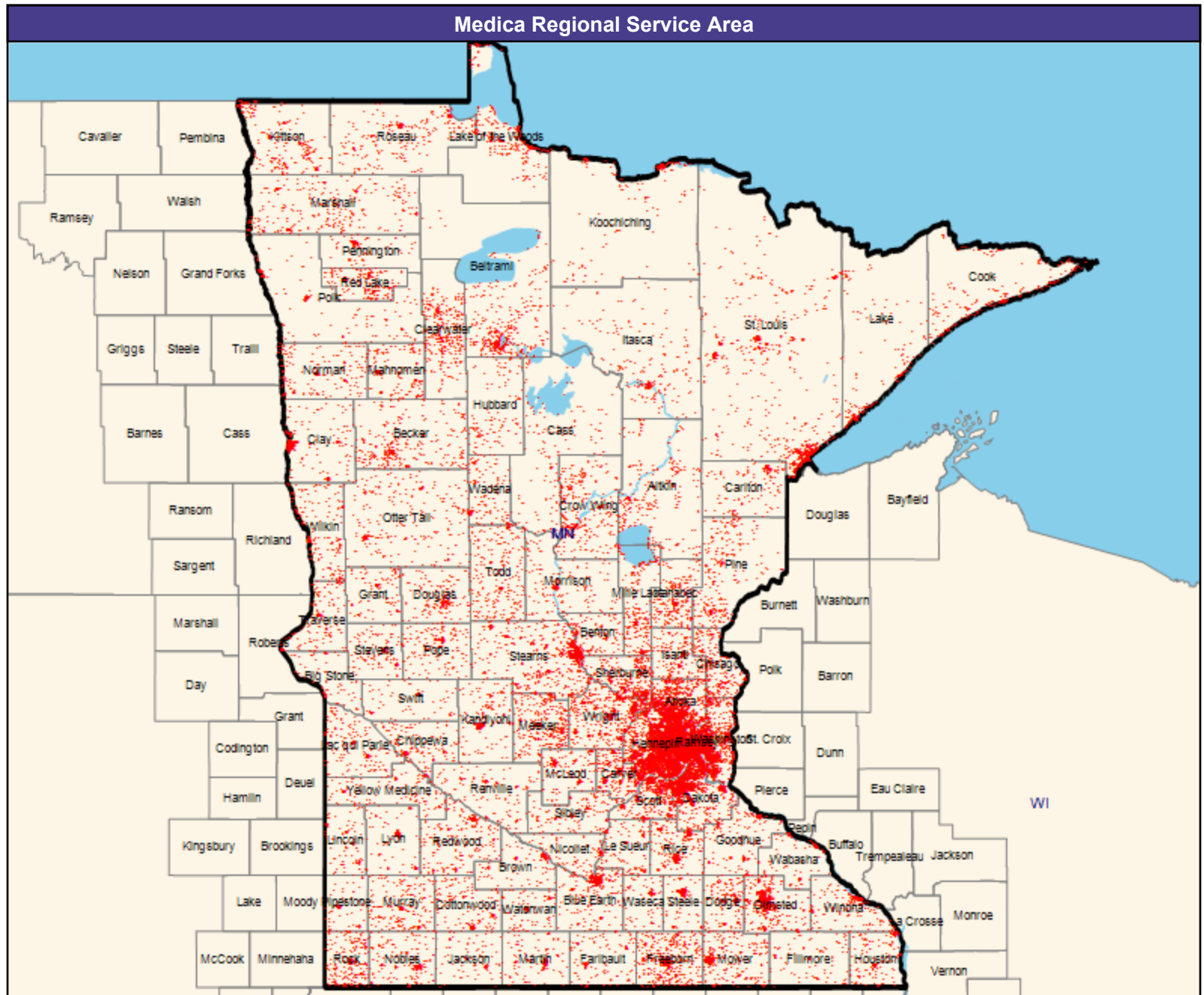
35,677 eligible locations  
◆ With access (0)  
● Without access (35,677)

The Access Standard is defined as (National Proxy Census (Medica Applause MNN011)) eligibles accessing:

1 (Medica Applause MNN011 Other providers designated as licensed mental health providers (Medica Regional Service Area)) provider in 30 miles or 30 minutes

Service Areas  
 Medica Applause MNN011

62.17 miles



# Access Detail By County

July 1, 2024

Created by...  
Medica

Access Analysis  
Other providers designated as licensed mental health providers

Eligible / Provider Groups  
National Proxy Census (Medica Applause MNN011)  
Medica Applause MNN011 Other providers designated as licensed mental health providers (Medica Regional Service Area)

All Eligibles										
State Abbr	County	Eligible	Provider	Counts	With Access		Without Access		Average Distance	Average Time
		#	Standard	#	#	%	#	%	1	1
MN	Aitkin	287	1 in 30 miles or 30 mins	0	0	0.0	287	100.0	---	---
	Anoka	1,740	1 in 30 miles or 30 mins	0	0	0.0	1,740	100.0	---	---
	Becker	364	1 in 30 miles or 30 mins	0	0	0.0	364	100.0	---	---
	Beltrami	450	1 in 30 miles or 30 mins	0	0	0.0	450	100.0	---	---
	Benton	243	1 in 30 miles or 30 mins	0	0	0.0	243	100.0	---	---
	Big Stone	101	1 in 30 miles or 30 mins	0	0	0.0	101	100.0	---	---
	Blue Earth	347	1 in 30 miles or 30 mins	0	0	0.0	347	100.0	---	---
	Brown	135	1 in 30 miles or 30 mins	0	0	0.0	135	100.0	---	---
	Carlton	180	1 in 30 miles or 30 mins	0	0	0.0	180	100.0	---	---
	Carver	795	1 in 30 miles or 30 mins	0	0	0.0	795	100.0	---	---
	Cass	144	1 in 30 miles or 30 mins	0	0	0.0	144	100.0	---	---
	Chippewa	266	1 in 30 miles or 30 mins	0	0	0.0	266	100.0	---	---
	Chisago	271	1 in 30 miles or 30 mins	0	0	0.0	271	100.0	---	---
	Clay	324	1 in 30 miles or 30 mins	0	0	0.0	324	100.0	---	---
	Clearwater	387	1 in 30 miles or 30 mins	0	0	0.0	387	100.0	---	---
	Cook	212	1 in 30 miles or 30 mins	0	0	0.0	212	100.0	---	---
	Cottonwood	255	1 in 30 miles or 30 mins	0	0	0.0	255	100.0	---	---
	Crow Wing	348	1 in 30 miles or 30 mins	0	0	0.0	348	100.0	---	---
	Dakota	1,818	1 in 30 miles or 30 mins	0	0	0.0	1,818	100.0	---	---
	Dodge	218	1 in 30 miles or 30 mins	0	0	0.0	218	100.0	---	---
	Douglas	191	1 in 30 miles or 30 mins	0	0	0.0	191	100.0	---	---
	Faribault	151	1 in 30 miles or 30 mins	0	0	0.0	151	100.0	---	---
	Fillmore	112	1 in 30 miles or 30 mins	0	0	0.0	112	100.0	---	---
	Freeborn	668	1 in 30 miles or 30 mins	0	0	0.0	668	100.0	---	---
	Goodhue	227	1 in 30 miles or 30 mins	0	0	0.0	227	100.0	---	---
	Grant	127	1 in 30 miles or 30 mins	0	0	0.0	127	100.0	---	---
	Hennepin	5,098	1 in 30 miles or 30 mins	0	0	0.0	5,098	100.0	---	---
	Houston	192	1 in 30 miles or 30 mins	0	0	0.0	192	100.0	---	---
	Hubbard	110	1 in 30 miles or 30 mins	0	0	0.0	110	100.0	---	---
	Isanti	226	1 in 30 miles or 30 mins	0	0	0.0	226	100.0	---	---
	Itasca	216	1 in 30 miles or 30 mins	0	0	0.0	216	100.0	---	---
	Jackson	107	1 in 30 miles or 30 mins	0	0	0.0	107	100.0	---	---
	Kanabec	347	1 in 30 miles or 30 mins	0	0	0.0	347	100.0	---	---
	Kandiyohi	231	1 in 30 miles or 30 mins	0	0	0.0	231	100.0	---	---
	Kittson	356	1 in 30 miles or 30 mins	0	0	0.0	356	100.0	---	---
	Koochiching	219	1 in 30 miles or 30 mins	0	0	0.0	219	100.0	---	---
	Lac qui Parle	265	1 in 30 miles or 30 mins	0	0	0.0	265	100.0	---	---
	Lake	213	1 in 30 miles or 30 mins	0	0	0.0	213	100.0	---	---
	Lake of the Woods	339	1 in 30 miles or 30 mins	0	0	0.0	339	100.0	---	---
	Le Sueur	145	1 in 30 miles or 30 mins	0	0	0.0	145	100.0	---	---

# Access Detail By County

July 1, 2024

Created by...  
Medica

Access Analysis  
Other providers designated as licensed mental health providers

Eligible / Provider Groups  
National Proxy Census (Medica Applause MNN011)

Medica Applause MNN011 Other providers designated as licensed mental health providers (Medica Regional Service Area)

All Eligibles										
State Abbr	County	Eligible	Provider	Counts	With Access		Without Access		Average Distance	Average Time
		#	Standard	#	#	%	#	%	1	1
MN	Lincoln	118	1 in 30 miles or 30 mins	0	0	0.0	118	100.0	---	---
	Lyon	136	1 in 30 miles or 30 mins	0	0	0.0	136	100.0	---	---
	Mahnomen	220	1 in 30 miles or 30 mins	0	0	0.0	220	100.0	---	---
	Marshall	388	1 in 30 miles or 30 mins	0	0	0.0	388	100.0	---	---
	Martin	200	1 in 30 miles or 30 mins	0	0	0.0	200	100.0	---	---
	McLeod	199	1 in 30 miles or 30 mins	0	0	0.0	199	100.0	---	---
	Meeker	512	1 in 30 miles or 30 mins	0	0	0.0	512	100.0	---	---
	Mille Lacs	305	1 in 30 miles or 30 mins	0	0	0.0	305	100.0	---	---
	Morrison	187	1 in 30 miles or 30 mins	0	0	0.0	187	100.0	---	---
	Mower	458	1 in 30 miles or 30 mins	0	0	0.0	458	100.0	---	---
	Murray	321	1 in 30 miles or 30 mins	0	0	0.0	321	100.0	---	---
	Nicollet	161	1 in 30 miles or 30 mins	0	0	0.0	161	100.0	---	---
	Nobles	268	1 in 30 miles or 30 mins	0	0	0.0	268	100.0	---	---
	Norman	286	1 in 30 miles or 30 mins	0	0	0.0	286	100.0	---	---
	Olmsted	706	1 in 30 miles or 30 mins	0	0	0.0	706	100.0	---	---
	Otter Tail	302	1 in 30 miles or 30 mins	0	0	0.0	302	100.0	---	---
	Pennington	145	1 in 30 miles or 30 mins	0	0	0.0	145	100.0	---	---
	Pine	298	1 in 30 miles or 30 mins	0	0	0.0	298	100.0	---	---
	Pipestone	106	1 in 30 miles or 30 mins	0	0	0.0	106	100.0	---	---
	Polk	156	1 in 30 miles or 30 mins	0	0	0.0	156	100.0	---	---
	Pope	232	1 in 30 miles or 30 mins	0	0	0.0	232	100.0	---	---
	Ramsey	2,586	1 in 30 miles or 30 mins	0	0	0.0	2,586	100.0	---	---
	Red Lake	346	1 in 30 miles or 30 mins	0	0	0.0	346	100.0	---	---
	Redwood	335	1 in 30 miles or 30 mins	0	0	0.0	335	100.0	---	---
	Renville	157	1 in 30 miles or 30 mins	0	0	0.0	157	100.0	---	---
	Rice	308	1 in 30 miles or 30 mins	0	0	0.0	308	100.0	---	---
	Rock	440	1 in 30 miles or 30 mins	0	0	0.0	440	100.0	---	---
	Roseau	347	1 in 30 miles or 30 mins	0	0	0.0	347	100.0	---	---
	Scott	601	1 in 30 miles or 30 mins	0	0	0.0	601	100.0	---	---
	Sherburne	498	1 in 30 miles or 30 mins	0	0	0.0	498	100.0	---	---
	Sibley	167	1 in 30 miles or 30 mins	0	0	0.0	167	100.0	---	---
	St. Louis	919	1 in 30 miles or 30 mins	0	0	0.0	919	100.0	---	---
	Stearns	798	1 in 30 miles or 30 mins	0	0	0.0	798	100.0	---	---
	Steele	191	1 in 30 miles or 30 mins	0	0	0.0	191	100.0	---	---
	Stevens	199	1 in 30 miles or 30 mins	0	0	0.0	199	100.0	---	---
	Swift	102	1 in 30 miles or 30 mins	0	0	0.0	102	100.0	---	---
	Todd	286	1 in 30 miles or 30 mins	0	0	0.0	286	100.0	---	---
	Traverse	259	1 in 30 miles or 30 mins	0	0	0.0	259	100.0	---	---
	Wabasha	104	1 in 30 miles or 30 mins	0	0	0.0	104	100.0	---	---
	Wadena	167	1 in 30 miles or 30 mins	0	0	0.0	167	100.0	---	---



## Access Detail By County

July 1, 2024

Created by...  
Medica

Access Analysis  
Other providers designated as licensed  
mental health providers

Eligible / Provider Groups  
National Proxy Census (Medica  
Applause MNN011)  
Medica Applause MNN011 Other  
providers designated as licensed  
mental health providers (Medica  
Regional Service Area)

All Eligibles										
State Abbr	County	Eligible	Provider	Counts	With Access		Without Access		Average Distance	Average Time
		#	Standard	#	#	%	#	%	1	1
MN	Waseca	106	1 in 30 miles or 30 mins	0	0	0.0	106	100.0	---	---
	Washington	1,030	1 in 30 miles or 30 mins	0	0	0.0	1,030	100.0	---	---
	Watowan	131	1 in 30 miles or 30 mins	0	0	0.0	131	100.0	---	---
	Wilkin	282	1 in 30 miles or 30 mins	0	0	0.0	282	100.0	---	---
	Winona	247	1 in 30 miles or 30 mins	0	0	0.0	247	100.0	---	---
	Wright	743	1 in 30 miles or 30 mins	0	0	0.0	743	100.0	---	---
	Yellow Medicine	199	1 in 30 miles or 30 mins	0	0	0.0	199	100.0	---	---
	Grand Totals	35,677	1 in 30 miles or 30 mins	0	0	0.0	35,677	100.0	---	---

# Pediatric Services Providers (Primary Care)/Medica Applause/MNN011

July 1, 2024

Created by...  
Medica

Medica Applause MNN011 General Pediatric Providers

1,553 providers at 520 locations

■ All providers

General Pediatric Providers

Employee Group

National Proxy Census (Medica Applause MNN011)

Provider Group

Medica Applause MNN011 General Pediatric Providers (Medica Regional Service Area)

35,677 eligible locations

◆ With access (33,192)

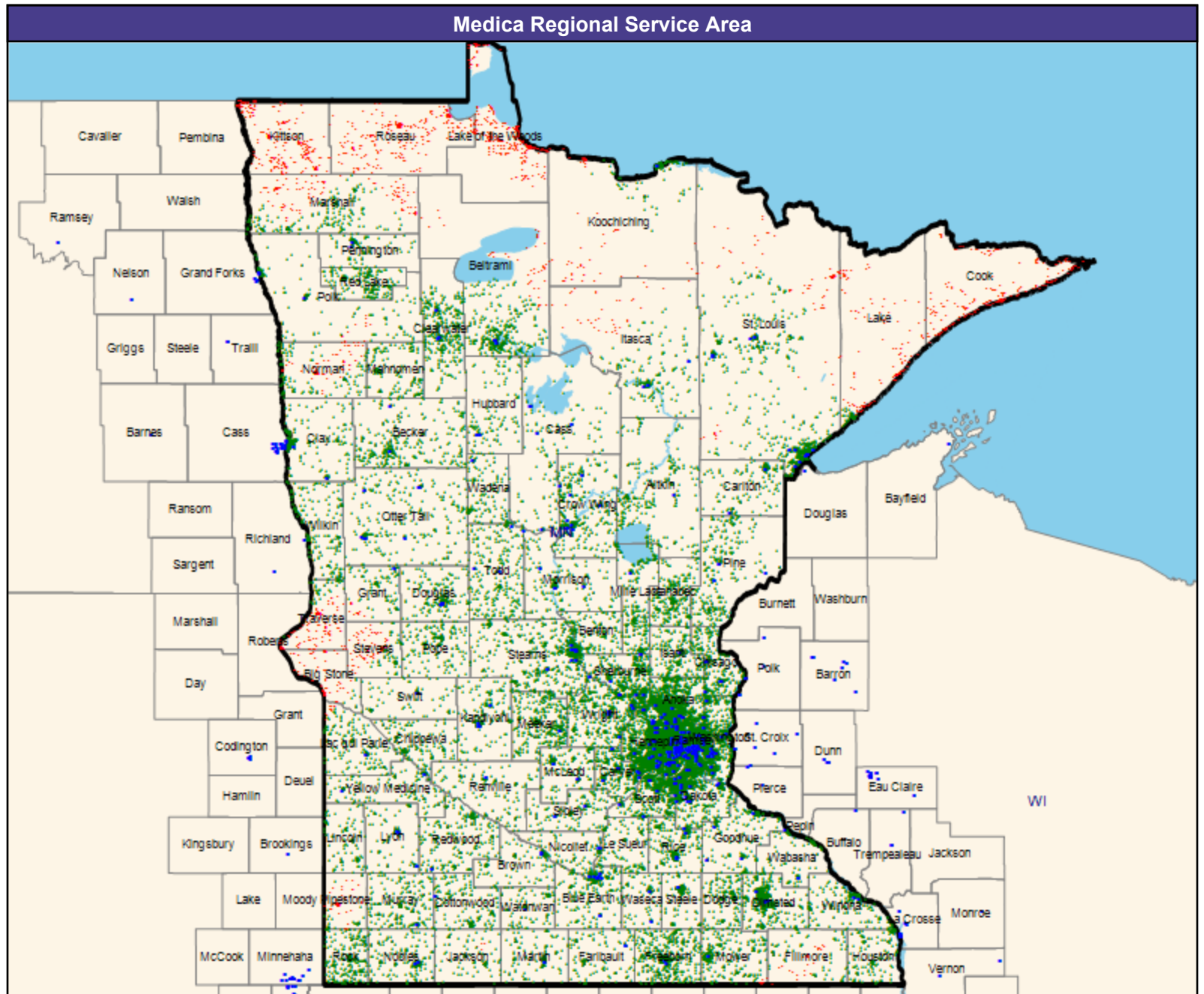
● Without access (2,485)

The Access Standard is defined as (National Proxy Census (Medica Applause MNN011)) eligibles accessing:  
1 (Medica Applause MNN011 General Pediatric Providers (Medica Regional Service Area)) provider in 30 miles or 30 minutes

Service Areas

□ Medica Applause MNN011

62.17 miles



# Access Detail By County

July 1, 2024

Created by...  
Medica

Access Analysis  
General Pediatric Providers  
Eligible / Provider Groups  
National Proxy Census (Medica  
Applause MNN011)  
Medica Applause MNN011 General  
Pediatric Providers (Medica  
Regional Service Area)

All Eligibles										
State Abbr	County	Eligible	Provider	Counts	With Access		Without Access		Average Distance	Average Time
		#	Standard	#	#	%	#	%	1	1
MN	Aitkin	287	1 in 30 miles or 30 mins	3	287	100.0	0	0.0	15.8	17.1
	Anoka	1,740	1 in 30 miles or 30 mins	185	1,740	100.0	0	0.0	3.7	4.4
	Becker	364	1 in 30 miles or 30 mins	12	364	100.0	0	0.0	8.8	9.6
	Beltrami	450	1 in 30 miles or 30 mins	32	405	90.0	45	10.0	12.5	13.6
	Benton	243	1 in 30 miles or 30 mins	0	243	100.0	0	0.0	7.9	8.7
	Big Stone	101	1 in 30 miles or 30 mins	0	10	9.9	91	90.1	39.8	43.4
	Blue Earth	347	1 in 30 miles or 30 mins	110	347	100.0	0	0.0	4.9	5.3
	Brown	135	1 in 30 miles or 30 mins	5	135	100.0	0	0.0	10.6	11.5
	Carlton	180	1 in 30 miles or 30 mins	3	180	100.0	0	0.0	6.3	6.9
	Carver	795	1 in 30 miles or 30 mins	161	795	100.0	0	0.0	3.2	3.6
	Cass	144	1 in 30 miles or 30 mins	9	144	100.0	0	0.0	9.8	10.7
	Chippewa	266	1 in 30 miles or 30 mins	0	266	100.0	0	0.0	15.6	17.0
	Chisago	271	1 in 30 miles or 30 mins	147	271	100.0	0	0.0	5.6	6.0
	Clay	324	1 in 30 miles or 30 mins	13	324	100.0	0	0.0	5.9	6.6
	Clearwater	387	1 in 30 miles or 30 mins	3	387	100.0	0	0.0	7.2	7.8
	Cook	212	1 in 30 miles or 30 mins	0	0	0.0	212	100.0	72.7	79.3
	Cottonwood	255	1 in 30 miles or 30 mins	4	255	100.0	0	0.0	16.9	18.4
	Crow Wing	348	1 in 30 miles or 30 mins	35	348	100.0	0	0.0	5.4	5.9
	Dakota	1,818	1 in 30 miles or 30 mins	456	1,818	100.0	0	0.0	2.2	2.6
	Dodge	218	1 in 30 miles or 30 mins	0	218	100.0	0	0.0	14.7	16.8
	Douglas	191	1 in 30 miles or 30 mins	68	191	100.0	0	0.0	6.7	7.3
	Faribault	151	1 in 30 miles or 30 mins	1	151	100.0	0	0.0	14.3	15.5
	Fillmore	112	1 in 30 miles or 30 mins	0	85	75.9	27	24.1	26.5	28.8
	Freeborn	668	1 in 30 miles or 30 mins	16	668	100.0	0	0.0	6.4	7.0
	Goodhue	227	1 in 30 miles or 30 mins	34	227	100.0	0	0.0	4.5	4.9
	Grant	127	1 in 30 miles or 30 mins	5	106	83.5	21	16.5	16.7	18.2
	Hennepin	5,098	1 in 30 miles or 30 mins	2,662	5,098	100.0	0	0.0	1.7	2.6
	Houston	192	1 in 30 miles or 30 mins	0	192	100.0	0	0.0	16.0	17.4
	Hubbard	110	1 in 30 miles or 30 mins	10	110	100.0	0	0.0	9.8	10.7
	Isanti	226	1 in 30 miles or 30 mins	5	226	100.0	0	0.0	6.9	7.5
	Itasca	216	1 in 30 miles or 30 mins	8	179	82.9	37	17.1	14.7	15.9
	Jackson	107	1 in 30 miles or 30 mins	0	103	96.3	4	3.7	23.8	25.9
	Kanabec	347	1 in 30 miles or 30 mins	0	347	100.0	0	0.0	20.0	21.8
	Kandiyohi	231	1 in 30 miles or 30 mins	55	231	100.0	0	0.0	5.8	6.3
	Kittson	356	1 in 30 miles or 30 mins	0	0	0.0	356	100.0	57.2	62.7
	Koochiching	219	1 in 30 miles or 30 mins	1	158	72.1	61	27.9	18.0	19.6
	Lac qui Parle	265	1 in 30 miles or 30 mins	1	255	96.2	10	3.8	12.4	13.4
	Lake	213	1 in 30 miles or 30 mins	0	85	39.9	128	60.1	39.4	42.9
	Lake of the Woods	339	1 in 30 miles or 30 mins	0	0	0.0	339	100.0	67.5	73.5
	Le Sueur	145	1 in 30 miles or 30 mins	0	145	100.0	0	0.0	9.4	10.2

# Access Detail By County

July 1, 2024

Created by...  
Medica

Access Analysis  
General Pediatric Providers  
Eligible / Provider Groups  
National Proxy Census (Medica Applause MNN011)  
Medica Applause MNN011 General Pediatric Providers (Medica Regional Service Area)

All Eligibles										
State Abbr	County	Eligible	Provider	Counts	With Access		Without Access		Average Distance	Average Time
		#	Standard	#	#	%	#	%	1	1
MN	Lincoln	118	1 in 30 miles or 30 mins	0	118	100.0	0	0.0	21.8	23.7
	Lyon	136	1 in 30 miles or 30 mins	40	136	100.0	0	0.0	6.3	6.9
	Mahnomen	220	1 in 30 miles or 30 mins	0	219	99.5	1	0.5	18.0	19.6
	Marshall	388	1 in 30 miles or 30 mins	0	248	63.9	140	36.1	26.6	29.0
	Martin	200	1 in 30 miles or 30 mins	1	200	100.0	0	0.0	8.2	8.9
	McLeod	199	1 in 30 miles or 30 mins	4	199	100.0	0	0.0	5.4	5.8
	Meeker	512	1 in 30 miles or 30 mins	3	512	100.0	0	0.0	11.3	12.3
	Mille Lacs	305	1 in 30 miles or 30 mins	3	305	100.0	0	0.0	10.8	11.7
	Morrison	187	1 in 30 miles or 30 mins	21	187	100.0	0	0.0	6.9	7.5
	Mower	458	1 in 30 miles or 30 mins	21	449	98.0	9	2.0	8.5	9.2
	Murray	321	1 in 30 miles or 30 mins	3	321	100.0	0	0.0	12.4	13.5
	Nicollet	161	1 in 30 miles or 30 mins	26	161	100.0	0	0.0	4.5	4.8
	Nobles	268	1 in 30 miles or 30 mins	16	268	100.0	0	0.0	8.2	8.9
	Norman	286	1 in 30 miles or 30 mins	0	164	57.3	122	42.7	29.1	31.7
	Olmsted	706	1 in 30 miles or 30 mins	23	706	100.0	0	0.0	4.8	5.4
	Otter Tail	302	1 in 30 miles or 30 mins	42	302	100.0	0	0.0	8.6	9.3
	Pennington	145	1 in 30 miles or 30 mins	4	145	100.0	0	0.0	5.1	5.5
	Pine	298	1 in 30 miles or 30 mins	8	298	100.0	0	0.0	10.6	11.5
	Pipestone	106	1 in 30 miles or 30 mins	0	33	31.1	73	68.9	32.4	35.3
	Polk	156	1 in 30 miles or 30 mins	4	143	91.7	13	8.3	12.5	13.6
	Pope	232	1 in 30 miles or 30 mins	0	232	100.0	0	0.0	18.1	19.7
	Ramsey	2,586	1 in 30 miles or 30 mins	1,129	2,586	100.0	0	0.0	1.2	1.9
	Red Lake	346	1 in 30 miles or 30 mins	0	346	100.0	0	0.0	20.0	21.7
	Redwood	335	1 in 30 miles or 30 mins	4	335	100.0	0	0.0	18.6	20.2
	Renville	157	1 in 30 miles or 30 mins	2	157	100.0	0	0.0	11.5	12.5
	Rice	308	1 in 30 miles or 30 mins	14	308	100.0	0	0.0	4.8	5.2
	Rock	440	1 in 30 miles or 30 mins	0	436	99.1	4	0.9	17.2	18.7
	Roseau	347	1 in 30 miles or 30 mins	0	0	0.0	347	100.0	58.8	64.1
	Scott	601	1 in 30 miles or 30 mins	38	601	100.0	0	0.0	3.6	4.1
	Sherburne	498	1 in 30 miles or 30 mins	70	498	100.0	0	0.0	4.7	5.1
	Sibley	167	1 in 30 miles or 30 mins	4	167	100.0	0	0.0	6.8	7.4
	St. Louis	919	1 in 30 miles or 30 mins	147	827	90.0	92	10.0	10.4	11.5
	Stearns	798	1 in 30 miles or 30 mins	102	798	100.0	0	0.0	9.5	10.3
	Steele	191	1 in 30 miles or 30 mins	14	191	100.0	0	0.0	6.0	6.5
	Stevens	199	1 in 30 miles or 30 mins	0	61	30.7	138	69.3	30.4	33.1
	Swift	102	1 in 30 miles or 30 mins	1	102	100.0	0	0.0	11.3	12.2
	Todd	286	1 in 30 miles or 30 mins	3	286	100.0	0	0.0	10.4	11.3
	Traverse	259	1 in 30 miles or 30 mins	0	44	17.0	215	83.0	33.6	36.7
	Wabasha	104	1 in 30 miles or 30 mins	1	104	100.0	0	0.0	9.2	10.0
	Wadena	167	1 in 30 miles or 30 mins	4	167	100.0	0	0.0	14.6	15.8

### Access Detail By County

July 1, 2024

Created by...  
Medica

Access Analysis  
 General Pediatric Providers  
 Eligible / Provider Groups  
 National Proxy Census (Medica Applause MNN011)  
 Medica Applause MNN011 General Pediatric Providers (Medica Regional Service Area)

All Eligibles										
State Abbr	County	Eligible	Provider	Counts	With Access		Without Access		Average Distance	Average Time
		#	Standard	#	#	%	#	%	1	1
MN	Waseca	106	1 in 30 miles or 30 mins	2	106	100.0	0	0.0	5.1	5.5
	Washington	1,030	1 in 30 miles or 30 mins	328	1,030	100.0	0	0.0	2.5	3.0
	Watsonwan	131	1 in 30 miles or 30 mins	3	131	100.0	0	0.0	8.7	9.5
	Wilkin	282	1 in 30 miles or 30 mins	0	282	100.0	0	0.0	10.6	11.5
	Winona	247	1 in 30 miles or 30 mins	9	247	100.0	0	0.0	7.3	8.0
	Wright	743	1 in 30 miles or 30 mins	93	743	100.0	0	0.0	5.0	5.4
	Yellow Medicine	199	1 in 30 miles or 30 mins	7	199	100.0	0	0.0	8.1	8.8
	Grand Totals	35,677	1 in 30 miles or 30 mins	6,238	33,192	93.0	2,485	7.0	9.9	11.0

# Allergy, Immunology and Rheumatology/Medica Applause/MNN011

July 1, 2024

Created by...  
Medica

Medica Applause MNN011 Allergy, Immunology and Rheumatology

210 providers at 210 locations

■ All providers

Allergy, Immunology and Rheumatology

Employee Group

National Proxy Census (Medica Applause MNN011)

Provider Group

Medica Applause MNN011 Allergy, Immunology and Rheumatology (Medica Regional Service Area)

35,677 eligible locations

◆ With access (34,943)

● Without access (734)

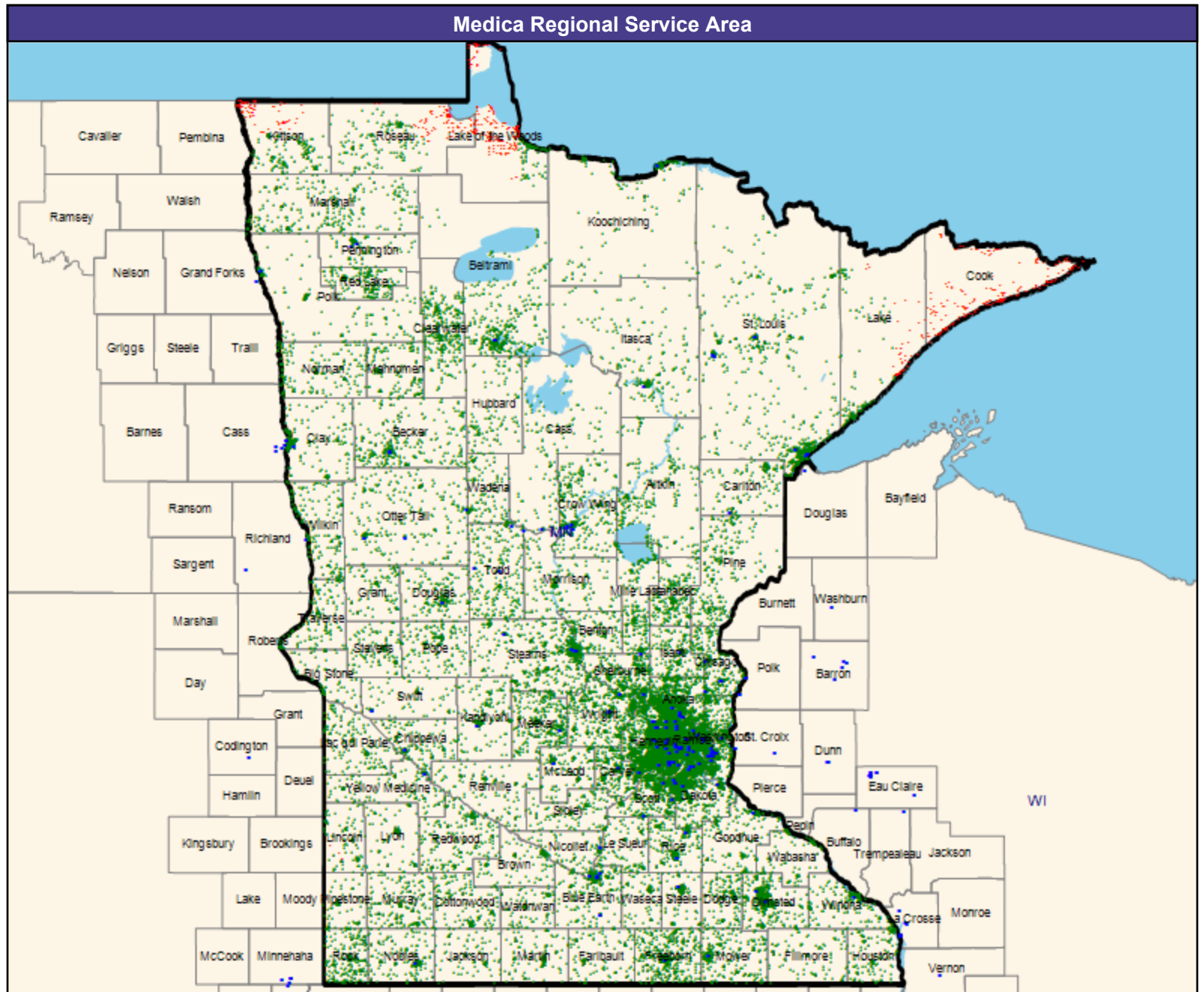
The Access Standard is defined as (National Proxy Census (Medica Applause MNN011)) eligibles accessing:

1 (Medica Applause MNN011 Allergy, Immunology and Rheumatology (Medica Regional Service Area)) provider in 60 miles or 60 minutes

Service Areas

□ Medica Applause MNN011

62.17 miles



# Access Detail By County

July 1, 2024

Created by...  
Medica

Access Analysis  
Allergy, Immunology and  
Rheumatology

Eligible / Provider Groups  
National Proxy Census (Medica  
Applause MNN011)  
Medica Applause MNN011 Allergy,  
Immunology and Rheumatology  
(Medica Regional Service Area)

All Eligibles										
State Abbr	County	Eligible	Provider	Counts	With Access		Without Access		Average Distance	Average Time
		#	Standard	#	#	%	#	%	1	1
MN	Aitkin	287	1 in 60 miles or 60 mins	0	287	100.0	0	0.0	30.9	33.7
	Anoka	1,740	1 in 60 miles or 60 mins	35	1,740	100.0	0	0.0	4.5	5.5
	Becker	364	1 in 60 miles or 60 mins	3	364	100.0	0	0.0	13.4	14.6
	Beltrami	450	1 in 60 miles or 60 mins	8	450	100.0	0	0.0	13.1	14.3
	Benton	243	1 in 60 miles or 60 mins	0	243	100.0	0	0.0	8.8	10.3
	Big Stone	101	1 in 60 miles or 60 mins	0	101	100.0	0	0.0	30.6	33.4
	Blue Earth	347	1 in 60 miles or 60 mins	9	347	100.0	0	0.0	5.2	5.7
	Brown	135	1 in 60 miles or 60 mins	0	135	100.0	0	0.0	32.9	35.8
	Carlton	180	1 in 60 miles or 60 mins	1	180	100.0	0	0.0	15.5	16.9
	Carver	795	1 in 60 miles or 60 mins	5	795	100.0	0	0.0	5.6	6.2
	Cass	144	1 in 60 miles or 60 mins	1	144	100.0	0	0.0	27.5	30.0
	Chippewa	266	1 in 60 miles or 60 mins	2	266	100.0	0	0.0	6.4	7.0
	Chisago	271	1 in 60 miles or 60 mins	19	271	100.0	0	0.0	5.6	6.1
	Clay	324	1 in 60 miles or 60 mins	2	324	100.0	0	0.0	8.5	9.4
	Clearwater	387	1 in 60 miles or 60 mins	0	387	100.0	0	0.0	27.8	30.2
	Cook	212	1 in 60 miles or 60 mins	0	0	0.0	212	100.0	104.0	113.4
	Cottonwood	255	1 in 60 miles or 60 mins	0	255	100.0	0	0.0	40.0	43.6
	Crow Wing	348	1 in 60 miles or 60 mins	9	348	100.0	0	0.0	13.6	14.8
	Dakota	1,818	1 in 60 miles or 60 mins	28	1,818	100.0	0	0.0	3.5	4.4
	Dodge	218	1 in 60 miles or 60 mins	0	218	100.0	0	0.0	15.5	17.8
	Douglas	191	1 in 60 miles or 60 mins	1	191	100.0	0	0.0	7.6	8.2
	Faribault	151	1 in 60 miles or 60 mins	0	151	100.0	0	0.0	22.4	24.4
	Fillmore	112	1 in 60 miles or 60 mins	0	112	100.0	0	0.0	26.7	29.1
	Freeborn	668	1 in 60 miles or 60 mins	2	668	100.0	0	0.0	7.5	8.2
	Goodhue	227	1 in 60 miles or 60 mins	1	227	100.0	0	0.0	11.8	13.1
	Grant	127	1 in 60 miles or 60 mins	0	127	100.0	0	0.0	23.4	25.4
	Hennepin	5,098	1 in 60 miles or 60 mins	175	5,098	100.0	0	0.0	2.9	4.4
	Houston	192	1 in 60 miles or 60 mins	0	192	100.0	0	0.0	16.2	17.6
	Hubbard	110	1 in 60 miles or 60 mins	0	110	100.0	0	0.0	30.0	32.7
	Isanti	226	1 in 60 miles or 60 mins	1	226	100.0	0	0.0	6.9	7.5
	Itasca	216	1 in 60 miles or 60 mins	1	216	100.0	0	0.0	16.6	18.1
	Jackson	107	1 in 60 miles or 60 mins	0	107	100.0	0	0.0	28.3	30.8
	Kanabec	347	1 in 60 miles or 60 mins	0	347	100.0	0	0.0	24.3	26.5
	Kandiyohi	231	1 in 60 miles or 60 mins	1	231	100.0	0	0.0	9.0	9.8
	Kittson	356	1 in 60 miles or 60 mins	0	231	64.9	125	35.1	57.6	63.1
	Koochiching	219	1 in 60 miles or 60 mins	2	219	100.0	0	0.0	18.0	19.6
	Lac qui Parle	265	1 in 60 miles or 60 mins	0	265	100.0	0	0.0	19.6	21.3
	Lake	213	1 in 60 miles or 60 mins	0	161	75.6	52	24.4	45.6	51.1
	Lake of the Woods	339	1 in 60 miles or 60 mins	0	120	35.4	219	64.6	67.5	73.5
	Le Sueur	145	1 in 60 miles or 60 mins	0	145	100.0	0	0.0	10.1	11.0

# Access Detail By County

July 1, 2024

Created by...  
Medica

Access Analysis  
Allergy, Immunology and  
Rheumatology

Eligible / Provider Groups  
National Proxy Census (Medica  
Applause MNN011)  
Medica Applause MNN011 Allergy,  
Immunology and Rheumatology  
(Medica Regional Service Area)

All Eligibles										
State Abbr	County	Eligible	Provider	Counts	With Access		Without Access		Average Distance	Average Time
		#	Standard	#	#	%	#	%	1	1
MN	Lincoln	118	1 in 60 miles or 60 mins	0	113	95.8	5	4.2	53.5	58.9
	Lyon	136	1 in 60 miles or 60 mins	0	136	100.0	0	0.0	35.6	38.8
	Mahnomen	220	1 in 60 miles or 60 mins	0	220	100.0	0	0.0	35.6	38.8
	Marshall	388	1 in 60 miles or 60 mins	0	388	100.0	0	0.0	26.9	29.3
	Martin	200	1 in 60 miles or 60 mins	0	200	100.0	0	0.0	40.0	43.5
	McLeod	199	1 in 60 miles or 60 mins	7	199	100.0	0	0.0	10.2	11.1
	Meeker	512	1 in 60 miles or 60 mins	5	512	100.0	0	0.0	13.1	14.2
	Mille Lacs	305	1 in 60 miles or 60 mins	0	305	100.0	0	0.0	19.1	20.8
	Morrison	187	1 in 60 miles or 60 mins	1	187	100.0	0	0.0	22.5	25.0
	Mower	458	1 in 60 miles or 60 mins	2	458	100.0	0	0.0	8.5	9.2
	Murray	321	1 in 60 miles or 60 mins	0	321	100.0	0	0.0	29.1	31.6
	Nicollet	161	1 in 60 miles or 60 mins	2	161	100.0	0	0.0	7.7	8.3
	Nobles	268	1 in 60 miles or 60 mins	2	268	100.0	0	0.0	9.7	10.6
	Norman	286	1 in 60 miles or 60 mins	0	286	100.0	0	0.0	35.7	38.9
	Olmsted	706	1 in 60 miles or 60 mins	4	706	100.0	0	0.0	5.3	6.0
	Otter Tail	302	1 in 60 miles or 60 mins	5	302	100.0	0	0.0	12.2	13.3
	Pennington	145	1 in 60 miles or 60 mins	4	145	100.0	0	0.0	5.2	5.6
	Pine	298	1 in 60 miles or 60 mins	0	298	100.0	0	0.0	22.0	24.0
	Pipestone	106	1 in 60 miles or 60 mins	0	106	100.0	0	0.0	44.8	52.1
	Polk	156	1 in 60 miles or 60 mins	1	156	100.0	0	0.0	25.4	27.6
	Pope	232	1 in 60 miles or 60 mins	0	232	100.0	0	0.0	20.9	22.8
	Ramsey	2,586	1 in 60 miles or 60 mins	39	2,586	100.0	0	0.0	2.3	3.7
	Red Lake	346	1 in 60 miles or 60 mins	0	346	100.0	0	0.0	20.5	22.3
	Redwood	335	1 in 60 miles or 60 mins	0	335	100.0	0	0.0	38.1	41.5
	Renville	157	1 in 60 miles or 60 mins	0	157	100.0	0	0.0	25.5	27.8
	Rice	308	1 in 60 miles or 60 mins	5	308	100.0	0	0.0	5.0	5.4
	Rock	440	1 in 60 miles or 60 mins	0	440	100.0	0	0.0	28.6	32.0
	Roseau	347	1 in 60 miles or 60 mins	0	226	65.1	121	34.9	58.3	63.6
	Scott	601	1 in 60 miles or 60 mins	2	601	100.0	0	0.0	5.7	6.5
	Sherburne	498	1 in 60 miles or 60 mins	8	498	100.0	0	0.0	6.6	7.2
	Sibley	167	1 in 60 miles or 60 mins	0	167	100.0	0	0.0	21.6	23.6
	St. Louis	919	1 in 60 miles or 60 mins	21	919	100.0	0	0.0	11.5	13.0
	Stearns	798	1 in 60 miles or 60 mins	15	798	100.0	0	0.0	10.0	11.5
	Steele	191	1 in 60 miles or 60 mins	5	191	100.0	0	0.0	6.6	7.1
	Stevens	199	1 in 60 miles or 60 mins	0	199	100.0	0	0.0	28.6	31.2
	Swift	102	1 in 60 miles or 60 mins	1	102	100.0	0	0.0	17.1	18.6
	Todd	286	1 in 60 miles or 60 mins	3	286	100.0	0	0.0	9.4	10.2
	Traverse	259	1 in 60 miles or 60 mins	0	259	100.0	0	0.0	35.2	38.4
	Wabasha	104	1 in 60 miles or 60 mins	0	104	100.0	0	0.0	23.3	25.8
	Wadena	167	1 in 60 miles or 60 mins	0	167	100.0	0	0.0	11.5	12.5



### Access Detail By County

July 1, 2024

Created by...  
Medica

Access Analysis  
Allergy, Immunology and  
Rheumatology  
  
Eligible / Provider Groups  
National Proxy Census (Medica  
Applause MNN011)  
Medica Applause MNN011 Allergy,  
Immunology and Rheumatology  
(Medica Regional Service Area)

All Eligibles										
State Abbr	County	Eligible	Provider	Counts	With Access		Without Access		Average Distance	Average Time
		#	Standard	#	#	%	#	%	1	1
MN	Waseca	106	1 in 60 miles or 60 mins	0	106	100.0	0	0.0	15.4	16.8
	Washington	1,030	1 in 60 miles or 60 mins	36	1,030	100.0	0	0.0	4.1	4.8
	Watonwan	131	1 in 60 miles or 60 mins	0	131	100.0	0	0.0	33.4	36.3
	Wilkin	282	1 in 60 miles or 60 mins	0	282	100.0	0	0.0	12.2	13.3
	Winona	247	1 in 60 miles or 60 mins	1	247	100.0	0	0.0	8.6	9.4
	Wright	743	1 in 60 miles or 60 mins	3	743	100.0	0	0.0	8.2	8.9
	Yellow Medicine	199	1 in 60 miles or 60 mins	2	199	100.0	0	0.0	19.4	21.1
	<b>Grand Totals</b>	<b>35,677</b>	<b>1 in 60 miles or 60 mins</b>	<b>480</b>	<b>34,943</b>	<b>97.9</b>	<b>734</b>	<b>2.1</b>	<b>13.8</b>	<b>15.4</b>

© 2024 Quest Analytics, LLC.

# Anesthesiology Physicians and Certified Registered Nurse Anesthetists/Medica Applause/MNN011

July 1, 2024

Created by...  
Medica

Medica Applause MNN011  
Anesthesiology Physicians and CRNA

3,749 providers at 391 locations

■ All providers

Anesthesiology Physicians and CRNA

Employee Group

National Proxy Census (Medica Applause MNN011)

Provider Group

Medica Applause MNN011  
Anesthesiology Physicians and CRNA  
(Medica Regional Service Area)

35,677 eligible locations

◆ With access (35,514)

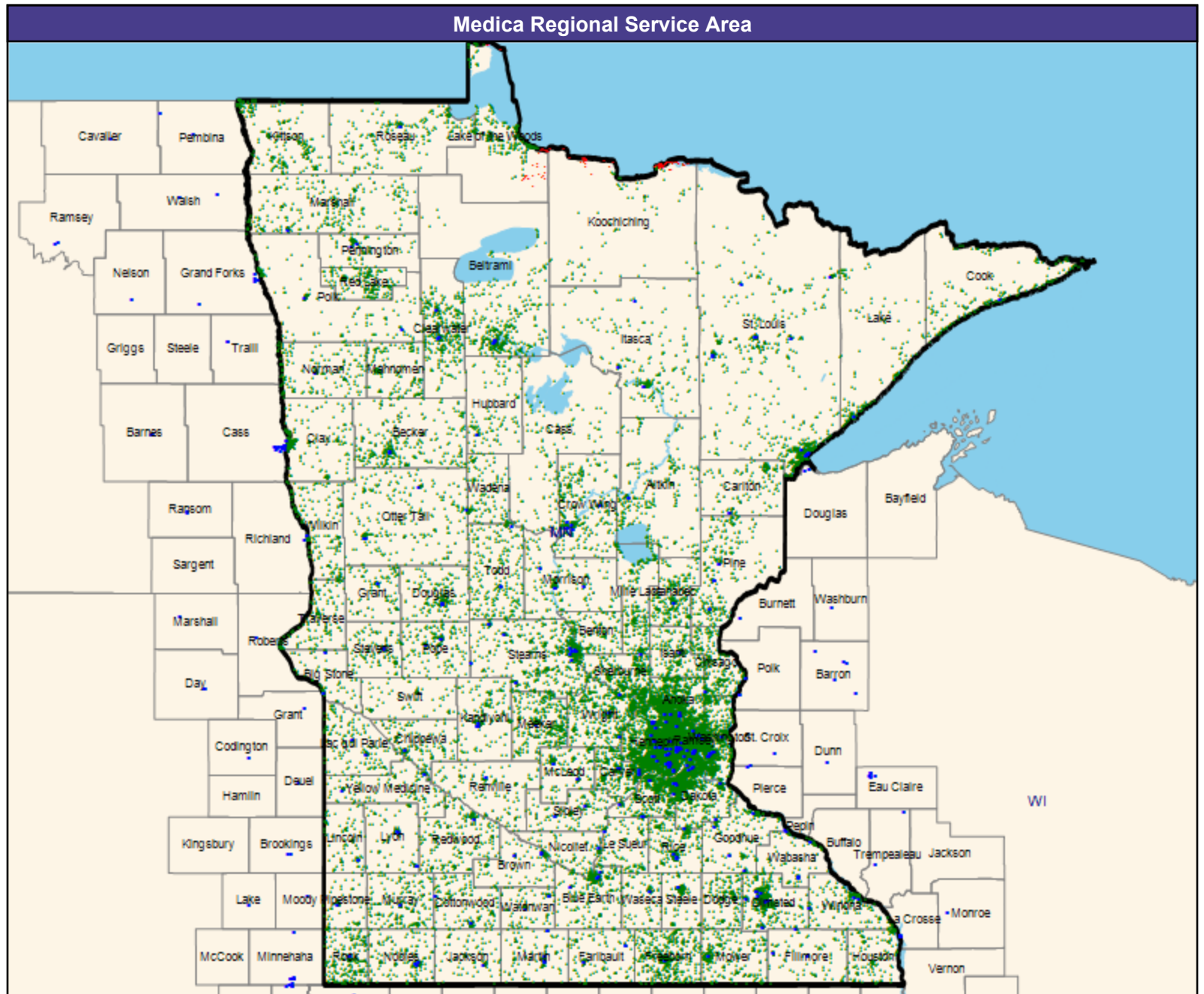
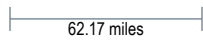
● Without access (163)

The Access Standard is defined as  
(National Proxy Census (Medica Applause MNN011)) eligibles accessing:

1 (Medica Applause MNN011  
Anesthesiology Physicians and CRNA  
(Medica Regional Service Area))  
provider in 60 miles or 60 minutes

Service Areas

□ Medica Applause MNN011



# Access Detail By County

July 1, 2024

Created by...  
Medica

Access Analysis  
Anesthesiology Physicians and CRNA

Eligible / Provider Groups  
National Proxy Census (Medica  
Applause MNN011)  
Medica Applause MNN011  
Anesthesiology Physicians and  
CRNA (Medica Regional Service  
Area)

All Eligibles										
State Abbr	County	Eligible	Provider	Counts	With Access		Without Access		Average Distance	Average Time
		#	Standard	#	#	%	#	%	1	1
MN	Aitkin	287	1 in 60 miles or 60 mins	7	287	100.0	0	0.0	16.1	17.5
	Anoka	1,740	1 in 60 miles or 60 mins	145	1,740	100.0	0	0.0	5.0	6.5
	Becker	364	1 in 60 miles or 60 mins	35	364	100.0	0	0.0	10.9	11.8
	Beltrami	450	1 in 60 miles or 60 mins	208	450	100.0	0	0.0	12.7	13.8
	Benton	243	1 in 60 miles or 60 mins	0	243	100.0	0	0.0	8.5	9.7
	Big Stone	101	1 in 60 miles or 60 mins	8	101	100.0	0	0.0	6.8	7.3
	Blue Earth	347	1 in 60 miles or 60 mins	171	347	100.0	0	0.0	5.5	6.0
	Brown	135	1 in 60 miles or 60 mins	39	135	100.0	0	0.0	6.2	6.7
	Carlton	180	1 in 60 miles or 60 mins	29	180	100.0	0	0.0	15.6	16.9
	Carver	795	1 in 60 miles or 60 mins	259	795	100.0	0	0.0	4.8	5.3
	Cass	144	1 in 60 miles or 60 mins	0	144	100.0	0	0.0	24.4	26.5
	Chippewa	266	1 in 60 miles or 60 mins	64	266	100.0	0	0.0	6.7	7.3
	Chisago	271	1 in 60 miles or 60 mins	58	271	100.0	0	0.0	9.6	10.4
	Clay	324	1 in 60 miles or 60 mins	0	324	100.0	0	0.0	9.0	10.2
	Clearwater	387	1 in 60 miles or 60 mins	30	387	100.0	0	0.0	7.2	7.8
	Cook	212	1 in 60 miles or 60 mins	1	212	100.0	0	0.0	20.4	22.2
	Cottonwood	255	1 in 60 miles or 60 mins	28	255	100.0	0	0.0	7.1	7.7
	Crow Wing	348	1 in 60 miles or 60 mins	119	348	100.0	0	0.0	9.7	10.5
	Dakota	1,818	1 in 60 miles or 60 mins	475	1,818	100.0	0	0.0	4.1	4.9
	Dodge	218	1 in 60 miles or 60 mins	0	218	100.0	0	0.0	10.9	11.8
	Douglas	191	1 in 60 miles or 60 mins	28	191	100.0	0	0.0	7.6	8.2
	Faribault	151	1 in 60 miles or 60 mins	13	151	100.0	0	0.0	7.7	8.3
	Fillmore	112	1 in 60 miles or 60 mins	6	112	100.0	0	0.0	8.7	9.4
	Freeborn	668	1 in 60 miles or 60 mins	57	668	100.0	0	0.0	7.0	7.6
	Goodhue	227	1 in 60 miles or 60 mins	106	227	100.0	0	0.0	5.1	5.6
	Grant	127	1 in 60 miles or 60 mins	12	127	100.0	0	0.0	11.2	12.2
	Hennepin	5,098	1 in 60 miles or 60 mins	4,432	5,098	100.0	0	0.0	2.6	4.0
	Houston	192	1 in 60 miles or 60 mins	0	192	100.0	0	0.0	16.0	17.4
	Hubbard	110	1 in 60 miles or 60 mins	7	110	100.0	0	0.0	12.1	13.2
	Isanti	226	1 in 60 miles or 60 mins	45	226	100.0	0	0.0	7.4	8.1
	Itasca	216	1 in 60 miles or 60 mins	116	216	100.0	0	0.0	11.1	12.1
	Jackson	107	1 in 60 miles or 60 mins	10	107	100.0	0	0.0	8.6	9.4
	Kanabec	347	1 in 60 miles or 60 mins	19	347	100.0	0	0.0	6.3	6.9
	Kandiyohi	231	1 in 60 miles or 60 mins	45	231	100.0	0	0.0	6.9	7.4
	Kittson	356	1 in 60 miles or 60 mins	0	356	100.0	0	0.0	33.2	36.3
	Koochiching	219	1 in 60 miles or 60 mins	0	87	39.7	132	60.3	54.4	59.3
	Lac qui Parle	265	1 in 60 miles or 60 mins	8	265	100.0	0	0.0	5.8	6.3
	Lake	213	1 in 60 miles or 60 mins	9	213	100.0	0	0.0	15.9	17.3
	Lake of the Woods	339	1 in 60 miles or 60 mins	0	308	90.9	31	9.1	49.2	53.6
	Le Sueur	145	1 in 60 miles or 60 mins	5	145	100.0	0	0.0	8.3	9.0

# Access Detail By County

July 1, 2024

Created by...  
Medica

Access Analysis  
Anesthesiology Physicians and CRNA

Eligible / Provider Groups  
National Proxy Census (Medica Applause MNN011)  
Medica Applause MNN011  
Anesthesiology Physicians and CRNA (Medica Regional Service Area)

All Eligibles										
State Abbr	County	Eligible	Provider	Counts	With Access		Without Access		Average Distance	Average Time
		#	Standard	#	#	%	#	%	1	1
MN	Lincoln	118	1 in 60 miles or 60 mins	19	118	100.0	0	0.0	11.8	12.9
	Lyon	136	1 in 60 miles or 60 mins	78	136	100.0	0	0.0	5.8	6.2
	Mahnomen	220	1 in 60 miles or 60 mins	0	220	100.0	0	0.0	23.1	25.2
	Marshall	388	1 in 60 miles or 60 mins	1	388	100.0	0	0.0	17.4	18.9
	Martin	200	1 in 60 miles or 60 mins	76	200	100.0	0	0.0	6.3	6.8
	McLeod	199	1 in 60 miles or 60 mins	36	199	100.0	0	0.0	5.9	6.4
	Meeker	512	1 in 60 miles or 60 mins	7	512	100.0	0	0.0	8.7	9.4
	Mille Lacs	305	1 in 60 miles or 60 mins	0	305	100.0	0	0.0	15.6	17.0
	Morrison	187	1 in 60 miles or 60 mins	25	187	100.0	0	0.0	7.5	8.1
	Mower	458	1 in 60 miles or 60 mins	55	458	100.0	0	0.0	6.6	7.1
	Murray	321	1 in 60 miles or 60 mins	23	321	100.0	0	0.0	8.8	9.5
	Nicollet	161	1 in 60 miles or 60 mins	12	161	100.0	0	0.0	5.2	5.6
	Nobles	268	1 in 60 miles or 60 mins	46	268	100.0	0	0.0	7.8	8.4
	Norman	286	1 in 60 miles or 60 mins	19	286	100.0	0	0.0	13.1	14.2
	Olmsted	706	1 in 60 miles or 60 mins	67	706	100.0	0	0.0	2.8	3.2
	Otter Tail	302	1 in 60 miles or 60 mins	44	302	100.0	0	0.0	11.2	12.2
	Pennington	145	1 in 60 miles or 60 mins	73	145	100.0	0	0.0	5.2	5.6
	Pine	298	1 in 60 miles or 60 mins	27	298	100.0	0	0.0	7.5	8.2
	Pipestone	106	1 in 60 miles or 60 mins	14	106	100.0	0	0.0	6.6	7.2
	Polk	156	1 in 60 miles or 60 mins	22	156	100.0	0	0.0	9.5	10.3
	Pope	232	1 in 60 miles or 60 mins	35	232	100.0	0	0.0	5.9	6.4
	Ramsey	2,586	1 in 60 miles or 60 mins	1,122	2,586	100.0	0	0.0	2.5	4.0
	Red Lake	346	1 in 60 miles or 60 mins	0	346	100.0	0	0.0	18.8	20.4
	Redwood	335	1 in 60 miles or 60 mins	10	335	100.0	0	0.0	10.5	11.4
	Renville	157	1 in 60 miles or 60 mins	1	157	100.0	0	0.0	10.2	11.1
	Rice	308	1 in 60 miles or 60 mins	42	308	100.0	0	0.0	5.0	5.4
	Rock	440	1 in 60 miles or 60 mins	17	440	100.0	0	0.0	6.6	7.1
	Roseau	347	1 in 60 miles or 60 mins	2	347	100.0	0	0.0	15.5	16.9
	Scott	601	1 in 60 miles or 60 mins	99	601	100.0	0	0.0	4.8	5.3
	Sherburne	498	1 in 60 miles or 60 mins	78	498	100.0	0	0.0	8.9	9.6
	Sibley	167	1 in 60 miles or 60 mins	7	167	100.0	0	0.0	6.4	6.9
	St. Louis	919	1 in 60 miles or 60 mins	474	919	100.0	0	0.0	7.5	8.3
	Stearns	798	1 in 60 miles or 60 mins	248	798	100.0	0	0.0	6.1	6.7
	Steele	191	1 in 60 miles or 60 mins	5	191	100.0	0	0.0	6.5	7.1
	Stevens	199	1 in 60 miles or 60 mins	22	199	100.0	0	0.0	6.6	7.1
	Swift	102	1 in 60 miles or 60 mins	0	102	100.0	0	0.0	20.8	22.7
	Todd	286	1 in 60 miles or 60 mins	52	286	100.0	0	0.0	9.3	10.1
	Traverse	259	1 in 60 miles or 60 mins	0	259	100.0	0	0.0	17.4	19.0
	Wabasha	104	1 in 60 miles or 60 mins	13	104	100.0	0	0.0	5.1	5.5
	Wadena	167	1 in 60 miles or 60 mins	0	167	100.0	0	0.0	9.4	10.2

## Access Detail By County

July 1, 2024

Created by...  
Medica

Access Analysis  
Anesthesiology Physicians and CRNA

Eligible / Provider Groups  
National Proxy Census (Medica  
Applause MNN011)  
Medica Applause MNN011  
Anesthesiology Physicians and  
CRNA (Medica Regional Service  
Area)

All Eligibles										
State Abbr	County	Eligible	Provider	Counts	With Access		Without Access		Average Distance	Average Time
		#	Standard	#	#	%	#	%	1	1
MN	Waseca	106	1 in 60 miles or 60 mins	28	106	100.0	0	0.0	6.6	7.2
	Washington	1,030	1 in 60 miles or 60 mins	526	1,030	100.0	0	0.0	4.9	5.7
	Watonwan	131	1 in 60 miles or 60 mins	23	131	100.0	0	0.0	5.5	6.0
	Wilkin	282	1 in 60 miles or 60 mins	19	282	100.0	0	0.0	11.6	12.6
	Winona	247	1 in 60 miles or 60 mins	33	247	100.0	0	0.0	4.9	5.3
	Wright	743	1 in 60 miles or 60 mins	107	743	100.0	0	0.0	8.4	9.3
	Yellow Medicine	199	1 in 60 miles or 60 mins	20	199	100.0	0	0.0	8.0	8.7
Grand Totals		35,677	1 in 60 miles or 60 mins	10,221	35,514	99.5	163	0.5	8.0	9.0

# Cardiac Surgery/Medica Applause/MNN011

July 1, 2024

Created by...  
Medica

Medica Applause MNN011 Cardiac Surgery

907 providers at 413 locations

■ All providers

Cardiac Surgery

Employee Group

National Proxy Census (Medica Applause MNN011)

Provider Group

Medica Applause MNN011 Cardiac Surgery (Medica Regional Service Area)

35,677 eligible locations

◆ With access (35,526)

● Without access (151)

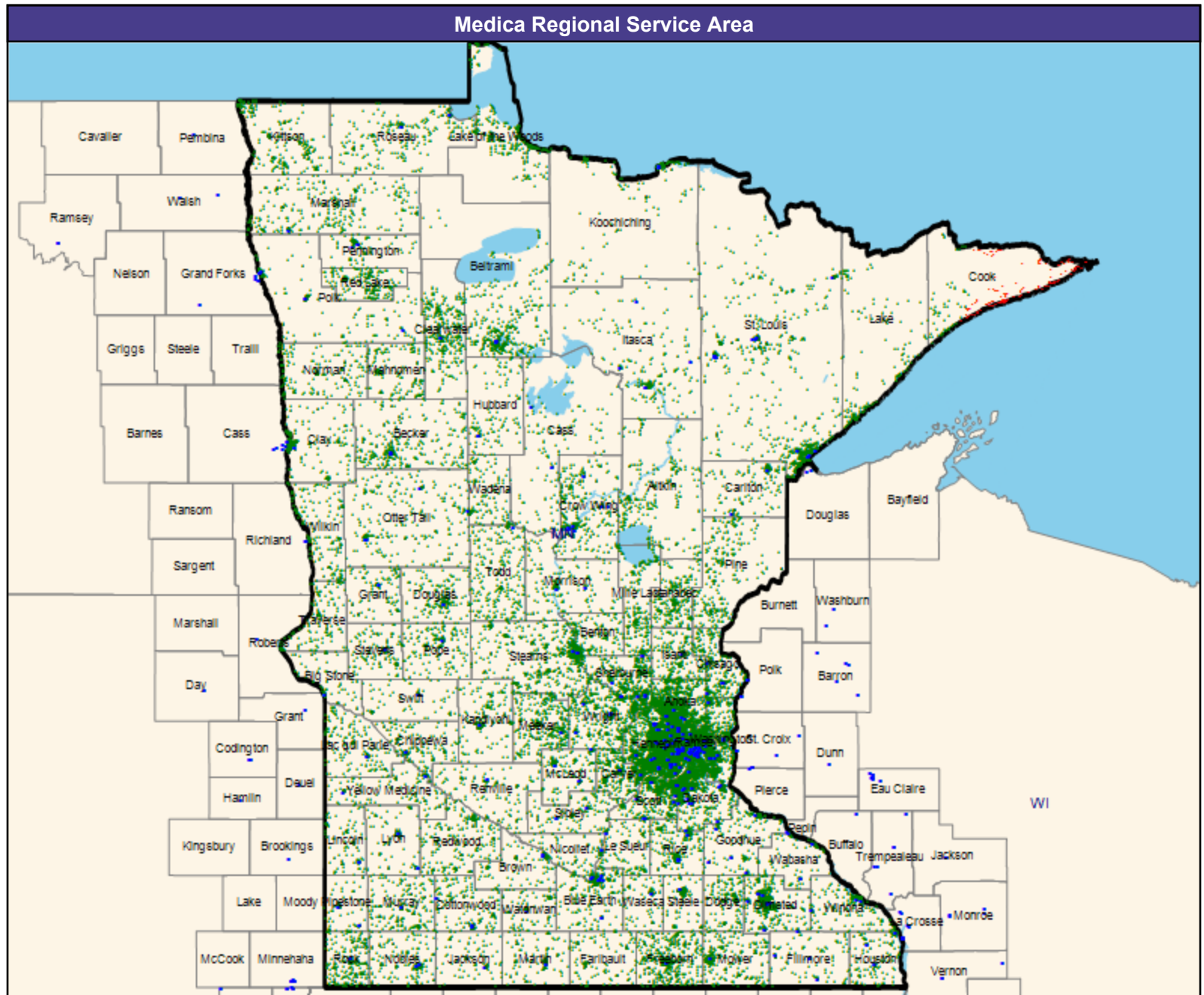
The Access Standard is defined as (National Proxy Census (Medica Applause MNN011)) eligibles accessing:

1 (Medica Applause MNN011 Cardiac Surgery (Medica Regional Service Area)) provider in 60 miles or 60 minutes

Service Areas

□ Medica Applause MNN011

62.17 miles



# Access Detail By County

July 1, 2024

Created by...  
Medica

Access Analysis  
Cardiac Surgery  
Eligible / Provider Groups  
National Proxy Census (Medica  
Applause MNN011)  
Medica Applause MNN011 Cardiac  
Surgery (Medica Regional Service  
Area)

All Eligibles										
State Abbr	County	Eligible	Provider	Counts	With Access		Without Access		Average Distance	Average Time
		#	Standard	#	#	%	#	%	1	1
MN	Aitkin	287	1 in 60 miles or 60 mins	0	287	100.0	0	0.0	22.3	24.2
	Anoka	1,740	1 in 60 miles or 60 mins	286	1,740	100.0	0	0.0	4.3	5.2
	Becker	364	1 in 60 miles or 60 mins	14	364	100.0	0	0.0	10.9	11.9
	Beltrami	450	1 in 60 miles or 60 mins	39	450	100.0	0	0.0	13.0	14.1
	Benton	243	1 in 60 miles or 60 mins	0	243	100.0	0	0.0	8.6	9.9
	Big Stone	101	1 in 60 miles or 60 mins	2	101	100.0	0	0.0	10.8	11.7
	Blue Earth	347	1 in 60 miles or 60 mins	234	347	100.0	0	0.0	4.9	5.4
	Brown	135	1 in 60 miles or 60 mins	14	135	100.0	0	0.0	10.8	11.7
	Carlton	180	1 in 60 miles or 60 mins	10	180	100.0	0	0.0	6.4	7.0
	Carver	795	1 in 60 miles or 60 mins	133	795	100.0	0	0.0	4.9	5.5
	Cass	144	1 in 60 miles or 60 mins	6	144	100.0	0	0.0	13.0	14.2
	Chippewa	266	1 in 60 miles or 60 mins	9	266	100.0	0	0.0	6.8	7.3
	Chisago	271	1 in 60 miles or 60 mins	217	271	100.0	0	0.0	5.6	6.1
	Clay	324	1 in 60 miles or 60 mins	1	324	100.0	0	0.0	8.6	9.4
	Clearwater	387	1 in 60 miles or 60 mins	1	387	100.0	0	0.0	10.6	11.5
	Cook	212	1 in 60 miles or 60 mins	0	61	28.8	151	71.2	71.7	78.2
	Cottonwood	255	1 in 60 miles or 60 mins	7	255	100.0	0	0.0	6.9	7.5
	Crow Wing	348	1 in 60 miles or 60 mins	73	348	100.0	0	0.0	6.7	7.2
	Dakota	1,818	1 in 60 miles or 60 mins	253	1,818	100.0	0	0.0	3.0	3.8
	Dodge	218	1 in 60 miles or 60 mins	0	218	100.0	0	0.0	10.7	11.6
	Douglas	191	1 in 60 miles or 60 mins	4	191	100.0	0	0.0	7.7	8.4
	Faribault	151	1 in 60 miles or 60 mins	0	151	100.0	0	0.0	19.6	21.3
	Fillmore	112	1 in 60 miles or 60 mins	4	112	100.0	0	0.0	6.4	6.9
	Freeborn	668	1 in 60 miles or 60 mins	108	668	100.0	0	0.0	7.5	8.1
	Goodhue	227	1 in 60 miles or 60 mins	338	227	100.0	0	0.0	4.4	4.8
	Grant	127	1 in 60 miles or 60 mins	2	127	100.0	0	0.0	11.2	12.2
	Hennepin	5,098	1 in 60 miles or 60 mins	1,118	5,098	100.0	0	0.0	2.2	3.3
	Houston	192	1 in 60 miles or 60 mins	6	192	100.0	0	0.0	5.2	5.6
	Hubbard	110	1 in 60 miles or 60 mins	10	110	100.0	0	0.0	10.6	11.6
	Isanti	226	1 in 60 miles or 60 mins	11	226	100.0	0	0.0	6.9	7.5
	Itasca	216	1 in 60 miles or 60 mins	59	216	100.0	0	0.0	9.9	10.7
	Jackson	107	1 in 60 miles or 60 mins	3	107	100.0	0	0.0	8.5	9.3
	Kanabec	347	1 in 60 miles or 60 mins	0	347	100.0	0	0.0	24.3	26.4
	Kandiyohi	231	1 in 60 miles or 60 mins	1	231	100.0	0	0.0	8.4	9.1
	Kittson	356	1 in 60 miles or 60 mins	0	356	100.0	0	0.0	33.2	36.3
	Koochiching	219	1 in 60 miles or 60 mins	4	219	100.0	0	0.0	14.7	16.0
	Lac qui Parle	265	1 in 60 miles or 60 mins	1	265	100.0	0	0.0	10.4	11.3
	Lake	213	1 in 60 miles or 60 mins	0	213	100.0	0	0.0	35.1	38.2
	Lake of the Woods	339	1 in 60 miles or 60 mins	0	339	100.0	0	0.0	33.1	36.0
	Le Sueur	145	1 in 60 miles or 60 mins	40	145	100.0	0	0.0	8.3	9.0

# Access Detail By County

July 1, 2024

Created by...  
Medica

Access Analysis  
Cardiac Surgery  
Eligible / Provider Groups  
National Proxy Census (Medica  
Applause MNN011)  
Medica Applause MNN011 Cardiac  
Surgery (Medica Regional Service  
Area)

All Eligibles										
State Abbr	County	Eligible	Provider	Counts	With Access		Without Access		Average Distance	Average Time
		#	Standard	#	#	%	#	%	1	1
MN	Lincoln	118	1 in 60 miles or 60 mins	2	118	100.0	0	0.0	11.9	12.9
	Lyon	136	1 in 60 miles or 60 mins	19	136	100.0	0	0.0	5.8	6.3
	Mahnomen	220	1 in 60 miles or 60 mins	0	220	100.0	0	0.0	23.4	25.5
	Marshall	388	1 in 60 miles or 60 mins	1	388	100.0	0	0.0	17.4	18.9
	Martin	200	1 in 60 miles or 60 mins	114	200	100.0	0	0.0	7.8	8.5
	McLeod	199	1 in 60 miles or 60 mins	34	199	100.0	0	0.0	4.3	4.6
	Meeker	512	1 in 60 miles or 60 mins	15	512	100.0	0	0.0	12.6	13.7
	Mille Lacs	305	1 in 60 miles or 60 mins	0	305	100.0	0	0.0	16.9	18.4
	Morrison	187	1 in 60 miles or 60 mins	4	187	100.0	0	0.0	8.7	9.5
	Mower	458	1 in 60 miles or 60 mins	108	458	100.0	0	0.0	6.6	7.1
	Murray	321	1 in 60 miles or 60 mins	4	321	100.0	0	0.0	8.5	9.2
	Nicollet	161	1 in 60 miles or 60 mins	7	161	100.0	0	0.0	4.5	4.9
	Nobles	268	1 in 60 miles or 60 mins	8	268	100.0	0	0.0	7.8	8.5
	Norman	286	1 in 60 miles or 60 mins	0	286	100.0	0	0.0	31.7	34.5
	Olmsted	706	1 in 60 miles or 60 mins	10	706	100.0	0	0.0	3.0	3.3
	Otter Tail	302	1 in 60 miles or 60 mins	42	302	100.0	0	0.0	11.2	12.2
	Pennington	145	1 in 60 miles or 60 mins	17	145	100.0	0	0.0	5.1	5.6
	Pine	298	1 in 60 miles or 60 mins	0	298	100.0	0	0.0	22.0	24.0
	Pipestone	106	1 in 60 miles or 60 mins	36	106	100.0	0	0.0	4.2	4.5
	Polk	156	1 in 60 miles or 60 mins	16	156	100.0	0	0.0	9.1	9.9
	Pope	232	1 in 60 miles or 60 mins	1	232	100.0	0	0.0	7.9	8.6
	Ramsey	2,586	1 in 60 miles or 60 mins	294	2,586	100.0	0	0.0	1.6	2.4
	Red Lake	346	1 in 60 miles or 60 mins	0	346	100.0	0	0.0	18.7	20.4
	Redwood	335	1 in 60 miles or 60 mins	0	335	100.0	0	0.0	20.5	22.3
	Renville	157	1 in 60 miles or 60 mins	6	157	100.0	0	0.0	11.5	12.5
	Rice	308	1 in 60 miles or 60 mins	144	308	100.0	0	0.0	4.8	5.2
	Rock	440	1 in 60 miles or 60 mins	1	440	100.0	0	0.0	6.3	6.8
	Roseau	347	1 in 60 miles or 60 mins	3	347	100.0	0	0.0	10.4	11.3
	Scott	601	1 in 60 miles or 60 mins	132	601	100.0	0	0.0	4.6	5.1
	Sherburne	498	1 in 60 miles or 60 mins	113	498	100.0	0	0.0	4.8	5.3
	Sibley	167	1 in 60 miles or 60 mins	45	167	100.0	0	0.0	6.7	7.3
	St. Louis	919	1 in 60 miles or 60 mins	209	919	100.0	0	0.0	8.6	9.5
	Stearns	798	1 in 60 miles or 60 mins	39	798	100.0	0	0.0	13.3	15.1
	Steele	191	1 in 60 miles or 60 mins	111	191	100.0	0	0.0	6.5	7.1
	Stevens	199	1 in 60 miles or 60 mins	2	199	100.0	0	0.0	7.1	7.7
	Swift	102	1 in 60 miles or 60 mins	10	102	100.0	0	0.0	11.1	12.1
	Todd	286	1 in 60 miles or 60 mins	3	286	100.0	0	0.0	18.1	19.7
	Traverse	259	1 in 60 miles or 60 mins	0	259	100.0	0	0.0	26.5	28.9
	Wabasha	104	1 in 60 miles or 60 mins	22	104	100.0	0	0.0	5.1	5.5
	Wadena	167	1 in 60 miles or 60 mins	0	167	100.0	0	0.0	9.3	10.1



## Access Detail By County

July 1, 2024

Created by...  
Medica

Access Analysis  
Cardiac Surgery  
  
Eligible / Provider Groups  
National Proxy Census (Medica  
Applause MNN011)  
Medica Applause MNN011 Cardiac  
Surgery (Medica Regional Service  
Area)

All Eligibles										
State Abbr	County	Eligible	Provider	Counts	With Access		Without Access		Average Distance	Average Time
		#	Standard	#	#	%	#	%	1	1
MN	Waseca	106	1 in 60 miles or 60 mins	111	106	100.0	0	0.0	6.7	7.3
	Washington	1,030	1 in 60 miles or 60 mins	85	1,030	100.0	0	0.0	4.1	4.9
	Watonwan	131	1 in 60 miles or 60 mins	111	131	100.0	0	0.0	8.7	9.5
	Wilkin	282	1 in 60 miles or 60 mins	0	282	100.0	0	0.0	11.7	12.7
	Winona	247	1 in 60 miles or 60 mins	19	247	100.0	0	0.0	4.5	4.9
	Wright	743	1 in 60 miles or 60 mins	112	743	100.0	0	0.0	5.6	6.1
	Yellow Medicine	199	1 in 60 miles or 60 mins	6	199	100.0	0	0.0	8.0	8.7
	<b>Grand Totals</b>	<b>35,677</b>	<b>1 in 60 miles or 60 mins</b>	<b>5,024</b>	<b>35,526</b>	<b>99.6</b>	<b>151</b>	<b>0.4</b>	<b>8.5</b>	<b>9.5</b>

# Cardiovascular Disease/Medica Applause/MNN011

July 1, 2024

Created by...  
Medica

Medica Applause MNN011  
Cardiovascular Disease

907 providers at 413 locations

■ All providers

Cardiovascular Disease

Employee Group

National Proxy Census (Medica  
Applause MNN011)

Provider Group

Medica Applause MNN011  
Cardiovascular Disease (Medica  
Regional Service Area)

35,677 eligible locations

◆ With access (35,526)

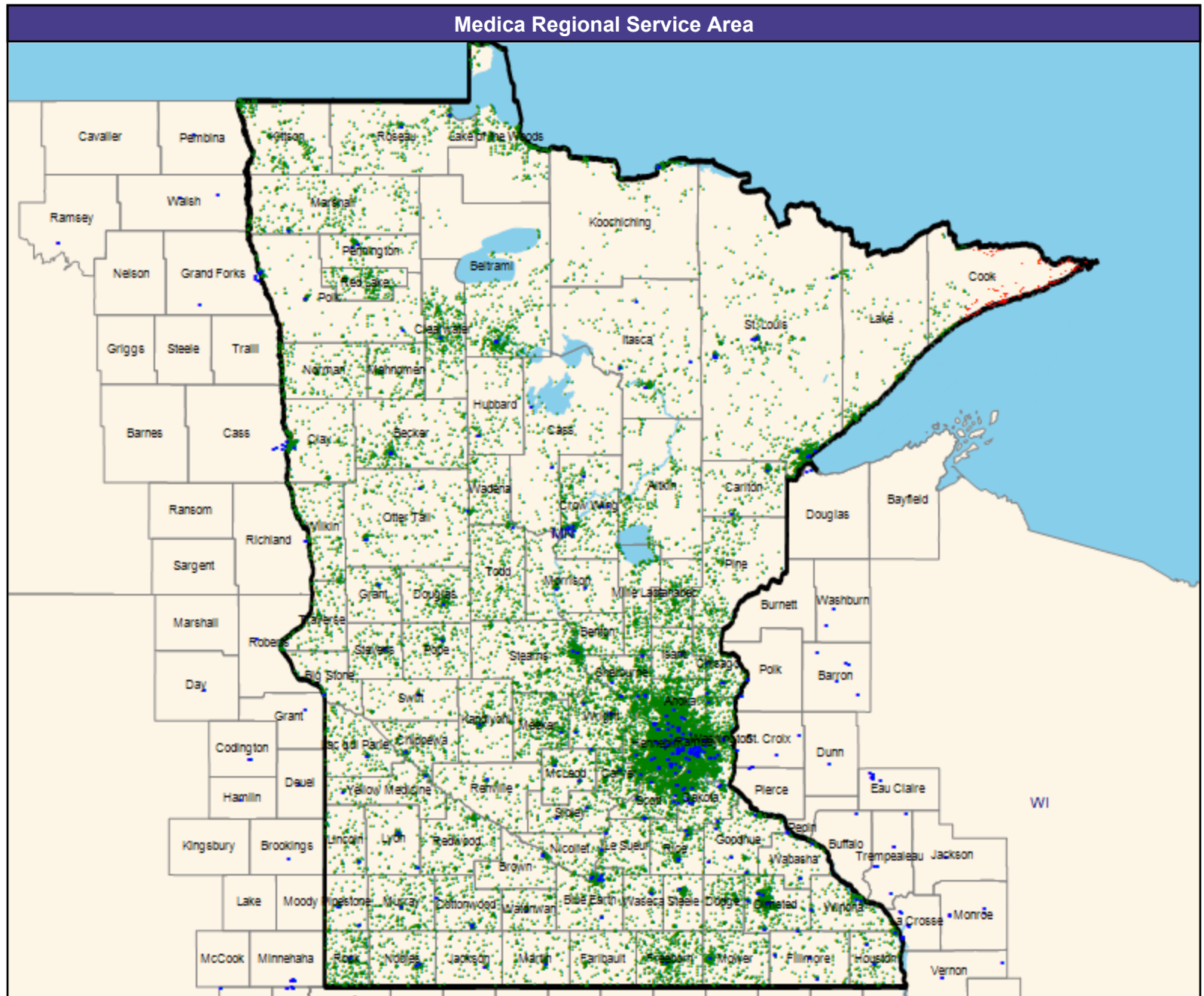
● Without access (151)

The Access Standard is defined as  
(National Proxy Census (Medica  
Applause MNN011)) eligibles accessing:

1 (Medica Applause MNN011  
Cardiovascular Disease (Medica  
Regional Service Area)) provider in 60  
miles or 60 minutes

Service Areas

□ Medica Applause MNN011



# Access Detail By County

July 1, 2024

Created by...  
Medica

Access Analysis  
Cardiovascular Disease  
Eligible / Provider Groups  
National Proxy Census (Medica  
Applause MNN011)  
Medica Applause MNN011  
Cardiovascular Disease (Medica  
Regional Service Area)

All Eligibles										
State Abbr	County	Eligible	Provider	Counts	With Access		Without Access		Average Distance	Average Time
		#	Standard	#	#	%	#	%	1	1
MN	Aitkin	287	1 in 60 miles or 60 mins	0	287	100.0	0	0.0	22.3	24.2
	Anoka	1,740	1 in 60 miles or 60 mins	572	1,740	100.0	0	0.0	4.3	5.2
	Becker	364	1 in 60 miles or 60 mins	28	364	100.0	0	0.0	10.9	11.9
	Beltrami	450	1 in 60 miles or 60 mins	78	450	100.0	0	0.0	13.0	14.1
	Benton	243	1 in 60 miles or 60 mins	0	243	100.0	0	0.0	8.6	9.9
	Big Stone	101	1 in 60 miles or 60 mins	4	101	100.0	0	0.0	10.8	11.7
	Blue Earth	347	1 in 60 miles or 60 mins	468	347	100.0	0	0.0	4.9	5.4
	Brown	135	1 in 60 miles or 60 mins	28	135	100.0	0	0.0	10.8	11.7
	Carlton	180	1 in 60 miles or 60 mins	20	180	100.0	0	0.0	6.4	7.0
	Carver	795	1 in 60 miles or 60 mins	266	795	100.0	0	0.0	4.9	5.5
	Cass	144	1 in 60 miles or 60 mins	12	144	100.0	0	0.0	13.0	14.2
	Chippewa	266	1 in 60 miles or 60 mins	18	266	100.0	0	0.0	6.8	7.3
	Chisago	271	1 in 60 miles or 60 mins	434	271	100.0	0	0.0	5.6	6.1
	Clay	324	1 in 60 miles or 60 mins	2	324	100.0	0	0.0	8.6	9.4
	Clearwater	387	1 in 60 miles or 60 mins	2	387	100.0	0	0.0	10.6	11.5
	Cook	212	1 in 60 miles or 60 mins	0	61	28.8	151	71.2	71.7	78.2
	Cottonwood	255	1 in 60 miles or 60 mins	14	255	100.0	0	0.0	6.9	7.5
	Crow Wing	348	1 in 60 miles or 60 mins	146	348	100.0	0	0.0	6.7	7.2
	Dakota	1,818	1 in 60 miles or 60 mins	506	1,818	100.0	0	0.0	3.0	3.8
	Dodge	218	1 in 60 miles or 60 mins	0	218	100.0	0	0.0	10.7	11.6
	Douglas	191	1 in 60 miles or 60 mins	8	191	100.0	0	0.0	7.7	8.4
	Faribault	151	1 in 60 miles or 60 mins	0	151	100.0	0	0.0	19.6	21.3
	Fillmore	112	1 in 60 miles or 60 mins	8	112	100.0	0	0.0	6.4	6.9
	Freeborn	668	1 in 60 miles or 60 mins	216	668	100.0	0	0.0	7.5	8.1
	Goodhue	227	1 in 60 miles or 60 mins	676	227	100.0	0	0.0	4.4	4.8
	Grant	127	1 in 60 miles or 60 mins	4	127	100.0	0	0.0	11.2	12.2
	Hennepin	5,098	1 in 60 miles or 60 mins	2,236	5,098	100.0	0	0.0	2.2	3.3
	Houston	192	1 in 60 miles or 60 mins	12	192	100.0	0	0.0	5.2	5.6
	Hubbard	110	1 in 60 miles or 60 mins	20	110	100.0	0	0.0	10.6	11.6
	Isanti	226	1 in 60 miles or 60 mins	22	226	100.0	0	0.0	6.9	7.5
	Itasca	216	1 in 60 miles or 60 mins	118	216	100.0	0	0.0	9.9	10.7
	Jackson	107	1 in 60 miles or 60 mins	6	107	100.0	0	0.0	8.5	9.3
	Kanabec	347	1 in 60 miles or 60 mins	0	347	100.0	0	0.0	24.3	26.4
	Kandiyohi	231	1 in 60 miles or 60 mins	2	231	100.0	0	0.0	8.4	9.1
	Kittson	356	1 in 60 miles or 60 mins	0	356	100.0	0	0.0	33.2	36.3
	Koochiching	219	1 in 60 miles or 60 mins	8	219	100.0	0	0.0	14.7	16.0
	Lac qui Parle	265	1 in 60 miles or 60 mins	2	265	100.0	0	0.0	10.4	11.3
	Lake	213	1 in 60 miles or 60 mins	0	213	100.0	0	0.0	35.1	38.2
	Lake of the Woods	339	1 in 60 miles or 60 mins	0	339	100.0	0	0.0	33.1	36.0
	Le Sueur	145	1 in 60 miles or 60 mins	80	145	100.0	0	0.0	8.3	9.0

# Access Detail By County

July 1, 2024

Created by...  
Medica

Access Analysis  
Cardiovascular Disease  
Eligible / Provider Groups  
National Proxy Census (Medica  
Applause MNN011)  
Medica Applause MNN011  
Cardiovascular Disease (Medica  
Regional Service Area)

All Eligibles										
State Abbr	County	Eligible	Provider	Counts	With Access		Without Access		Average Distance	Average Time
		#	Standard	#	#	%	#	%	1	1
MN	Lincoln	118	1 in 60 miles or 60 mins	4	118	100.0	0	0.0	11.9	12.9
	Lyon	136	1 in 60 miles or 60 mins	38	136	100.0	0	0.0	5.8	6.3
	Mahnomen	220	1 in 60 miles or 60 mins	0	220	100.0	0	0.0	23.4	25.5
	Marshall	388	1 in 60 miles or 60 mins	2	388	100.0	0	0.0	17.4	18.9
	Martin	200	1 in 60 miles or 60 mins	228	200	100.0	0	0.0	7.8	8.5
	McLeod	199	1 in 60 miles or 60 mins	68	199	100.0	0	0.0	4.3	4.6
	Meeker	512	1 in 60 miles or 60 mins	30	512	100.0	0	0.0	12.6	13.7
	Mille Lacs	305	1 in 60 miles or 60 mins	0	305	100.0	0	0.0	16.9	18.4
	Morrison	187	1 in 60 miles or 60 mins	8	187	100.0	0	0.0	8.7	9.5
	Mower	458	1 in 60 miles or 60 mins	216	458	100.0	0	0.0	6.6	7.1
	Murray	321	1 in 60 miles or 60 mins	8	321	100.0	0	0.0	8.5	9.2
	Nicollet	161	1 in 60 miles or 60 mins	14	161	100.0	0	0.0	4.5	4.9
	Nobles	268	1 in 60 miles or 60 mins	16	268	100.0	0	0.0	7.8	8.5
	Norman	286	1 in 60 miles or 60 mins	0	286	100.0	0	0.0	31.7	34.5
	Olmsted	706	1 in 60 miles or 60 mins	20	706	100.0	0	0.0	3.0	3.3
	Otter Tail	302	1 in 60 miles or 60 mins	84	302	100.0	0	0.0	11.2	12.2
	Pennington	145	1 in 60 miles or 60 mins	34	145	100.0	0	0.0	5.1	5.6
	Pine	298	1 in 60 miles or 60 mins	0	298	100.0	0	0.0	22.0	24.0
	Pipestone	106	1 in 60 miles or 60 mins	72	106	100.0	0	0.0	4.2	4.5
	Polk	156	1 in 60 miles or 60 mins	32	156	100.0	0	0.0	9.1	9.9
	Pope	232	1 in 60 miles or 60 mins	2	232	100.0	0	0.0	7.9	8.6
	Ramsey	2,586	1 in 60 miles or 60 mins	588	2,586	100.0	0	0.0	1.6	2.4
	Red Lake	346	1 in 60 miles or 60 mins	0	346	100.0	0	0.0	18.7	20.4
	Redwood	335	1 in 60 miles or 60 mins	0	335	100.0	0	0.0	20.5	22.3
	Renville	157	1 in 60 miles or 60 mins	12	157	100.0	0	0.0	11.5	12.5
	Rice	308	1 in 60 miles or 60 mins	288	308	100.0	0	0.0	4.8	5.2
	Rock	440	1 in 60 miles or 60 mins	2	440	100.0	0	0.0	6.3	6.8
	Roseau	347	1 in 60 miles or 60 mins	6	347	100.0	0	0.0	10.4	11.3
	Scott	601	1 in 60 miles or 60 mins	264	601	100.0	0	0.0	4.6	5.1
	Sherburne	498	1 in 60 miles or 60 mins	226	498	100.0	0	0.0	4.8	5.3
	Sibley	167	1 in 60 miles or 60 mins	90	167	100.0	0	0.0	6.7	7.3
	St. Louis	919	1 in 60 miles or 60 mins	418	919	100.0	0	0.0	8.6	9.5
	Stearns	798	1 in 60 miles or 60 mins	78	798	100.0	0	0.0	13.3	15.1
	Steele	191	1 in 60 miles or 60 mins	222	191	100.0	0	0.0	6.5	7.1
	Stevens	199	1 in 60 miles or 60 mins	4	199	100.0	0	0.0	7.1	7.7
	Swift	102	1 in 60 miles or 60 mins	20	102	100.0	0	0.0	11.1	12.1
	Todd	286	1 in 60 miles or 60 mins	6	286	100.0	0	0.0	18.1	19.7
	Traverse	259	1 in 60 miles or 60 mins	0	259	100.0	0	0.0	26.5	28.9
	Wabasha	104	1 in 60 miles or 60 mins	44	104	100.0	0	0.0	5.1	5.5
	Wadena	167	1 in 60 miles or 60 mins	0	167	100.0	0	0.0	9.3	10.1

Access Detail By County

July 1, 2024

Created by...  
Medica

Access Analysis  
Cardiovascular Disease  
Eligible / Provider Groups  
National Proxy Census (Medica  
Applause MNN011)  
Medica Applause MNN011  
Cardiovascular Disease (Medica  
Regional Service Area)

All Eligibles										
State Abbr	County	Eligible	Provider	Counts	With Access		Without Access		Average Distance	Average Time
		#	Standard	#	#	%	#	%	1	1
MN	Waseca	106	1 in 60 miles or 60 mins	222	106	100.0	0	0.0	6.7	7.3
	Washington	1,030	1 in 60 miles or 60 mins	170	1,030	100.0	0	0.0	4.1	4.9
	Watonwan	131	1 in 60 miles or 60 mins	222	131	100.0	0	0.0	8.7	9.5
	Wilkin	282	1 in 60 miles or 60 mins	0	282	100.0	0	0.0	11.7	12.7
	Winona	247	1 in 60 miles or 60 mins	38	247	100.0	0	0.0	4.5	4.9
	Wright	743	1 in 60 miles or 60 mins	224	743	100.0	0	0.0	5.6	6.1
	Yellow Medicine	199	1 in 60 miles or 60 mins	12	199	100.0	0	0.0	8.0	8.7
	Grand Totals		35,677	1 in 60 miles or 60 mins	10,048	35,526	99.6	151	0.4	8.5

# Chiropractic Services/Medica Applause/MNN011

July 1, 2024

Created by...  
Medica

Medica Applause MNN011 Chiropractic

1,876 providers at 1,377 locations

■ All providers

Chiropractic

Employee Group

National Proxy Census (Medica Applause MNN011)

Provider Group

Medica Applause MNN011  
Chiropractic (Medica Regional Service Area)

35,677 eligible locations

◆ With access (35,675)

● Without access (2)

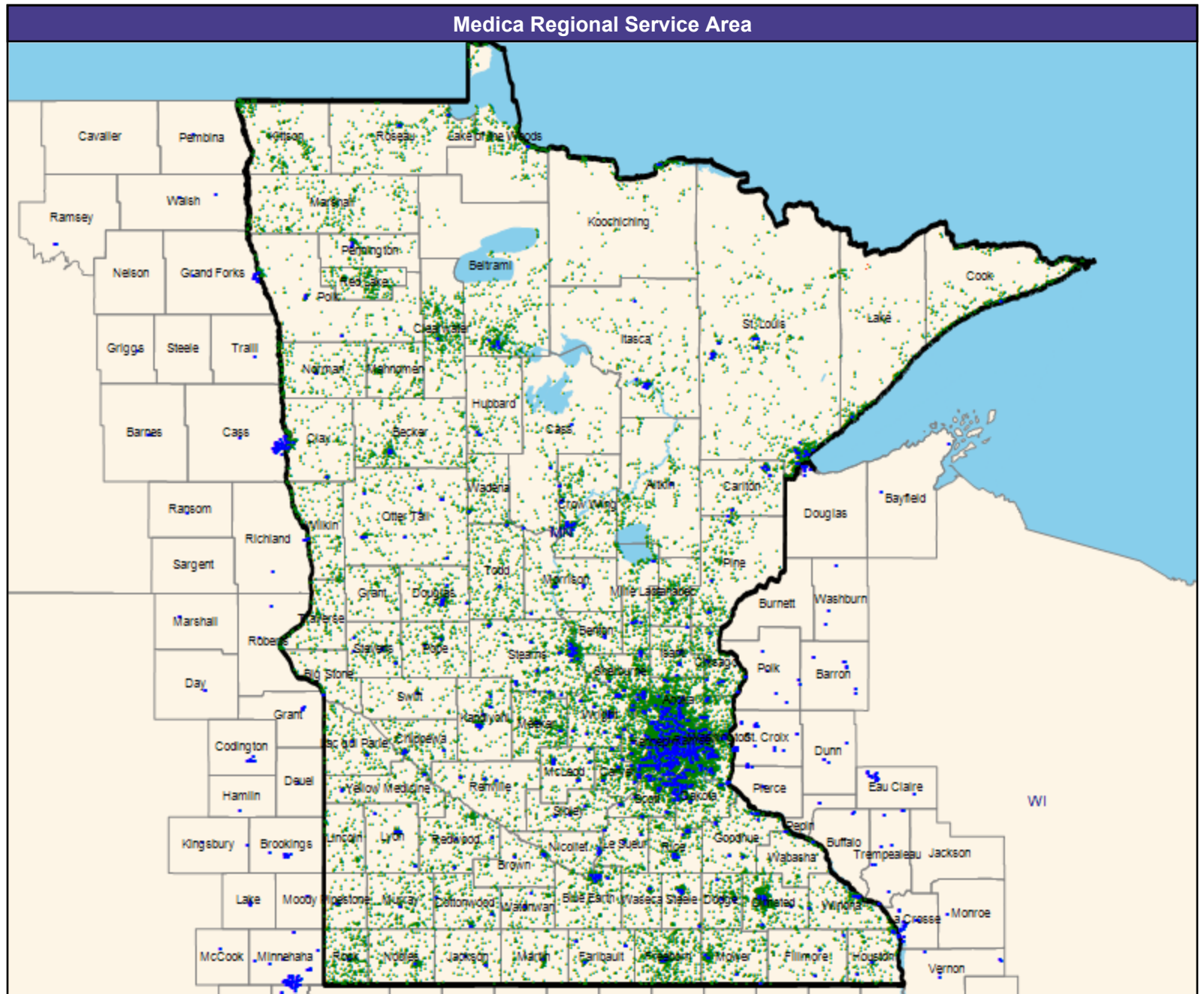
The Access Standard is defined as  
(National Proxy Census (Medica Applause MNN011)) eligibles accessing:

1 (Medica Applause MNN011  
Chiropractic (Medica Regional Service Area)) provider in 60 miles or 60 minutes

Service Areas

□ Medica Applause MNN011

62.17 miles



# Access Detail By County

July 1, 2024

Created by...  
Medica

Access Analysis  
Chiropractic  
Eligible / Provider Groups  
National Proxy Census (Medica Applause MNN011)  
Medica Applause MNN011  
Chiropractic (Medica Regional Service Area)

All Eligibles										
State Abbr	County	Eligible	Provider	Counts	With Access		Without Access		Average Distance	Average Time
		#	Standard	#	#	%	#	%	1	1
MN	Aitkin	287	1 in 60 miles or 60 mins	1	287	100.0	0	0.0	17.1	18.6
	Anoka	1,740	1 in 60 miles or 60 mins	107	1,740	100.0	0	0.0	1.6	2.0
	Becker	364	1 in 60 miles or 60 mins	12	364	100.0	0	0.0	10.4	11.3
	Beltrami	450	1 in 60 miles or 60 mins	9	450	100.0	0	0.0	11.2	12.2
	Benton	243	1 in 60 miles or 60 mins	11	243	100.0	0	0.0	4.5	4.9
	Big Stone	101	1 in 60 miles or 60 mins	4	101	100.0	0	0.0	9.4	10.2
	Blue Earth	347	1 in 60 miles or 60 mins	23	347	100.0	0	0.0	5.3	5.8
	Brown	135	1 in 60 miles or 60 mins	8	135	100.0	0	0.0	5.2	5.6
	Carlton	180	1 in 60 miles or 60 mins	19	180	100.0	0	0.0	5.0	5.4
	Carver	795	1 in 60 miles or 60 mins	34	795	100.0	0	0.0	2.0	2.2
	Cass	144	1 in 60 miles or 60 mins	4	144	100.0	0	0.0	11.9	12.9
	Chippewa	266	1 in 60 miles or 60 mins	13	266	100.0	0	0.0	4.6	5.0
	Chisago	271	1 in 60 miles or 60 mins	11	271	100.0	0	0.0	3.6	3.9
	Clay	324	1 in 60 miles or 60 mins	10	324	100.0	0	0.0	5.1	5.7
	Clearwater	387	1 in 60 miles or 60 mins	1	387	100.0	0	0.0	10.9	11.8
	Cook	212	1 in 60 miles or 60 mins	2	212	100.0	0	0.0	20.5	22.3
	Cottonwood	255	1 in 60 miles or 60 mins	5	255	100.0	0	0.0	4.2	4.6
	Crow Wing	348	1 in 60 miles or 60 mins	37	348	100.0	0	0.0	8.6	9.3
	Dakota	1,818	1 in 60 miles or 60 mins	181	1,818	100.0	0	0.0	1.5	1.7
	Dodge	218	1 in 60 miles or 60 mins	8	218	100.0	0	0.0	4.2	4.5
	Douglas	191	1 in 60 miles or 60 mins	21	191	100.0	0	0.0	5.3	5.7
	Faribault	151	1 in 60 miles or 60 mins	6	151	100.0	0	0.0	6.2	6.7
	Fillmore	112	1 in 60 miles or 60 mins	4	112	100.0	0	0.0	9.1	9.9
	Freeborn	668	1 in 60 miles or 60 mins	8	668	100.0	0	0.0	6.2	6.7
	Goodhue	227	1 in 60 miles or 60 mins	16	227	100.0	0	0.0	4.1	4.5
	Grant	127	1 in 60 miles or 60 mins	0	127	100.0	0	0.0	19.0	20.6
	Hennepin	5,098	1 in 60 miles or 60 mins	530	5,098	100.0	0	0.0	1.0	1.5
	Houston	192	1 in 60 miles or 60 mins	8	192	100.0	0	0.0	4.8	5.2
	Hubbard	110	1 in 60 miles or 60 mins	3	110	100.0	0	0.0	10.5	11.4
	Isanti	226	1 in 60 miles or 60 mins	33	226	100.0	0	0.0	4.1	4.4
	Itasca	216	1 in 60 miles or 60 mins	19	216	100.0	0	0.0	10.9	11.8
	Jackson	107	1 in 60 miles or 60 mins	4	107	100.0	0	0.0	6.2	6.7
	Kanabec	347	1 in 60 miles or 60 mins	2	347	100.0	0	0.0	5.3	5.7
	Kandiyohi	231	1 in 60 miles or 60 mins	24	231	100.0	0	0.0	4.4	4.7
	Kittson	356	1 in 60 miles or 60 mins	0	356	100.0	0	0.0	35.8	39.1
	Koochiching	219	1 in 60 miles or 60 mins	6	219	100.0	0	0.0	13.7	14.9
	Lac qui Parle	265	1 in 60 miles or 60 mins	3	265	100.0	0	0.0	5.6	6.1
	Lake	213	1 in 60 miles or 60 mins	1	211	99.1	2	0.9	21.4	23.3
	Lake of the Woods	339	1 in 60 miles or 60 mins	3	339	100.0	0	0.0	13.6	14.8
	Le Sueur	145	1 in 60 miles or 60 mins	11	145	100.0	0	0.0	5.0	5.4

# Access Detail By County

July 1, 2024

Created by...  
Medica

Access Analysis  
Chiropractic

Eligible / Provider Groups  
National Proxy Census (Medica Applause MNN011)  
Medica Applause MNN011  
Chiropractic (Medica Regional Service Area)

All Eligibles										
State Abbr	County	Eligible	Provider	Counts	With Access		Without Access		Average Distance	Average Time
		#	Standard	#	#	%	#	%	1	1
MN	Lincoln	118	1 in 60 miles or 60 mins	0	118	100.0	0	0.0	19.5	21.2
	Lyon	136	1 in 60 miles or 60 mins	27	136	100.0	0	0.0	4.7	5.1
	Mahnomen	220	1 in 60 miles or 60 mins	0	220	100.0	0	0.0	22.8	24.8
	Marshall	388	1 in 60 miles or 60 mins	0	388	100.0	0	0.0	25.0	27.3
	Martin	200	1 in 60 miles or 60 mins	2	200	100.0	0	0.0	7.4	8.1
	McLeod	199	1 in 60 miles or 60 mins	21	199	100.0	0	0.0	3.5	3.7
	Meeker	512	1 in 60 miles or 60 mins	11	512	100.0	0	0.0	4.6	4.9
	Mille Lacs	305	1 in 60 miles or 60 mins	14	305	100.0	0	0.0	5.5	6.0
	Morrison	187	1 in 60 miles or 60 mins	20	187	100.0	0	0.0	6.9	7.5
	Mower	458	1 in 60 miles or 60 mins	9	458	100.0	0	0.0	4.5	4.8
	Murray	321	1 in 60 miles or 60 mins	3	321	100.0	0	0.0	8.8	9.6
	Nicollet	161	1 in 60 miles or 60 mins	13	161	100.0	0	0.0	3.9	4.2
	Nobles	268	1 in 60 miles or 60 mins	1	268	100.0	0	0.0	8.4	9.1
	Norman	286	1 in 60 miles or 60 mins	1	286	100.0	0	0.0	11.0	12.0
	Olmsted	706	1 in 60 miles or 60 mins	13	706	100.0	0	0.0	3.2	3.6
	Otter Tail	302	1 in 60 miles or 60 mins	19	302	100.0	0	0.0	5.9	6.4
	Pennington	145	1 in 60 miles or 60 mins	5	145	100.0	0	0.0	5.0	5.4
	Pine	298	1 in 60 miles or 60 mins	10	298	100.0	0	0.0	8.0	8.7
	Pipestone	106	1 in 60 miles or 60 mins	2	106	100.0	0	0.0	7.3	8.0
	Polk	156	1 in 60 miles or 60 mins	8	156	100.0	0	0.0	7.3	7.9
	Pope	232	1 in 60 miles or 60 mins	6	232	100.0	0	0.0	6.1	6.6
	Ramsey	2,586	1 in 60 miles or 60 mins	213	2,586	100.0	0	0.0	0.8	1.3
	Red Lake	346	1 in 60 miles or 60 mins	0	346	100.0	0	0.0	18.8	20.5
	Redwood	335	1 in 60 miles or 60 mins	4	335	100.0	0	0.0	10.2	11.1
	Renville	157	1 in 60 miles or 60 mins	7	157	100.0	0	0.0	7.5	8.1
	Rice	308	1 in 60 miles or 60 mins	21	308	100.0	0	0.0	3.6	4.0
	Rock	440	1 in 60 miles or 60 mins	2	440	100.0	0	0.0	6.2	6.8
	Roseau	347	1 in 60 miles or 60 mins	5	347	100.0	0	0.0	10.3	11.2
	Scott	601	1 in 60 miles or 60 mins	61	601	100.0	0	0.0	1.8	1.9
	Sherburne	498	1 in 60 miles or 60 mins	30	498	100.0	0	0.0	3.1	3.3
	Sibley	167	1 in 60 miles or 60 mins	3	167	100.0	0	0.0	4.9	5.3
	St. Louis	919	1 in 60 miles or 60 mins	47	919	100.0	0	0.0	9.4	10.3
	Stearns	798	1 in 60 miles or 60 mins	73	798	100.0	0	0.0	3.3	3.6
	Steele	191	1 in 60 miles or 60 mins	7	191	100.0	0	0.0	3.2	3.4
	Stevens	199	1 in 60 miles or 60 mins	6	199	100.0	0	0.0	3.7	4.0
	Swift	102	1 in 60 miles or 60 mins	2	102	100.0	0	0.0	10.8	11.7
	Todd	286	1 in 60 miles or 60 mins	3	286	100.0	0	0.0	7.9	8.5
	Traverse	259	1 in 60 miles or 60 mins	0	259	100.0	0	0.0	20.1	21.9
	Wabasha	104	1 in 60 miles or 60 mins	7	104	100.0	0	0.0	7.7	8.4
	Wadena	167	1 in 60 miles or 60 mins	2	167	100.0	0	0.0	8.7	9.4



## Access Detail By County

July 1, 2024

Created by...  
Medica

Access Analysis  
Chiropractic  
Eligible / Provider Groups  
National Proxy Census (Medica Applause MNN011)  
Medica Applause MNN011  
Chiropractic (Medica Regional Service Area)

All Eligibles										
State Abbr	County	Eligible	Provider	Counts	With Access		Without Access		Average Distance	Average Time
		#	Standard	#	#	%	#	%	1	1
MN	Waseca	106	1 in 60 miles or 60 mins	7	106	100.0	0	0.0	6.6	7.1
	Washington	1,030	1 in 60 miles or 60 mins	97	1,030	100.0	0	0.0	1.9	2.2
	Watonswan	131	1 in 60 miles or 60 mins	3	131	100.0	0	0.0	6.6	7.1
	Wilkin	282	1 in 60 miles or 60 mins	2	282	100.0	0	0.0	10.1	11.0
	Winona	247	1 in 60 miles or 60 mins	12	247	100.0	0	0.0	4.2	4.5
	Wright	743	1 in 60 miles or 60 mins	62	743	100.0	0	0.0	2.2	2.4
	Yellow Medicine	199	1 in 60 miles or 60 mins	6	199	100.0	0	0.0	7.7	8.4
Grand Totals		35,677	1 in 60 miles or 60 mins	2,069	35,675	99.9	2	0.1	5.6	6.3

# Colon and Rectal Surgery/Medica Applause/MNN011

July 1, 2024

Created by...  
Medica

Medica Applause MNN011 Colon and Rectal Surgery

51 providers at 36 locations

■ All providers

Colon and Rectal Surgery

Employee Group

National Proxy Census (Medica Applause MNN011)

Provider Group

Medica Applause MNN011 Colon and Rectal Surgery (Medica Regional Service Area)

35,677 eligible locations

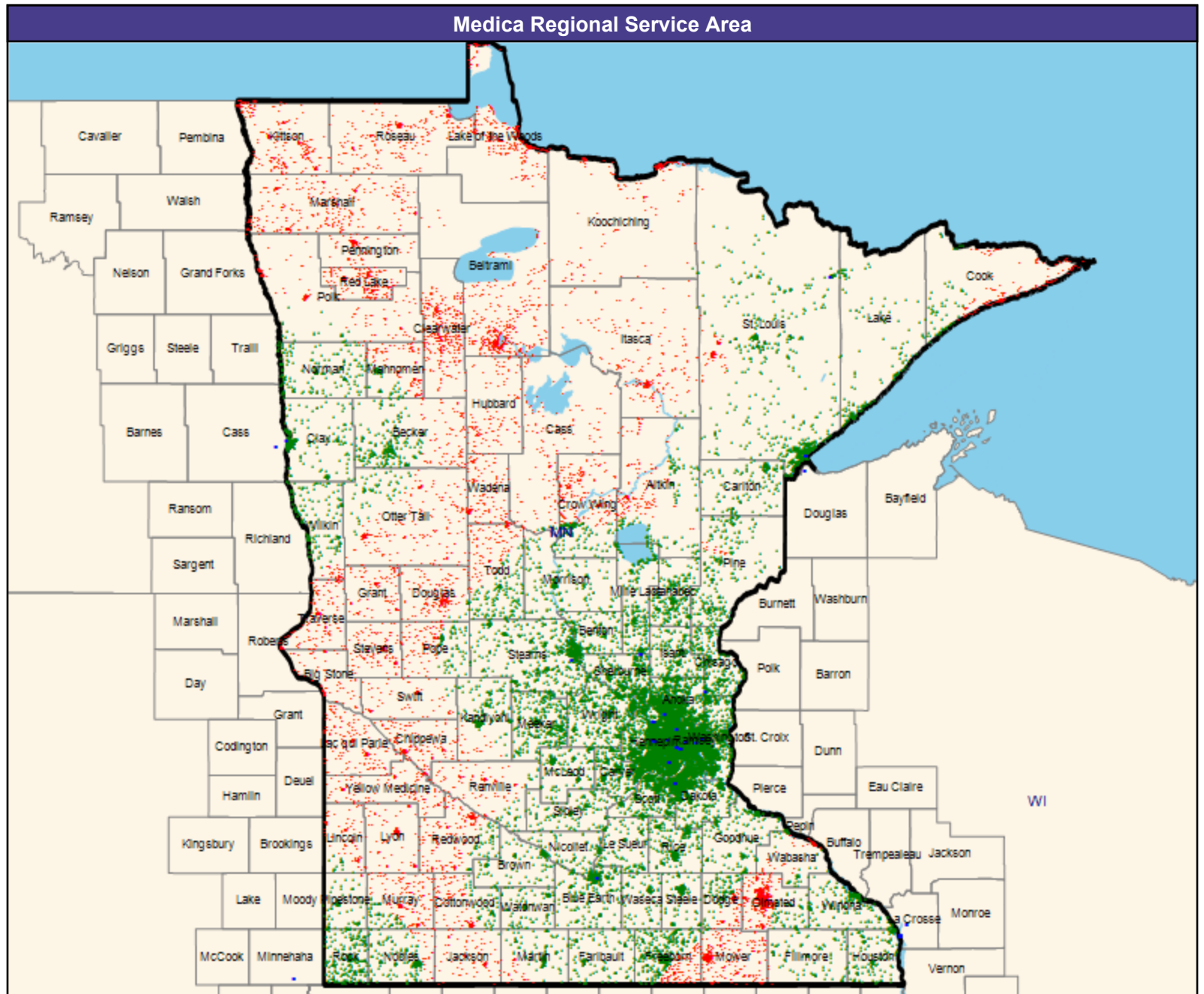
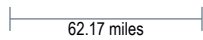
◆ With access (26,232)

● Without access (9,445)

The Access Standard is defined as (National Proxy Census (Medica Applause MNN011)) eligibles accessing:  
1 (Medica Applause MNN011 Colon and Rectal Surgery (Medica Regional Service Area)) provider in 60 miles or 60 minutes

Service Areas

□ Medica Applause MNN011



# Access Detail By County

July 1, 2024

Created by...  
Medica

Access Analysis  
Colon and Rectal Surgery  
Eligible / Provider Groups  
National Proxy Census (Medica  
Applause MNN011)  
Medica Applause MNN011 Colon  
and Rectal Surgery (Medica  
Regional Service Area)

All Eligibles										
State Abbr	County	Eligible	Provider	Counts	With Access		Without Access		Average Distance	Average Time
		#	Standard	#	#	%	#	%	1	1
MN	Aitkin	287	1 in 60 miles or 60 mins	0	121	42.2	166	57.8	62.6	68.5
	Anoka	1,740	1 in 60 miles or 60 mins	10	1,740	100.0	0	0.0	6.8	8.8
	Becker	364	1 in 60 miles or 60 mins	0	280	76.9	84	23.1	51.9	56.6
	Beltrami	450	1 in 60 miles or 60 mins	0	0	0.0	450	100.0	106.6	116.3
	Benton	243	1 in 60 miles or 60 mins	0	243	100.0	0	0.0	13.5	14.7
	Big Stone	101	1 in 60 miles or 60 mins	0	0	0.0	101	100.0	101.9	112.7
	Blue Earth	347	1 in 60 miles or 60 mins	1	347	100.0	0	0.0	7.9	8.6
	Brown	135	1 in 60 miles or 60 mins	0	135	100.0	0	0.0	36.6	39.9
	Carlton	180	1 in 60 miles or 60 mins	0	180	100.0	0	0.0	25.2	27.5
	Carver	795	1 in 60 miles or 60 mins	0	795	100.0	0	0.0	20.3	26.0
	Cass	144	1 in 60 miles or 60 mins	0	9	6.2	135	93.8	90.2	98.6
	Chippewa	266	1 in 60 miles or 60 mins	0	0	0.0	266	100.0	84.9	92.6
	Chisago	271	1 in 60 miles or 60 mins	2	271	100.0	0	0.0	14.9	16.2
	Clay	324	1 in 60 miles or 60 mins	0	324	100.0	0	0.0	10.7	11.7
	Clearwater	387	1 in 60 miles or 60 mins	0	0	0.0	387	100.0	88.3	96.3
	Cook	212	1 in 60 miles or 60 mins	0	61	28.8	151	71.2	71.7	78.2
	Cottonwood	255	1 in 60 miles or 60 mins	0	79	31.0	176	69.0	62.7	68.4
	Crow Wing	348	1 in 60 miles or 60 mins	0	124	35.6	224	64.4	66.5	72.5
	Dakota	1,818	1 in 60 miles or 60 mins	9	1,818	100.0	0	0.0	9.2	12.1
	Dodge	218	1 in 60 miles or 60 mins	0	112	51.4	106	48.6	59.2	66.4
	Douglas	191	1 in 60 miles or 60 mins	0	10	5.2	181	94.8	68.8	75.0
	Faribault	151	1 in 60 miles or 60 mins	0	151	100.0	0	0.0	37.5	40.9
	Fillmore	112	1 in 60 miles or 60 mins	0	109	97.3	3	2.7	45.8	50.0
	Freeborn	668	1 in 60 miles or 60 mins	0	548	82.0	120	18.0	56.0	61.2
	Goodhue	227	1 in 60 miles or 60 mins	0	226	99.6	1	0.4	43.3	52.0
	Grant	127	1 in 60 miles or 60 mins	0	0	0.0	127	100.0	80.8	88.1
	Hennepin	5,098	1 in 60 miles or 60 mins	45	5,098	100.0	0	0.0	4.5	7.0
	Houston	192	1 in 60 miles or 60 mins	0	192	100.0	0	0.0	17.6	19.2
	Hubbard	110	1 in 60 miles or 60 mins	0	0	0.0	110	100.0	91.9	100.2
	Isanti	226	1 in 60 miles or 60 mins	0	226	100.0	0	0.0	17.5	19.1
	Itasca	216	1 in 60 miles or 60 mins	0	4	1.9	212	98.1	81.2	91.4
	Jackson	107	1 in 60 miles or 60 mins	0	2	1.9	105	98.1	71.1	78.7
	Kanabec	347	1 in 60 miles or 60 mins	0	347	100.0	0	0.0	33.2	36.2
	Kandiyohi	231	1 in 60 miles or 60 mins	0	208	90.0	23	10.0	54.1	59.0
	Kittson	356	1 in 60 miles or 60 mins	0	0	0.0	356	100.0	132.6	145.1
	Koochiching	219	1 in 60 miles or 60 mins	0	1	0.5	218	99.5	95.2	103.8
	Lac qui Parle	265	1 in 60 miles or 60 mins	0	0	0.0	265	100.0	103.0	113.9
	Lake	213	1 in 60 miles or 60 mins	0	213	100.0	0	0.0	37.8	44.5
	Lake of the Woods	339	1 in 60 miles or 60 mins	0	0	0.0	339	100.0	150.7	164.4
	Le Sueur	145	1 in 60 miles or 60 mins	0	145	100.0	0	0.0	24.2	27.2

# Access Detail By County

July 1, 2024

Created by...  
Medica

Access Analysis  
Colon and Rectal Surgery  
Eligible / Provider Groups  
National Proxy Census (Medica Applause MNN011)  
Medica Applause MNN011 Colon and Rectal Surgery (Medica Regional Service Area)

All Eligibles										
State Abbr	County	Eligible	Provider	Counts	With Access		Without Access		Average Distance	Average Time
		#	Standard	#	#	%	#	%	1	1
MN	Lincoln	118	1 in 60 miles or 60 mins	0	19	16.1	99	83.9	67.6	81.1
	Lyon	136	1 in 60 miles or 60 mins	0	0	0.0	136	100.0	83.4	97.7
	Mahnomen	220	1 in 60 miles or 60 mins	0	110	50.0	110	50.0	61.4	66.9
	Marshall	388	1 in 60 miles or 60 mins	0	0	0.0	388	100.0	103.8	113.2
	Martin	200	1 in 60 miles or 60 mins	0	167	83.5	33	16.5	52.3	57.0
	McLeod	199	1 in 60 miles or 60 mins	0	199	100.0	0	0.0	42.5	47.9
	Meeker	512	1 in 60 miles or 60 mins	0	512	100.0	0	0.0	35.3	38.4
	Mille Lacs	305	1 in 60 miles or 60 mins	0	305	100.0	0	0.0	21.0	22.9
	Morrison	187	1 in 60 miles or 60 mins	0	183	97.9	4	2.1	38.2	41.7
	Mower	458	1 in 60 miles or 60 mins	0	4	0.9	454	99.1	69.6	75.9
	Murray	321	1 in 60 miles or 60 mins	0	69	21.5	252	78.5	65.5	78.1
	Nicollet	161	1 in 60 miles or 60 mins	0	161	100.0	0	0.0	14.4	15.6
	Nobles	268	1 in 60 miles or 60 mins	0	235	87.7	33	12.3	53.5	64.2
	Norman	286	1 in 60 miles or 60 mins	0	284	99.3	2	0.7	38.3	41.8
	Olmsted	706	1 in 60 miles or 60 mins	0	74	10.5	632	89.5	64.5	73.0
	Otter Tail	302	1 in 60 miles or 60 mins	0	66	21.9	236	78.1	67.1	73.1
	Pennington	145	1 in 60 miles or 60 mins	0	0	0.0	145	100.0	92.3	100.7
	Pine	298	1 in 60 miles or 60 mins	0	281	94.3	17	5.7	46.1	50.3
	Pipestone	106	1 in 60 miles or 60 mins	0	102	96.2	4	3.8	46.3	55.5
	Polk	156	1 in 60 miles or 60 mins	0	20	12.8	136	87.2	70.5	76.9
	Pope	232	1 in 60 miles or 60 mins	0	108	46.6	124	53.4	61.9	67.5
	Ramsey	2,586	1 in 60 miles or 60 mins	21	2,586	100.0	0	0.0	4.1	6.8
	Red Lake	346	1 in 60 miles or 60 mins	0	0	0.0	346	100.0	79.4	86.6
	Redwood	335	1 in 60 miles or 60 mins	0	58	17.3	277	82.7	67.5	73.5
	Renville	157	1 in 60 miles or 60 mins	0	36	22.9	121	77.1	68.4	74.5
	Rice	308	1 in 60 miles or 60 mins	0	308	100.0	0	0.0	28.2	33.6
	Rock	440	1 in 60 miles or 60 mins	0	440	100.0	0	0.0	29.9	35.8
	Roseau	347	1 in 60 miles or 60 mins	0	0	0.0	347	100.0	144.9	158.0
	Scott	601	1 in 60 miles or 60 mins	0	601	100.0	0	0.0	13.3	16.1
	Sherburne	498	1 in 60 miles or 60 mins	2	498	100.0	0	0.0	14.2	15.7
	Sibley	167	1 in 60 miles or 60 mins	0	167	100.0	0	0.0	35.8	39.3
	St. Louis	919	1 in 60 miles or 60 mins	4	815	88.7	104	11.3	25.5	29.0
	Stearns	798	1 in 60 miles or 60 mins	1	798	100.0	0	0.0	16.5	18.0
	Steele	191	1 in 60 miles or 60 mins	0	191	100.0	0	0.0	41.5	45.2
	Stevens	199	1 in 60 miles or 60 mins	0	0	0.0	199	100.0	85.7	93.5
	Swift	102	1 in 60 miles or 60 mins	0	4	3.9	98	96.1	77.5	84.5
	Todd	286	1 in 60 miles or 60 mins	0	155	54.2	131	45.8	59.1	64.5
	Traverse	259	1 in 60 miles or 60 mins	0	0	0.0	259	100.0	78.0	86.7
	Wabasha	104	1 in 60 miles or 60 mins	0	56	53.8	48	46.2	60.7	68.6
	Wadena	167	1 in 60 miles or 60 mins	0	0	0.0	167	100.0	82.9	90.4



# Dermatology/Medica Applause/MNN011

July 1, 2024

Created by...  
Medica

Medica Applause MNN011 Dermatology

399 providers at 266 locations

■ All providers

Dermatology

Employee Group

National Proxy Census (Medica Applause MNN011)

Provider Group

Medica Applause MNN011 Dermatology (Medica Regional Service Area)

35,677 eligible locations

◆ With access (35,422)

● Without access (255)

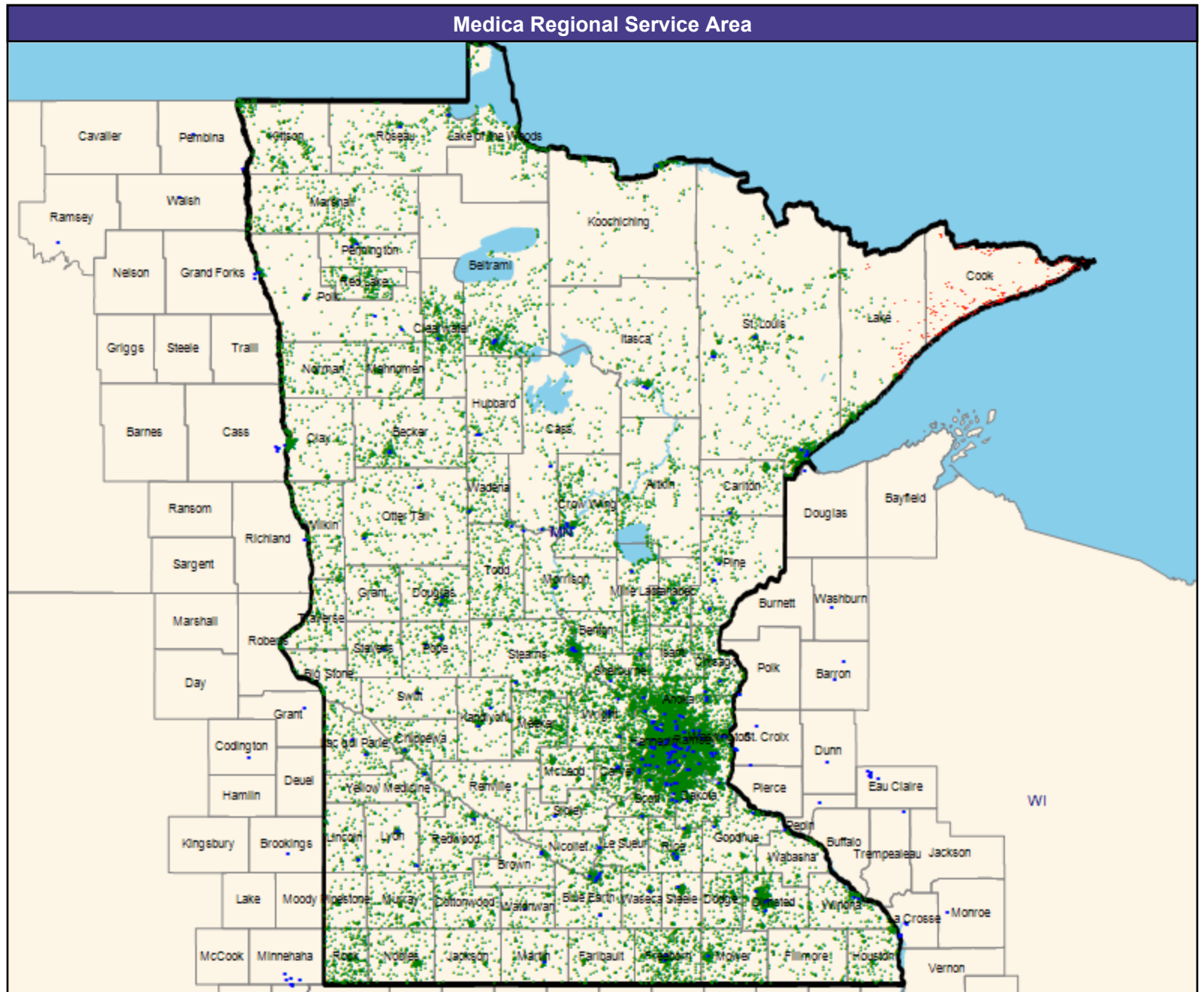
The Access Standard is defined as (National Proxy Census (Medica Applause MNN011)) eligibles accessing:

1 (Medica Applause MNN011 Dermatology (Medica Regional Service Area)) provider in 60 miles or 60 minutes

Service Areas

□ Medica Applause MNN011

62.17 miles



# Access Detail By County

July 1, 2024

Created by...  
Medica

Access Analysis  
Dermatology  
Eligible / Provider Groups  
National Proxy Census (Medica Applause MNN011)  
Medica Applause MNN011 Dermatology (Medica Regional Service Area)

All Eligibles										
State Abbr	County	Eligible	Provider	Counts	With Access		Without Access		Average Distance	Average Time
		#	Standard	#	#	%	#	%	1	1
MN	Aitkin	287	1 in 60 miles or 60 mins	0	287	100.0	0	0.0	28.8	31.3
	Anoka	1,740	1 in 60 miles or 60 mins	51	1,740	100.0	0	0.0	4.8	6.0
	Becker	364	1 in 60 miles or 60 mins	8	364	100.0	0	0.0	10.9	11.8
	Beltrami	450	1 in 60 miles or 60 mins	17	450	100.0	0	0.0	12.9	14.0
	Benton	243	1 in 60 miles or 60 mins	0	243	100.0	0	0.0	8.6	9.4
	Big Stone	101	1 in 60 miles or 60 mins	0	101	100.0	0	0.0	19.3	21.0
	Blue Earth	347	1 in 60 miles or 60 mins	19	347	100.0	0	0.0	4.9	5.3
	Brown	135	1 in 60 miles or 60 mins	2	135	100.0	0	0.0	10.5	11.4
	Carlton	180	1 in 60 miles or 60 mins	1	180	100.0	0	0.0	15.6	16.9
	Carver	795	1 in 60 miles or 60 mins	20	795	100.0	0	0.0	4.5	5.0
	Cass	144	1 in 60 miles or 60 mins	4	144	100.0	0	0.0	17.2	18.8
	Chippewa	266	1 in 60 miles or 60 mins	1	266	100.0	0	0.0	6.8	7.3
	Chisago	271	1 in 60 miles or 60 mins	7	271	100.0	0	0.0	9.2	10.0
	Clay	324	1 in 60 miles or 60 mins	0	324	100.0	0	0.0	10.5	13.3
	Clearwater	387	1 in 60 miles or 60 mins	1	387	100.0	0	0.0	10.9	11.8
	Cook	212	1 in 60 miles or 60 mins	0	0	0.0	212	100.0	103.9	113.3
	Cottonwood	255	1 in 60 miles or 60 mins	0	255	100.0	0	0.0	24.0	26.2
	Crow Wing	348	1 in 60 miles or 60 mins	11	348	100.0	0	0.0	11.7	12.7
	Dakota	1,818	1 in 60 miles or 60 mins	84	1,818	100.0	0	0.0	3.5	4.2
	Dodge	218	1 in 60 miles or 60 mins	0	218	100.0	0	0.0	15.2	17.5
	Douglas	191	1 in 60 miles or 60 mins	5	191	100.0	0	0.0	7.1	7.7
	Faribault	151	1 in 60 miles or 60 mins	0	151	100.0	0	0.0	19.4	21.1
	Fillmore	112	1 in 60 miles or 60 mins	0	112	100.0	0	0.0	25.4	27.7
	Freeborn	668	1 in 60 miles or 60 mins	4	668	100.0	0	0.0	6.9	7.5
	Goodhue	227	1 in 60 miles or 60 mins	7	227	100.0	0	0.0	8.6	9.5
	Grant	127	1 in 60 miles or 60 mins	0	127	100.0	0	0.0	22.7	24.7
	Hennepin	5,098	1 in 60 miles or 60 mins	377	5,098	100.0	0	0.0	2.1	3.2
	Houston	192	1 in 60 miles or 60 mins	0	192	100.0	0	0.0	16.1	17.5
	Hubbard	110	1 in 60 miles or 60 mins	3	110	100.0	0	0.0	11.6	12.6
	Isanti	226	1 in 60 miles or 60 mins	0	226	100.0	0	0.0	16.4	17.9
	Itasca	216	1 in 60 miles or 60 mins	6	216	100.0	0	0.0	16.2	17.7
	Jackson	107	1 in 60 miles or 60 mins	0	107	100.0	0	0.0	22.0	24.0
	Kanabec	347	1 in 60 miles or 60 mins	2	347	100.0	0	0.0	6.2	6.8
	Kandiyohi	231	1 in 60 miles or 60 mins	13	231	100.0	0	0.0	6.0	6.5
	Kittson	356	1 in 60 miles or 60 mins	0	356	100.0	0	0.0	26.5	29.0
	Koochiching	219	1 in 60 miles or 60 mins	2	219	100.0	0	0.0	18.0	19.6
	Lac qui Parle	265	1 in 60 miles or 60 mins	3	265	100.0	0	0.0	6.1	6.6
	Lake	213	1 in 60 miles or 60 mins	0	170	79.8	43	20.2	44.4	48.4
	Lake of the Woods	339	1 in 60 miles or 60 mins	0	339	100.0	0	0.0	33.1	36.0
	Le Sueur	145	1 in 60 miles or 60 mins	0	145	100.0	0	0.0	9.4	10.2

# Access Detail By County

July 1, 2024

Created by...  
Medica

Access Analysis  
Dermatology  
Eligible / Provider Groups  
National Proxy Census (Medica  
Applause MNN011)  
Medica Applause MNN011  
Dermatology (Medica Regional  
Service Area)

All Eligibles										
State Abbr	County	Eligible	Provider	Counts	With Access		Without Access		Average Distance	Average Time
		#	Standard	#	#	%	#	%	1	1
MN	Lincoln	118	1 in 60 miles or 60 mins	1	118	100.0	0	0.0	14.0	15.3
	Lyon	136	1 in 60 miles or 60 mins	2	136	100.0	0	0.0	5.9	6.4
	Mahnomen	220	1 in 60 miles or 60 mins	0	220	100.0	0	0.0	22.4	24.3
	Marshall	388	1 in 60 miles or 60 mins	0	388	100.0	0	0.0	24.8	27.0
	Martin	200	1 in 60 miles or 60 mins	2	200	100.0	0	0.0	8.1	8.8
	McLeod	199	1 in 60 miles or 60 mins	0	199	100.0	0	0.0	20.8	22.7
	Meeker	512	1 in 60 miles or 60 mins	0	512	100.0	0	0.0	22.9	24.9
	Mille Lacs	305	1 in 60 miles or 60 mins	1	305	100.0	0	0.0	10.5	11.4
	Morrison	187	1 in 60 miles or 60 mins	3	187	100.0	0	0.0	9.6	10.5
	Mower	458	1 in 60 miles or 60 mins	3	458	100.0	0	0.0	8.2	8.9
	Murray	321	1 in 60 miles or 60 mins	0	321	100.0	0	0.0	21.6	23.6
	Nicollet	161	1 in 60 miles or 60 mins	8	161	100.0	0	0.0	4.5	4.9
	Nobles	268	1 in 60 miles or 60 mins	0	268	100.0	0	0.0	34.8	38.4
	Norman	286	1 in 60 miles or 60 mins	0	286	100.0	0	0.0	31.0	35.0
	Olmsted	706	1 in 60 miles or 60 mins	14	706	100.0	0	0.0	4.6	5.2
	Otter Tail	302	1 in 60 miles or 60 mins	3	302	100.0	0	0.0	11.3	12.3
	Pennington	145	1 in 60 miles or 60 mins	4	145	100.0	0	0.0	5.1	5.6
	Pine	298	1 in 60 miles or 60 mins	4	298	100.0	0	0.0	7.6	8.3
	Pipestone	106	1 in 60 miles or 60 mins	0	106	100.0	0	0.0	24.6	27.0
	Polk	156	1 in 60 miles or 60 mins	5	156	100.0	0	0.0	7.6	8.3
	Pope	232	1 in 60 miles or 60 mins	10	232	100.0	0	0.0	6.3	6.8
	Ramsey	2,586	1 in 60 miles or 60 mins	99	2,586	100.0	0	0.0	2.2	3.6
	Red Lake	346	1 in 60 miles or 60 mins	0	346	100.0	0	0.0	15.7	17.1
	Redwood	335	1 in 60 miles or 60 mins	2	335	100.0	0	0.0	10.8	11.7
	Renville	157	1 in 60 miles or 60 mins	0	157	100.0	0	0.0	18.9	20.6
	Rice	308	1 in 60 miles or 60 mins	17	308	100.0	0	0.0	5.0	5.4
	Rock	440	1 in 60 miles or 60 mins	0	440	100.0	0	0.0	27.1	32.0
	Roseau	347	1 in 60 miles or 60 mins	2	347	100.0	0	0.0	10.4	11.3
	Scott	601	1 in 60 miles or 60 mins	9	601	100.0	0	0.0	4.7	5.2
	Sherburne	498	1 in 60 miles or 60 mins	3	498	100.0	0	0.0	5.8	6.4
	Sibley	167	1 in 60 miles or 60 mins	1	167	100.0	0	0.0	12.5	13.6
	St. Louis	919	1 in 60 miles or 60 mins	22	919	100.0	0	0.0	11.5	12.7
	Stearns	798	1 in 60 miles or 60 mins	25	798	100.0	0	0.0	10.3	11.4
	Steele	191	1 in 60 miles or 60 mins	2	191	100.0	0	0.0	6.4	6.9
	Stevens	199	1 in 60 miles or 60 mins	1	199	100.0	0	0.0	6.9	7.5
	Swift	102	1 in 60 miles or 60 mins	3	102	100.0	0	0.0	11.1	12.1
	Todd	286	1 in 60 miles or 60 mins	2	286	100.0	0	0.0	17.7	19.2
	Traverse	259	1 in 60 miles or 60 mins	0	259	100.0	0	0.0	31.4	34.2
	Wabasha	104	1 in 60 miles or 60 mins	0	104	100.0	0	0.0	14.7	16.1
	Wadena	167	1 in 60 miles or 60 mins	2	167	100.0	0	0.0	8.9	9.6



# Access Detail By County

July 1, 2024

Created by...  
Medica

Access Analysis  
Dermatology  
Eligible / Provider Groups  
National Proxy Census (Medica  
Applause MNN011)  
Medica Applause MNN011  
Dermatology (Medica Regional  
Service Area)

All Eligibles										
State Abbr	County	Eligible	Provider	Counts	With Access		Without Access		Average Distance	Average Time
		#	Standard	#	#	%	#	%	1	1
MN	Waseca	106	1 in 60 miles or 60 mins	2	106	100.0	0	0.0	6.7	7.3
	Washington	1,030	1 in 60 miles or 60 mins	51	1,030	100.0	0	0.0	3.8	4.5
	Watonwan	131	1 in 60 miles or 60 mins	2	131	100.0	0	0.0	8.7	9.5
	Wilkin	282	1 in 60 miles or 60 mins	0	282	100.0	0	0.0	12.3	13.5
	Winona	247	1 in 60 miles or 60 mins	4	247	100.0	0	0.0	8.0	8.7
	Wright	743	1 in 60 miles or 60 mins	35	743	100.0	0	0.0	7.1	7.8
	Yellow Medicine	199	1 in 60 miles or 60 mins	1	199	100.0	0	0.0	14.0	15.3
	<b>Grand Totals</b>	<b>35,677</b>	<b>1 in 60 miles or 60 mins</b>	<b>993</b>	<b>35,422</b>	<b>99.3</b>	<b>255</b>	<b>0.7</b>	<b>10.2</b>	<b>11.4</b>

# Endocrinology/Medica Applause/MNN011

July 1, 2024

Created by...  
Medica

Medica Applause MNN011 Endocrinology

170 providers at 164 locations

■ All providers

Endocrinology

Employee Group

National Proxy Census (Medica Applause MNN011)

Provider Group

Medica Applause MNN011  
Endocrinology (Medica Regional Service Area)

35,677 eligible locations

◆ With access (34,229)

● Without access (1,448)

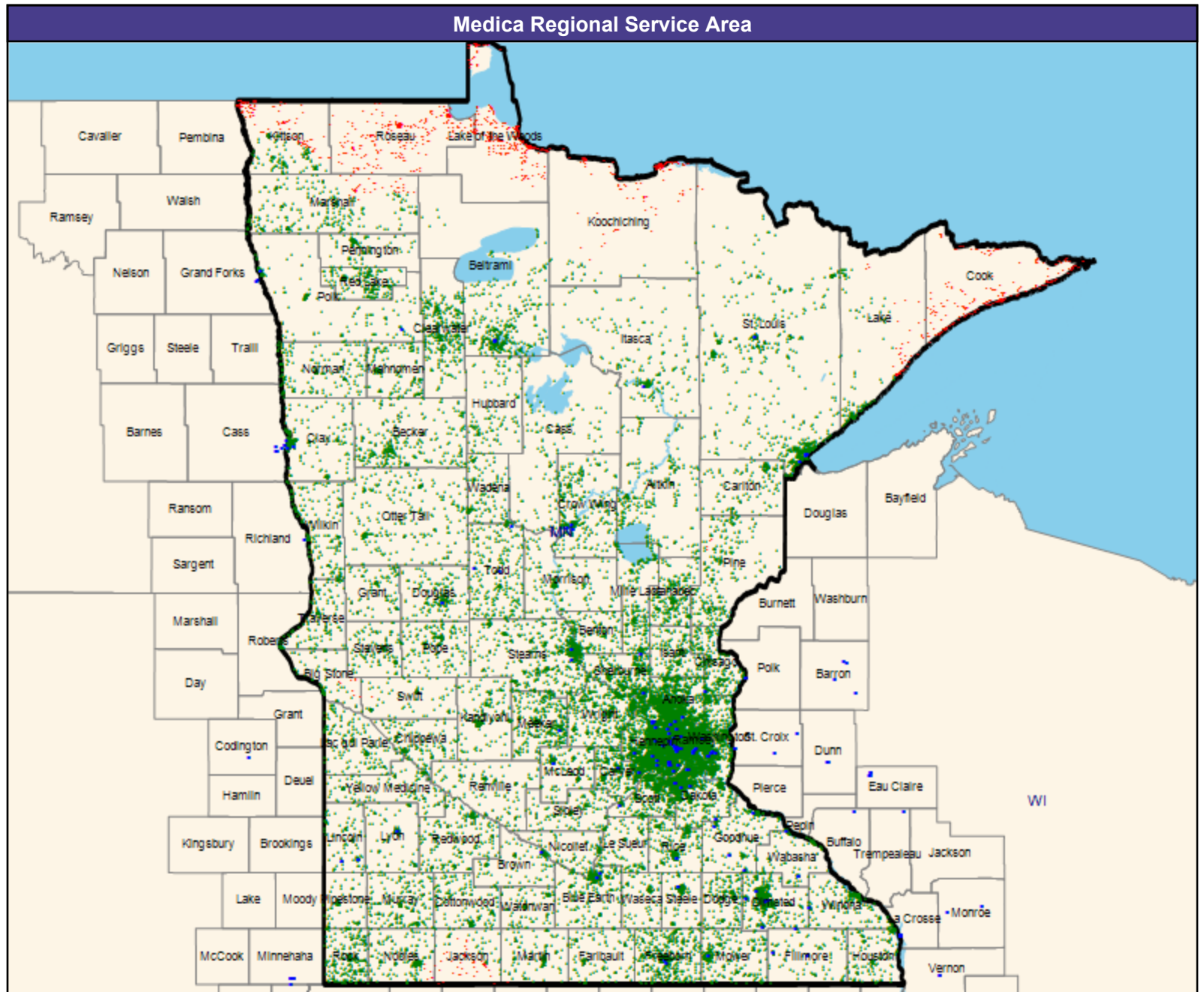
The Access Standard is defined as  
(National Proxy Census (Medica Applause MNN011)) eligibles accessing:

1 (Medica Applause MNN011  
Endocrinology (Medica Regional Service Area)) provider in 60 miles or  
60 minutes

Service Areas

□ Medica Applause MNN011

62.17 miles



# Access Detail By County

July 1, 2024

Created by...  
Medica

Access Analysis  
Endocrinology  
Eligible / Provider Groups  
National Proxy Census (Medica Applause MNN011)  
Medica Applause MNN011  
Endocrinology (Medica Regional Service Area)

All Eligibles										
State Abbr	County	Eligible	Provider	Counts	With Access		Without Access		Average Distance	Average Time
		#	Standard	#	#	%	#	%	1	1
MN	Aitkin	287	1 in 60 miles or 60 mins	0	287	100.0	0	0.0	35.1	38.4
	Anoka	1,740	1 in 60 miles or 60 mins	7	1,740	100.0	0	0.0	6.2	7.6
	Becker	364	1 in 60 miles or 60 mins	0	364	100.0	0	0.0	41.9	45.7
	Beltrami	450	1 in 60 miles or 60 mins	6	450	100.0	0	0.0	13.2	14.4
	Benton	243	1 in 60 miles or 60 mins	0	243	100.0	0	0.0	9.8	11.5
	Big Stone	101	1 in 60 miles or 60 mins	0	92	91.1	9	8.9	53.7	58.5
	Blue Earth	347	1 in 60 miles or 60 mins	5	347	100.0	0	0.0	7.7	8.3
	Brown	135	1 in 60 miles or 60 mins	1	135	100.0	0	0.0	11.9	12.9
	Carlton	180	1 in 60 miles or 60 mins	0	180	100.0	0	0.0	24.8	29.7
	Carver	795	1 in 60 miles or 60 mins	4	795	100.0	0	0.0	5.3	6.0
	Cass	144	1 in 60 miles or 60 mins	0	144	100.0	0	0.0	28.8	31.3
	Chippewa	266	1 in 60 miles or 60 mins	0	266	100.0	0	0.0	39.6	43.2
	Chisago	271	1 in 60 miles or 60 mins	2	271	100.0	0	0.0	13.1	14.3
	Clay	324	1 in 60 miles or 60 mins	3	324	100.0	0	0.0	8.5	9.3
	Clearwater	387	1 in 60 miles or 60 mins	0	387	100.0	0	0.0	21.0	22.9
	Cook	212	1 in 60 miles or 60 mins	0	0	0.0	212	100.0	104.0	113.4
	Cottonwood	255	1 in 60 miles or 60 mins	0	255	100.0	0	0.0	47.2	51.5
	Crow Wing	348	1 in 60 miles or 60 mins	3	348	100.0	0	0.0	13.6	14.8
	Dakota	1,818	1 in 60 miles or 60 mins	17	1,818	100.0	0	0.0	4.7	5.8
	Dodge	218	1 in 60 miles or 60 mins	0	218	100.0	0	0.0	10.9	11.8
	Douglas	191	1 in 60 miles or 60 mins	1	191	100.0	0	0.0	7.9	8.5
	Faribault	151	1 in 60 miles or 60 mins	0	151	100.0	0	0.0	30.4	33.1
	Fillmore	112	1 in 60 miles or 60 mins	3	112	100.0	0	0.0	8.8	9.6
	Freeborn	668	1 in 60 miles or 60 mins	4	668	100.0	0	0.0	7.1	7.8
	Goodhue	227	1 in 60 miles or 60 mins	9	227	100.0	0	0.0	5.2	5.6
	Grant	127	1 in 60 miles or 60 mins	0	127	100.0	0	0.0	31.6	34.5
	Hennepin	5,098	1 in 60 miles or 60 mins	218	5,098	100.0	0	0.0	2.6	3.9
	Houston	192	1 in 60 miles or 60 mins	0	192	100.0	0	0.0	16.3	17.7
	Hubbard	110	1 in 60 miles or 60 mins	0	110	100.0	0	0.0	32.4	35.3
	Isanti	226	1 in 60 miles or 60 mins	0	226	100.0	0	0.0	17.5	19.0
	Itasca	216	1 in 60 miles or 60 mins	2	216	100.0	0	0.0	17.7	19.3
	Jackson	107	1 in 60 miles or 60 mins	0	43	40.2	64	59.8	60.8	66.3
	Kanabec	347	1 in 60 miles or 60 mins	0	347	100.0	0	0.0	33.2	36.2
	Kandiyohi	231	1 in 60 miles or 60 mins	0	231	100.0	0	0.0	36.7	40.0
	Kittson	356	1 in 60 miles or 60 mins	0	185	52.0	171	48.0	61.0	66.8
	Koochiching	219	1 in 60 miles or 60 mins	0	29	13.2	190	86.8	81.2	88.5
	Lac qui Parle	265	1 in 60 miles or 60 mins	0	265	100.0	0	0.0	43.1	47.0
	Lake	213	1 in 60 miles or 60 mins	0	161	75.6	52	24.4	45.6	55.7
	Lake of the Woods	339	1 in 60 miles or 60 mins	0	0	0.0	339	100.0	92.6	100.9
	Le Sueur	145	1 in 60 miles or 60 mins	0	145	100.0	0	0.0	15.3	16.7

# Access Detail By County

July 1, 2024

Created by...  
Medica

Access Analysis  
Endocrinology  
Eligible / Provider Groups  
National Proxy Census (Medica Applause MNN011)  
Medica Applause MNN011  
Endocrinology (Medica Regional Service Area)

All Eligibles										
State Abbr	County	Eligible	Provider	Counts	With Access		Without Access		Average Distance	Average Time
		#	Standard	#	#	%	#	%	1	1
MN	Lincoln	118	1 in 60 miles or 60 mins	2	118	100.0	0	0.0	10.9	11.8
	Lyon	136	1 in 60 miles or 60 mins	1	136	100.0	0	0.0	8.7	9.5
	Mahnomen	220	1 in 60 miles or 60 mins	0	220	100.0	0	0.0	24.2	26.4
	Marshall	388	1 in 60 miles or 60 mins	0	341	87.9	47	12.1	42.4	46.2
	Martin	200	1 in 60 miles or 60 mins	0	199	99.5	1	0.5	46.3	50.4
	McLeod	199	1 in 60 miles or 60 mins	3	199	100.0	0	0.0	10.2	11.1
	Meeker	512	1 in 60 miles or 60 mins	3	512	100.0	0	0.0	13.3	14.4
	Mille Lacs	305	1 in 60 miles or 60 mins	0	305	100.0	0	0.0	19.1	20.8
	Morrison	187	1 in 60 miles or 60 mins	0	187	100.0	0	0.0	23.7	26.3
	Mower	458	1 in 60 miles or 60 mins	3	458	100.0	0	0.0	6.6	7.1
	Murray	321	1 in 60 miles or 60 mins	0	321	100.0	0	0.0	32.5	35.4
	Nicollet	161	1 in 60 miles or 60 mins	0	161	100.0	0	0.0	9.1	9.8
	Nobles	268	1 in 60 miles or 60 mins	0	259	96.6	9	3.4	51.1	56.7
	Norman	286	1 in 60 miles or 60 mins	0	286	100.0	0	0.0	33.4	36.4
	Olmsted	706	1 in 60 miles or 60 mins	12	706	100.0	0	0.0	3.2	3.6
	Otter Tail	302	1 in 60 miles or 60 mins	0	302	100.0	0	0.0	34.8	38.0
	Pennington	145	1 in 60 miles or 60 mins	0	145	100.0	0	0.0	42.9	46.7
	Pine	298	1 in 60 miles or 60 mins	0	294	98.7	4	1.3	45.1	50.4
	Pipestone	106	1 in 60 miles or 60 mins	0	106	100.0	0	0.0	20.2	22.0
	Polk	156	1 in 60 miles or 60 mins	2	156	100.0	0	0.0	16.2	17.7
	Pope	232	1 in 60 miles or 60 mins	0	232	100.0	0	0.0	21.4	23.3
	Ramsey	2,586	1 in 60 miles or 60 mins	27	2,586	100.0	0	0.0	3.0	5.0
	Red Lake	346	1 in 60 miles or 60 mins	0	346	100.0	0	0.0	31.5	34.3
	Redwood	335	1 in 60 miles or 60 mins	0	335	100.0	0	0.0	30.2	32.8
	Renville	157	1 in 60 miles or 60 mins	0	157	100.0	0	0.0	32.1	34.9
	Rice	308	1 in 60 miles or 60 mins	4	308	100.0	0	0.0	9.5	10.4
	Rock	440	1 in 60 miles or 60 mins	0	440	100.0	0	0.0	28.9	32.7
	Roseau	347	1 in 60 miles or 60 mins	0	0	0.0	347	100.0	86.4	94.3
	Scott	601	1 in 60 miles or 60 mins	1	601	100.0	0	0.0	8.2	9.6
	Sherburne	498	1 in 60 miles or 60 mins	2	498	100.0	0	0.0	8.4	9.1
	Sibley	167	1 in 60 miles or 60 mins	0	167	100.0	0	0.0	17.4	19.0
	St. Louis	919	1 in 60 miles or 60 mins	18	917	99.8	2	0.2	14.1	16.1
	Stearns	798	1 in 60 miles or 60 mins	5	798	100.0	0	0.0	13.4	15.0
	Steele	191	1 in 60 miles or 60 mins	6	191	100.0	0	0.0	6.6	7.1
	Stevens	199	1 in 60 miles or 60 mins	0	199	100.0	0	0.0	42.3	46.0
	Swift	102	1 in 60 miles or 60 mins	0	101	99.0	1	1.0	48.4	52.7
	Todd	286	1 in 60 miles or 60 mins	3	286	100.0	0	0.0	10.6	11.6
	Traverse	259	1 in 60 miles or 60 mins	0	259	100.0	0	0.0	36.4	39.7
	Wabasha	104	1 in 60 miles or 60 mins	2	104	100.0	0	0.0	8.7	9.4
	Wadena	167	1 in 60 miles or 60 mins	0	167	100.0	0	0.0	24.0	26.1

# Access Detail By County

July 1, 2024

Created by...  
Medica

Access Analysis  
Endocrinology  
Eligible / Provider Groups  
National Proxy Census (Medica  
Applause MNN011)  
Medica Applause MNN011  
Endocrinology (Medica Regional  
Service Area)

All Eligibles										
State Abbr	County	Eligible	Provider	Counts	With Access		Without Access		Average Distance	Average Time
		#	Standard	#	#	%	#	%	1	1
MN	Waseca	106	1 in 60 miles or 60 mins	0	106	100.0	0	0.0	16.8	18.3
	Washington	1,030	1 in 60 miles or 60 mins	24	1,030	100.0	0	0.0	6.3	7.5
	Watonwan	131	1 in 60 miles or 60 mins	0	131	100.0	0	0.0	27.9	30.4
	Wilkin	282	1 in 60 miles or 60 mins	0	282	100.0	0	0.0	13.3	14.4
	Winona	247	1 in 60 miles or 60 mins	1	247	100.0	0	0.0	17.9	19.4
	Wright	743	1 in 60 miles or 60 mins	0	743	100.0	0	0.0	14.2	15.8
	Yellow Medicine	199	1 in 60 miles or 60 mins	0	199	100.0	0	0.0	28.4	30.9
	Grand Totals	35,677	1 in 60 miles or 60 mins	404	34,229	95.9	1,448	4.1	17.5	19.6

# Gastroenterology/Medica Applause/MNN011

July 1, 2024

Created by...  
Medica

Medica Applause MNN011  
Gastroenterology

409 providers at 166 locations

■ All providers

Gastroenterology

Employee Group

National Proxy Census (Medica Applause MNN011)

Provider Group

Medica Applause MNN011  
Gastroenterology (Medica Regional Service Area)

35,677 eligible locations

◆ With access (34,511)

● Without access (1,166)

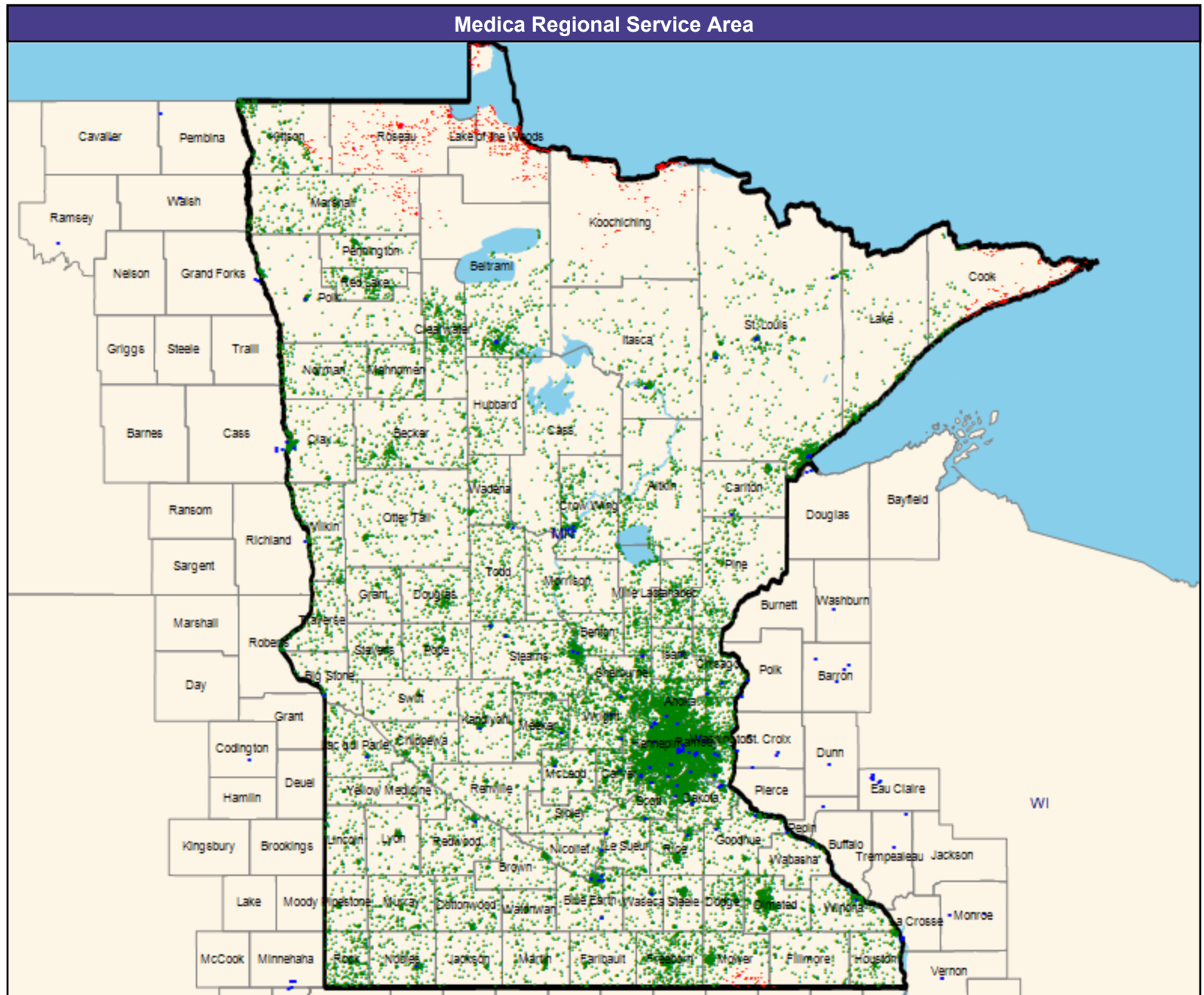
The Access Standard is defined as  
(National Proxy Census (Medica Applause MNN011)) eligibles accessing:

1 (Medica Applause MNN011 Gastroenterology (Medica Regional Service Area)) provider in 60 miles or 60 minutes

Service Areas

□ Medica Applause MNN011

62.17 miles



# Access Detail By County

July 1, 2024

Created by...  
Medica

Access Analysis  
Gastroenterology  
Eligible / Provider Groups  
National Proxy Census (Medica  
Applause MNN011)  
Medica Applause MNN011  
Gastroenterology (Medica Regional  
Service Area)

All Eligibles										
State Abbr	County	Eligible	Provider	Counts	With Access		Without Access		Average Distance	Average Time
		#	Standard	#	#	%	#	%	1	1
MN	Aitkin	287	1 in 60 miles or 60 mins	0	287	100.0	0	0.0	30.9	33.7
	Anoka	1,740	1 in 60 miles or 60 mins	107	1,740	100.0	0	0.0	6.3	8.0
	Becker	364	1 in 60 miles or 60 mins	0	364	100.0	0	0.0	43.4	47.4
	Beltrami	450	1 in 60 miles or 60 mins	6	446	99.1	4	0.9	13.4	14.5
	Benton	243	1 in 60 miles or 60 mins	0	243	100.0	0	0.0	8.9	10.4
	Big Stone	101	1 in 60 miles or 60 mins	1	101	100.0	0	0.0	11.2	12.2
	Blue Earth	347	1 in 60 miles or 60 mins	25	347	100.0	0	0.0	5.1	5.5
	Brown	135	1 in 60 miles or 60 mins	0	135	100.0	0	0.0	27.2	29.6
	Carlton	180	1 in 60 miles or 60 mins	2	180	100.0	0	0.0	15.6	16.9
	Carver	795	1 in 60 miles or 60 mins	29	795	100.0	0	0.0	4.9	5.4
	Cass	144	1 in 60 miles or 60 mins	0	144	100.0	0	0.0	28.8	31.3
	Chippewa	266	1 in 60 miles or 60 mins	0	266	100.0	0	0.0	21.5	23.4
	Chisago	271	1 in 60 miles or 60 mins	6	271	100.0	0	0.0	8.7	9.4
	Clay	324	1 in 60 miles or 60 mins	1	324	100.0	0	0.0	8.9	9.7
	Clearwater	387	1 in 60 miles or 60 mins	0	387	100.0	0	0.0	28.0	30.5
	Cook	212	1 in 60 miles or 60 mins	0	61	28.8	151	71.2	71.7	78.2
	Cottonwood	255	1 in 60 miles or 60 mins	0	255	100.0	0	0.0	36.7	40.0
	Crow Wing	348	1 in 60 miles or 60 mins	11	348	100.0	0	0.0	13.6	14.8
	Dakota	1,818	1 in 60 miles or 60 mins	120	1,818	100.0	0	0.0	4.2	5.4
	Dodge	218	1 in 60 miles or 60 mins	0	218	100.0	0	0.0	33.1	36.1
	Douglas	191	1 in 60 miles or 60 mins	0	191	100.0	0	0.0	29.7	32.4
	Faribault	151	1 in 60 miles or 60 mins	0	151	100.0	0	0.0	23.7	25.8
	Fillmore	112	1 in 60 miles or 60 mins	0	111	99.1	1	0.9	40.2	43.8
	Freeborn	668	1 in 60 miles or 60 mins	0	668	100.0	0	0.0	33.2	36.2
	Goodhue	227	1 in 60 miles or 60 mins	4	227	100.0	0	0.0	9.6	10.4
	Grant	127	1 in 60 miles or 60 mins	0	127	100.0	0	0.0	42.5	46.3
	Hennepin	5,098	1 in 60 miles or 60 mins	664	5,098	100.0	0	0.0	4.0	6.1
	Houston	192	1 in 60 miles or 60 mins	0	192	100.0	0	0.0	17.4	18.9
	Hubbard	110	1 in 60 miles or 60 mins	0	110	100.0	0	0.0	32.4	35.3
	Isanti	226	1 in 60 miles or 60 mins	1	226	100.0	0	0.0	7.5	8.1
	Itasca	216	1 in 60 miles or 60 mins	6	216	100.0	0	0.0	16.7	18.1
	Jackson	107	1 in 60 miles or 60 mins	0	107	100.0	0	0.0	28.3	30.8
	Kanabec	347	1 in 60 miles or 60 mins	0	347	100.0	0	0.0	24.3	26.5
	Kandiyohi	231	1 in 60 miles or 60 mins	2	231	100.0	0	0.0	8.6	9.4
	Kittson	356	1 in 60 miles or 60 mins	0	329	92.4	27	7.6	49.0	53.6
	Koochiching	219	1 in 60 miles or 60 mins	0	29	13.2	190	86.8	80.1	87.4
	Lac qui Parle	265	1 in 60 miles or 60 mins	1	265	100.0	0	0.0	10.7	11.7
	Lake	213	1 in 60 miles or 60 mins	0	213	100.0	0	0.0	37.2	43.4
	Lake of the Woods	339	1 in 60 miles or 60 mins	0	0	0.0	339	100.0	92.7	101.1
	Le Sueur	145	1 in 60 miles or 60 mins	1	145	100.0	0	0.0	8.4	9.1

# Access Detail By County

July 1, 2024

Created by...  
Medica

Access Analysis  
Gastroenterology  
Eligible / Provider Groups  
National Proxy Census (Medica Applause MNN011)  
Medica Applause MNN011 Gastroenterology (Medica Regional Service Area)

All Eligibles										
State Abbr	County	Eligible	Provider	Counts	With Access		Without Access		Average Distance	Average Time
		#	Standard	#	#	%	#	%	1	1
MN	Lincoln	118	1 in 60 miles or 60 mins	0	118	100.0	0	0.0	42.0	45.8
	Lyon	136	1 in 60 miles or 60 mins	0	136	100.0	0	0.0	37.1	40.4
	Mahnomen	220	1 in 60 miles or 60 mins	0	220	100.0	0	0.0	48.5	52.9
	Marshall	388	1 in 60 miles or 60 mins	0	336	86.6	52	13.4	43.0	46.9
	Martin	200	1 in 60 miles or 60 mins	0	200	100.0	0	0.0	40.0	43.5
	McLeod	199	1 in 60 miles or 60 mins	1	199	100.0	0	0.0	10.1	10.9
	Meeker	512	1 in 60 miles or 60 mins	1	512	100.0	0	0.0	13.0	14.1
	Mille Lacs	305	1 in 60 miles or 60 mins	0	305	100.0	0	0.0	19.1	20.8
	Morrison	187	1 in 60 miles or 60 mins	0	187	100.0	0	0.0	24.5	27.2
	Mower	458	1 in 60 miles or 60 mins	0	405	88.4	53	11.6	51.6	56.3
	Murray	321	1 in 60 miles or 60 mins	0	321	100.0	0	0.0	29.1	31.6
	Nicollet	161	1 in 60 miles or 60 mins	2	161	100.0	0	0.0	7.4	8.0
	Nobles	268	1 in 60 miles or 60 mins	1	268	100.0	0	0.0	9.7	10.6
	Norman	286	1 in 60 miles or 60 mins	0	286	100.0	0	0.0	33.8	36.8
	Olmsted	706	1 in 60 miles or 60 mins	0	706	100.0	0	0.0	34.6	38.8
	Otter Tail	302	1 in 60 miles or 60 mins	0	302	100.0	0	0.0	37.0	40.3
	Pennington	145	1 in 60 miles or 60 mins	0	145	100.0	0	0.0	40.3	43.9
	Pine	298	1 in 60 miles or 60 mins	0	298	100.0	0	0.0	23.8	25.9
	Pipestone	106	1 in 60 miles or 60 mins	0	106	100.0	0	0.0	43.8	50.9
	Polk	156	1 in 60 miles or 60 mins	1	156	100.0	0	0.0	18.7	20.4
	Pope	232	1 in 60 miles or 60 mins	0	232	100.0	0	0.0	28.7	31.2
	Ramsey	2,586	1 in 60 miles or 60 mins	136	2,586	100.0	0	0.0	3.0	4.8
	Red Lake	346	1 in 60 miles or 60 mins	0	346	100.0	0	0.0	27.4	29.8
	Redwood	335	1 in 60 miles or 60 mins	1	335	100.0	0	0.0	15.0	16.3
	Renville	157	1 in 60 miles or 60 mins	0	157	100.0	0	0.0	20.0	21.7
	Rice	308	1 in 60 miles or 60 mins	1	308	100.0	0	0.0	10.4	11.3
	Rock	440	1 in 60 miles or 60 mins	0	440	100.0	0	0.0	27.9	31.5
	Roseau	347	1 in 60 miles or 60 mins	0	0	0.0	347	100.0	86.8	94.6
	Scott	601	1 in 60 miles or 60 mins	15	601	100.0	0	0.0	5.7	6.4
	Sherburne	498	1 in 60 miles or 60 mins	3	498	100.0	0	0.0	9.0	9.9
	Sibley	167	1 in 60 miles or 60 mins	0	167	100.0	0	0.0	18.4	20.1
	St. Louis	919	1 in 60 miles or 60 mins	59	917	99.8	2	0.2	9.7	11.3
	Stearns	798	1 in 60 miles or 60 mins	45	798	100.0	0	0.0	9.6	11.0
	Steele	191	1 in 60 miles or 60 mins	0	191	100.0	0	0.0	17.5	19.0
	Stevens	199	1 in 60 miles or 60 mins	0	199	100.0	0	0.0	37.7	41.1
	Swift	102	1 in 60 miles or 60 mins	0	102	100.0	0	0.0	28.6	31.2
	Todd	286	1 in 60 miles or 60 mins	3	286	100.0	0	0.0	15.2	16.5
	Traverse	259	1 in 60 miles or 60 mins	0	259	100.0	0	0.0	31.6	34.5
	Wabasha	104	1 in 60 miles or 60 mins	1	104	100.0	0	0.0	11.3	12.3
	Wadena	167	1 in 60 miles or 60 mins	0	167	100.0	0	0.0	24.0	26.1



### Access Detail By County

July 1, 2024

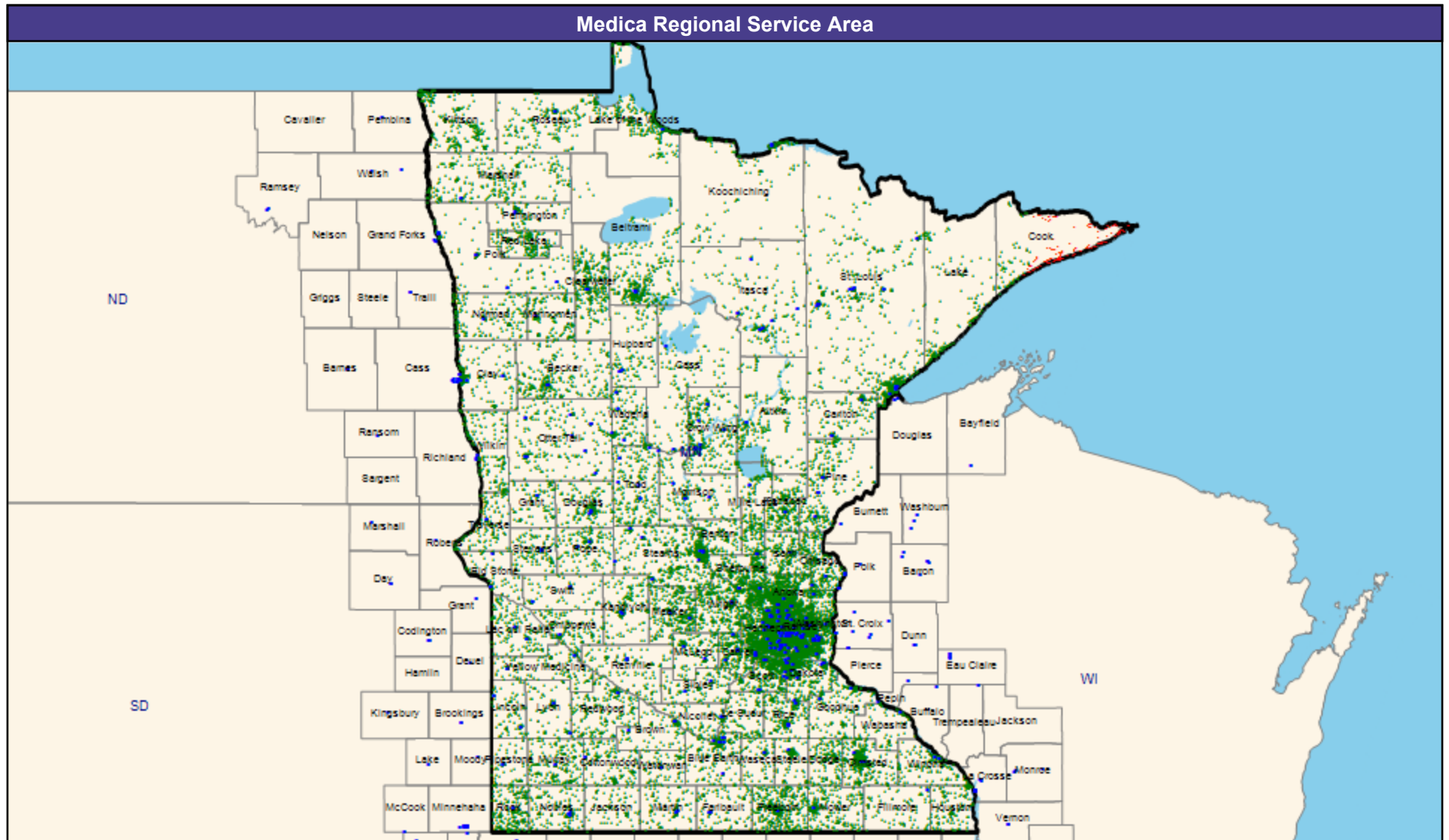
Created by...  
Medica

Access Analysis  
Gastroenterology

Eligible / Provider Groups  
National Proxy Census (Medica  
Applause MNN011)  
Medica Applause MNN011  
Gastroenterology (Medica Regional  
Service Area)

All Eligibles										
State Abbr	County	Eligible	Provider	Counts	With Access		Without Access		Average Distance	Average Time
		#	Standard	#	#	%	#	%	1	1
MN	Waseca	106	1 in 60 miles or 60 mins	1	106	100.0	0	0.0	6.7	7.3
	Washington	1,030	1 in 60 miles or 60 mins	120	1,030	100.0	0	0.0	5.5	6.6
	Watonwan	131	1 in 60 miles or 60 mins	0	131	100.0	0	0.0	33.2	36.1
	Wilkin	282	1 in 60 miles or 60 mins	0	282	100.0	0	0.0	13.3	14.5
	Winona	247	1 in 60 miles or 60 mins	7	247	100.0	0	0.0	8.9	9.7
	Wright	743	1 in 60 miles or 60 mins	3	743	100.0	0	0.0	7.8	8.7
	Yellow Medicine	199	1 in 60 miles or 60 mins	0	199	100.0	0	0.0	25.0	27.2
	Grand Totals	35,677	1 in 60 miles or 60 mins	1,388	34,511	96.7	1,166	3.3	17.5	19.7

# General Surgery/Medica Applause/MNN011



© 2024 Quest Analytics, LLC.

July 1, 2024

Medica Applause MNN011 General Surgery

875 providers at 453 locations

■ All providers

General Surgery

Employee Group

National Proxy Census (Medica Applause MNN011)

Provider Group

Medica Applause MNN011 General Surgery (Medica Regional Service Area)

35,677 eligible locations

◆ With access (35,526)

● Without access (151)

The Access Standard is defined as (National Proxy Census (Medica Applause MNN011)) eligibles accessing:

1 (Medica Applause MNN011 General Surgery (Medica Regional Service Area)) provider in 60 miles or 60 minutes

Service Areas

□ Medica Applause MNN011

# Access Detail By County

July 1, 2024

Created by...  
Medica

Access Analysis  
General Surgery

Eligible / Provider Groups  
National Proxy Census (Medica Applause MNN011)  
Medica Applause MNN011 General Surgery (Medica Regional Service Area)

All Eligibles										
State Abbr	County	Eligible	Provider	Counts	With Access		Without Access		Average Distance	Average Time
		#	Standard	#	#	%	#	%	1	1
MN	Aitkin	287	1 in 60 miles or 60 mins	17	287	100.0	0	0.0	15.8	17.2
	Anoka	1,740	1 in 60 miles or 60 mins	128	1,740	100.0	0	0.0	4.3	5.2
	Becker	364	1 in 60 miles or 60 mins	25	364	100.0	0	0.0	9.8	10.6
	Beltrami	450	1 in 60 miles or 60 mins	35	450	100.0	0	0.0	12.8	13.9
	Benton	243	1 in 60 miles or 60 mins	0	243	100.0	0	0.0	8.6	9.9
	Big Stone	101	1 in 60 miles or 60 mins	3	101	100.0	0	0.0	6.5	7.1
	Blue Earth	347	1 in 60 miles or 60 mins	51	347	100.0	0	0.0	5.0	5.4
	Brown	135	1 in 60 miles or 60 mins	9	135	100.0	0	0.0	6.6	7.1
	Carlton	180	1 in 60 miles or 60 mins	8	180	100.0	0	0.0	6.4	7.0
	Carver	795	1 in 60 miles or 60 mins	35	795	100.0	0	0.0	3.4	3.8
	Cass	144	1 in 60 miles or 60 mins	3	144	100.0	0	0.0	14.7	16.0
	Chippewa	266	1 in 60 miles or 60 mins	3	266	100.0	0	0.0	6.4	7.0
	Chisago	271	1 in 60 miles or 60 mins	36	271	100.0	0	0.0	7.7	8.4
	Clay	324	1 in 60 miles or 60 mins	4	324	100.0	0	0.0	5.3	5.8
	Clearwater	387	1 in 60 miles or 60 mins	3	387	100.0	0	0.0	10.4	11.3
	Cook	212	1 in 60 miles or 60 mins	0	61	28.8	151	71.2	71.7	78.2
	Cottonwood	255	1 in 60 miles or 60 mins	1	255	100.0	0	0.0	17.4	18.9
	Crow Wing	348	1 in 60 miles or 60 mins	38	348	100.0	0	0.0	5.9	6.4
	Dakota	1,818	1 in 60 miles or 60 mins	95	1,818	100.0	0	0.0	2.7	3.4
	Dodge	218	1 in 60 miles or 60 mins	0	218	100.0	0	0.0	15.5	17.7
	Douglas	191	1 in 60 miles or 60 mins	11	191	100.0	0	0.0	6.9	7.5
	Faribault	151	1 in 60 miles or 60 mins	2	151	100.0	0	0.0	11.8	12.8
	Fillmore	112	1 in 60 miles or 60 mins	1	112	100.0	0	0.0	18.0	19.6
	Freeborn	668	1 in 60 miles or 60 mins	15	668	100.0	0	0.0	7.5	8.1
	Goodhue	227	1 in 60 miles or 60 mins	41	227	100.0	0	0.0	8.5	9.5
	Grant	127	1 in 60 miles or 60 mins	6	127	100.0	0	0.0	10.8	11.8
	Hennepin	5,098	1 in 60 miles or 60 mins	713	5,098	100.0	0	0.0	2.4	3.5
	Houston	192	1 in 60 miles or 60 mins	0	192	100.0	0	0.0	14.0	15.2
	Hubbard	110	1 in 60 miles or 60 mins	7	110	100.0	0	0.0	10.3	11.1
	Isanti	226	1 in 60 miles or 60 mins	19	226	100.0	0	0.0	7.4	8.0
	Itasca	216	1 in 60 miles or 60 mins	30	216	100.0	0	0.0	9.0	9.8
	Jackson	107	1 in 60 miles or 60 mins	0	107	100.0	0	0.0	19.7	21.4
	Kanabec	347	1 in 60 miles or 60 mins	4	347	100.0	0	0.0	6.2	6.8
	Kandiyohi	231	1 in 60 miles or 60 mins	18	231	100.0	0	0.0	7.0	7.6
	Kittson	356	1 in 60 miles or 60 mins	0	356	100.0	0	0.0	33.2	36.3
	Koochiching	219	1 in 60 miles or 60 mins	7	219	100.0	0	0.0	13.8	15.0
	Lac qui Parle	265	1 in 60 miles or 60 mins	4	265	100.0	0	0.0	5.8	6.2
	Lake	213	1 in 60 miles or 60 mins	0	213	100.0	0	0.0	35.4	41.4
	Lake of the Woods	339	1 in 60 miles or 60 mins	2	339	100.0	0	0.0	17.4	18.9
	Le Sueur	145	1 in 60 miles or 60 mins	0	145	100.0	0	0.0	9.4	10.2

# Access Detail By County

July 1, 2024

Created by...  
Medica

Access Analysis  
General Surgery

Eligible / Provider Groups  
National Proxy Census (Medica Applause MNN011)  
Medica Applause MNN011 General Surgery (Medica Regional Service Area)

All Eligibles										
State Abbr	County	Eligible	Provider	Counts	With Access		Without Access		Average Distance	Average Time
		#	Standard	#	#	%	#	%	1	1
MN	Lincoln	118	1 in 60 miles or 60 mins	7	118	100.0	0	0.0	7.4	8.0
	Lyon	136	1 in 60 miles or 60 mins	11	136	100.0	0	0.0	5.8	6.3
	Mahnomen	220	1 in 60 miles or 60 mins	1	220	100.0	0	0.0	10.2	11.1
	Marshall	388	1 in 60 miles or 60 mins	1	388	100.0	0	0.0	17.6	19.1
	Martin	200	1 in 60 miles or 60 mins	17	200	100.0	0	0.0	7.8	8.5
	McLeod	199	1 in 60 miles or 60 mins	4	199	100.0	0	0.0	5.4	5.8
	Meeker	512	1 in 60 miles or 60 mins	7	512	100.0	0	0.0	6.6	7.2
	Mille Lacs	305	1 in 60 miles or 60 mins	6	305	100.0	0	0.0	10.5	11.4
	Morrison	187	1 in 60 miles or 60 mins	34	187	100.0	0	0.0	6.9	7.5
	Mower	458	1 in 60 miles or 60 mins	15	458	100.0	0	0.0	8.4	9.1
	Murray	321	1 in 60 miles or 60 mins	3	321	100.0	0	0.0	8.8	9.5
	Nicollet	161	1 in 60 miles or 60 mins	6	161	100.0	0	0.0	4.5	4.9
	Nobles	268	1 in 60 miles or 60 mins	11	268	100.0	0	0.0	7.8	8.4
	Norman	286	1 in 60 miles or 60 mins	1	286	100.0	0	0.0	11.4	12.4
	Olmsted	706	1 in 60 miles or 60 mins	9	706	100.0	0	0.0	5.0	5.6
	Otter Tail	302	1 in 60 miles or 60 mins	49	302	100.0	0	0.0	6.2	6.7
	Pennington	145	1 in 60 miles or 60 mins	17	145	100.0	0	0.0	5.6	6.0
	Pine	298	1 in 60 miles or 60 mins	10	298	100.0	0	0.0	7.5	8.2
	Pipstone	106	1 in 60 miles or 60 mins	6	106	100.0	0	0.0	6.6	7.2
	Polk	156	1 in 60 miles or 60 mins	24	156	100.0	0	0.0	7.2	7.8
	Pope	232	1 in 60 miles or 60 mins	7	232	100.0	0	0.0	5.7	6.2
	Ramsey	2,586	1 in 60 miles or 60 mins	148	2,586	100.0	0	0.0	2.1	3.3
	Red Lake	346	1 in 60 miles or 60 mins	0	346	100.0	0	0.0	19.0	20.7
	Redwood	335	1 in 60 miles or 60 mins	11	335	100.0	0	0.0	9.5	10.3
	Renville	157	1 in 60 miles or 60 mins	4	157	100.0	0	0.0	10.2	11.1
	Rice	308	1 in 60 miles or 60 mins	20	308	100.0	0	0.0	4.9	5.3
	Rock	440	1 in 60 miles or 60 mins	2	440	100.0	0	0.0	6.6	7.2
	Roseau	347	1 in 60 miles or 60 mins	2	347	100.0	0	0.0	15.4	16.8
	Scott	601	1 in 60 miles or 60 mins	26	601	100.0	0	0.0	5.4	6.0
	Sherburne	498	1 in 60 miles or 60 mins	43	498	100.0	0	0.0	6.4	7.0
	Sibley	167	1 in 60 miles or 60 mins	5	167	100.0	0	0.0	7.3	8.0
	St. Louis	919	1 in 60 miles or 60 mins	122	919	100.0	0	0.0	8.1	9.3
	Stearns	798	1 in 60 miles or 60 mins	157	798	100.0	0	0.0	6.4	7.2
	Steele	191	1 in 60 miles or 60 mins	15	191	100.0	0	0.0	6.5	7.1
	Stevens	199	1 in 60 miles or 60 mins	10	199	100.0	0	0.0	6.6	7.1
	Swift	102	1 in 60 miles or 60 mins	7	102	100.0	0	0.0	6.1	6.6
	Todd	286	1 in 60 miles or 60 mins	40	286	100.0	0	0.0	6.4	7.0
	Traverse	259	1 in 60 miles or 60 mins	1	259	100.0	0	0.0	7.1	7.7
	Wabasha	104	1 in 60 miles or 60 mins	2	104	100.0	0	0.0	9.8	10.8
	Wadena	167	1 in 60 miles or 60 mins	7	167	100.0	0	0.0	4.9	5.3

# Access Detail By County

July 1, 2024

Created by...  
Medica

Access Analysis  
General Surgery  
Eligible / Provider Groups  
National Proxy Census (Medica  
Applause MNN011)  
Medica Applause MNN011 General  
Surgery (Medica Regional Service  
Area)

All Eligibles										
State Abbr	County	Eligible	Provider	Counts	With Access		Without Access		Average Distance	Average Time
		#	Standard	#	#	%	#	%	1	1
MN	Waseca	106	1 in 60 miles or 60 mins	7	106	100.0	0	0.0	6.7	7.3
	Washington	1,030	1 in 60 miles or 60 mins	37	1,030	100.0	0	0.0	3.4	4.0
	Watonwan	131	1 in 60 miles or 60 mins	1	131	100.0	0	0.0	8.7	9.5
	Wilkin	282	1 in 60 miles or 60 mins	1	282	100.0	0	0.0	10.5	11.4
	Winona	247	1 in 60 miles or 60 mins	15	247	100.0	0	0.0	7.6	8.2
	Wright	743	1 in 60 miles or 60 mins	105	743	100.0	0	0.0	7.7	8.4
	Yellow Medicine	199	1 in 60 miles or 60 mins	8	199	100.0	0	0.0	8.0	8.7
	Grand Totals	35,677	1 in 60 miles or 60 mins	2,416	35,526	99.6	151	0.4	7.3	8.3

# Genetics/Medica Applause/MNN011

July 1, 2024

Created by...  
Medica

Medica Applause MNN011 Genetics

161 providers at 93 locations

■ All providers

Genetics

Employee Group

National Proxy Census (Medica Applause MNN011)

Provider Group

Medica Applause MNN011 Genetics (Medica Regional Service Area)

35,677 eligible locations

◆ With access (29,094)

● Without access (6,583)

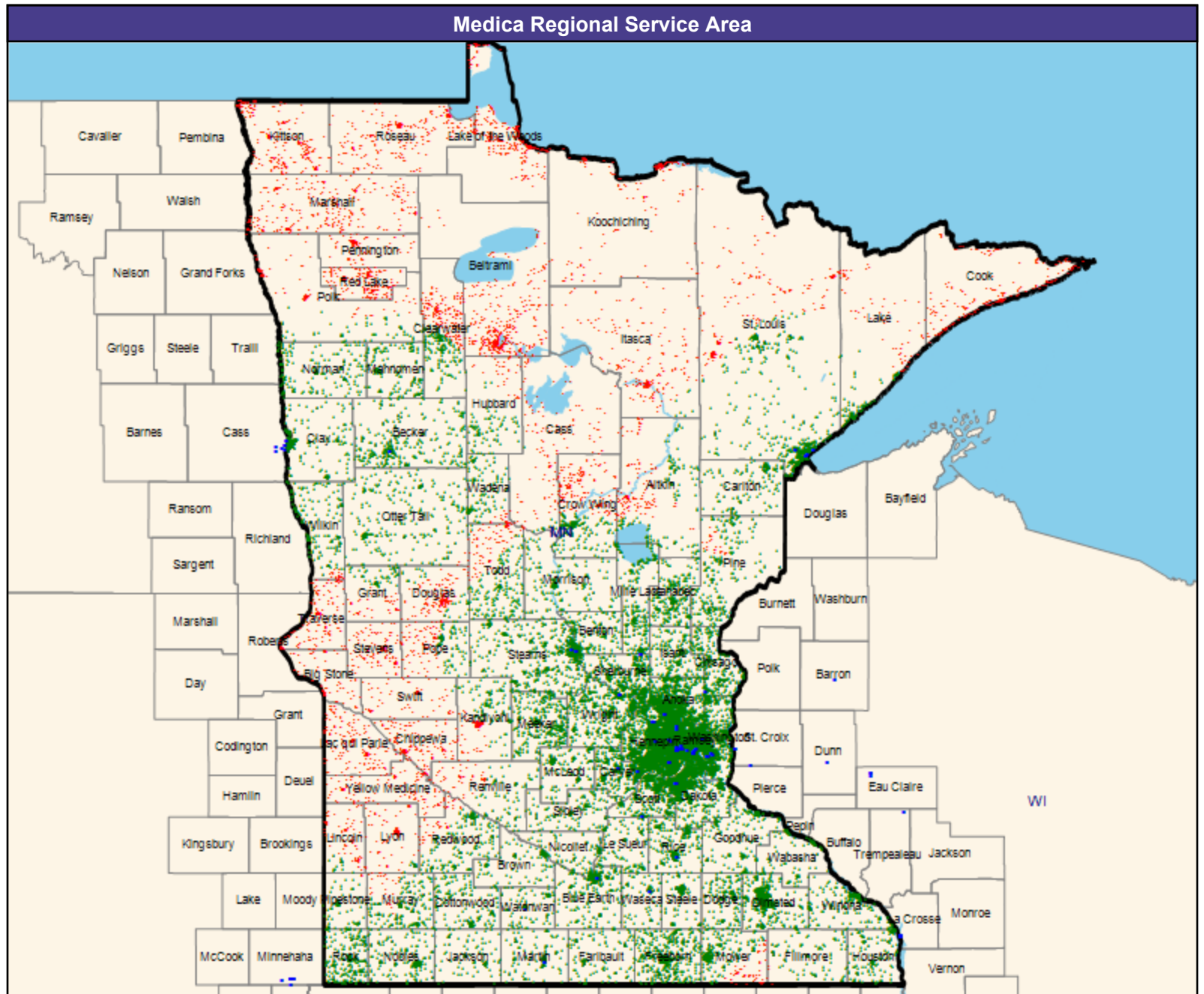
The Access Standard is defined as (National Proxy Census (Medica Applause MNN011) eligibles accessing:

1 (Medica Applause MNN011 Genetics (Medica Regional Service Area) provider in 60 miles or 60 minutes

Service Areas

□ Medica Applause MNN011

62.17 miles



# Access Detail By County

July 1, 2024

Created by...  
Medica

Access Analysis  
Genetics  
Eligible / Provider Groups  
National Proxy Census (Medica  
Applause MNN011)  
Medica Applause MNN011 Genetics  
(Medica Regional Service Area)

All Eligibles										
State Abbr	County	Eligible	Provider	Counts	With Access		Without Access		Average Distance	Average Time
		#	Standard	#	#	%	#	%	1	1
MN	Aitkin	287	1 in 60 miles or 60 mins	0	128	44.6	159	55.4	61.4	66.9
	Anoka	1,740	1 in 60 miles or 60 mins	21	1,740	100.0	0	0.0	6.4	8.4
	Becker	364	1 in 60 miles or 60 mins	1	364	100.0	0	0.0	14.0	15.2
	Beltrami	450	1 in 60 miles or 60 mins	0	0	0.0	450	100.0	81.4	88.7
	Benton	243	1 in 60 miles or 60 mins	0	243	100.0	0	0.0	8.8	10.3
	Big Stone	101	1 in 60 miles or 60 mins	0	0	0.0	101	100.0	100.8	113.1
	Blue Earth	347	1 in 60 miles or 60 mins	7	347	100.0	0	0.0	7.8	8.4
	Brown	135	1 in 60 miles or 60 mins	0	135	100.0	0	0.0	26.7	29.0
	Carlton	180	1 in 60 miles or 60 mins	0	180	100.0	0	0.0	27.7	30.2
	Carver	795	1 in 60 miles or 60 mins	7	795	100.0	0	0.0	5.5	6.1
	Cass	144	1 in 60 miles or 60 mins	0	15	10.4	129	89.6	70.8	78.5
	Chippewa	266	1 in 60 miles or 60 mins	0	0	0.0	266	100.0	86.9	98.7
	Chisago	271	1 in 60 miles or 60 mins	8	271	100.0	0	0.0	14.9	16.2
	Clay	324	1 in 60 miles or 60 mins	0	324	100.0	0	0.0	9.3	10.6
	Clearwater	387	1 in 60 miles or 60 mins	0	187	48.3	200	51.7	61.1	66.6
	Cook	212	1 in 60 miles or 60 mins	0	0	0.0	212	100.0	108.4	118.2
	Cottonwood	255	1 in 60 miles or 60 mins	0	255	100.0	0	0.0	29.2	31.8
	Crow Wing	348	1 in 60 miles or 60 mins	0	167	48.0	181	52.0	62.1	72.8
	Dakota	1,818	1 in 60 miles or 60 mins	16	1,818	100.0	0	0.0	7.6	9.8
	Dodge	218	1 in 60 miles or 60 mins	0	218	100.0	0	0.0	35.0	38.1
	Douglas	191	1 in 60 miles or 60 mins	0	34	17.8	157	82.2	63.1	72.9
	Faribault	151	1 in 60 miles or 60 mins	0	151	100.0	0	0.0	25.3	27.6
	Fillmore	112	1 in 60 miles or 60 mins	0	109	97.3	3	2.7	45.8	50.0
	Freeborn	668	1 in 60 miles or 60 mins	0	668	100.0	0	0.0	33.2	36.3
	Goodhue	227	1 in 60 miles or 60 mins	0	227	100.0	0	0.0	26.0	28.5
	Grant	127	1 in 60 miles or 60 mins	0	69	54.3	58	45.7	62.0	67.6
	Hennepin	5,098	1 in 60 miles or 60 mins	210	5,098	100.0	0	0.0	4.1	6.3
	Houston	192	1 in 60 miles or 60 mins	0	192	100.0	0	0.0	17.6	19.2
	Hubbard	110	1 in 60 miles or 60 mins	0	77	70.0	33	30.0	52.4	57.1
	Isanti	226	1 in 60 miles or 60 mins	0	226	100.0	0	0.0	17.5	19.1
	Itasca	216	1 in 60 miles or 60 mins	0	7	3.2	209	96.8	79.6	86.8
	Jackson	107	1 in 60 miles or 60 mins	0	107	100.0	0	0.0	33.7	36.7
	Kanabec	347	1 in 60 miles or 60 mins	0	347	100.0	0	0.0	33.2	36.2
	Kandiyohi	231	1 in 60 miles or 60 mins	0	106	45.9	125	54.1	57.7	66.7
	Kittson	356	1 in 60 miles or 60 mins	0	0	0.0	356	100.0	132.5	145.1
	Koochiching	219	1 in 60 miles or 60 mins	0	0	0.0	219	100.0	133.3	145.4
	Lac qui Parle	265	1 in 60 miles or 60 mins	0	0	0.0	265	100.0	104.3	115.7
	Lake	213	1 in 60 miles or 60 mins	0	144	67.6	69	32.4	47.0	51.2
	Lake of the Woods	339	1 in 60 miles or 60 mins	0	0	0.0	339	100.0	149.4	163.0
	Le Sueur	145	1 in 60 miles or 60 mins	0	145	100.0	0	0.0	12.6	13.7

# Access Detail By County

July 1, 2024

Created by...  
Medica

Access Analysis  
Genetics  
Eligible / Provider Groups  
National Proxy Census (Medica  
Applause MNN011)  
Medica Applause MNN011 Genetics  
(Medica Regional Service Area)

All Eligibles										
State Abbr	County	Eligible	Provider	Counts	With Access		Without Access		Average Distance	Average Time
		#	Standard	#	#	%	#	%	1	1
MN	Lincoln	118	1 in 60 miles or 60 mins	0	19	16.1	99	83.9	67.6	74.4
	Lyon	136	1 in 60 miles or 60 mins	0	18	13.2	118	86.8	71.3	77.9
	Mahnomen	220	1 in 60 miles or 60 mins	0	220	100.0	0	0.0	36.8	40.0
	Marshall	388	1 in 60 miles or 60 mins	0	0	0.0	388	100.0	102.9	112.2
	Martin	200	1 in 60 miles or 60 mins	6	200	100.0	0	0.0	8.2	8.9
	McLeod	199	1 in 60 miles or 60 mins	0	199	100.0	0	0.0	25.4	27.7
	Meeker	512	1 in 60 miles or 60 mins	0	512	100.0	0	0.0	37.8	42.3
	Mille Lacs	305	1 in 60 miles or 60 mins	0	305	100.0	0	0.0	21.0	22.9
	Morrison	187	1 in 60 miles or 60 mins	0	184	98.4	3	1.6	34.3	41.0
	Mower	458	1 in 60 miles or 60 mins	0	387	84.5	71	15.5	52.0	56.7
	Murray	321	1 in 60 miles or 60 mins	0	288	89.7	33	10.3	55.2	60.4
	Nicollet	161	1 in 60 miles or 60 mins	0	161	100.0	0	0.0	13.7	14.9
	Nobles	268	1 in 60 miles or 60 mins	0	268	100.0	0	0.0	51.8	57.6
	Norman	286	1 in 60 miles or 60 mins	0	286	100.0	0	0.0	36.8	40.1
	Olmsted	706	1 in 60 miles or 60 mins	0	706	100.0	0	0.0	48.1	53.9
	Otter Tail	302	1 in 60 miles or 60 mins	0	299	99.0	3	1.0	36.7	40.0
	Pennington	145	1 in 60 miles or 60 mins	0	0	0.0	145	100.0	91.0	99.2
	Pine	298	1 in 60 miles or 60 mins	0	271	90.9	27	9.1	47.3	51.6
	Pipestone	106	1 in 60 miles or 60 mins	0	102	96.2	4	3.8	46.2	51.7
	Polk	156	1 in 60 miles or 60 mins	0	53	34.0	103	66.0	64.3	70.1
	Pope	232	1 in 60 miles or 60 mins	0	123	53.0	109	47.0	61.4	73.6
	Ramsey	2,586	1 in 60 miles or 60 mins	69	2,586	100.0	0	0.0	2.9	4.7
	Red Lake	346	1 in 60 miles or 60 mins	0	0	0.0	346	100.0	74.8	81.6
	Redwood	335	1 in 60 miles or 60 mins	0	282	84.2	53	15.8	51.7	56.4
	Renville	157	1 in 60 miles or 60 mins	0	89	56.7	68	43.3	55.6	60.6
	Rice	308	1 in 60 miles or 60 mins	6	308	100.0	0	0.0	8.9	9.6
	Rock	440	1 in 60 miles or 60 mins	0	440	100.0	0	0.0	29.8	33.8
	Roseau	347	1 in 60 miles or 60 mins	0	0	0.0	347	100.0	140.5	153.2
	Scott	601	1 in 60 miles or 60 mins	6	601	100.0	0	0.0	8.4	9.7
	Sherburne	498	1 in 60 miles or 60 mins	2	498	100.0	0	0.0	9.0	9.9
	Sibley	167	1 in 60 miles or 60 mins	0	167	100.0	0	0.0	29.2	31.9
	St. Louis	919	1 in 60 miles or 60 mins	8	684	74.4	235	25.6	32.1	35.2
	Stearns	798	1 in 60 miles or 60 mins	38	798	100.0	0	0.0	15.9	19.0
	Steele	191	1 in 60 miles or 60 mins	0	191	100.0	0	0.0	16.7	18.2
	Stevens	199	1 in 60 miles or 60 mins	0	0	0.0	199	100.0	84.1	94.6
	Swift	102	1 in 60 miles or 60 mins	0	2	2.0	100	98.0	79.3	95.1
	Todd	286	1 in 60 miles or 60 mins	0	184	64.3	102	35.7	54.8	64.1
	Traverse	259	1 in 60 miles or 60 mins	0	0	0.0	259	100.0	75.8	86.1
	Wabasha	104	1 in 60 miles or 60 mins	0	104	100.0	0	0.0	43.3	47.2
	Wadena	167	1 in 60 miles or 60 mins	0	149	89.2	18	10.8	50.0	54.5



### Access Detail By County

July 1, 2024

Created by...  
Medica

Access Analysis  
Genetics  
Eligible / Provider Groups  
National Proxy Census (Medica  
Applause MNN011)  
Medica Applause MNN011 Genetics  
(Medica Regional Service Area)

All Eligibles										
State Abbr	County	Eligible	Provider	Counts	With Access		Without Access		Average Distance	Average Time
		#	Standard	#	#	%	#	%	1	1
MN	Waseca	106	1 in 60 miles or 60 mins	6	106	100.0	0	0.0	7.3	7.9
	Washington	1,030	1 in 60 miles or 60 mins	28	1,030	100.0	0	0.0	6.3	7.5
	Watonwan	131	1 in 60 miles or 60 mins	6	131	100.0	0	0.0	8.7	9.5
	Wilkin	282	1 in 60 miles or 60 mins	0	259	91.8	23	8.2	43.1	49.4
	Winona	247	1 in 60 miles or 60 mins	0	247	100.0	0	0.0	34.8	37.9
	Wright	743	1 in 60 miles or 60 mins	2	743	100.0	0	0.0	13.4	14.8
	Yellow Medicine	199	1 in 60 miles or 60 mins	0	0	0.0	199	100.0	84.6	92.4
	Grand Totals	35,677	1 in 60 miles or 60 mins	447	29,094	81.5	6,583	18.5	31.6	35.4

# Infectious Disease/Medica Applause/MNN011

July 1, 2024

Created by...  
Medica

Medica Applause MNN011 Infectious Disease

216 providers at 133 locations

■ All providers

Infectious Disease

Employee Group

National Proxy Census (Medica Applause MNN011)

Provider Group

Medica Applause MNN011 Infectious Disease (Medica Regional Service Area)

35,677 eligible locations

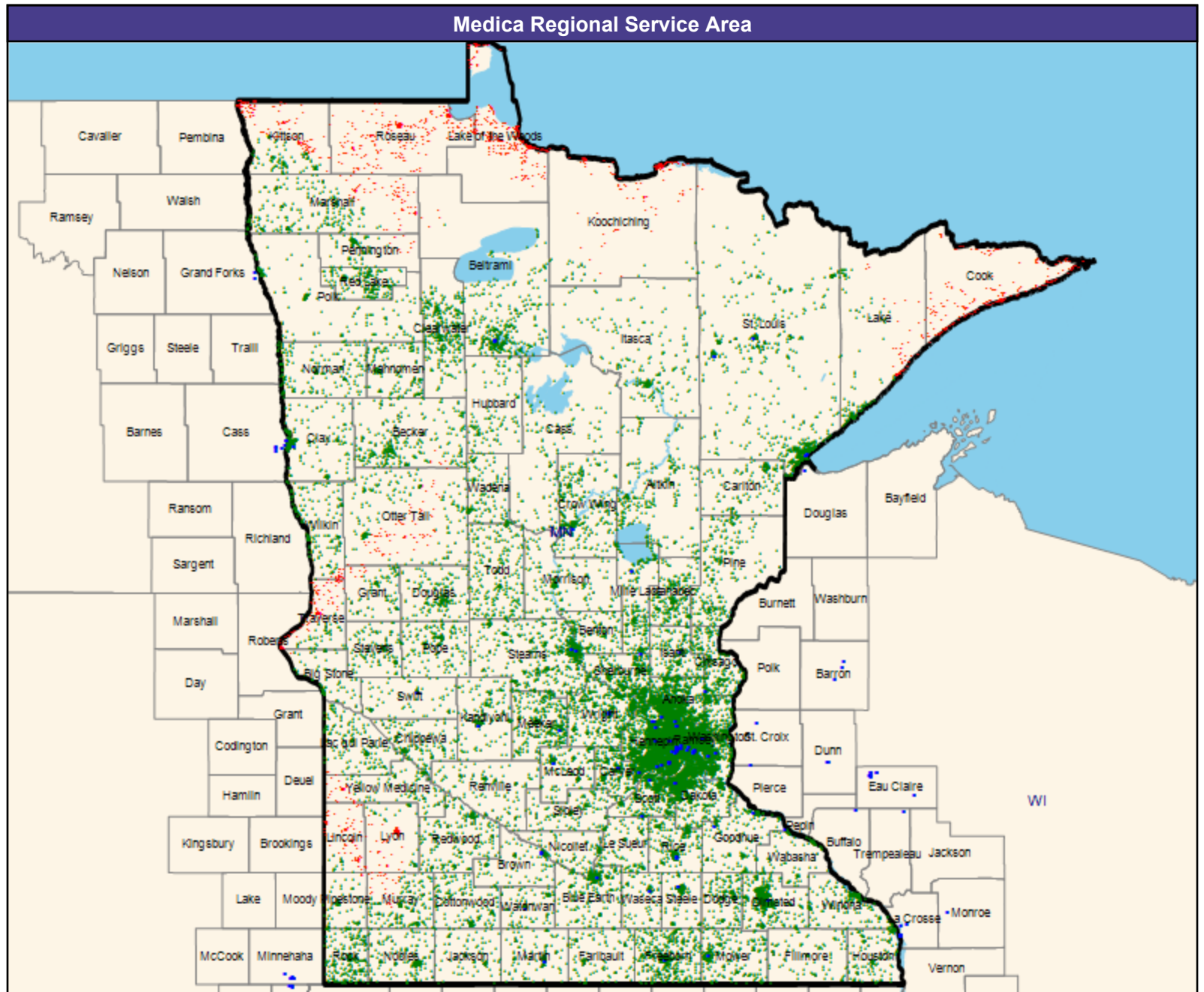
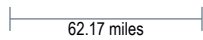
◆ With access (33,579)

● Without access (2,098)

The Access Standard is defined as (National Proxy Census (Medica Applause MNN011)) eligibles accessing:  
1 (Medica Applause MNN011 Infectious Disease (Medica Regional Service Area)) provider in 60 miles or 60 minutes

Service Areas

□ Medica Applause MNN011



# Access Detail By County

July 1, 2024

Created by...  
Medica

Access Analysis  
Infectious Disease  
Eligible / Provider Groups  
National Proxy Census (Medica  
Applause MNN011)  
Medica Applause MNN011  
Infectious Disease (Medica Regional  
Service Area)

All Eligibles										
State Abbr	County	Eligible	Provider	Counts	With Access		Without Access		Average Distance	Average Time
		#	Standard	#	#	%	#	%	1	1
MN	Aitkin	287	1 in 60 miles or 60 mins	0	287	100.0	0	0.0	36.6	39.9
	Anoka	1,740	1 in 60 miles or 60 mins	8	1,740	100.0	0	0.0	6.7	8.6
	Becker	364	1 in 60 miles or 60 mins	0	358	98.4	6	1.6	44.3	48.3
	Beltrami	450	1 in 60 miles or 60 mins	14	446	99.1	4	0.9	13.3	14.5
	Benton	243	1 in 60 miles or 60 mins	0	243	100.0	0	0.0	8.9	10.4
	Big Stone	101	1 in 60 miles or 60 mins	0	100	99.0	1	1.0	43.1	46.9
	Blue Earth	347	1 in 60 miles or 60 mins	28	347	100.0	0	0.0	7.7	8.4
	Brown	135	1 in 60 miles or 60 mins	2	135	100.0	0	0.0	11.2	12.1
	Carlton	180	1 in 60 miles or 60 mins	0	180	100.0	0	0.0	25.2	27.5
	Carver	795	1 in 60 miles or 60 mins	15	795	100.0	0	0.0	5.5	6.1
	Cass	144	1 in 60 miles or 60 mins	0	144	100.0	0	0.0	34.6	37.7
	Chippewa	266	1 in 60 miles or 60 mins	0	266	100.0	0	0.0	26.6	29.0
	Chisago	271	1 in 60 miles or 60 mins	5	271	100.0	0	0.0	12.4	13.4
	Clay	324	1 in 60 miles or 60 mins	1	324	100.0	0	0.0	8.8	9.7
	Clearwater	387	1 in 60 miles or 60 mins	0	387	100.0	0	0.0	27.8	30.3
	Cook	212	1 in 60 miles or 60 mins	0	0	0.0	212	100.0	105.0	114.5
	Cottonwood	255	1 in 60 miles or 60 mins	0	255	100.0	0	0.0	29.2	31.8
	Crow Wing	348	1 in 60 miles or 60 mins	1	348	100.0	0	0.0	15.1	16.5
	Dakota	1,818	1 in 60 miles or 60 mins	9	1,818	100.0	0	0.0	7.4	9.5
	Dodge	218	1 in 60 miles or 60 mins	0	218	100.0	0	0.0	18.4	20.0
	Douglas	191	1 in 60 miles or 60 mins	0	191	100.0	0	0.0	45.4	49.5
	Faribault	151	1 in 60 miles or 60 mins	0	151	100.0	0	0.0	22.2	24.2
	Fillmore	112	1 in 60 miles or 60 mins	0	112	100.0	0	0.0	32.1	35.0
	Freeborn	668	1 in 60 miles or 60 mins	9	668	100.0	0	0.0	7.5	8.2
	Goodhue	227	1 in 60 miles or 60 mins	12	227	100.0	0	0.0	9.2	10.0
	Grant	127	1 in 60 miles or 60 mins	0	113	89.0	14	11.0	52.4	57.1
	Hennepin	5,098	1 in 60 miles or 60 mins	232	5,098	100.0	0	0.0	3.5	5.3
	Houston	192	1 in 60 miles or 60 mins	0	192	100.0	0	0.0	17.5	19.1
	Hubbard	110	1 in 60 miles or 60 mins	0	110	100.0	0	0.0	33.1	36.0
	Isanti	226	1 in 60 miles or 60 mins	3	226	100.0	0	0.0	7.5	8.1
	Itasca	216	1 in 60 miles or 60 mins	0	216	100.0	0	0.0	35.2	38.3
	Jackson	107	1 in 60 miles or 60 mins	0	107	100.0	0	0.0	33.7	36.7
	Kanabec	347	1 in 60 miles or 60 mins	0	347	100.0	0	0.0	21.9	23.8
	Kandiyohi	231	1 in 60 miles or 60 mins	1	231	100.0	0	0.0	8.7	9.4
	Kittson	356	1 in 60 miles or 60 mins	0	139	39.0	217	61.0	62.2	68.0
	Koochiching	219	1 in 60 miles or 60 mins	0	27	12.3	192	87.7	80.6	87.8
	Lac qui Parle	265	1 in 60 miles or 60 mins	0	263	99.2	2	0.8	43.1	47.0
	Lake	213	1 in 60 miles or 60 mins	0	159	74.6	54	25.4	46.0	53.3
	Lake of the Woods	339	1 in 60 miles or 60 mins	0	0	0.0	339	100.0	92.7	101.1
	Le Sueur	145	1 in 60 miles or 60 mins	0	145	100.0	0	0.0	12.6	13.7

# Access Detail By County

July 1, 2024

Created by...  
Medica

Access Analysis  
Infectious Disease  
Eligible / Provider Groups  
National Proxy Census (Medica Applause MNN011)  
Medica Applause MNN011  
Infectious Disease (Medica Regional Service Area)

All Eligibles										
State Abbr	County	Eligible	Provider	Counts	With Access		Without Access		Average Distance	Average Time
		#	Standard	#	#	%	#	%	1	1
MN	Lincoln	118	1 in 60 miles or 60 mins	0	19	16.1	99	83.9	65.9	71.9
	Lyon	136	1 in 60 miles or 60 mins	0	44	32.4	92	67.6	61.4	67.0
	Mahnomen	220	1 in 60 miles or 60 mins	0	220	100.0	0	0.0	49.2	53.7
	Marshall	388	1 in 60 miles or 60 mins	0	300	77.3	88	22.7	46.4	50.6
	Martin	200	1 in 60 miles or 60 mins	6	200	100.0	0	0.0	8.2	8.9
	McLeod	199	1 in 60 miles or 60 mins	1	199	100.0	0	0.0	10.2	11.1
	Meeker	512	1 in 60 miles or 60 mins	1	512	100.0	0	0.0	13.0	14.1
	Mille Lacs	305	1 in 60 miles or 60 mins	1	305	100.0	0	0.0	10.6	11.5
	Morrison	187	1 in 60 miles or 60 mins	0	187	100.0	0	0.0	25.8	28.8
	Mower	458	1 in 60 miles or 60 mins	9	458	100.0	0	0.0	8.5	9.3
	Murray	321	1 in 60 miles or 60 mins	0	289	90.0	32	10.0	55.1	60.1
	Nicollet	161	1 in 60 miles or 60 mins	0	161	100.0	0	0.0	9.8	10.6
	Nobles	268	1 in 60 miles or 60 mins	0	268	100.0	0	0.0	51.8	56.9
	Norman	286	1 in 60 miles or 60 mins	0	286	100.0	0	0.0	37.2	40.6
	Olmsted	706	1 in 60 miles or 60 mins	1	706	100.0	0	0.0	6.8	7.5
	Otter Tail	302	1 in 60 miles or 60 mins	0	206	68.2	96	31.8	57.0	62.1
	Pennington	145	1 in 60 miles or 60 mins	0	133	91.7	12	8.3	48.0	52.3
	Pine	298	1 in 60 miles or 60 mins	0	298	100.0	0	0.0	36.9	40.3
	Pipestone	106	1 in 60 miles or 60 mins	0	102	96.2	4	3.8	46.1	50.4
	Polk	156	1 in 60 miles or 60 mins	0	156	100.0	0	0.0	30.2	32.9
	Pope	232	1 in 60 miles or 60 mins	0	232	100.0	0	0.0	27.7	30.2
	Ramsey	2,586	1 in 60 miles or 60 mins	64	2,586	100.0	0	0.0	2.9	4.7
	Red Lake	346	1 in 60 miles or 60 mins	0	346	100.0	0	0.0	44.7	48.7
	Redwood	335	1 in 60 miles or 60 mins	0	335	100.0	0	0.0	40.5	44.2
	Renville	157	1 in 60 miles or 60 mins	0	157	100.0	0	0.0	26.9	29.3
	Rice	308	1 in 60 miles or 60 mins	4	308	100.0	0	0.0	8.4	9.1
	Rock	440	1 in 60 miles or 60 mins	0	440	100.0	0	0.0	29.7	32.6
	Roseau	347	1 in 60 miles or 60 mins	0	0	0.0	347	100.0	92.0	100.3
	Scott	601	1 in 60 miles or 60 mins	8	601	100.0	0	0.0	6.3	7.2
	Sherburne	498	1 in 60 miles or 60 mins	3	498	100.0	0	0.0	12.8	14.4
	Sibley	167	1 in 60 miles or 60 mins	0	167	100.0	0	0.0	21.7	23.7
	St. Louis	919	1 in 60 miles or 60 mins	17	917	99.8	2	0.2	12.4	14.1
	Stearns	798	1 in 60 miles or 60 mins	3	798	100.0	0	0.0	15.1	17.7
	Steele	191	1 in 60 miles or 60 mins	2	191	100.0	0	0.0	6.5	7.1
	Stevens	199	1 in 60 miles or 60 mins	0	199	100.0	0	0.0	31.4	34.2
	Swift	102	1 in 60 miles or 60 mins	2	102	100.0	0	0.0	12.6	13.7
	Todd	286	1 in 60 miles or 60 mins	0	286	100.0	0	0.0	41.8	46.7
	Traverse	259	1 in 60 miles or 60 mins	0	46	17.8	213	82.2	62.9	68.6
	Wabasha	104	1 in 60 miles or 60 mins	0	104	100.0	0	0.0	15.3	16.7
	Wadena	167	1 in 60 miles or 60 mins	0	167	100.0	0	0.0	45.9	50.0

# Access Detail By County

July 1, 2024

Created by...  
Medica

Access Analysis  
 Infectious Disease  
 Eligible / Provider Groups  
 National Proxy Census (Medica Applause MNN011)  
 Medica Applause MNN011  
 Infectious Disease (Medica Regional Service Area)

All Eligibles										
State Abbr	County	Eligible	Provider	Counts	With Access		Without Access		Average Distance	Average Time
		#	Standard	#	#	%	#	%	1	1
MN	Waseca	106	1 in 60 miles or 60 mins	5	106	100.0	0	0.0	7.3	7.9
	Washington	1,030	1 in 60 miles or 60 mins	3	1,030	100.0	0	0.0	6.8	8.3
	Watonwan	131	1 in 60 miles or 60 mins	5	131	100.0	0	0.0	8.7	9.5
	Wilkin	282	1 in 60 miles or 60 mins	0	261	92.6	21	7.4	42.2	46.0
	Winona	247	1 in 60 miles or 60 mins	0	247	100.0	0	0.0	27.1	29.5
	Wright	743	1 in 60 miles or 60 mins	5	743	100.0	0	0.0	10.4	11.5
	Yellow Medicine	199	1 in 60 miles or 60 mins	0	148	74.4	51	25.6	48.0	52.3
Grand Totals		35,677	1 in 60 miles or 60 mins	480	33,579	94.1	2,098	5.9	19.6	22.0

# Mammography/Medica Applause/MNN011

July 1, 2024

Created by...  
Medica

Medica Applause MNN011  
Mammography

163 providers at 166 locations

- All providers

Mammography

Employee Group

National Proxy Census (Medica Applause MNN011)

Provider Group

Medica Applause MNN011  
Mammography (Medica Regional Service Area)

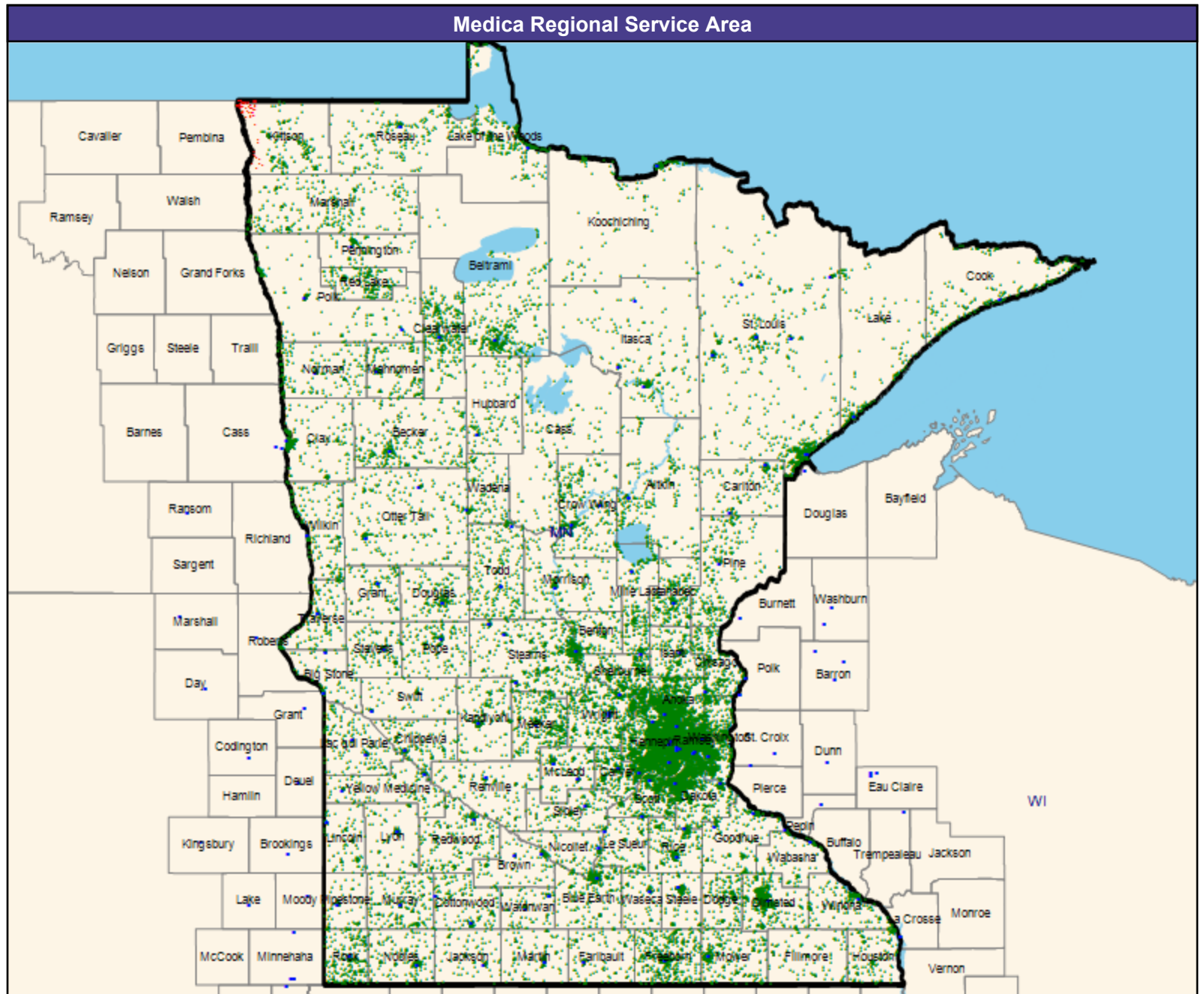
35,677 eligible locations

- ◆ With access (35,585)
- Without access (92)

The Access Standard is defined as (National Proxy Census (Medica Applause MNN011)) eligibles accessing:  
1 (Medica Applause MNN011 Mammography (Medica Regional Service Area)) provider in 60 miles or 60 minutes

Service Areas

- Medica Applause MNN011



# Access Detail By County

July 1, 2024

Created by...  
Medica

Access Analysis  
Mammography  
Eligible / Provider Groups  
National Proxy Census (Medica Applause MNN011)  
Medica Applause MNN011 Mammography (Medica Regional Service Area)

All Eligibles										
State Abbr	County	Eligible	Provider	Counts	With Access		Without Access		Average Distance	Average Time
		#	Standard	#	#	%	#	%	1	1
MN	Aitkin	287	1 in 60 miles or 60 mins	1	287	100.0	0	0.0	15.9	17.3
	Anoka	1,740	1 in 60 miles or 60 mins	2	1,740	100.0	0	0.0	6.6	8.7
	Becker	364	1 in 60 miles or 60 mins	1	364	100.0	0	0.0	10.8	11.7
	Beltrami	450	1 in 60 miles or 60 mins	1	450	100.0	0	0.0	12.9	14.1
	Benton	243	1 in 60 miles or 60 mins	0	243	100.0	0	0.0	9.0	10.5
	Big Stone	101	1 in 60 miles or 60 mins	2	101	100.0	0	0.0	6.5	7.1
	Blue Earth	347	1 in 60 miles or 60 mins	1	347	100.0	0	0.0	7.0	7.6
	Brown	135	1 in 60 miles or 60 mins	2	135	100.0	0	0.0	6.3	6.8
	Carlton	180	1 in 60 miles or 60 mins	2	180	100.0	0	0.0	7.0	7.6
	Carver	795	1 in 60 miles or 60 mins	2	795	100.0	0	0.0	5.5	6.1
	Cass	144	1 in 60 miles or 60 mins	0	144	100.0	0	0.0	25.2	27.5
	Chippewa	266	1 in 60 miles or 60 mins	1	266	100.0	0	0.0	6.5	7.0
	Chisago	271	1 in 60 miles or 60 mins	1	271	100.0	0	0.0	10.2	11.1
	Clay	324	1 in 60 miles or 60 mins	0	324	100.0	0	0.0	9.6	10.7
	Clearwater	387	1 in 60 miles or 60 mins	1	387	100.0	0	0.0	10.6	11.5
	Cook	212	1 in 60 miles or 60 mins	1	212	100.0	0	0.0	20.4	22.2
	Cottonwood	255	1 in 60 miles or 60 mins	2	255	100.0	0	0.0	7.1	7.7
	Crow Wing	348	1 in 60 miles or 60 mins	2	348	100.0	0	0.0	10.7	11.6
	Dakota	1,818	1 in 60 miles or 60 mins	3	1,818	100.0	0	0.0	6.2	8.1
	Dodge	218	1 in 60 miles or 60 mins	0	218	100.0	0	0.0	18.4	20.0
	Douglas	191	1 in 60 miles or 60 mins	1	191	100.0	0	0.0	7.8	8.4
	Faribault	151	1 in 60 miles or 60 mins	1	151	100.0	0	0.0	13.1	14.2
	Fillmore	112	1 in 60 miles or 60 mins	0	112	100.0	0	0.0	26.9	29.3
	Freeborn	668	1 in 60 miles or 60 mins	1	668	100.0	0	0.0	7.5	8.2
	Goodhue	227	1 in 60 miles or 60 mins	3	227	100.0	0	0.0	9.2	10.0
	Grant	127	1 in 60 miles or 60 mins	1	127	100.0	0	0.0	10.8	11.8
	Hennepin	5,098	1 in 60 miles or 60 mins	7	5,098	100.0	0	0.0	4.8	7.3
	Houston	192	1 in 60 miles or 60 mins	0	192	100.0	0	0.0	16.3	17.7
	Hubbard	110	1 in 60 miles or 60 mins	1	110	100.0	0	0.0	12.3	13.3
	Isanti	226	1 in 60 miles or 60 mins	1	226	100.0	0	0.0	7.4	8.1
	Itasca	216	1 in 60 miles or 60 mins	3	216	100.0	0	0.0	11.2	12.2
	Jackson	107	1 in 60 miles or 60 mins	1	107	100.0	0	0.0	8.7	9.4
	Kanabec	347	1 in 60 miles or 60 mins	1	347	100.0	0	0.0	6.4	6.9
	Kandiyohi	231	1 in 60 miles or 60 mins	1	231	100.0	0	0.0	7.4	8.0
	Kittson	356	1 in 60 miles or 60 mins	0	264	74.2	92	25.8	52.9	58.0
	Koochiching	219	1 in 60 miles or 60 mins	1	219	100.0	0	0.0	13.9	15.1
	Lac qui Parle	265	1 in 60 miles or 60 mins	2	265	100.0	0	0.0	5.8	6.2
	Lake	213	1 in 60 miles or 60 mins	1	213	100.0	0	0.0	15.9	17.3
	Lake of the Woods	339	1 in 60 miles or 60 mins	1	339	100.0	0	0.0	17.4	18.9
	Le Sueur	145	1 in 60 miles or 60 mins	1	145	100.0	0	0.0	8.7	9.4

# Access Detail By County

July 1, 2024

Created by...  
Medica

Access Analysis  
Mammography  
Eligible / Provider Groups  
National Proxy Census (Medica Applause MNN011)  
Medica Applause MNN011 Mammography (Medica Regional Service Area)

All Eligibles										
State Abbr	County	Eligible	Provider	Counts	With Access		Without Access		Average Distance	Average Time
		#	Standard	#	#	%	#	%	1	1
MN	Lincoln	118	1 in 60 miles or 60 mins	1	118	100.0	0	0.0	15.1	16.4
	Lyon	136	1 in 60 miles or 60 mins	1	136	100.0	0	0.0	9.3	10.1
	Mahnomen	220	1 in 60 miles or 60 mins	1	220	100.0	0	0.0	10.1	11.0
	Marshall	388	1 in 60 miles or 60 mins	0	388	100.0	0	0.0	31.2	34.0
	Martin	200	1 in 60 miles or 60 mins	1	200	100.0	0	0.0	7.8	8.4
	McLeod	199	1 in 60 miles or 60 mins	2	199	100.0	0	0.0	6.1	6.6
	Meeker	512	1 in 60 miles or 60 mins	1	512	100.0	0	0.0	8.7	9.4
	Mille Lacs	305	1 in 60 miles or 60 mins	1	305	100.0	0	0.0	10.5	11.4
	Morrison	187	1 in 60 miles or 60 mins	1	187	100.0	0	0.0	10.4	11.3
	Mower	458	1 in 60 miles or 60 mins	1	458	100.0	0	0.0	8.5	9.3
	Murray	321	1 in 60 miles or 60 mins	1	321	100.0	0	0.0	9.2	10.0
	Nicollet	161	1 in 60 miles or 60 mins	1	161	100.0	0	0.0	5.7	6.2
	Nobles	268	1 in 60 miles or 60 mins	1	268	100.0	0	0.0	8.2	8.9
	Norman	286	1 in 60 miles or 60 mins	1	286	100.0	0	0.0	12.1	13.2
	Olmsted	706	1 in 60 miles or 60 mins	1	706	100.0	0	0.0	6.8	7.5
	Otter Tail	302	1 in 60 miles or 60 mins	3	302	100.0	0	0.0	11.3	12.2
	Pennington	145	1 in 60 miles or 60 mins	1	145	100.0	0	0.0	6.3	6.8
	Pine	298	1 in 60 miles or 60 mins	1	298	100.0	0	0.0	11.6	12.6
	Pipestone	106	1 in 60 miles or 60 mins	1	106	100.0	0	0.0	7.4	8.1
	Polk	156	1 in 60 miles or 60 mins	2	156	100.0	0	0.0	14.9	16.3
	Pope	232	1 in 60 miles or 60 mins	1	232	100.0	0	0.0	8.2	8.9
	Ramsey	2,586	1 in 60 miles or 60 mins	3	2,586	100.0	0	0.0	3.6	6.0
	Red Lake	346	1 in 60 miles or 60 mins	0	346	100.0	0	0.0	19.0	20.7
	Redwood	335	1 in 60 miles or 60 mins	1	335	100.0	0	0.0	11.5	12.5
	Renville	157	1 in 60 miles or 60 mins	1	157	100.0	0	0.0	10.3	11.2
	Rice	308	1 in 60 miles or 60 mins	1	308	100.0	0	0.0	5.5	5.9
	Rock	440	1 in 60 miles or 60 mins	1	440	100.0	0	0.0	6.8	7.3
	Roseau	347	1 in 60 miles or 60 mins	1	347	100.0	0	0.0	15.4	16.8
	Scott	601	1 in 60 miles or 60 mins	2	601	100.0	0	0.0	6.3	7.2
	Sherburne	498	1 in 60 miles or 60 mins	1	498	100.0	0	0.0	9.0	9.9
	Sibley	167	1 in 60 miles or 60 mins	1	167	100.0	0	0.0	10.0	10.9
	St. Louis	919	1 in 60 miles or 60 mins	7	919	100.0	0	0.0	7.6	8.8
	Stearns	798	1 in 60 miles or 60 mins	4	798	100.0	0	0.0	8.0	9.1
	Steele	191	1 in 60 miles or 60 mins	1	191	100.0	0	0.0	6.6	7.2
	Stevens	199	1 in 60 miles or 60 mins	1	199	100.0	0	0.0	6.7	7.3
	Swift	102	1 in 60 miles or 60 mins	1	102	100.0	0	0.0	16.4	17.9
	Todd	286	1 in 60 miles or 60 mins	2	286	100.0	0	0.0	9.3	10.2
	Traverse	259	1 in 60 miles or 60 mins	1	259	100.0	0	0.0	7.1	7.7
	Wabasha	104	1 in 60 miles or 60 mins	1	104	100.0	0	0.0	10.2	11.1
	Wadena	167	1 in 60 miles or 60 mins	0	167	100.0	0	0.0	9.4	10.2



Access Detail By County

July 1, 2024

Created by...  
Medica

Access Analysis

Mammography

Eligible / Provider Groups

National Proxy Census (Medica  
Applause MNN011)

Medica Applause MNN011  
Mammography (Medica Regional  
Service Area)

All Eligibles										
State Abbr	County	Eligible	Provider	Counts	With Access		Without Access		Average Distance	Average Time
		#	Standard	#	#	%	#	%	1	1
MN	Waseca	106	1 in 60 miles or 60 mins	1	106	100.0	0	0.0	7.3	7.9
	Washington	1,030	1 in 60 miles or 60 mins	1	1,030	100.0	0	0.0	7.2	8.8
	Watonwan	131	1 in 60 miles or 60 mins	2	131	100.0	0	0.0	5.8	6.3
	Wilkin	282	1 in 60 miles or 60 mins	1	282	100.0	0	0.0	11.7	12.8
	Winona	247	1 in 60 miles or 60 mins	1	247	100.0	0	0.0	9.2	10.0
	Wright	743	1 in 60 miles or 60 mins	3	743	100.0	0	0.0	9.3	10.3
	Yellow Medicine	199	1 in 60 miles or 60 mins	2	199	100.0	0	0.0	8.0	8.7
	<b>Grand Totals</b>	<b>35,677</b>	<b>1 in 60 miles or 60 mins</b>	<b>118</b>	<b>35,585</b>	<b>99.7</b>	<b>92</b>	<b>0.3</b>	<b>8.8</b>	<b>10.3</b>

© 2024 Quest Analytics, LLC.

# Nephrology/Medica Applause/MNN011

July 1, 2024

Created by...  
Medica

Medica Applause MNN011 Nephrology

260 providers at 215 locations

■ All providers

Nephrology

Employee Group

National Proxy Census (Medica Applause MNN011)

Provider Group

Medica Applause MNN011 Nephrology (Medica Regional Service Area)

35,677 eligible locations

◆ With access (35,413)

● Without access (264)

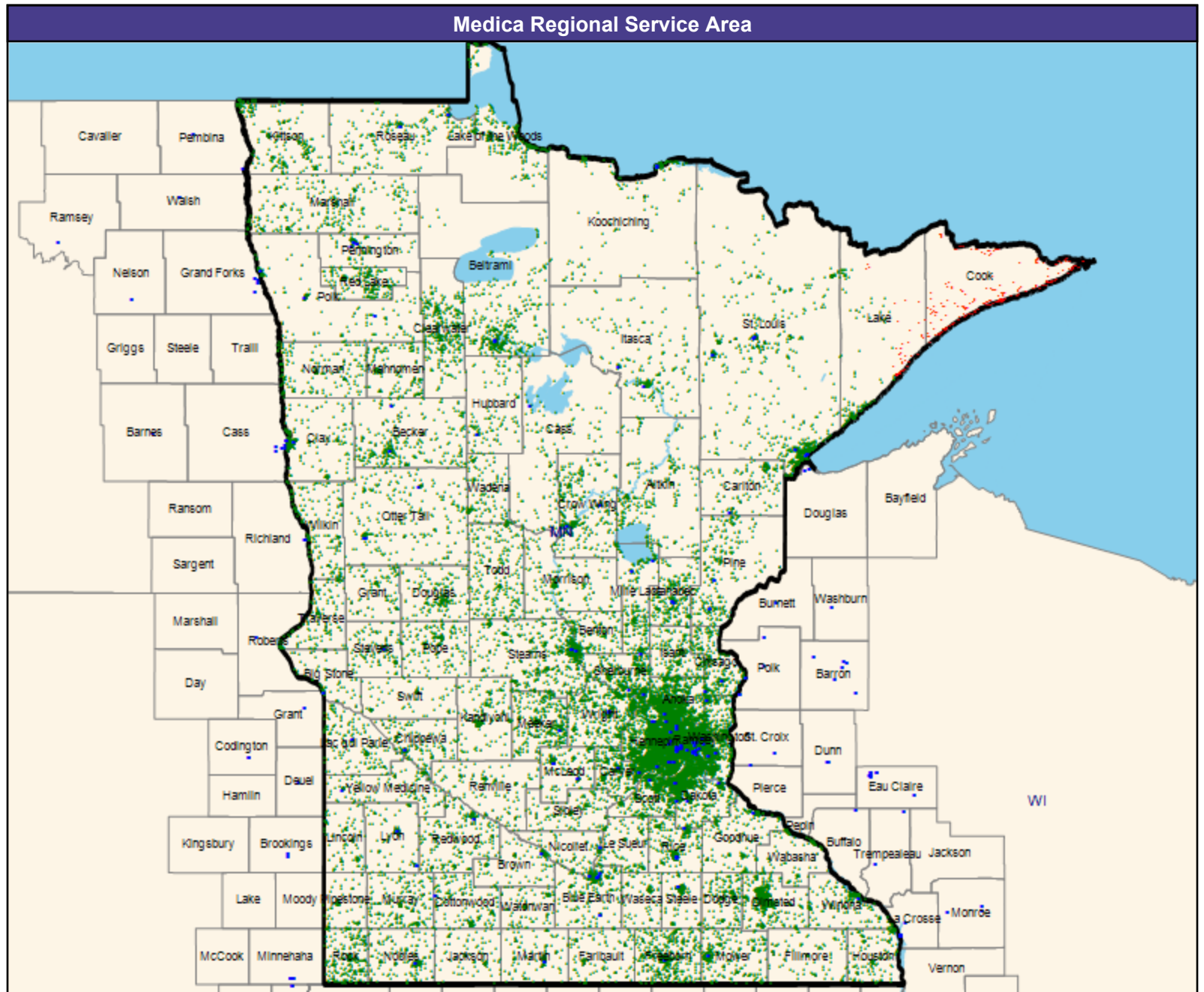
The Access Standard is defined as (National Proxy Census (Medica Applause MNN011)) eligibles accessing:

1 (Medica Applause MNN011 Nephrology (Medica Regional Service Area)) provider in 60 miles or 60 minutes

Service Areas

□ Medica Applause MNN011

62.17 miles



# Access Detail By County

July 1, 2024

Created by...  
Medica

Access Analysis  
Nephrology  
Eligible / Provider Groups  
National Proxy Census (Medica  
Applause MNN011)  
Medica Applause MNN011  
Nephrology (Medica Regional  
Service Area)

All Eligibles										
State Abbr	County	Eligible	Provider	Counts	With Access		Without Access		Average Distance	Average Time
		#	Standard	#	#	%	#	%	1	1
MN	Aitkin	287	1 in 60 miles or 60 mins	0	287	100.0	0	0.0	21.6	23.5
	Anoka	1,740	1 in 60 miles or 60 mins	8	1,740	100.0	0	0.0	6.1	7.9
	Becker	364	1 in 60 miles or 60 mins	5	364	100.0	0	0.0	9.5	10.5
	Beltrami	450	1 in 60 miles or 60 mins	23	450	100.0	0	0.0	13.1	14.2
	Benton	243	1 in 60 miles or 60 mins	0	243	100.0	0	0.0	8.8	9.9
	Big Stone	101	1 in 60 miles or 60 mins	1	101	100.0	0	0.0	10.7	11.6
	Blue Earth	347	1 in 60 miles or 60 mins	26	347	100.0	0	0.0	5.2	5.6
	Brown	135	1 in 60 miles or 60 mins	1	135	100.0	0	0.0	10.9	11.9
	Carlton	180	1 in 60 miles or 60 mins	1	180	100.0	0	0.0	15.5	16.9
	Carver	795	1 in 60 miles or 60 mins	2	795	100.0	0	0.0	5.5	6.1
	Cass	144	1 in 60 miles or 60 mins	1	144	100.0	0	0.0	19.7	21.5
	Chippewa	266	1 in 60 miles or 60 mins	1	266	100.0	0	0.0	8.8	9.5
	Chisago	271	1 in 60 miles or 60 mins	3	271	100.0	0	0.0	8.9	9.6
	Clay	324	1 in 60 miles or 60 mins	3	324	100.0	0	0.0	8.3	9.8
	Clearwater	387	1 in 60 miles or 60 mins	0	387	100.0	0	0.0	25.3	27.6
	Cook	212	1 in 60 miles or 60 mins	0	0	0.0	212	100.0	104.0	113.4
	Cottonwood	255	1 in 60 miles or 60 mins	2	255	100.0	0	0.0	20.4	22.2
	Crow Wing	348	1 in 60 miles or 60 mins	4	348	100.0	0	0.0	10.9	11.8
	Dakota	1,818	1 in 60 miles or 60 mins	27	1,818	100.0	0	0.0	5.1	6.7
	Dodge	218	1 in 60 miles or 60 mins	0	218	100.0	0	0.0	23.5	25.6
	Douglas	191	1 in 60 miles or 60 mins	0	191	100.0	0	0.0	40.3	43.9
	Faribault	151	1 in 60 miles or 60 mins	0	151	100.0	0	0.0	19.6	21.3
	Fillmore	112	1 in 60 miles or 60 mins	0	112	100.0	0	0.0	31.0	33.8
	Freeborn	668	1 in 60 miles or 60 mins	8	668	100.0	0	0.0	7.5	8.2
	Goodhue	227	1 in 60 miles or 60 mins	7	227	100.0	0	0.0	12.8	13.9
	Grant	127	1 in 60 miles or 60 mins	0	127	100.0	0	0.0	22.8	24.9
	Hennepin	5,098	1 in 60 miles or 60 mins	336	5,098	100.0	0	0.0	4.0	6.0
	Houston	192	1 in 60 miles or 60 mins	0	192	100.0	0	0.0	15.7	17.0
	Hubbard	110	1 in 60 miles or 60 mins	4	110	100.0	0	0.0	10.7	11.6
	Isanti	226	1 in 60 miles or 60 mins	0	226	100.0	0	0.0	16.4	17.8
	Itasca	216	1 in 60 miles or 60 mins	6	216	100.0	0	0.0	13.5	14.7
	Jackson	107	1 in 60 miles or 60 mins	0	107	100.0	0	0.0	25.0	27.2
	Kanabec	347	1 in 60 miles or 60 mins	5	347	100.0	0	0.0	5.8	6.3
	Kandiyohi	231	1 in 60 miles or 60 mins	0	231	100.0	0	0.0	35.6	38.8
	Kittson	356	1 in 60 miles or 60 mins	0	356	100.0	0	0.0	26.5	29.0
	Koochiching	219	1 in 60 miles or 60 mins	3	219	100.0	0	0.0	17.2	18.7
	Lac qui Parle	265	1 in 60 miles or 60 mins	2	265	100.0	0	0.0	8.6	9.4
	Lake	213	1 in 60 miles or 60 mins	0	161	75.6	52	24.4	45.6	51.1
	Lake of the Woods	339	1 in 60 miles or 60 mins	0	339	100.0	0	0.0	33.1	36.0
	Le Sueur	145	1 in 60 miles or 60 mins	0	145	100.0	0	0.0	14.6	15.9

# Access Detail By County

July 1, 2024

Created by...  
Medica

Access Analysis  
Nephrology  
Eligible / Provider Groups  
National Proxy Census (Medica Applause MNN011)  
Medica Applause MNN011  
Nephrology (Medica Regional Service Area)

All Eligibles										
State Abbr	County	Eligible	Provider	Counts	With Access		Without Access		Average Distance	Average Time
		#	Standard	#	#	%	#	%	1	1
MN	Lincoln	118	1 in 60 miles or 60 mins	0	118	100.0	0	0.0	21.7	23.7
	Lyon	136	1 in 60 miles or 60 mins	4	136	100.0	0	0.0	6.4	6.9
	Mahnomen	220	1 in 60 miles or 60 mins	0	220	100.0	0	0.0	18.0	21.0
	Marshall	388	1 in 60 miles or 60 mins	0	388	100.0	0	0.0	24.4	26.6
	Martin	200	1 in 60 miles or 60 mins	8	200	100.0	0	0.0	8.9	9.6
	McLeod	199	1 in 60 miles or 60 mins	6	199	100.0	0	0.0	6.0	6.5
	Meeker	512	1 in 60 miles or 60 mins	1	512	100.0	0	0.0	13.3	14.4
	Mille Lacs	305	1 in 60 miles or 60 mins	2	305	100.0	0	0.0	9.3	10.1
	Morrison	187	1 in 60 miles or 60 mins	0	187	100.0	0	0.0	25.4	27.7
	Mower	458	1 in 60 miles or 60 mins	7	458	100.0	0	0.0	8.9	9.6
	Murray	321	1 in 60 miles or 60 mins	0	321	100.0	0	0.0	18.2	19.8
	Nicollet	161	1 in 60 miles or 60 mins	2	161	100.0	0	0.0	4.9	5.3
	Nobles	268	1 in 60 miles or 60 mins	2	268	100.0	0	0.0	9.7	10.5
	Norman	286	1 in 60 miles or 60 mins	0	286	100.0	0	0.0	28.7	31.9
	Olmsted	706	1 in 60 miles or 60 mins	0	706	100.0	0	0.0	36.4	40.8
	Otter Tail	302	1 in 60 miles or 60 mins	8	302	100.0	0	0.0	14.1	15.3
	Pennington	145	1 in 60 miles or 60 mins	20	145	100.0	0	0.0	4.5	4.9
	Pine	298	1 in 60 miles or 60 mins	4	298	100.0	0	0.0	8.9	9.6
	Pipestone	106	1 in 60 miles or 60 mins	0	106	100.0	0	0.0	37.0	40.6
	Polk	156	1 in 60 miles or 60 mins	5	156	100.0	0	0.0	9.4	10.2
	Pope	232	1 in 60 miles or 60 mins	0	232	100.0	0	0.0	25.5	27.8
	Ramsey	2,586	1 in 60 miles or 60 mins	60	2,586	100.0	0	0.0	2.4	3.8
	Red Lake	346	1 in 60 miles or 60 mins	0	346	100.0	0	0.0	15.7	17.1
	Redwood	335	1 in 60 miles or 60 mins	1	335	100.0	0	0.0	10.8	11.7
	Renville	157	1 in 60 miles or 60 mins	0	157	100.0	0	0.0	19.6	21.4
	Rice	308	1 in 60 miles or 60 mins	6	308	100.0	0	0.0	5.7	6.2
	Rock	440	1 in 60 miles or 60 mins	0	440	100.0	0	0.0	27.9	31.5
	Roseau	347	1 in 60 miles or 60 mins	3	347	100.0	0	0.0	10.4	11.3
	Scott	601	1 in 60 miles or 60 mins	3	601	100.0	0	0.0	7.1	7.9
	Sherburne	498	1 in 60 miles or 60 mins	4	498	100.0	0	0.0	6.3	6.9
	Sibley	167	1 in 60 miles or 60 mins	0	167	100.0	0	0.0	15.8	17.2
	St. Louis	919	1 in 60 miles or 60 mins	30	919	100.0	0	0.0	11.5	12.8
	Stearns	798	1 in 60 miles or 60 mins	15	798	100.0	0	0.0	15.7	17.3
	Steele	191	1 in 60 miles or 60 mins	11	191	100.0	0	0.0	6.6	7.1
	Stevens	199	1 in 60 miles or 60 mins	4	199	100.0	0	0.0	6.9	7.5
	Swift	102	1 in 60 miles or 60 mins	0	102	100.0	0	0.0	25.0	27.2
	Todd	286	1 in 60 miles or 60 mins	0	286	100.0	0	0.0	40.7	44.4
	Traverse	259	1 in 60 miles or 60 mins	0	259	100.0	0	0.0	27.5	30.0
	Wabasha	104	1 in 60 miles or 60 mins	0	104	100.0	0	0.0	27.8	30.2
	Wadena	167	1 in 60 miles or 60 mins	0	167	100.0	0	0.0	25.5	27.7

### Access Detail By County

July 1, 2024

Created by...  
Medica

Access Analysis  
Nephrology  
  
Eligible / Provider Groups  
National Proxy Census (Medica  
Applause MNN011)  
Medica Applause MNN011  
Nephrology (Medica Regional  
Service Area)

All Eligibles										
State Abbr	County	Eligible	Provider	Counts	With Access		Without Access		Average Distance	Average Time
		#	Standard	#	#	%	#	%	1	1
MN	Waseca	106	1 in 60 miles or 60 mins	0	106	100.0	0	0.0	15.4	16.8
	Washington	1,030	1 in 60 miles or 60 mins	12	1,030	100.0	0	0.0	6.1	7.4
	Watonwan	131	1 in 60 miles or 60 mins	0	131	100.0	0	0.0	25.5	27.8
	Wilkin	282	1 in 60 miles or 60 mins	0	282	100.0	0	0.0	12.3	13.4
	Winona	247	1 in 60 miles or 60 mins	3	247	100.0	0	0.0	9.6	10.4
	Wright	743	1 in 60 miles or 60 mins	3	743	100.0	0	0.0	8.7	9.6
	Yellow Medicine	199	1 in 60 miles or 60 mins	3	199	100.0	0	0.0	13.4	14.6
	Grand Totals	35,677	1 in 60 miles or 60 mins	706	35,413	99.3	264	0.7	12.3	14.0

© 2024 Quest Analytics, LLC.

# Neurology and Neurological Surgery/Medica Applause/MNN011

July 1, 2024

Created by...  
Medica

Medica Applause MNN011 Neurology and Neurological Surgery

849 providers at 316 locations

■ All providers

Neurology and Neurological Surgery

Employee Group

National Proxy Census (Medica Applause MNN011)

Provider Group

Medica Applause MNN011 Neurology and Neurological Surgery (Medica Regional Service Area)

35,677 eligible locations

◆ With access (35,521)

● Without access (156)

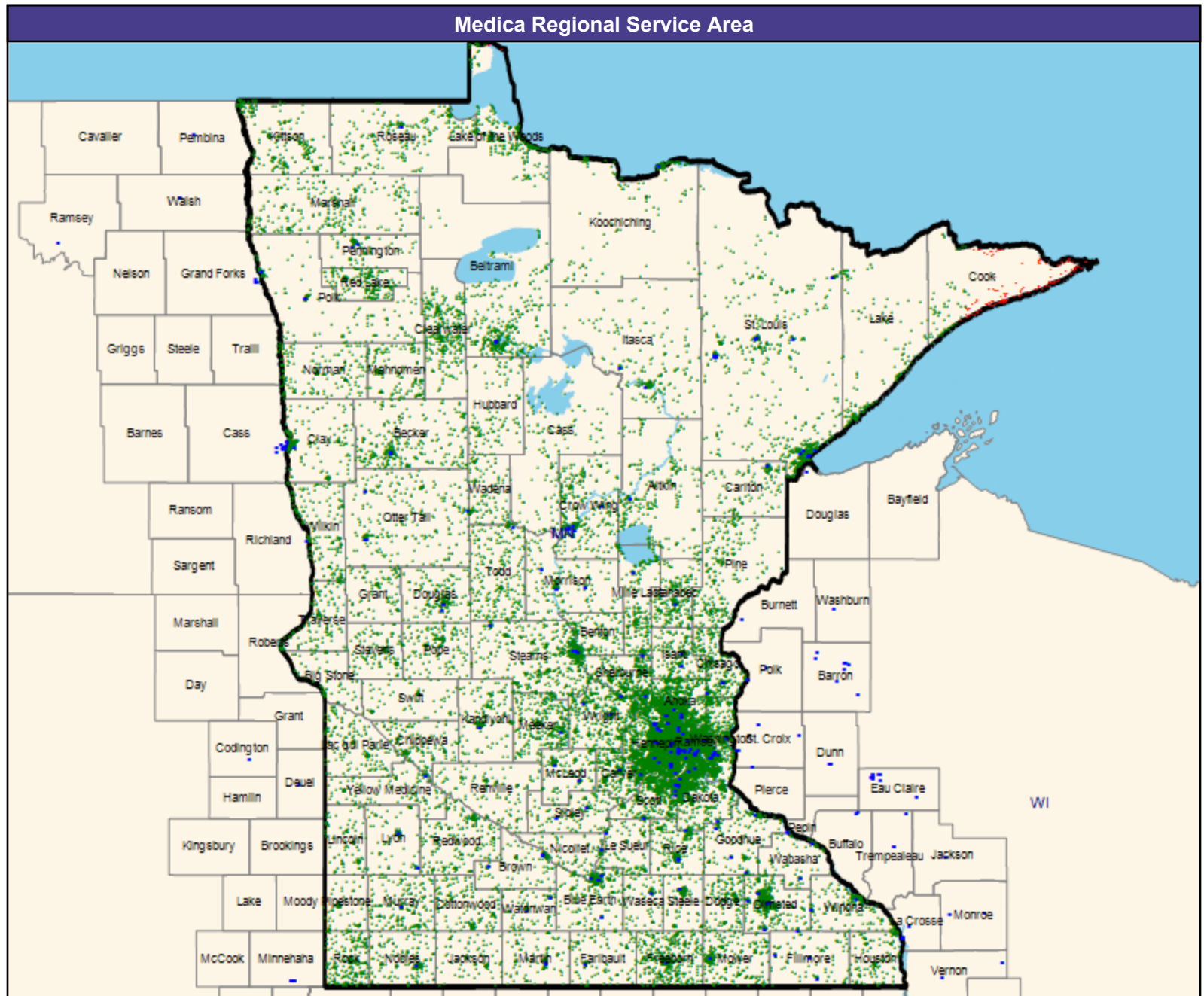
The Access Standard is defined as (National Proxy Census (Medica Applause MNN011)) eligibles accessing:

1 (Medica Applause MNN011 Neurology and Neurological Surgery (Medica Regional Service Area)) provider in 60 miles or 60 minutes

Service Areas

□ Medica Applause MNN011

62.17 miles



# Access Detail By County

July 1, 2024

Created by...  
Medica

Access Analysis  
Neurology and Neurological Surgery

Eligible / Provider Groups  
National Proxy Census (Medica  
Applause MNN011)  
Medica Applause MNN011  
Neurology and Neurological Surgery  
(Medica Regional Service Area)

All Eligibles										
State Abbr	County	Eligible	Provider	Counts	With Access		Without Access		Average Distance	Average Time
		#	Standard	#	#	%	#	%	1	1
MN	Aitkin	287	1 in 60 miles or 60 mins	1	287	100.0	0	0.0	16.6	18.1
	Anoka	1,740	1 in 60 miles or 60 mins	79	1,740	100.0	0	0.0	4.2	5.3
	Becker	364	1 in 60 miles or 60 mins	2	364	100.0	0	0.0	13.3	14.5
	Beltrami	450	1 in 60 miles or 60 mins	16	450	100.0	0	0.0	13.0	14.2
	Benton	243	1 in 60 miles or 60 mins	0	243	100.0	0	0.0	8.5	9.8
	Big Stone	101	1 in 60 miles or 60 mins	0	101	100.0	0	0.0	48.1	52.5
	Blue Earth	347	1 in 60 miles or 60 mins	113	347	100.0	0	0.0	4.9	5.3
	Brown	135	1 in 60 miles or 60 mins	7	135	100.0	0	0.0	6.4	6.9
	Carlton	180	1 in 60 miles or 60 mins	1	180	100.0	0	0.0	12.2	13.2
	Carver	795	1 in 60 miles or 60 mins	26	795	100.0	0	0.0	5.4	6.0
	Cass	144	1 in 60 miles or 60 mins	0	144	100.0	0	0.0	27.5	30.0
	Chippewa	266	1 in 60 miles or 60 mins	0	266	100.0	0	0.0	17.5	19.0
	Chisago	271	1 in 60 miles or 60 mins	25	271	100.0	0	0.0	8.3	9.0
	Clay	324	1 in 60 miles or 60 mins	1	324	100.0	0	0.0	7.8	8.7
	Clearwater	387	1 in 60 miles or 60 mins	0	387	100.0	0	0.0	27.8	30.2
	Cook	212	1 in 60 miles or 60 mins	0	61	28.8	151	71.2	71.7	78.2
	Cottonwood	255	1 in 60 miles or 60 mins	0	255	100.0	0	0.0	22.3	24.3
	Crow Wing	348	1 in 60 miles or 60 mins	54	348	100.0	0	0.0	10.0	10.9
	Dakota	1,818	1 in 60 miles or 60 mins	126	1,818	100.0	0	0.0	4.9	5.8
	Dodge	218	1 in 60 miles or 60 mins	0	218	100.0	0	0.0	10.9	11.8
	Douglas	191	1 in 60 miles or 60 mins	3	191	100.0	0	0.0	7.8	8.4
	Faribault	151	1 in 60 miles or 60 mins	5	151	100.0	0	0.0	11.9	13.0
	Fillmore	112	1 in 60 miles or 60 mins	4	112	100.0	0	0.0	7.1	7.7
	Freeborn	668	1 in 60 miles or 60 mins	15	668	100.0	0	0.0	7.5	8.1
	Goodhue	227	1 in 60 miles or 60 mins	53	227	100.0	0	0.0	5.1	5.6
	Grant	127	1 in 60 miles or 60 mins	0	127	100.0	0	0.0	24.3	26.5
	Hennepin	5,098	1 in 60 miles or 60 mins	721	5,098	100.0	0	0.0	2.9	4.5
	Houston	192	1 in 60 miles or 60 mins	0	192	100.0	0	0.0	15.3	16.6
	Hubbard	110	1 in 60 miles or 60 mins	0	110	100.0	0	0.0	29.9	32.6
	Isanti	226	1 in 60 miles or 60 mins	6	226	100.0	0	0.0	6.0	6.5
	Itasca	216	1 in 60 miles or 60 mins	15	216	100.0	0	0.0	13.5	14.7
	Jackson	107	1 in 60 miles or 60 mins	0	107	100.0	0	0.0	25.2	27.5
	Kanabec	347	1 in 60 miles or 60 mins	1	347	100.0	0	0.0	6.7	7.3
	Kandiyohi	231	1 in 60 miles or 60 mins	3	231	100.0	0	0.0	8.7	9.4
	Kittson	356	1 in 60 miles or 60 mins	0	356	100.0	0	0.0	36.9	40.3
	Koochiching	219	1 in 60 miles or 60 mins	2	219	100.0	0	0.0	17.4	18.9
	Lac qui Parle	265	1 in 60 miles or 60 mins	0	265	100.0	0	0.0	33.0	36.0
	Lake	213	1 in 60 miles or 60 mins	0	213	100.0	0	0.0	33.5	36.5
	Lake of the Woods	339	1 in 60 miles or 60 mins	0	334	98.5	5	1.5	48.1	52.5
	Le Sueur	145	1 in 60 miles or 60 mins	1	145	100.0	0	0.0	8.3	9.0

# Access Detail By County

July 1, 2024

Created by...  
Medica

Access Analysis  
Neurology and Neurological Surgery

Eligible / Provider Groups  
National Proxy Census (Medica Applause MNN011)  
Medica Applause MNN011  
Neurology and Neurological Surgery (Medica Regional Service Area)

All Eligibles										
State Abbr	County	Eligible	Provider	Counts	With Access		Without Access		Average Distance	Average Time
		#	Standard	#	#	%	#	%	1	1
MN	Lincoln	118	1 in 60 miles or 60 mins	0	118	100.0	0	0.0	27.2	29.6
	Lyon	136	1 in 60 miles or 60 mins	3	136	100.0	0	0.0	6.5	7.1
	Mahnomen	220	1 in 60 miles or 60 mins	0	220	100.0	0	0.0	35.6	38.8
	Marshall	388	1 in 60 miles or 60 mins	0	388	100.0	0	0.0	26.5	28.8
	Martin	200	1 in 60 miles or 60 mins	9	200	100.0	0	0.0	7.8	8.5
	McLeod	199	1 in 60 miles or 60 mins	26	199	100.0	0	0.0	5.9	6.4
	Meeker	512	1 in 60 miles or 60 mins	3	512	100.0	0	0.0	12.7	13.8
	Mille Lacs	305	1 in 60 miles or 60 mins	1	305	100.0	0	0.0	10.5	11.4
	Morrison	187	1 in 60 miles or 60 mins	6	187	100.0	0	0.0	7.4	8.1
	Mower	458	1 in 60 miles or 60 mins	16	458	100.0	0	0.0	6.6	7.1
	Murray	321	1 in 60 miles or 60 mins	1	321	100.0	0	0.0	9.6	10.4
	Nicollet	161	1 in 60 miles or 60 mins	7	161	100.0	0	0.0	4.6	5.0
	Nobles	268	1 in 60 miles or 60 mins	1	268	100.0	0	0.0	9.5	10.3
	Norman	286	1 in 60 miles or 60 mins	0	286	100.0	0	0.0	33.1	36.1
	Olmsted	706	1 in 60 miles or 60 mins	12	706	100.0	0	0.0	3.2	3.6
	Otter Tail	302	1 in 60 miles or 60 mins	21	302	100.0	0	0.0	12.7	13.8
	Pennington	145	1 in 60 miles or 60 mins	3	145	100.0	0	0.0	5.2	5.6
	Pine	298	1 in 60 miles or 60 mins	0	298	100.0	0	0.0	24.2	26.4
	Pipestone	106	1 in 60 miles or 60 mins	0	106	100.0	0	0.0	27.9	30.4
	Polk	156	1 in 60 miles or 60 mins	5	156	100.0	0	0.0	17.7	19.3
	Pope	232	1 in 60 miles or 60 mins	0	232	100.0	0	0.0	18.4	20.0
	Ramsey	2,586	1 in 60 miles or 60 mins	221	2,586	100.0	0	0.0	2.3	3.6
	Red Lake	346	1 in 60 miles or 60 mins	0	346	100.0	0	0.0	20.2	22.0
	Redwood	335	1 in 60 miles or 60 mins	0	335	100.0	0	0.0	18.6	20.2
	Renville	157	1 in 60 miles or 60 mins	0	157	100.0	0	0.0	21.6	23.5
	Rice	308	1 in 60 miles or 60 mins	14	308	100.0	0	0.0	5.5	5.9
	Rock	440	1 in 60 miles or 60 mins	0	440	100.0	0	0.0	27.5	30.7
	Roseau	347	1 in 60 miles or 60 mins	2	347	100.0	0	0.0	15.5	16.9
	Scott	601	1 in 60 miles or 60 mins	12	601	100.0	0	0.0	7.1	8.0
	Sherburne	498	1 in 60 miles or 60 mins	17	498	100.0	0	0.0	6.6	7.2
	Sibley	167	1 in 60 miles or 60 mins	7	167	100.0	0	0.0	6.9	7.5
	St. Louis	919	1 in 60 miles or 60 mins	86	919	100.0	0	0.0	7.8	8.6
	Stearns	798	1 in 60 miles or 60 mins	42	798	100.0	0	0.0	10.5	12.1
	Steele	191	1 in 60 miles or 60 mins	28	191	100.0	0	0.0	6.5	7.1
	Stevens	199	1 in 60 miles or 60 mins	0	199	100.0	0	0.0	39.4	42.9
	Swift	102	1 in 60 miles or 60 mins	0	102	100.0	0	0.0	37.0	40.3
	Todd	286	1 in 60 miles or 60 mins	1	286	100.0	0	0.0	14.1	15.3
	Traverse	259	1 in 60 miles or 60 mins	0	259	100.0	0	0.0	36.2	39.5
	Wabasha	104	1 in 60 miles or 60 mins	4	104	100.0	0	0.0	5.1	5.5
	Wadena	167	1 in 60 miles or 60 mins	0	167	100.0	0	0.0	11.5	12.5



# Access Detail By County

July 1, 2024

Created by...  
Medica

Access Analysis  
Neurology and Neurological Surgery

Eligible / Provider Groups  
National Proxy Census (Medica  
Applause MNN011)  
Medica Applause MNN011  
Neurology and Neurological Surgery  
(Medica Regional Service Area)

All Eligibles										
State Abbr	County	Eligible	Provider	Counts	With Access		Without Access		Average Distance	Average Time
		#	Standard	#	#	%	#	%	1	1
MN	Waseca	106	1 in 60 miles or 60 mins	7	106	100.0	0	0.0	6.7	7.3
	Washington	1,030	1 in 60 miles or 60 mins	81	1,030	100.0	0	0.0	4.7	5.7
	Watonwan	131	1 in 60 miles or 60 mins	8	131	100.0	0	0.0	5.8	6.3
	Wilkin	282	1 in 60 miles or 60 mins	0	282	100.0	0	0.0	11.3	12.3
	Winona	247	1 in 60 miles or 60 mins	3	247	100.0	0	0.0	5.3	5.8
	Wright	743	1 in 60 miles or 60 mins	8	743	100.0	0	0.0	6.8	7.4
	Yellow Medicine	199	1 in 60 miles or 60 mins	8	199	100.0	0	0.0	14.5	15.8
	<b>Grand Totals</b>	<b>35,677</b>	<b>1 in 60 miles or 60 mins</b>	<b>1,943</b>	<b>35,521</b>	<b>99.6</b>	<b>156</b>	<b>0.4</b>	<b>10.8</b>	<b>12.2</b>

© 2024 Quest Analytics, LLC.

# Obstetrics and Gynecology Physician, Certified Nurse Midwives, Professional Midwives, and/or OB/GYN

July 1, 2024

Created by...  
Medica

Medica Applause MNN011 Obstetrics & Gyn Physicians, Midwife

1,476 providers at 622 locations

■ All providers

Obstetrics & Gyn Physicians, Midwife

Employee Group

National Proxy Census (Medica Applause MNN011)

Provider Group

Medica Applause MNN011 Obstetrics & Gyn Physicians, Midwife (Medica Regional Service Area)

35,677 eligible locations

◆ With access (35,442)

● Without access (235)

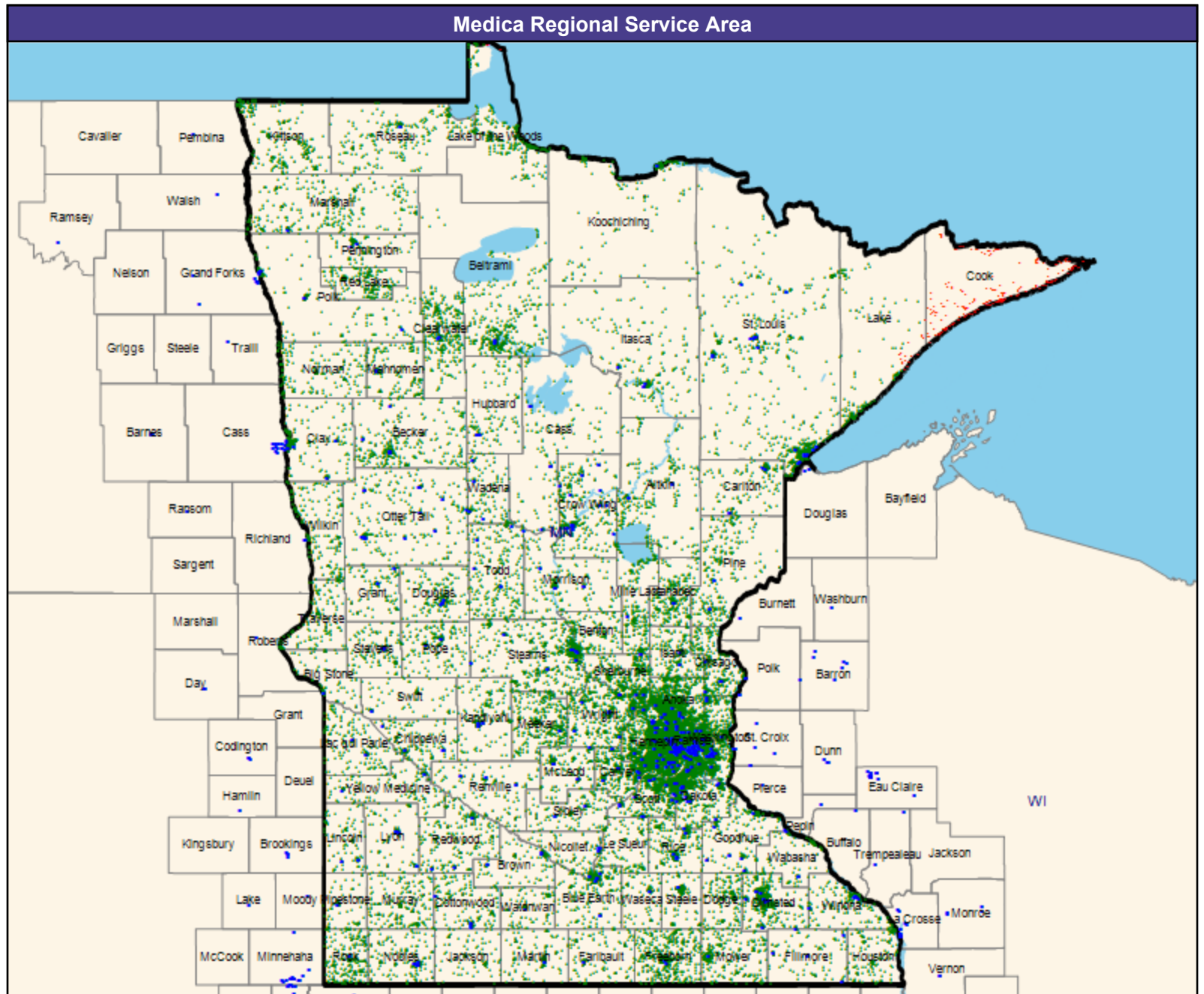
The Access Standard is defined as (National Proxy Census (Medica Applause MNN011)) eligibles accessing:

1 (Medica Applause MNN011 Obstetrics & Gyn Physicians, Midwife (Medica Regional Service Area)) provider in 60 miles or 60 minutes

Service Areas

□ Medica Applause MNN011

62.17 miles



# Access Detail By County

July 1, 2024

Created by...  
Medica

Access Analysis  
Obstetrics & Gyn Physicians, Midwife

Eligible / Provider Groups

National Proxy Census (Medica  
Applause MNN011)

Medica Applause MNN011  
Obstetrics & Gyn Physicians,  
Midwife (Medica Regional Service  
Area)

All Eligibles										
State Abbr	County	Eligible	Provider	Counts	With Access		Without Access		Average Distance	Average Time
		#	Standard	#	#	%	#	%	1	1
MN	Aitkin	287	1 in 60 miles or 60 mins	50	287	100.0	0	0.0	10.9	11.8
	Anoka	1,740	1 in 60 miles or 60 mins	482	1,740	100.0	0	0.0	3.6	4.4
	Becker	364	1 in 60 miles or 60 mins	84	364	100.0	0	0.0	7.8	8.5
	Beltrami	450	1 in 60 miles or 60 mins	127	450	100.0	0	0.0	12.9	14.0
	Benton	243	1 in 60 miles or 60 mins	53	243	100.0	0	0.0	7.0	7.7
	Big Stone	101	1 in 60 miles or 60 mins	3	101	100.0	0	0.0	10.5	11.5
	Blue Earth	347	1 in 60 miles or 60 mins	205	347	100.0	0	0.0	5.0	5.4
	Brown	135	1 in 60 miles or 60 mins	144	135	100.0	0	0.0	6.6	7.1
	Carlton	180	1 in 60 miles or 60 mins	57	180	100.0	0	0.0	6.0	6.6
	Carver	795	1 in 60 miles or 60 mins	264	795	100.0	0	0.0	2.6	2.9
	Cass	144	1 in 60 miles or 60 mins	45	144	100.0	0	0.0	11.3	12.3
	Chippewa	266	1 in 60 miles or 60 mins	33	266	100.0	0	0.0	3.9	4.2
	Chisago	271	1 in 60 miles or 60 mins	219	271	100.0	0	0.0	5.3	5.7
	Clay	324	1 in 60 miles or 60 mins	66	324	100.0	0	0.0	3.9	4.3
	Clearwater	387	1 in 60 miles or 60 mins	8	387	100.0	0	0.0	10.4	11.3
	Cook	212	1 in 60 miles or 60 mins	0	0	0.0	212	100.0	89.3	97.3
	Cottonwood	255	1 in 60 miles or 60 mins	19	255	100.0	0	0.0	6.2	6.8
	Crow Wing	348	1 in 60 miles or 60 mins	175	348	100.0	0	0.0	4.4	4.8
	Dakota	1,818	1 in 60 miles or 60 mins	938	1,818	100.0	0	0.0	2.6	3.3
	Dodge	218	1 in 60 miles or 60 mins	0	218	100.0	0	0.0	10.7	11.6
	Douglas	191	1 in 60 miles or 60 mins	133	191	100.0	0	0.0	6.3	6.8
	Faribault	151	1 in 60 miles or 60 mins	9	151	100.0	0	0.0	11.9	12.9
	Fillmore	112	1 in 60 miles or 60 mins	38	112	100.0	0	0.0	5.5	6.0
	Freeborn	668	1 in 60 miles or 60 mins	88	668	100.0	0	0.0	7.1	7.8
	Goodhue	227	1 in 60 miles or 60 mins	230	227	100.0	0	0.0	3.8	4.1
	Grant	127	1 in 60 miles or 60 mins	9	127	100.0	0	0.0	9.8	10.6
	Hennepin	5,098	1 in 60 miles or 60 mins	3,481	5,098	100.0	0	0.0	1.8	2.8
	Houston	192	1 in 60 miles or 60 mins	0	192	100.0	0	0.0	11.6	12.6
	Hubbard	110	1 in 60 miles or 60 mins	47	110	100.0	0	0.0	10.1	11.0
	Isanti	226	1 in 60 miles or 60 mins	99	226	100.0	0	0.0	5.6	6.1
	Itasca	216	1 in 60 miles or 60 mins	76	216	100.0	0	0.0	13.0	14.2
	Jackson	107	1 in 60 miles or 60 mins	0	107	100.0	0	0.0	16.3	17.7
	Kanabec	347	1 in 60 miles or 60 mins	14	347	100.0	0	0.0	6.3	6.8
	Kandiyohi	231	1 in 60 miles or 60 mins	98	231	100.0	0	0.0	7.0	7.6
	Kittson	356	1 in 60 miles or 60 mins	0	356	100.0	0	0.0	33.2	36.3
	Koochiching	219	1 in 60 miles or 60 mins	30	219	100.0	0	0.0	17.2	18.7
	Lac qui Parle	265	1 in 60 miles or 60 mins	12	265	100.0	0	0.0	5.7	6.1
	Lake	213	1 in 60 miles or 60 mins	0	195	91.5	18	8.5	37.6	41.0
	Lake of the Woods	339	1 in 60 miles or 60 mins	0	334	98.5	5	1.5	48.1	52.5
	Le Sueur	145	1 in 60 miles or 60 mins	0	145	100.0	0	0.0	9.0	9.8

# Access Detail By County

July 1, 2024

Created by...  
Medica

Access Analysis  
Obstetrics & Gyn Physicians, Midwife

Eligible / Provider Groups  
National Proxy Census (Medica Applause MNN011)  
Medica Applause MNN011  
Obstetrics & Gyn Physicians, Midwife (Medica Regional Service Area)

All Eligibles										
State Abbr	County	Eligible	Provider	Counts	With Access		Without Access		Average Distance	Average Time
		#	Standard	#	#	%	#	%	1	1
MN	Lincoln	118	1 in 60 miles or 60 mins	9	118	100.0	0	0.0	9.8	10.6
	Lyon	136	1 in 60 miles or 60 mins	88	136	100.0	0	0.0	5.4	5.9
	Mahnomen	220	1 in 60 miles or 60 mins	5	220	100.0	0	0.0	8.7	9.5
	Marshall	388	1 in 60 miles or 60 mins	3	388	100.0	0	0.0	17.4	18.9
	Martin	200	1 in 60 miles or 60 mins	79	200	100.0	0	0.0	8.1	8.8
	McLeod	199	1 in 60 miles or 60 mins	60	199	100.0	0	0.0	4.2	4.5
	Meeker	512	1 in 60 miles or 60 mins	6	512	100.0	0	0.0	11.5	12.5
	Mille Lacs	305	1 in 60 miles or 60 mins	5	305	100.0	0	0.0	9.7	10.5
	Morrison	187	1 in 60 miles or 60 mins	70	187	100.0	0	0.0	6.7	7.3
	Mower	458	1 in 60 miles or 60 mins	110	458	100.0	0	0.0	6.6	7.1
	Murray	321	1 in 60 miles or 60 mins	0	321	100.0	0	0.0	16.4	17.8
	Nicollet	161	1 in 60 miles or 60 mins	37	161	100.0	0	0.0	4.3	4.6
	Nobles	268	1 in 60 miles or 60 mins	125	268	100.0	0	0.0	7.8	8.5
	Norman	286	1 in 60 miles or 60 mins	0	286	100.0	0	0.0	22.6	24.6
	Olmsted	706	1 in 60 miles or 60 mins	225	706	100.0	0	0.0	2.9	3.2
	Otter Tail	302	1 in 60 miles or 60 mins	197	302	100.0	0	0.0	5.8	6.2
	Pennington	145	1 in 60 miles or 60 mins	38	145	100.0	0	0.0	5.2	5.6
	Pine	298	1 in 60 miles or 60 mins	17	298	100.0	0	0.0	9.2	10.0
	Pipestone	106	1 in 60 miles or 60 mins	39	106	100.0	0	0.0	6.6	7.2
	Polk	156	1 in 60 miles or 60 mins	39	156	100.0	0	0.0	9.0	9.8
	Pope	232	1 in 60 miles or 60 mins	18	232	100.0	0	0.0	5.9	6.4
	Ramsey	2,586	1 in 60 miles or 60 mins	1,669	2,586	100.0	0	0.0	1.3	2.0
	Red Lake	346	1 in 60 miles or 60 mins	0	346	100.0	0	0.0	18.7	20.4
	Redwood	335	1 in 60 miles or 60 mins	5	335	100.0	0	0.0	6.9	7.5
	Renville	157	1 in 60 miles or 60 mins	12	157	100.0	0	0.0	6.6	7.1
	Rice	308	1 in 60 miles or 60 mins	129	308	100.0	0	0.0	4.4	4.7
	Rock	440	1 in 60 miles or 60 mins	24	440	100.0	0	0.0	6.5	7.0
	Roseau	347	1 in 60 miles or 60 mins	3	347	100.0	0	0.0	15.5	16.9
	Scott	601	1 in 60 miles or 60 mins	243	601	100.0	0	0.0	3.1	3.5
	Sherburne	498	1 in 60 miles or 60 mins	129	498	100.0	0	0.0	5.9	6.3
	Sibley	167	1 in 60 miles or 60 mins	41	167	100.0	0	0.0	6.7	7.3
	St. Louis	919	1 in 60 miles or 60 mins	434	919	100.0	0	0.0	7.3	8.0
	Stearns	798	1 in 60 miles or 60 mins	277	798	100.0	0	0.0	6.4	7.1
	Steele	191	1 in 60 miles or 60 mins	117	191	100.0	0	0.0	6.5	7.1
	Stevens	199	1 in 60 miles or 60 mins	31	199	100.0	0	0.0	6.6	7.1
	Swift	102	1 in 60 miles or 60 mins	2	102	100.0	0	0.0	15.1	16.4
	Todd	286	1 in 60 miles or 60 mins	45	286	100.0	0	0.0	7.6	8.3
	Traverse	259	1 in 60 miles or 60 mins	0	259	100.0	0	0.0	26.5	28.9
	Wabasha	104	1 in 60 miles or 60 mins	22	104	100.0	0	0.0	8.5	9.2
	Wadena	167	1 in 60 miles or 60 mins	40	167	100.0	0	0.0	4.7	5.1

### Access Detail By County

July 1, 2024

Created by...  
Medica

Access Analysis  
Obstetrics & Gyn Physicians, Midwife  
Eligible / Provider Groups  
National Proxy Census (Medica Applause MNN011)  
Medica Applause MNN011  
Obstetrics & Gyn Physicians, Midwife (Medica Regional Service Area)

All Eligibles										
State Abbr	County	Eligible	Provider	Counts	With Access		Without Access		Average Distance	Average Time
		#	Standard	#	#	%	#	%	1	1
MN	Waseca	106	1 in 60 miles or 60 mins	12	106	100.0	0	0.0	6.7	7.3
	Washington	1,030	1 in 60 miles or 60 mins	478	1,030	100.0	0	0.0	3.1	3.7
	Watonwan	131	1 in 60 miles or 60 mins	13	131	100.0	0	0.0	8.7	9.5
	Wilkin	282	1 in 60 miles or 60 mins	0	282	100.0	0	0.0	9.9	10.7
	Winona	247	1 in 60 miles or 60 mins	48	247	100.0	0	0.0	4.4	4.8
	Wright	743	1 in 60 miles or 60 mins	242	743	100.0	0	0.0	3.8	4.2
	Yellow Medicine	199	1 in 60 miles or 60 mins	28	199	100.0	0	0.0	8.0	8.7
	Grand Totals		35,677	1 in 60 miles or 60 mins	12,550	35,442	99.3	235	0.7	7.3

# Oncology Medical/Surgical/Medica Applause/MNN011

July 1, 2024

Created by...  
Medica

Medica Applause MNN011 Oncology Medical/Surgical

375 providers at 244 locations

■ All providers

Oncology Medical/Surgical

Employee Group

National Proxy Census (Medica Applause MNN011)

Provider Group

Medica Applause MNN011 Oncology Medical/Surgical (Medica Regional Service Area)

35,677 eligible locations

◆ With access (35,408)

● Without access (269)

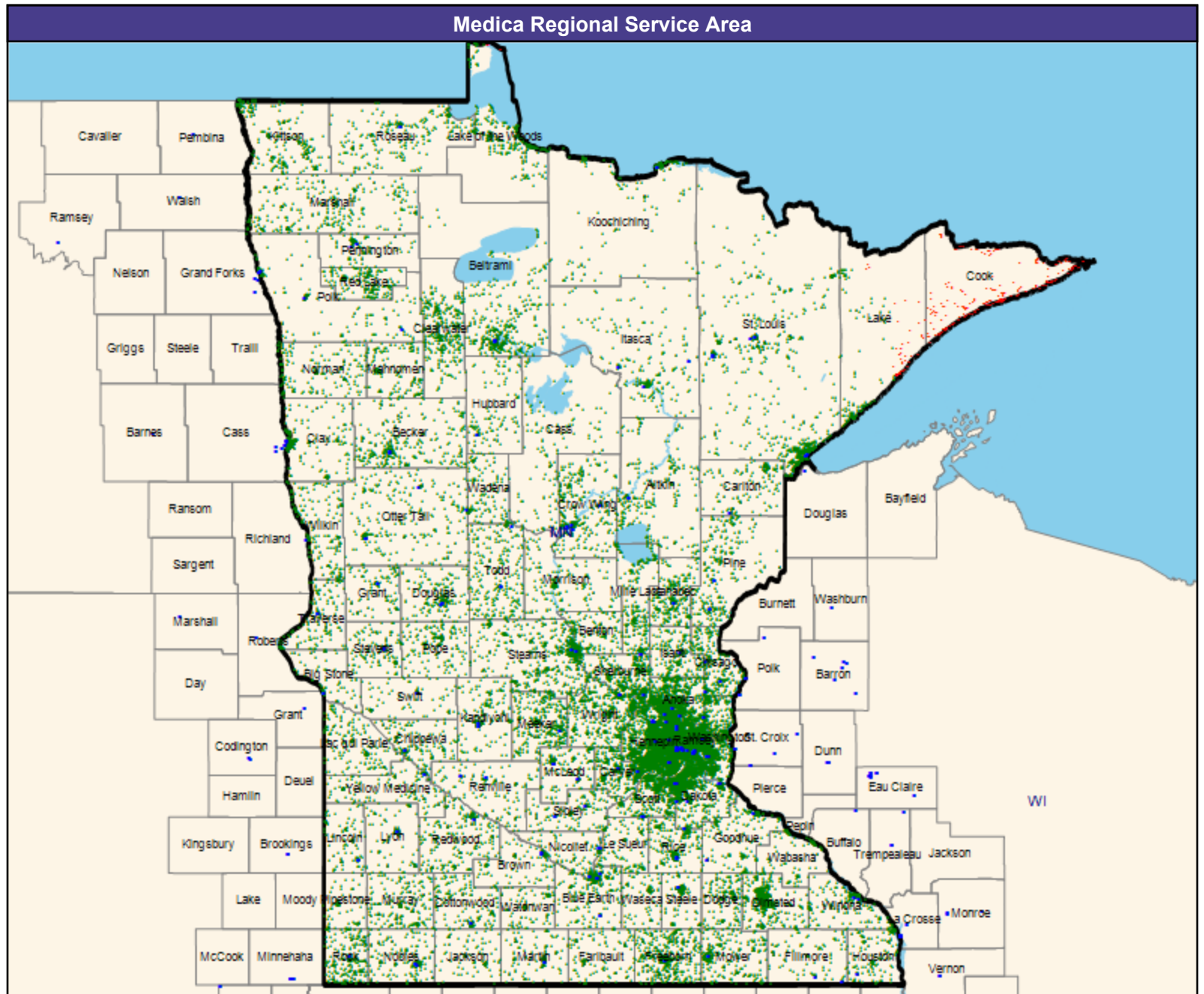
The Access Standard is defined as (National Proxy Census (Medica Applause MNN011)) eligibles accessing:

1 (Medica Applause MNN011 Oncology Medical/Surgical (Medica Regional Service Area)) provider in 60 miles or 60 minutes

Service Areas

□ Medica Applause MNN011

62.17 miles



# Access Detail By County

July 1, 2024

Created by...  
Medica

Access Analysis  
Oncology Medical/Surgical  
Eligible / Provider Groups  
National Proxy Census (Medica  
Applause MNN011)  
Medica Applause MNN011  
Oncology Medical/Surgical (Medica  
Regional Service Area)

All Eligibles										
State Abbr	County	Eligible	Provider	Counts	With Access		Without Access		Average Distance	Average Time
		#	Standard	#	#	%	#	%	1	1
MN	Aitkin	287	1 in 60 miles or 60 mins	2	287	100.0	0	0.0	16.3	17.7
	Anoka	1,740	1 in 60 miles or 60 mins	151	1,740	100.0	0	0.0	4.4	5.4
	Becker	364	1 in 60 miles or 60 mins	4	364	100.0	0	0.0	10.9	11.9
	Beltrami	450	1 in 60 miles or 60 mins	18	450	100.0	0	0.0	13.0	14.2
	Benton	243	1 in 60 miles or 60 mins	0	243	100.0	0	0.0	8.9	10.4
	Big Stone	101	1 in 60 miles or 60 mins	1	101	100.0	0	0.0	10.5	11.4
	Blue Earth	347	1 in 60 miles or 60 mins	13	347	100.0	0	0.0	5.2	5.7
	Brown	135	1 in 60 miles or 60 mins	5	135	100.0	0	0.0	10.7	11.6
	Carlton	180	1 in 60 miles or 60 mins	1	180	100.0	0	0.0	15.6	16.9
	Carver	795	1 in 60 miles or 60 mins	76	795	100.0	0	0.0	5.5	6.0
	Cass	144	1 in 60 miles or 60 mins	0	144	100.0	0	0.0	24.9	27.1
	Chippewa	266	1 in 60 miles or 60 mins	3	266	100.0	0	0.0	6.7	7.2
	Chisago	271	1 in 60 miles or 60 mins	114	271	100.0	0	0.0	5.4	5.9
	Clay	324	1 in 60 miles or 60 mins	0	324	100.0	0	0.0	9.4	10.8
	Clearwater	387	1 in 60 miles or 60 mins	0	387	100.0	0	0.0	21.0	22.8
	Cook	212	1 in 60 miles or 60 mins	0	0	0.0	212	100.0	104.0	113.4
	Cottonwood	255	1 in 60 miles or 60 mins	1	255	100.0	0	0.0	11.9	13.0
	Crow Wing	348	1 in 60 miles or 60 mins	18	348	100.0	0	0.0	10.1	11.0
	Dakota	1,818	1 in 60 miles or 60 mins	144	1,818	100.0	0	0.0	5.1	6.6
	Dodge	218	1 in 60 miles or 60 mins	0	218	100.0	0	0.0	21.9	23.8
	Douglas	191	1 in 60 miles or 60 mins	2	191	100.0	0	0.0	7.6	8.2
	Faribault	151	1 in 60 miles or 60 mins	0	151	100.0	0	0.0	19.6	21.3
	Fillmore	112	1 in 60 miles or 60 mins	2	112	100.0	0	0.0	16.6	18.1
	Freeborn	668	1 in 60 miles or 60 mins	7	668	100.0	0	0.0	7.5	8.2
	Goodhue	227	1 in 60 miles or 60 mins	7	227	100.0	0	0.0	10.4	11.4
	Grant	127	1 in 60 miles or 60 mins	1	127	100.0	0	0.0	10.8	11.8
	Hennepin	5,098	1 in 60 miles or 60 mins	625	5,098	100.0	0	0.0	4.0	6.2
	Houston	192	1 in 60 miles or 60 mins	1	192	100.0	0	0.0	9.7	10.5
	Hubbard	110	1 in 60 miles or 60 mins	2	110	100.0	0	0.0	12.2	13.3
	Isanti	226	1 in 60 miles or 60 mins	2	226	100.0	0	0.0	6.9	7.5
	Itasca	216	1 in 60 miles or 60 mins	6	216	100.0	0	0.0	12.1	13.1
	Jackson	107	1 in 60 miles or 60 mins	0	107	100.0	0	0.0	17.7	19.3
	Kanabec	347	1 in 60 miles or 60 mins	5	347	100.0	0	0.0	6.4	7.0
	Kandiyohi	231	1 in 60 miles or 60 mins	18	231	100.0	0	0.0	8.1	8.8
	Kittson	356	1 in 60 miles or 60 mins	0	356	100.0	0	0.0	36.9	40.3
	Koochiching	219	1 in 60 miles or 60 mins	2	219	100.0	0	0.0	17.4	18.9
	Lac qui Parle	265	1 in 60 miles or 60 mins	0	265	100.0	0	0.0	20.8	22.6
	Lake	213	1 in 60 miles or 60 mins	0	161	75.6	52	24.4	45.7	52.3
	Lake of the Woods	339	1 in 60 miles or 60 mins	0	334	98.5	5	1.5	48.1	52.4
	Le Sueur	145	1 in 60 miles or 60 mins	0	145	100.0	0	0.0	10.0	10.9

# Access Detail By County

July 1, 2024

Created by...  
Medica

Access Analysis  
Oncology Medical/Surgical

Eligible / Provider Groups  
National Proxy Census (Medica Applause MNN011)  
Medica Applause MNN011  
Oncology Medical/Surgical (Medica Regional Service Area)

All Eligibles										
State Abbr	County	Eligible	Provider	Counts	With Access		Without Access		Average Distance	Average Time
		#	Standard	#	#	%	#	%	1	1
MN	Lincoln	118	1 in 60 miles or 60 mins	2	118	100.0	0	0.0	14.0	15.3
	Lyon	136	1 in 60 miles or 60 mins	4	136	100.0	0	0.0	8.7	9.5
	Mahnomen	220	1 in 60 miles or 60 mins	0	220	100.0	0	0.0	23.6	25.7
	Marshall	388	1 in 60 miles or 60 mins	0	388	100.0	0	0.0	26.5	28.8
	Martin	200	1 in 60 miles or 60 mins	7	200	100.0	0	0.0	8.7	9.5
	McLeod	199	1 in 60 miles or 60 mins	8	199	100.0	0	0.0	5.8	6.3
	Meeker	512	1 in 60 miles or 60 mins	3	512	100.0	0	0.0	13.0	14.1
	Mille Lacs	305	1 in 60 miles or 60 mins	0	305	100.0	0	0.0	15.9	17.4
	Morrison	187	1 in 60 miles or 60 mins	0	187	100.0	0	0.0	22.1	24.5
	Mower	458	1 in 60 miles or 60 mins	6	458	100.0	0	0.0	8.7	9.5
	Murray	321	1 in 60 miles or 60 mins	0	321	100.0	0	0.0	24.7	26.9
	Nicollet	161	1 in 60 miles or 60 mins	3	161	100.0	0	0.0	4.5	4.9
	Nobles	268	1 in 60 miles or 60 mins	12	268	100.0	0	0.0	8.2	8.9
	Norman	286	1 in 60 miles or 60 mins	0	286	100.0	0	0.0	31.8	34.6
	Olmsted	706	1 in 60 miles or 60 mins	0	706	100.0	0	0.0	35.4	39.7
	Otter Tail	302	1 in 60 miles or 60 mins	19	302	100.0	0	0.0	11.2	12.2
	Pennington	145	1 in 60 miles or 60 mins	6	145	100.0	0	0.0	5.2	5.6
	Pine	298	1 in 60 miles or 60 mins	6	298	100.0	0	0.0	9.3	10.1
	Pipestone	106	1 in 60 miles or 60 mins	0	106	100.0	0	0.0	21.4	23.3
	Polk	156	1 in 60 miles or 60 mins	8	156	100.0	0	0.0	9.4	10.2
	Pope	232	1 in 60 miles or 60 mins	0	232	100.0	0	0.0	16.8	18.2
	Ramsey	2,586	1 in 60 miles or 60 mins	203	2,586	100.0	0	0.0	2.9	4.8
	Red Lake	346	1 in 60 miles or 60 mins	0	346	100.0	0	0.0	18.7	20.4
	Redwood	335	1 in 60 miles or 60 mins	2	335	100.0	0	0.0	13.4	14.5
	Renville	157	1 in 60 miles or 60 mins	7	157	100.0	0	0.0	9.1	9.9
	Rice	308	1 in 60 miles or 60 mins	14	308	100.0	0	0.0	5.3	5.7
	Rock	440	1 in 60 miles or 60 mins	1	440	100.0	0	0.0	7.2	7.8
	Roseau	347	1 in 60 miles or 60 mins	3	347	100.0	0	0.0	15.5	16.9
	Scott	601	1 in 60 miles or 60 mins	5	601	100.0	0	0.0	7.7	8.8
	Sherburne	498	1 in 60 miles or 60 mins	96	498	100.0	0	0.0	6.6	7.3
	Sibley	167	1 in 60 miles or 60 mins	5	167	100.0	0	0.0	7.5	8.2
	St. Louis	919	1 in 60 miles or 60 mins	44	919	100.0	0	0.0	12.0	13.6
	Stearns	798	1 in 60 miles or 60 mins	18	798	100.0	0	0.0	13.2	15.1
	Steele	191	1 in 60 miles or 60 mins	4	191	100.0	0	0.0	6.6	7.1
	Stevens	199	1 in 60 miles or 60 mins	3	199	100.0	0	0.0	6.7	7.3
	Swift	102	1 in 60 miles or 60 mins	1	102	100.0	0	0.0	12.3	13.4
	Todd	286	1 in 60 miles or 60 mins	3	286	100.0	0	0.0	10.3	11.2
	Traverse	259	1 in 60 miles or 60 mins	1	259	100.0	0	0.0	7.6	8.2
	Wabasha	104	1 in 60 miles or 60 mins	0	104	100.0	0	0.0	27.4	29.9
	Wadena	167	1 in 60 miles or 60 mins	0	167	100.0	0	0.0	9.4	10.2



### Access Detail By County

July 1, 2024

Created by...  
Medica

Access Analysis  
Oncology Medical/Surgical

Eligible / Provider Groups  
National Proxy Census (Medica  
Applause MNN011)  
Medica Applause MNN011  
Oncology Medical/Surgical (Medica  
Regional Service Area)

All Eligibles										
State Abbr	County	Eligible	Provider	Counts	With Access		Without Access		Average Distance	Average Time
		#	Standard	#	#	%	#	%	1	1
MN	Waseca	106	1 in 60 miles or 60 mins	0	106	100.0	0	0.0	15.4	16.8
	Washington	1,030	1 in 60 miles or 60 mins	49	1,030	100.0	0	0.0	6.0	7.1
	Watonwan	131	1 in 60 miles or 60 mins	0	131	100.0	0	0.0	23.1	25.1
	Wilkin	282	1 in 60 miles or 60 mins	0	282	100.0	0	0.0	11.8	12.9
	Winona	247	1 in 60 miles or 60 mins	2	247	100.0	0	0.0	8.3	9.0
	Wright	743	1 in 60 miles or 60 mins	13	743	100.0	0	0.0	10.6	11.7
	Yellow Medicine	199	1 in 60 miles or 60 mins	3	199	100.0	0	0.0	17.6	19.2
<b>Grand Totals</b>		<b>35,677</b>	<b>1 in 60 miles or 60 mins</b>	<b>1,792</b>	<b>35,408</b>	<b>99.2</b>	<b>269</b>	<b>0.8</b>	<b>11.1</b>	<b>12.7</b>

# Oncology Radiation/Medica Applause/MNN011

July 1, 2024

Created by...  
Medica

Medica Applause MNN011 Oncology Radiation

144 providers at 92 locations

■ All providers

Oncology Radiation

Employee Group

National Proxy Census (Medica Applause MNN011)

Provider Group

Medica Applause MNN011 Oncology Radiation (Medica Regional Service Area)

35,677 eligible locations

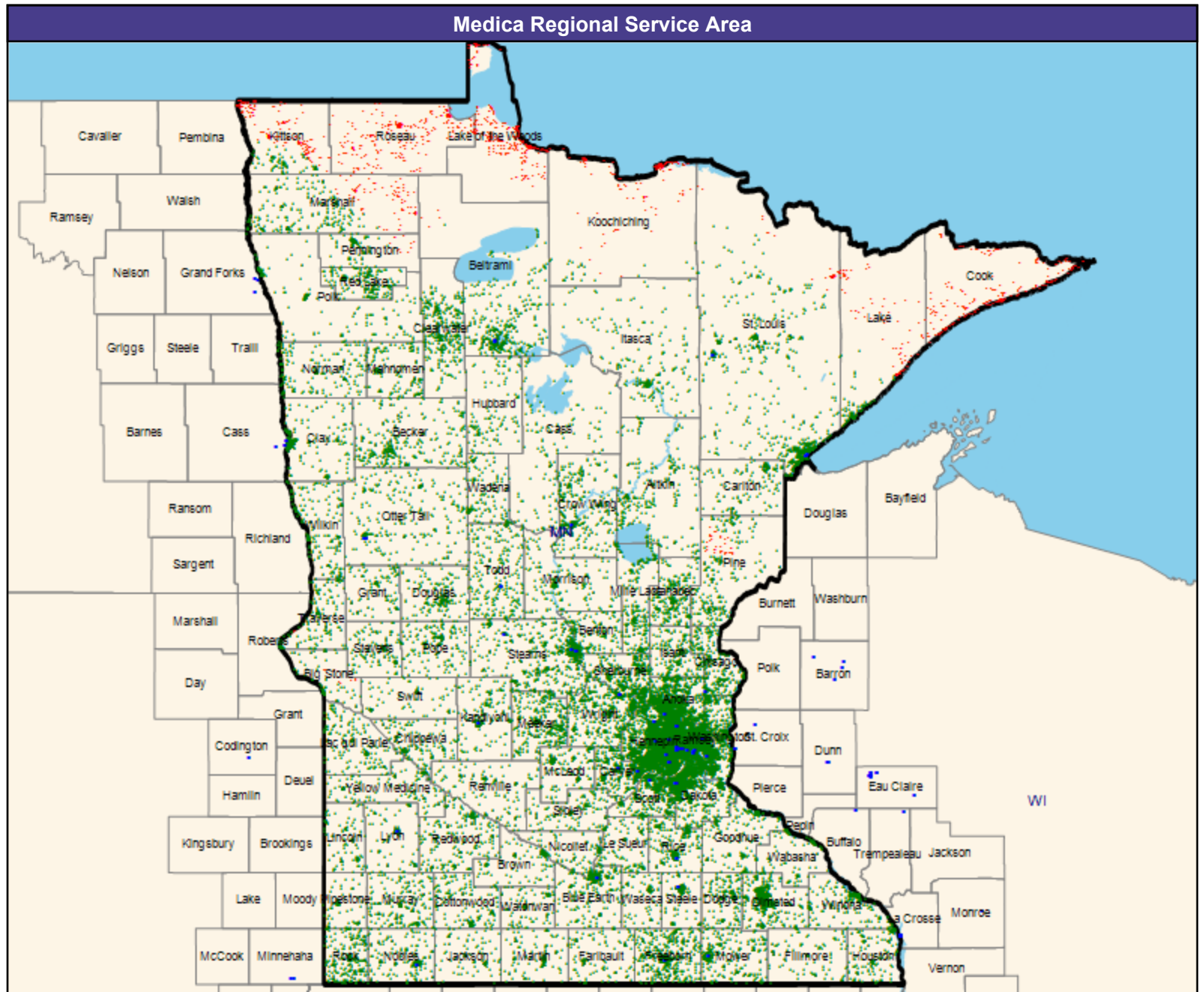
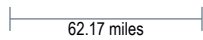
◆ With access (34,045)

● Without access (1,632)

The Access Standard is defined as (National Proxy Census (Medica Applause MNN011)) eligibles accessing:  
1 (Medica Applause MNN011 Oncology Radiation (Medica Regional Service Area)) provider in 60 miles or 60 minutes

Service Areas

□ Medica Applause MNN011



# Access Detail By County

July 1, 2024

Created by...  
Medica

Access Analysis  
Oncology Radiation  
Eligible / Provider Groups  
National Proxy Census (Medica  
Applause MNN011)  
Medica Applause MNN011  
Oncology Radiation (Medica  
Regional Service Area)

All Eligibles										
State Abbr	County	Eligible	Provider	Counts	With Access		Without Access		Average Distance	Average Time
		#	Standard	#	#	%	#	%	1	1
MN	Aitkin	287	1 in 60 miles or 60 mins	0	287	100.0	0	0.0	40.4	44.2
	Anoka	1,740	1 in 60 miles or 60 mins	38	1,740	100.0	0	0.0	6.6	8.7
	Becker	364	1 in 60 miles or 60 mins	0	364	100.0	0	0.0	43.9	47.9
	Beltrami	450	1 in 60 miles or 60 mins	10	446	99.1	4	0.9	13.4	14.5
	Benton	243	1 in 60 miles or 60 mins	0	243	100.0	0	0.0	9.3	11.1
	Big Stone	101	1 in 60 miles or 60 mins	0	92	91.1	9	8.9	55.0	60.0
	Blue Earth	347	1 in 60 miles or 60 mins	12	347	100.0	0	0.0	8.0	8.7
	Brown	135	1 in 60 miles or 60 mins	0	135	100.0	0	0.0	35.7	38.9
	Carlton	180	1 in 60 miles or 60 mins	0	180	100.0	0	0.0	29.6	36.2
	Carver	795	1 in 60 miles or 60 mins	22	795	100.0	0	0.0	5.5	6.1
	Cass	144	1 in 60 miles or 60 mins	0	144	100.0	0	0.0	33.5	36.5
	Chippewa	266	1 in 60 miles or 60 mins	0	266	100.0	0	0.0	33.3	36.3
	Chisago	271	1 in 60 miles or 60 mins	7	271	100.0	0	0.0	14.9	16.2
	Clay	324	1 in 60 miles or 60 mins	0	324	100.0	0	0.0	9.9	11.3
	Clearwater	387	1 in 60 miles or 60 mins	0	387	100.0	0	0.0	28.0	30.5
	Cook	212	1 in 60 miles or 60 mins	0	0	0.0	212	100.0	111.5	132.1
	Cottonwood	255	1 in 60 miles or 60 mins	0	255	100.0	0	0.0	39.8	43.4
	Crow Wing	348	1 in 60 miles or 60 mins	18	348	100.0	0	0.0	14.4	15.6
	Dakota	1,818	1 in 60 miles or 60 mins	19	1,818	100.0	0	0.0	7.8	9.9
	Dodge	218	1 in 60 miles or 60 mins	0	218	100.0	0	0.0	23.5	25.6
	Douglas	191	1 in 60 miles or 60 mins	0	191	100.0	0	0.0	29.3	31.9
	Faribault	151	1 in 60 miles or 60 mins	0	151	100.0	0	0.0	30.5	33.2
	Fillmore	112	1 in 60 miles or 60 mins	0	112	100.0	0	0.0	37.7	41.1
	Freeborn	668	1 in 60 miles or 60 mins	15	668	100.0	0	0.0	7.5	8.2
	Goodhue	227	1 in 60 miles or 60 mins	0	227	100.0	0	0.0	29.6	32.4
	Grant	127	1 in 60 miles or 60 mins	0	127	100.0	0	0.0	26.9	29.3
	Hennepin	5,098	1 in 60 miles or 60 mins	109	5,098	100.0	0	0.0	4.0	6.1
	Houston	192	1 in 60 miles or 60 mins	0	192	100.0	0	0.0	17.6	19.2
	Hubbard	110	1 in 60 miles or 60 mins	0	110	100.0	0	0.0	33.1	36.0
	Isanti	226	1 in 60 miles or 60 mins	0	226	100.0	0	0.0	24.8	27.7
	Itasca	216	1 in 60 miles or 60 mins	0	216	100.0	0	0.0	35.1	38.2
	Jackson	107	1 in 60 miles or 60 mins	0	107	100.0	0	0.0	27.8	30.3
	Kanabec	347	1 in 60 miles or 60 mins	0	347	100.0	0	0.0	45.3	49.4
	Kandiyohi	231	1 in 60 miles or 60 mins	6	231	100.0	0	0.0	8.4	9.1
	Kittson	356	1 in 60 miles or 60 mins	0	105	29.5	251	70.5	64.3	70.4
	Koochiching	219	1 in 60 miles or 60 mins	0	27	12.3	192	87.7	80.6	87.8
	Lac qui Parle	265	1 in 60 miles or 60 mins	0	265	100.0	0	0.0	43.1	47.0
	Lake	213	1 in 60 miles or 60 mins	0	125	58.7	88	41.3	50.0	58.6
	Lake of the Woods	339	1 in 60 miles or 60 mins	0	0	0.0	339	100.0	92.7	101.1
	Le Sueur	145	1 in 60 miles or 60 mins	0	145	100.0	0	0.0	20.2	22.0

# Access Detail By County

July 1, 2024

Created by...  
Medica

Access Analysis  
Oncology Radiation  
Eligible / Provider Groups  
National Proxy Census (Medica Applause MNN011)  
Medica Applause MNN011  
Oncology Radiation (Medica Regional Service Area)

All Eligibles										
State Abbr	County	Eligible	Provider	Counts	With Access		Without Access		Average Distance	Average Time
		#	Standard	#	#	%	#	%	1	1
MN	Lincoln	118	1 in 60 miles or 60 mins	0	118	100.0	0	0.0	28.5	31.1
	Lyon	136	1 in 60 miles or 60 mins	4	136	100.0	0	0.0	9.5	10.3
	Mahnomen	220	1 in 60 miles or 60 mins	0	220	100.0	0	0.0	49.3	53.8
	Marshall	388	1 in 60 miles or 60 mins	0	292	75.3	96	24.7	48.1	52.4
	Martin	200	1 in 60 miles or 60 mins	0	200	100.0	0	0.0	48.3	52.7
	McLeod	199	1 in 60 miles or 60 mins	0	199	100.0	0	0.0	25.4	27.7
	Meeker	512	1 in 60 miles or 60 mins	0	512	100.0	0	0.0	28.6	31.6
	Mille Lacs	305	1 in 60 miles or 60 mins	0	305	100.0	0	0.0	34.0	37.4
	Morrison	187	1 in 60 miles or 60 mins	0	187	100.0	0	0.0	23.7	26.4
	Mower	458	1 in 60 miles or 60 mins	11	458	100.0	0	0.0	8.9	9.6
	Murray	321	1 in 60 miles or 60 mins	0	321	100.0	0	0.0	27.3	29.8
	Nicollet	161	1 in 60 miles or 60 mins	0	161	100.0	0	0.0	14.1	15.4
	Nobles	268	1 in 60 miles or 60 mins	4	268	100.0	0	0.0	9.9	10.7
	Norman	286	1 in 60 miles or 60 mins	0	286	100.0	0	0.0	37.4	40.7
	Olmsted	706	1 in 60 miles or 60 mins	0	706	100.0	0	0.0	39.7	44.5
	Otter Tail	302	1 in 60 miles or 60 mins	15	302	100.0	0	0.0	24.0	26.1
	Pennington	145	1 in 60 miles or 60 mins	0	133	91.7	12	8.3	49.1	53.5
	Pine	298	1 in 60 miles or 60 mins	0	261	87.6	37	12.4	47.6	53.2
	Pipestone	106	1 in 60 miles or 60 mins	0	106	100.0	0	0.0	42.0	46.5
	Polk	156	1 in 60 miles or 60 mins	0	156	100.0	0	0.0	28.8	31.3
	Pope	232	1 in 60 miles or 60 mins	0	232	100.0	0	0.0	32.0	34.8
	Ramsey	2,586	1 in 60 miles or 60 mins	48	2,586	100.0	0	0.0	3.1	5.0
	Red Lake	346	1 in 60 miles or 60 mins	0	346	100.0	0	0.0	43.9	47.9
	Redwood	335	1 in 60 miles or 60 mins	0	335	100.0	0	0.0	32.3	35.2
	Renville	157	1 in 60 miles or 60 mins	0	157	100.0	0	0.0	33.7	36.7
	Rice	308	1 in 60 miles or 60 mins	2	308	100.0	0	0.0	10.0	10.8
	Rock	440	1 in 60 miles or 60 mins	0	440	100.0	0	0.0	28.3	31.7
	Roseau	347	1 in 60 miles or 60 mins	0	0	0.0	347	100.0	92.6	101.0
	Scott	601	1 in 60 miles or 60 mins	17	601	100.0	0	0.0	7.8	8.9
	Sherburne	498	1 in 60 miles or 60 mins	0	498	100.0	0	0.0	12.0	13.2
	Sibley	167	1 in 60 miles or 60 mins	0	167	100.0	0	0.0	31.0	33.8
	St. Louis	919	1 in 60 miles or 60 mins	25	876	95.3	43	4.7	17.8	20.1
	Stearns	798	1 in 60 miles or 60 mins	31	798	100.0	0	0.0	10.1	11.7
	Steele	191	1 in 60 miles or 60 mins	2	191	100.0	0	0.0	6.6	7.1
	Stevens	199	1 in 60 miles or 60 mins	0	199	100.0	0	0.0	49.5	54.0
	Swift	102	1 in 60 miles or 60 mins	0	102	100.0	0	0.0	38.6	42.0
	Todd	286	1 in 60 miles or 60 mins	1	286	100.0	0	0.0	15.3	16.6
	Traverse	259	1 in 60 miles or 60 mins	0	257	99.2	2	0.8	45.7	49.8
	Wabasha	104	1 in 60 miles or 60 mins	0	104	100.0	0	0.0	39.0	42.5
	Wadena	167	1 in 60 miles or 60 mins	0	167	100.0	0	0.0	42.1	45.9

# Access Detail By County

July 1, 2024

Created by...  
Medica

Access Analysis  
Oncology Radiation

Eligible / Provider Groups  
National Proxy Census (Medica  
Applause MNN011)  
Medica Applause MNN011  
Oncology Radiation (Medica  
Regional Service Area)

All Eligibles										
State Abbr	County	Eligible	Provider	Counts	With Access		Without Access		Average Distance	Average Time
		#	Standard	#	#	%	#	%	1	1
MN	Waseca	106	1 in 60 miles or 60 mins	0	106	100.0	0	0.0	16.9	18.4
	Washington	1,030	1 in 60 miles or 60 mins	3	1,030	100.0	0	0.0	6.9	8.3
	Watonwan	131	1 in 60 miles or 60 mins	0	131	100.0	0	0.0	38.0	41.4
	Wilkin	282	1 in 60 miles or 60 mins	0	282	100.0	0	0.0	24.3	26.8
	Winona	247	1 in 60 miles or 60 mins	0	247	100.0	0	0.0	34.2	37.3
	Wright	743	1 in 60 miles or 60 mins	11	743	100.0	0	0.0	13.5	14.8
	Yellow Medicine	199	1 in 60 miles or 60 mins	0	199	100.0	0	0.0	30.2	32.9
	Grand Totals	35,677	1 in 60 miles or 60 mins	430	34,045	95.4	1,632	4.6	20.8	23.4

# Ophthalmology/Medica Applause/MNN011

July 1, 2024

Created by...  
Medica

Medica Applause MNN011  
Ophthalmology

371 providers at 306 locations

- All providers

Ophthalmology

Employee Group

National Proxy Census (Medica Applause MNN011)

Provider Group

Medica Applause MNN011  
Ophthalmology (Medica Regional Service Area)

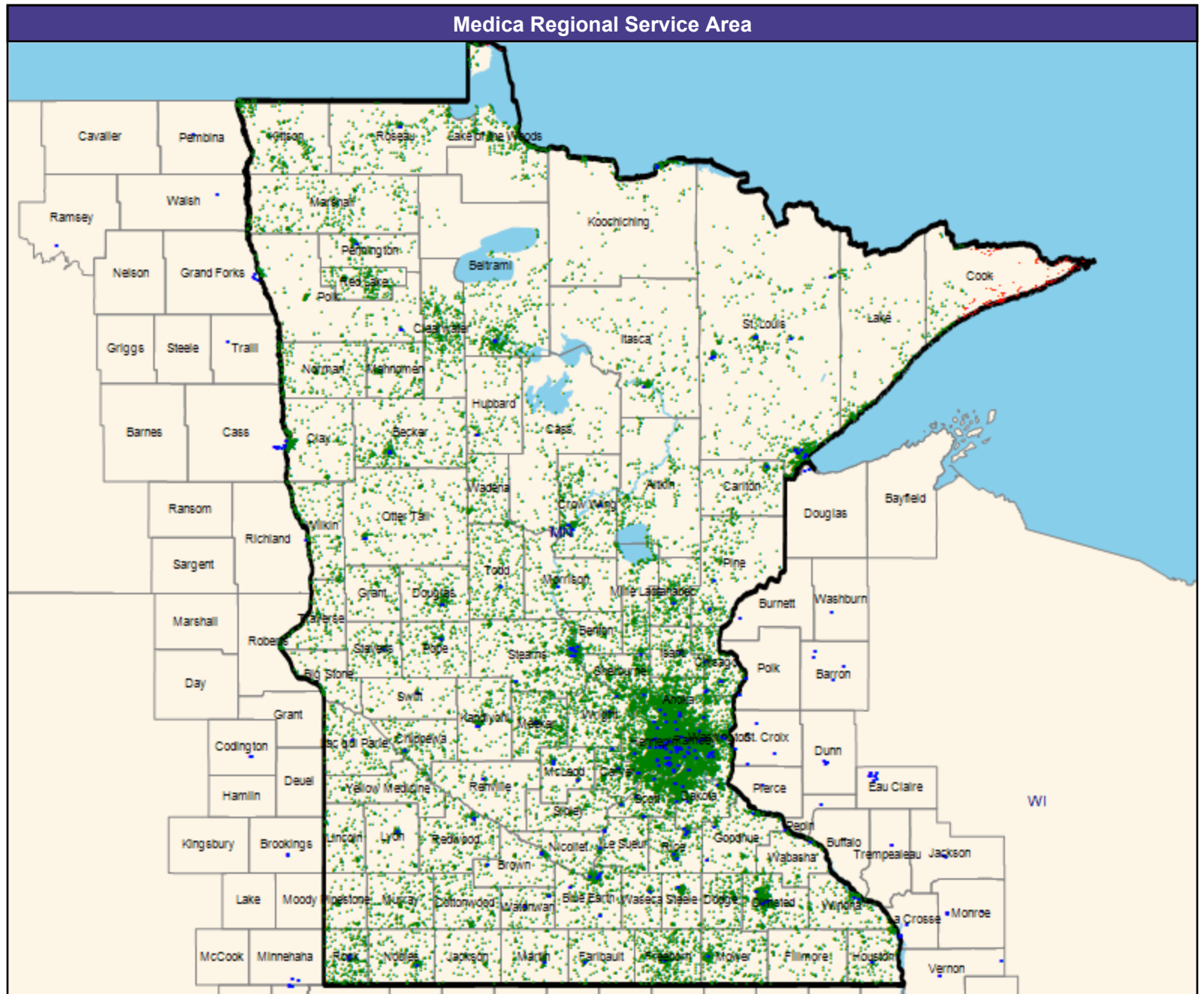
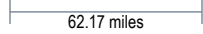
35,677 eligible locations

- ◆ With access (35,521)
- Without access (156)

The Access Standard is defined as (National Proxy Census (Medica Applause MNN011)) eligibles accessing:  
1 (Medica Applause MNN011 Ophthalmology (Medica Regional Service Area)) provider in 60 miles or 60 minutes

Service Areas

- Medica Applause MNN011



# Access Detail By County

July 1, 2024

Created by...  
Medica

Access Analysis  
Ophthalmology  
Eligible / Provider Groups  
National Proxy Census (Medica Applause MNN011)  
Medica Applause MNN011  
Ophthalmology (Medica Regional Service Area)

All Eligibles										
State Abbr	County	Eligible	Provider	Counts	With Access		Without Access		Average Distance	Average Time
		#	Standard	#	#	%	#	%	1	1
MN	Aitkin	287	1 in 60 miles or 60 mins	0	287	100.0	0	0.0	23.9	26.0
	Anoka	1,740	1 in 60 miles or 60 mins	87	1,740	100.0	0	0.0	4.3	5.4
	Becker	364	1 in 60 miles or 60 mins	3	364	100.0	0	0.0	11.0	11.9
	Beltrami	450	1 in 60 miles or 60 mins	13	450	100.0	0	0.0	13.0	14.2
	Benton	243	1 in 60 miles or 60 mins	2	243	100.0	0	0.0	7.9	8.7
	Big Stone	101	1 in 60 miles or 60 mins	0	101	100.0	0	0.0	29.1	31.7
	Blue Earth	347	1 in 60 miles or 60 mins	32	347	100.0	0	0.0	4.1	4.4
	Brown	135	1 in 60 miles or 60 mins	3	135	100.0	0	0.0	6.3	6.9
	Carlton	180	1 in 60 miles or 60 mins	1	180	100.0	0	0.0	11.6	12.6
	Carver	795	1 in 60 miles or 60 mins	13	795	100.0	0	0.0	4.4	4.9
	Cass	144	1 in 60 miles or 60 mins	0	144	100.0	0	0.0	26.8	29.2
	Chippewa	266	1 in 60 miles or 60 mins	1	266	100.0	0	0.0	8.4	9.1
	Chisago	271	1 in 60 miles or 60 mins	11	271	100.0	0	0.0	5.3	5.7
	Clay	324	1 in 60 miles or 60 mins	0	324	100.0	0	0.0	9.5	10.8
	Clearwater	387	1 in 60 miles or 60 mins	0	387	100.0	0	0.0	21.0	22.8
	Cook	212	1 in 60 miles or 60 mins	0	61	28.8	151	71.2	71.7	78.2
	Cottonwood	255	1 in 60 miles or 60 mins	0	255	100.0	0	0.0	24.9	27.1
	Crow Wing	348	1 in 60 miles or 60 mins	10	348	100.0	0	0.0	10.4	11.3
	Dakota	1,818	1 in 60 miles or 60 mins	34	1,818	100.0	0	0.0	3.3	4.2
	Dodge	218	1 in 60 miles or 60 mins	0	218	100.0	0	0.0	14.7	16.8
	Douglas	191	1 in 60 miles or 60 mins	7	191	100.0	0	0.0	8.4	9.1
	Faribault	151	1 in 60 miles or 60 mins	1	151	100.0	0	0.0	12.0	13.0
	Fillmore	112	1 in 60 miles or 60 mins	0	112	100.0	0	0.0	24.9	27.1
	Freeborn	668	1 in 60 miles or 60 mins	8	668	100.0	0	0.0	7.5	8.1
	Goodhue	227	1 in 60 miles or 60 mins	10	227	100.0	0	0.0	7.1	7.7
	Grant	127	1 in 60 miles or 60 mins	0	127	100.0	0	0.0	22.7	24.8
	Hennepin	5,098	1 in 60 miles or 60 mins	356	5,098	100.0	0	0.0	2.3	3.6
	Houston	192	1 in 60 miles or 60 mins	1	192	100.0	0	0.0	7.5	8.1
	Hubbard	110	1 in 60 miles or 60 mins	7	110	100.0	0	0.0	12.0	13.0
	Isanti	226	1 in 60 miles or 60 mins	2	226	100.0	0	0.0	6.9	7.5
	Itasca	216	1 in 60 miles or 60 mins	1	216	100.0	0	0.0	16.5	18.0
	Jackson	107	1 in 60 miles or 60 mins	0	107	100.0	0	0.0	25.0	27.3
	Kanabec	347	1 in 60 miles or 60 mins	4	347	100.0	0	0.0	6.4	7.0
	Kandiyohi	231	1 in 60 miles or 60 mins	3	231	100.0	0	0.0	7.5	8.1
	Kittson	356	1 in 60 miles or 60 mins	0	356	100.0	0	0.0	35.8	39.1
	Koochiching	219	1 in 60 miles or 60 mins	3	219	100.0	0	0.0	17.9	19.4
	Lac qui Parle	265	1 in 60 miles or 60 mins	1	265	100.0	0	0.0	9.3	10.1
	Lake	213	1 in 60 miles or 60 mins	0	213	100.0	0	0.0	35.5	38.7
	Lake of the Woods	339	1 in 60 miles or 60 mins	0	334	98.5	5	1.5	48.1	52.4
	Le Sueur	145	1 in 60 miles or 60 mins	7	145	100.0	0	0.0	8.1	8.8

# Access Detail By County

July 1, 2024

Created by...  
Medica

Access Analysis  
Ophthalmology  
Eligible / Provider Groups  
National Proxy Census (Medica Applause MNN011)  
Medica Applause MNN011  
Ophthalmology (Medica Regional Service Area)

All Eligibles										
State Abbr	County	Eligible	Provider	Counts	With Access		Without Access		Average Distance	Average Time
		#	Standard	#	#	%	#	%	1	1
MN	Lincoln	118	1 in 60 miles or 60 mins	0	118	100.0	0	0.0	25.5	27.8
	Lyon	136	1 in 60 miles or 60 mins	3	136	100.0	0	0.0	9.5	10.3
	Mahnomen	220	1 in 60 miles or 60 mins	0	220	100.0	0	0.0	23.5	25.6
	Marshall	388	1 in 60 miles or 60 mins	0	388	100.0	0	0.0	26.1	28.4
	Martin	200	1 in 60 miles or 60 mins	7	200	100.0	0	0.0	8.2	8.9
	McLeod	199	1 in 60 miles or 60 mins	7	199	100.0	0	0.0	5.3	5.7
	Meeker	512	1 in 60 miles or 60 mins	1	512	100.0	0	0.0	8.6	9.4
	Mille Lacs	305	1 in 60 miles or 60 mins	0	305	100.0	0	0.0	16.1	17.6
	Morrison	187	1 in 60 miles or 60 mins	1	187	100.0	0	0.0	11.9	12.9
	Mower	458	1 in 60 miles or 60 mins	6	458	100.0	0	0.0	8.4	9.1
	Murray	321	1 in 60 miles or 60 mins	0	321	100.0	0	0.0	26.2	28.6
	Nicollet	161	1 in 60 miles or 60 mins	6	161	100.0	0	0.0	4.7	5.1
	Nobles	268	1 in 60 miles or 60 mins	2	268	100.0	0	0.0	8.5	9.3
	Norman	286	1 in 60 miles or 60 mins	0	286	100.0	0	0.0	32.3	35.2
	Olmsted	706	1 in 60 miles or 60 mins	5	706	100.0	0	0.0	4.8	5.4
	Otter Tail	302	1 in 60 miles or 60 mins	5	302	100.0	0	0.0	18.7	20.4
	Pennington	145	1 in 60 miles or 60 mins	3	145	100.0	0	0.0	5.4	5.9
	Pine	298	1 in 60 miles or 60 mins	2	298	100.0	0	0.0	12.9	14.0
	Pipestone	106	1 in 60 miles or 60 mins	0	106	100.0	0	0.0	24.6	26.8
	Polk	156	1 in 60 miles or 60 mins	2	156	100.0	0	0.0	16.3	17.8
	Pope	232	1 in 60 miles or 60 mins	2	232	100.0	0	0.0	7.8	8.5
	Ramsey	2,586	1 in 60 miles or 60 mins	93	2,586	100.0	0	0.0	2.2	3.5
	Red Lake	346	1 in 60 miles or 60 mins	0	346	100.0	0	0.0	20.3	22.1
	Redwood	335	1 in 60 miles or 60 mins	4	335	100.0	0	0.0	11.0	12.0
	Renville	157	1 in 60 miles or 60 mins	1	157	100.0	0	0.0	11.2	12.2
	Rice	308	1 in 60 miles or 60 mins	15	308	100.0	0	0.0	4.2	4.5
	Rock	440	1 in 60 miles or 60 mins	2	440	100.0	0	0.0	6.5	7.0
	Roseau	347	1 in 60 miles or 60 mins	2	347	100.0	0	0.0	15.5	16.9
	Scott	601	1 in 60 miles or 60 mins	11	601	100.0	0	0.0	4.3	4.8
	Sherburne	498	1 in 60 miles or 60 mins	11	498	100.0	0	0.0	6.7	7.2
	Sibley	167	1 in 60 miles or 60 mins	0	167	100.0	0	0.0	13.5	14.7
	St. Louis	919	1 in 60 miles or 60 mins	58	919	100.0	0	0.0	8.1	9.0
	Stearns	798	1 in 60 miles or 60 mins	33	798	100.0	0	0.0	9.2	10.1
	Steele	191	1 in 60 miles or 60 mins	7	191	100.0	0	0.0	6.5	7.1
	Stevens	199	1 in 60 miles or 60 mins	2	199	100.0	0	0.0	6.9	7.5
	Swift	102	1 in 60 miles or 60 mins	3	102	100.0	0	0.0	11.0	12.0
	Todd	286	1 in 60 miles or 60 mins	2	286	100.0	0	0.0	15.3	16.7
	Traverse	259	1 in 60 miles or 60 mins	0	259	100.0	0	0.0	33.5	36.5
	Wabasha	104	1 in 60 miles or 60 mins	2	104	100.0	0	0.0	9.8	10.8
	Wadena	167	1 in 60 miles or 60 mins	0	167	100.0	0	0.0	26.9	29.3



# Access Detail By County

July 1, 2024

Created by...  
Medica

Access Analysis  
Ophthalmology  
Eligible / Provider Groups  
National Proxy Census (Medica  
Applause MNN011)  
Medica Applause MNN011  
Ophthalmology (Medica Regional  
Service Area)

All Eligibles										
State Abbr	County	Eligible	Provider	Counts	With Access		Without Access		Average Distance	Average Time
		#	Standard	#	#	%	#	%	1	1
MN	Waseca	106	1 in 60 miles or 60 mins	2	106	100.0	0	0.0	6.7	7.3
	Washington	1,030	1 in 60 miles or 60 mins	112	1,030	100.0	0	0.0	3.9	4.7
	Watonwan	131	1 in 60 miles or 60 mins	3	131	100.0	0	0.0	5.6	6.0
	Wilkin	282	1 in 60 miles or 60 mins	0	282	100.0	0	0.0	12.3	13.5
	Winona	247	1 in 60 miles or 60 mins	4	247	100.0	0	0.0	8.1	8.7
	Wright	743	1 in 60 miles or 60 mins	12	743	100.0	0	0.0	8.4	9.2
	Yellow Medicine	199	1 in 60 miles or 60 mins	0	199	100.0	0	0.0	19.9	21.7
Grand Totals		35,677	1 in 60 miles or 60 mins	1,052	35,521	99.6	156	0.4	9.8	11.0

# Orthopedic Surgery/Medica Applause/MNN011

July 1, 2024

Created by...  
Medica

Medica Applause MNN011 Orthopedic Surgery

1,271 providers at 479 locations

■ All providers

Orthopedic Surgery

Employee Group

National Proxy Census (Medica Applause MNN011)

Provider Group

Medica Applause MNN011 Orthopedic Surgery (Medica Regional Service Area)

35,677 eligible locations

◆ With access (35,526)

● Without access (151)

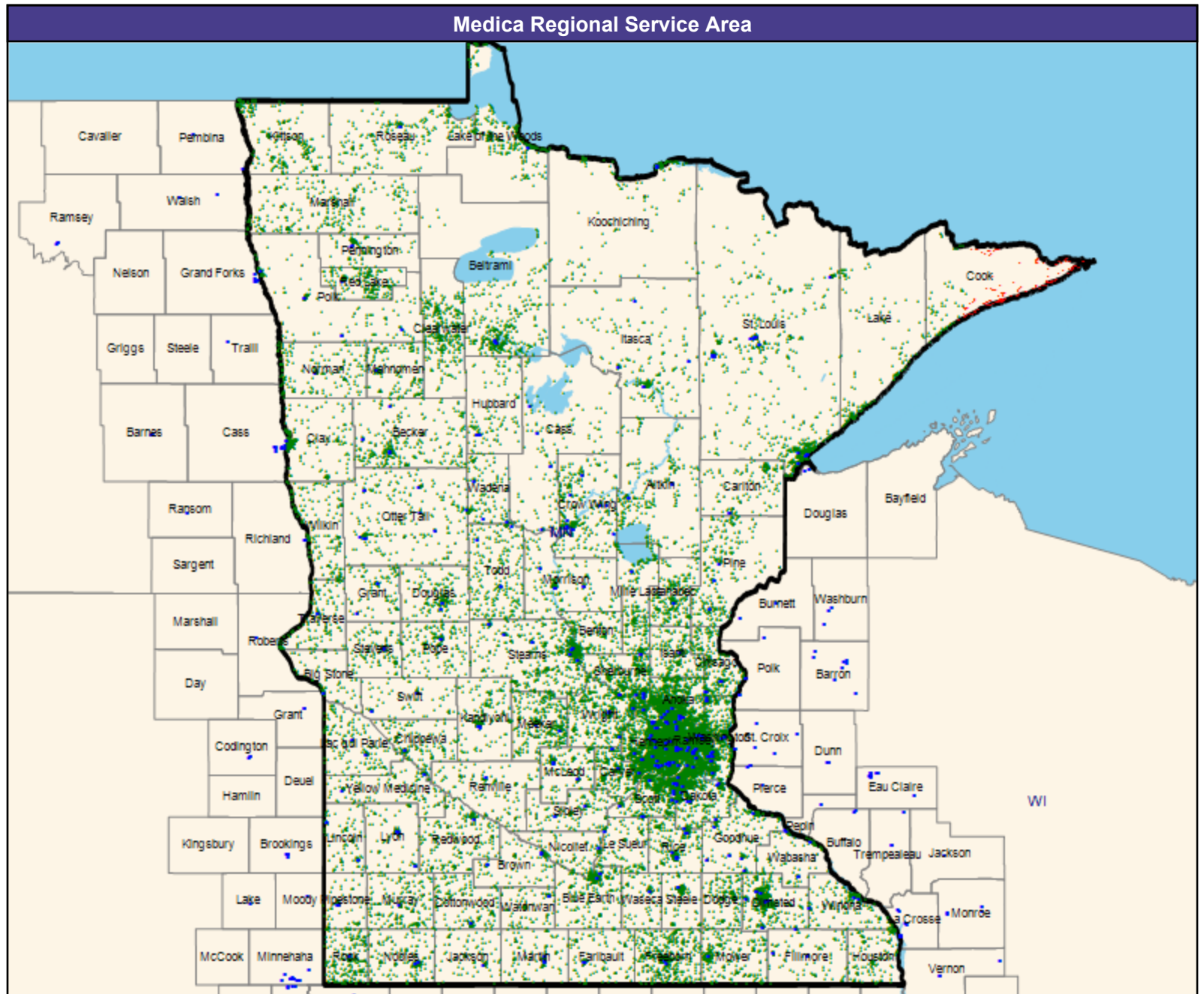
The Access Standard is defined as (National Proxy Census (Medica Applause MNN011)) eligibles accessing:

1 (Medica Applause MNN011 Orthopedic Surgery (Medica Regional Service Area)) provider in 60 miles or 60 minutes

Service Areas

□ Medica Applause MNN011

62.17 miles



# Access Detail By County

July 1, 2024

Created by...  
Medica

Access Analysis  
Orthopedic Surgery  
Eligible / Provider Groups  
National Proxy Census (Medica Applause MNN011)  
Medica Applause MNN011  
Orthopedic Surgery (Medica Regional Service Area)

All Eligibles										
State Abbr	County	Eligible	Provider	Counts	With Access		Without Access		Average Distance	Average Time
		#	Standard	#	#	%	#	%	1	1
MN	Aitkin	287	1 in 60 miles or 60 mins	18	287	100.0	0	0.0	10.7	11.7
	Anoka	1,740	1 in 60 miles or 60 mins	235	1,740	100.0	0	0.0	4.2	5.1
	Becker	364	1 in 60 miles or 60 mins	18	364	100.0	0	0.0	8.4	9.1
	Beltrami	450	1 in 60 miles or 60 mins	25	450	100.0	0	0.0	12.5	13.6
	Benton	243	1 in 60 miles or 60 mins	0	243	100.0	0	0.0	9.0	9.8
	Big Stone	101	1 in 60 miles or 60 mins	9	101	100.0	0	0.0	10.2	11.0
	Blue Earth	347	1 in 60 miles or 60 mins	50	347	100.0	0	0.0	6.7	7.3
	Brown	135	1 in 60 miles or 60 mins	40	135	100.0	0	0.0	6.4	7.0
	Carlton	180	1 in 60 miles or 60 mins	7	180	100.0	0	0.0	14.4	16.4
	Carver	795	1 in 60 miles or 60 mins	77	795	100.0	0	0.0	4.3	4.7
	Cass	144	1 in 60 miles or 60 mins	19	144	100.0	0	0.0	10.6	11.6
	Chippewa	266	1 in 60 miles or 60 mins	11	266	100.0	0	0.0	6.4	7.0
	Chisago	271	1 in 60 miles or 60 mins	42	271	100.0	0	0.0	7.6	8.2
	Clay	324	1 in 60 miles or 60 mins	0	324	100.0	0	0.0	7.0	8.0
	Clearwater	387	1 in 60 miles or 60 mins	0	387	100.0	0	0.0	20.8	22.7
	Cook	212	1 in 60 miles or 60 mins	0	61	28.8	151	71.2	71.7	78.2
	Cottonwood	255	1 in 60 miles or 60 mins	4	255	100.0	0	0.0	10.2	11.1
	Crow Wing	348	1 in 60 miles or 60 mins	57	348	100.0	0	0.0	5.2	5.6
	Dakota	1,818	1 in 60 miles or 60 mins	493	1,818	100.0	0	0.0	2.8	3.5
	Dodge	218	1 in 60 miles or 60 mins	0	218	100.0	0	0.0	10.7	11.6
	Douglas	191	1 in 60 miles or 60 mins	17	191	100.0	0	0.0	7.3	8.0
	Faribault	151	1 in 60 miles or 60 mins	3	151	100.0	0	0.0	12.9	14.0
	Fillmore	112	1 in 60 miles or 60 mins	3	112	100.0	0	0.0	8.6	9.3
	Freeborn	668	1 in 60 miles or 60 mins	15	668	100.0	0	0.0	7.1	7.8
	Goodhue	227	1 in 60 miles or 60 mins	21	227	100.0	0	0.0	3.8	4.1
	Grant	127	1 in 60 miles or 60 mins	4	127	100.0	0	0.0	7.8	8.5
	Hennepin	5,098	1 in 60 miles or 60 mins	1,025	5,098	100.0	0	0.0	2.3	3.6
	Houston	192	1 in 60 miles or 60 mins	0	192	100.0	0	0.0	15.5	16.9
	Hubbard	110	1 in 60 miles or 60 mins	14	110	100.0	0	0.0	9.8	10.7
	Isanti	226	1 in 60 miles or 60 mins	18	226	100.0	0	0.0	7.4	8.0
	Itasca	216	1 in 60 miles or 60 mins	22	216	100.0	0	0.0	9.9	10.7
	Jackson	107	1 in 60 miles or 60 mins	1	107	100.0	0	0.0	8.7	9.5
	Kanabec	347	1 in 60 miles or 60 mins	15	347	100.0	0	0.0	6.2	6.8
	Kandiyohi	231	1 in 60 miles or 60 mins	10	231	100.0	0	0.0	8.4	9.1
	Kittson	356	1 in 60 miles or 60 mins	0	356	100.0	0	0.0	26.5	29.0
	Koochiching	219	1 in 60 miles or 60 mins	6	219	100.0	0	0.0	13.8	15.0
	Lac qui Parle	265	1 in 60 miles or 60 mins	5	265	100.0	0	0.0	5.8	6.2
	Lake	213	1 in 60 miles or 60 mins	0	213	100.0	0	0.0	37.4	41.9
	Lake of the Woods	339	1 in 60 miles or 60 mins	4	339	100.0	0	0.0	17.4	18.9
	Le Sueur	145	1 in 60 miles or 60 mins	1	145	100.0	0	0.0	8.2	8.9

# Access Detail By County

July 1, 2024

Created by...  
Medica

Access Analysis  
Orthopedic Surgery  
Eligible / Provider Groups  
National Proxy Census (Medica Applause MNN011)  
Medica Applause MNN011  
Orthopedic Surgery (Medica Regional Service Area)

All Eligibles										
State Abbr	County	Eligible	Provider	Counts	With Access		Without Access		Average Distance	Average Time
		#	Standard	#	#	%	#	%	1	1
MN	Lincoln	118	1 in 60 miles or 60 mins	6	118	100.0	0	0.0	7.4	8.0
	Lyon	136	1 in 60 miles or 60 mins	21	136	100.0	0	0.0	5.5	5.9
	Mahnomen	220	1 in 60 miles or 60 mins	3	220	100.0	0	0.0	8.9	9.7
	Marshall	388	1 in 60 miles or 60 mins	0	388	100.0	0	0.0	24.7	26.9
	Martin	200	1 in 60 miles or 60 mins	15	200	100.0	0	0.0	7.5	8.1
	McLeod	199	1 in 60 miles or 60 mins	26	199	100.0	0	0.0	5.3	5.8
	Meeker	512	1 in 60 miles or 60 mins	7	512	100.0	0	0.0	7.1	7.7
	Mille Lacs	305	1 in 60 miles or 60 mins	5	305	100.0	0	0.0	10.1	11.0
	Morrison	187	1 in 60 miles or 60 mins	40	187	100.0	0	0.0	6.9	7.5
	Mower	458	1 in 60 miles or 60 mins	12	458	100.0	0	0.0	6.6	7.1
	Murray	321	1 in 60 miles or 60 mins	1	321	100.0	0	0.0	9.5	10.3
	Nicollet	161	1 in 60 miles or 60 mins	24	161	100.0	0	0.0	5.5	6.0
	Nobles	268	1 in 60 miles or 60 mins	6	268	100.0	0	0.0	8.1	8.8
	Norman	286	1 in 60 miles or 60 mins	1	286	100.0	0	0.0	11.4	12.4
	Olmsted	706	1 in 60 miles or 60 mins	20	706	100.0	0	0.0	3.0	3.3
	Otter Tail	302	1 in 60 miles or 60 mins	44	302	100.0	0	0.0	7.1	7.7
	Pennington	145	1 in 60 miles or 60 mins	14	145	100.0	0	0.0	5.5	6.0
	Pine	298	1 in 60 miles or 60 mins	14	298	100.0	0	0.0	7.3	7.9
	Pipstone	106	1 in 60 miles or 60 mins	4	106	100.0	0	0.0	6.3	6.9
	Polk	156	1 in 60 miles or 60 mins	25	156	100.0	0	0.0	7.4	8.1
	Pope	232	1 in 60 miles or 60 mins	2	232	100.0	0	0.0	7.8	8.4
	Ramsey	2,586	1 in 60 miles or 60 mins	327	2,586	100.0	0	0.0	2.3	3.7
	Red Lake	346	1 in 60 miles or 60 mins	2	346	100.0	0	0.0	10.0	10.8
	Redwood	335	1 in 60 miles or 60 mins	5	335	100.0	0	0.0	9.6	10.4
	Renville	157	1 in 60 miles or 60 mins	3	157	100.0	0	0.0	10.5	11.4
	Rice	308	1 in 60 miles or 60 mins	30	308	100.0	0	0.0	4.3	4.6
	Rock	440	1 in 60 miles or 60 mins	9	440	100.0	0	0.0	6.5	7.0
	Roseau	347	1 in 60 miles or 60 mins	2	347	100.0	0	0.0	15.4	16.8
	Scott	601	1 in 60 miles or 60 mins	31	601	100.0	0	0.0	4.4	4.9
	Sherburne	498	1 in 60 miles or 60 mins	21	498	100.0	0	0.0	5.8	6.3
	Sibley	167	1 in 60 miles or 60 mins	4	167	100.0	0	0.0	6.4	7.0
	St. Louis	919	1 in 60 miles or 60 mins	134	919	100.0	0	0.0	8.4	9.5
	Stearns	798	1 in 60 miles or 60 mins	67	798	100.0	0	0.0	7.3	8.0
	Steele	191	1 in 60 miles or 60 mins	7	191	100.0	0	0.0	6.5	7.1
	Stevens	199	1 in 60 miles or 60 mins	5	199	100.0	0	0.0	6.4	7.0
	Swift	102	1 in 60 miles or 60 mins	5	102	100.0	0	0.0	6.1	6.7
	Todd	286	1 in 60 miles or 60 mins	13	286	100.0	0	0.0	7.8	8.4
	Traverse	259	1 in 60 miles or 60 mins	4	259	100.0	0	0.0	7.5	8.2
	Wabasha	104	1 in 60 miles or 60 mins	9	104	100.0	0	0.0	4.9	5.3
	Wadena	167	1 in 60 miles or 60 mins	9	167	100.0	0	0.0	5.7	6.1



# Otolaryngology/Medica Applause/MNN011

July 1, 2024

Created by...  
Medica

Medica Applause MNN011  
Otolaryngology

314 providers at 266 locations

■ All providers

Otolaryngology

Employee Group

National Proxy Census (Medica Applause MNN011)

Provider Group

Medica Applause MNN011  
Otolaryngology (Medica Regional Service Area)

35,677 eligible locations

◆ With access (35,248)

● Without access (429)

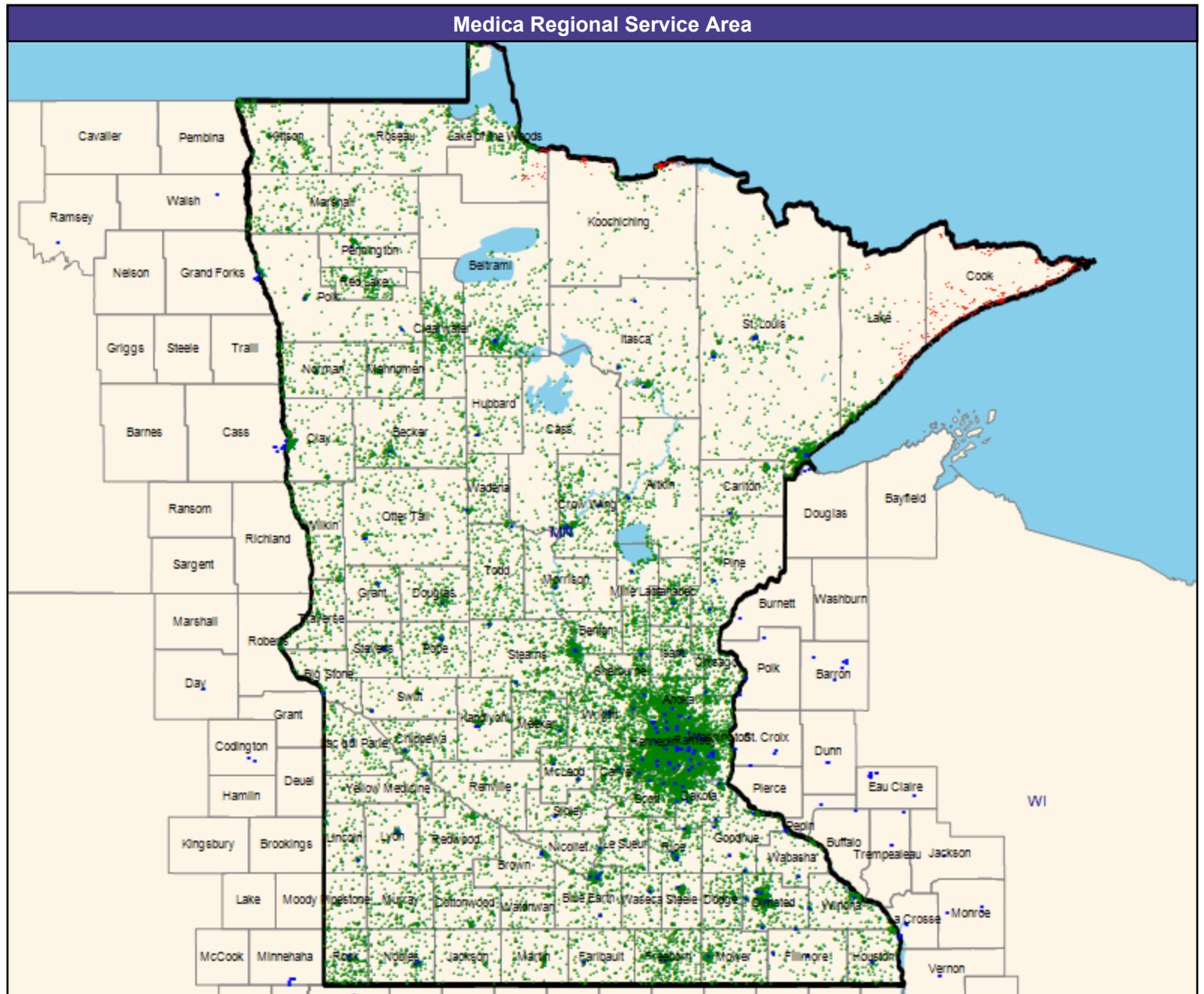
The Access Standard is defined as  
(National Proxy Census (Medica Applause MNN011)) eligibles accessing:

1 (Medica Applause MNN011 Otolaryngology (Medica Regional Service Area)) provider in 60 miles or 60 minutes

Service Areas

□ Medica Applause MNN011

62.17 miles



# Access Detail By County

July 1, 2024

Created by...  
Medica

Access Analysis  
Otolaryngology  
Eligible / Provider Groups  
National Proxy Census (Medica  
Applause MNN011)  
Medica Applause MNN011  
Otolaryngology (Medica Regional  
Service Area)

All Eligibles										
State Abbr	County	Eligible	Provider	Counts	With Access		Without Access		Average Distance	Average Time
		#	Standard	#	#	%	#	%	1	1
MN	Aitkin	287	1 in 60 miles or 60 mins	4	287	100.0	0	0.0	16.1	17.5
	Anoka	1,740	1 in 60 miles or 60 mins	45	1,740	100.0	0	0.0	4.3	5.2
	Becker	364	1 in 60 miles or 60 mins	4	364	100.0	0	0.0	11.1	12.1
	Beltrami	450	1 in 60 miles or 60 mins	11	450	100.0	0	0.0	13.1	14.2
	Benton	243	1 in 60 miles or 60 mins	0	243	100.0	0	0.0	8.8	10.3
	Big Stone	101	1 in 60 miles or 60 mins	1	101	100.0	0	0.0	10.8	11.7
	Blue Earth	347	1 in 60 miles or 60 mins	26	347	100.0	0	0.0	5.2	5.7
	Brown	135	1 in 60 miles or 60 mins	3	135	100.0	0	0.0	11.7	12.7
	Carlton	180	1 in 60 miles or 60 mins	1	180	100.0	0	0.0	15.5	16.9
	Carver	795	1 in 60 miles or 60 mins	8	795	100.0	0	0.0	5.0	5.5
	Cass	144	1 in 60 miles or 60 mins	0	144	100.0	0	0.0	24.8	27.0
	Chippewa	266	1 in 60 miles or 60 mins	1	266	100.0	0	0.0	6.4	6.9
	Chisago	271	1 in 60 miles or 60 mins	16	271	100.0	0	0.0	9.6	10.4
	Clay	324	1 in 60 miles or 60 mins	0	324	100.0	0	0.0	9.4	10.8
	Clearwater	387	1 in 60 miles or 60 mins	0	387	100.0	0	0.0	21.0	22.8
	Cook	212	1 in 60 miles or 60 mins	0	0	0.0	212	100.0	103.9	113.3
	Cottonwood	255	1 in 60 miles or 60 mins	0	255	100.0	0	0.0	37.6	41.0
	Crow Wing	348	1 in 60 miles or 60 mins	8	348	100.0	0	0.0	10.9	11.8
	Dakota	1,818	1 in 60 miles or 60 mins	56	1,818	100.0	0	0.0	3.1	3.9
	Dodge	218	1 in 60 miles or 60 mins	0	218	100.0	0	0.0	10.9	11.8
	Douglas	191	1 in 60 miles or 60 mins	4	191	100.0	0	0.0	7.8	8.4
	Faribault	151	1 in 60 miles or 60 mins	4	151	100.0	0	0.0	11.9	13.0
	Fillmore	112	1 in 60 miles or 60 mins	3	112	100.0	0	0.0	8.6	9.3
	Freeborn	668	1 in 60 miles or 60 mins	8	668	100.0	0	0.0	7.5	8.1
	Goodhue	227	1 in 60 miles or 60 mins	6	227	100.0	0	0.0	5.1	5.6
	Grant	127	1 in 60 miles or 60 mins	1	127	100.0	0	0.0	11.2	12.2
	Hennepin	5,098	1 in 60 miles or 60 mins	221	5,098	100.0	0	0.0	2.8	4.2
	Houston	192	1 in 60 miles or 60 mins	1	192	100.0	0	0.0	7.5	8.1
	Hubbard	110	1 in 60 miles or 60 mins	4	110	100.0	0	0.0	12.2	13.2
	Isanti	226	1 in 60 miles or 60 mins	2	226	100.0	0	0.0	7.4	8.0
	Itasca	216	1 in 60 miles or 60 mins	6	216	100.0	0	0.0	11.2	12.1
	Jackson	107	1 in 60 miles or 60 mins	0	107	100.0	0	0.0	27.4	29.9
	Kanabec	347	1 in 60 miles or 60 mins	8	347	100.0	0	0.0	6.3	6.9
	Kandiyohi	231	1 in 60 miles or 60 mins	6	231	100.0	0	0.0	7.4	8.0
	Kittson	356	1 in 60 miles or 60 mins	0	356	100.0	0	0.0	41.5	45.4
	Koochiching	219	1 in 60 miles or 60 mins	0	87	39.7	132	60.3	54.7	59.6
	Lac qui Parle	265	1 in 60 miles or 60 mins	3	265	100.0	0	0.0	8.7	9.5
	Lake	213	1 in 60 miles or 60 mins	0	161	75.6	52	24.4	45.7	51.1
	Lake of the Woods	339	1 in 60 miles or 60 mins	0	308	90.9	31	9.1	49.2	53.6
	Le Sueur	145	1 in 60 miles or 60 mins	0	145	100.0	0	0.0	13.9	15.1

# Access Detail By County

July 1, 2024

Created by...  
Medica

Access Analysis  
Otolaryngology  
Eligible / Provider Groups  
National Proxy Census (Medica Applause MNN011)  
Medica Applause MNN011  
Otolaryngology (Medica Regional Service Area)

All Eligibles										
State Abbr	County	Eligible	Provider	Counts	With Access		Without Access		Average Distance	Average Time
		#	Standard	#	#	%	#	%	1	1
MN	Lincoln	118	1 in 60 miles or 60 mins	2	118	100.0	0	0.0	14.1	15.4
	Lyon	136	1 in 60 miles or 60 mins	4	136	100.0	0	0.0	8.7	9.5
	Mahnomen	220	1 in 60 miles or 60 mins	0	220	100.0	0	0.0	23.6	25.7
	Marshall	388	1 in 60 miles or 60 mins	0	388	100.0	0	0.0	25.7	28.0
	Martin	200	1 in 60 miles or 60 mins	0	200	100.0	0	0.0	24.0	26.2
	McLeod	199	1 in 60 miles or 60 mins	3	199	100.0	0	0.0	5.9	6.4
	Meeker	512	1 in 60 miles or 60 mins	1	512	100.0	0	0.0	11.3	12.3
	Mille Lacs	305	1 in 60 miles or 60 mins	1	305	100.0	0	0.0	10.5	11.4
	Morrison	187	1 in 60 miles or 60 mins	2	187	100.0	0	0.0	10.4	11.4
	Mower	458	1 in 60 miles or 60 mins	8	458	100.0	0	0.0	6.6	7.1
	Murray	321	1 in 60 miles or 60 mins	0	321	100.0	0	0.0	24.7	26.9
	Nicollet	161	1 in 60 miles or 60 mins	2	161	100.0	0	0.0	4.7	5.1
	Nobles	268	1 in 60 miles or 60 mins	4	268	100.0	0	0.0	8.1	8.8
	Norman	286	1 in 60 miles or 60 mins	0	286	100.0	0	0.0	31.8	34.6
	Olmsted	706	1 in 60 miles or 60 mins	11	706	100.0	0	0.0	3.0	3.4
	Otter Tail	302	1 in 60 miles or 60 mins	19	302	100.0	0	0.0	14.7	16.0
	Pennington	145	1 in 60 miles or 60 mins	1	145	100.0	0	0.0	6.3	6.8
	Pine	298	1 in 60 miles or 60 mins	8	298	100.0	0	0.0	9.2	10.0
	Pipestone	106	1 in 60 miles or 60 mins	0	106	100.0	0	0.0	21.4	23.3
	Polk	156	1 in 60 miles or 60 mins	4	156	100.0	0	0.0	9.4	10.2
	Pope	232	1 in 60 miles or 60 mins	4	232	100.0	0	0.0	8.2	8.9
	Ramsey	2,586	1 in 60 miles or 60 mins	85	2,586	100.0	0	0.0	2.2	3.6
	Red Lake	346	1 in 60 miles or 60 mins	0	346	100.0	0	0.0	19.0	20.7
	Redwood	335	1 in 60 miles or 60 mins	0	335	100.0	0	0.0	29.6	32.2
	Renville	157	1 in 60 miles or 60 mins	0	157	100.0	0	0.0	22.1	24.1
	Rice	308	1 in 60 miles or 60 mins	7	308	100.0	0	0.0	5.2	5.7
	Rock	440	1 in 60 miles or 60 mins	1	440	100.0	0	0.0	6.8	7.3
	Roseau	347	1 in 60 miles or 60 mins	1	347	100.0	0	0.0	15.6	16.9
	Scott	601	1 in 60 miles or 60 mins	4	601	100.0	0	0.0	6.1	6.8
	Sherburne	498	1 in 60 miles or 60 mins	12	498	100.0	0	0.0	8.2	9.0
	Sibley	167	1 in 60 miles or 60 mins	1	167	100.0	0	0.0	10.9	11.9
	St. Louis	919	1 in 60 miles or 60 mins	25	917	99.8	2	0.2	11.6	13.0
	Stearns	798	1 in 60 miles or 60 mins	14	798	100.0	0	0.0	8.6	9.9
	Steele	191	1 in 60 miles or 60 mins	2	191	100.0	0	0.0	6.5	7.1
	Stevens	199	1 in 60 miles or 60 mins	3	199	100.0	0	0.0	6.7	7.3
	Swift	102	1 in 60 miles or 60 mins	1	102	100.0	0	0.0	16.4	17.9
	Todd	286	1 in 60 miles or 60 mins	2	286	100.0	0	0.0	14.5	15.8
	Traverse	259	1 in 60 miles or 60 mins	0	259	100.0	0	0.0	30.9	33.7
	Wabasha	104	1 in 60 miles or 60 mins	2	104	100.0	0	0.0	8.6	9.4
	Wadena	167	1 in 60 miles or 60 mins	0	167	100.0	0	0.0	9.4	10.2



# Access Detail By County

July 1, 2024

Created by...  
Medica

Access Analysis  
Otolaryngology

Eligible / Provider Groups  
National Proxy Census (Medica  
Applause MNN011)  
Medica Applause MNN011  
Otolaryngology (Medica Regional  
Service Area)

All Eligibles										
State Abbr	County	Eligible	Provider	Counts	With Access		Without Access		Average Distance	Average Time
		#	Standard	#	#	%	#	%	1	1
MN	Waseca	106	1 in 60 miles or 60 mins	2	106	100.0	0	0.0	6.7	7.3
	Washington	1,030	1 in 60 miles or 60 mins	52	1,030	100.0	0	0.0	5.7	6.7
	Watsonwan	131	1 in 60 miles or 60 mins	0	131	100.0	0	0.0	27.4	29.9
	Wilkin	282	1 in 60 miles or 60 mins	0	282	100.0	0	0.0	23.5	26.1
	Winona	247	1 in 60 miles or 60 mins	3	247	100.0	0	0.0	5.3	5.7
	Wright	743	1 in 60 miles or 60 mins	7	743	100.0	0	0.0	8.0	8.8
	Yellow Medicine	199	1 in 60 miles or 60 mins	2	199	100.0	0	0.0	14.5	15.8
	<b>Grand Totals</b>	<b>35,677</b>	<b>1 in 60 miles or 60 mins</b>	<b>761</b>	<b>35,248</b>	<b>98.8</b>	<b>429</b>	<b>1.2</b>	<b>10.6</b>	<b>11.9</b>

# Outpatient Infusion/Chemotherapy/Medica Applause/MNN011

July 1, 2024

Created by...  
Medica

Medica Applause MNN011 Outpatient  
Infusion/Chemotherapy

256 providers at 277 locations

■ All providers

Outpatient Infusion/Chemotherapy

Employee Group

National Proxy Census (Medica  
Applause MNN011)

Provider Group

Medica Applause MNN011 Outpatient  
Infusion/Chemotherapy (Medica  
Regional Service Area)

35,677 eligible locations

◆ With access (35,595)

● Without access (82)

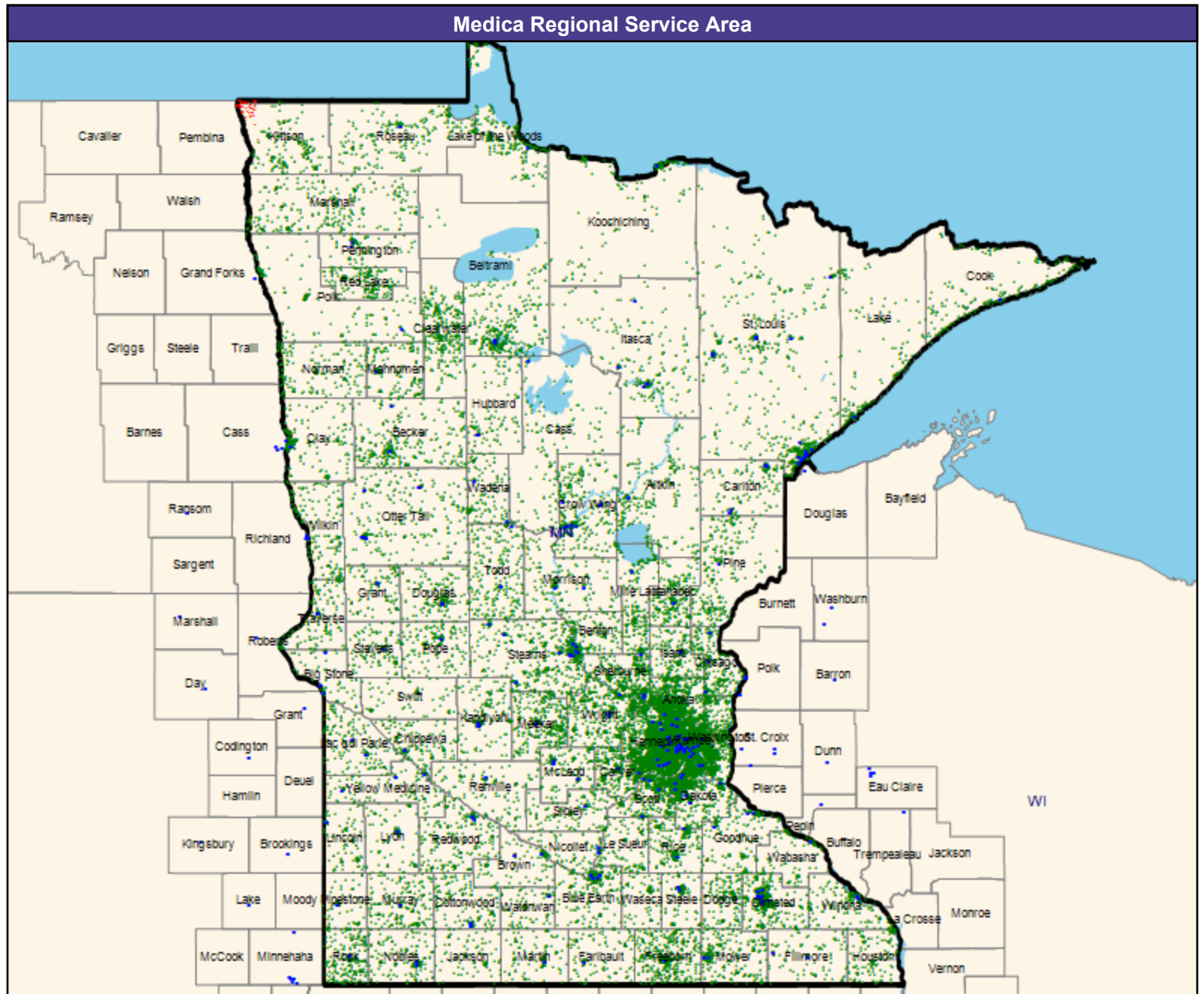
The Access Standard is defined as  
(National Proxy Census (Medica  
Applause MNN011)) eligibles accessing:

1 (Medica Applause MNN011  
Outpatient Infusion/Chemotherapy  
(Medica Regional Service Area))  
provider in 60 miles or 60 minutes

Service Areas

□ Medica Applause MNN011

62.17 miles



# Access Detail By County

July 1, 2024

Created by...  
Medica

Access Analysis  
Outpatient Infusion/Chemotherapy

Eligible / Provider Groups  
National Proxy Census (Medica Applause MNN011)  
Medica Applause MNN011  
Outpatient Infusion/Chemotherapy (Medica Regional Service Area)

All Eligibles										
State Abbr	County	Eligible	Provider	Counts	With Access		Without Access		Average Distance	Average Time
		#	Standard	#	#	%	#	%	1	1
MN	Aitkin	287	1 in 60 miles or 60 mins	1	287	100.0	0	0.0	15.8	17.2
	Anoka	1,740	1 in 60 miles or 60 mins	5	1,740	100.0	0	0.0	5.2	6.9
	Becker	364	1 in 60 miles or 60 mins	3	364	100.0	0	0.0	9.3	10.2
	Beltrami	450	1 in 60 miles or 60 mins	4	450	100.0	0	0.0	11.9	12.9
	Benton	243	1 in 60 miles or 60 mins	3	243	100.0	0	0.0	7.3	8.0
	Big Stone	101	1 in 60 miles or 60 mins	3	101	100.0	0	0.0	6.4	6.9
	Blue Earth	347	1 in 60 miles or 60 mins	3	347	100.0	0	0.0	6.3	6.8
	Brown	135	1 in 60 miles or 60 mins	3	135	100.0	0	0.0	6.3	6.8
	Carlton	180	1 in 60 miles or 60 mins	4	180	100.0	0	0.0	6.3	6.9
	Carver	795	1 in 60 miles or 60 mins	3	795	100.0	0	0.0	5.4	6.0
	Cass	144	1 in 60 miles or 60 mins	1	144	100.0	0	0.0	19.2	20.9
	Chippewa	266	1 in 60 miles or 60 mins	1	266	100.0	0	0.0	6.8	7.3
	Chisago	271	1 in 60 miles or 60 mins	3	271	100.0	0	0.0	5.4	5.9
	Clay	324	1 in 60 miles or 60 mins	1	324	100.0	0	0.0	7.9	8.7
	Clearwater	387	1 in 60 miles or 60 mins	0	387	100.0	0	0.0	20.7	22.6
	Cook	212	1 in 60 miles or 60 mins	1	212	100.0	0	0.0	20.4	22.2
	Cottonwood	255	1 in 60 miles or 60 mins	2	255	100.0	0	0.0	10.9	11.8
	Crow Wing	348	1 in 60 miles or 60 mins	7	348	100.0	0	0.0	7.9	8.5
	Dakota	1,818	1 in 60 miles or 60 mins	11	1,818	100.0	0	0.0	3.2	4.0
	Dodge	218	1 in 60 miles or 60 mins	0	218	100.0	0	0.0	15.2	17.3
	Douglas	191	1 in 60 miles or 60 mins	3	191	100.0	0	0.0	7.6	8.2
	Faribault	151	1 in 60 miles or 60 mins	1	151	100.0	0	0.0	13.1	14.2
	Fillmore	112	1 in 60 miles or 60 mins	2	112	100.0	0	0.0	10.8	11.7
	Freeborn	668	1 in 60 miles or 60 mins	1	668	100.0	0	0.0	7.4	8.0
	Goodhue	227	1 in 60 miles or 60 mins	3	227	100.0	0	0.0	8.9	9.8
	Grant	127	1 in 60 miles or 60 mins	1	127	100.0	0	0.0	10.8	11.8
	Hennepin	5,098	1 in 60 miles or 60 mins	25	5,098	100.0	0	0.0	3.2	4.9
	Houston	192	1 in 60 miles or 60 mins	0	192	100.0	0	0.0	28.1	30.6
	Hubbard	110	1 in 60 miles or 60 mins	2	110	100.0	0	0.0	10.5	11.5
	Isanti	226	1 in 60 miles or 60 mins	2	226	100.0	0	0.0	6.9	7.5
	Itasca	216	1 in 60 miles or 60 mins	7	216	100.0	0	0.0	10.5	11.4
	Jackson	107	1 in 60 miles or 60 mins	0	107	100.0	0	0.0	15.7	17.1
	Kanabec	347	1 in 60 miles or 60 mins	1	347	100.0	0	0.0	6.4	6.9
	Kandiyohi	231	1 in 60 miles or 60 mins	4	231	100.0	0	0.0	7.1	7.7
	Kittson	356	1 in 60 miles or 60 mins	0	274	77.0	82	23.0	52.1	57.1
	Koochiching	219	1 in 60 miles or 60 mins	1	219	100.0	0	0.0	14.0	15.2
	Lac qui Parle	265	1 in 60 miles or 60 mins	2	265	100.0	0	0.0	5.6	6.1
	Lake	213	1 in 60 miles or 60 mins	1	213	100.0	0	0.0	15.9	17.3
	Lake of the Woods	339	1 in 60 miles or 60 mins	1	339	100.0	0	0.0	17.4	18.9
	Le Sueur	145	1 in 60 miles or 60 mins	0	145	100.0	0	0.0	10.2	11.1

# Access Detail By County

July 1, 2024

Created by...  
Medica

Access Analysis  
Outpatient Infusion/Chemotherapy

Eligible / Provider Groups  
National Proxy Census (Medica Applause MNN011)  
Medica Applause MNN011  
Outpatient Infusion/Chemotherapy (Medica Regional Service Area)

All Eligibles										
State Abbr	County	Eligible	Provider	Counts	With Access		Without Access		Average Distance	Average Time
		#	Standard	#	#	%	#	%	1	1
MN	Lincoln	118	1 in 60 miles or 60 mins	2	118	100.0	0	0.0	15.1	16.4
	Lyon	136	1 in 60 miles or 60 mins	1	136	100.0	0	0.0	9.3	10.1
	Mahnomen	220	1 in 60 miles or 60 mins	1	220	100.0	0	0.0	8.7	9.7
	Marshall	388	1 in 60 miles or 60 mins	0	388	100.0	0	0.0	27.4	29.8
	Martin	200	1 in 60 miles or 60 mins	1	200	100.0	0	0.0	8.7	9.4
	McLeod	199	1 in 60 miles or 60 mins	3	199	100.0	0	0.0	5.8	6.3
	Meeker	512	1 in 60 miles or 60 mins	2	512	100.0	0	0.0	8.4	9.1
	Mille Lacs	305	1 in 60 miles or 60 mins	1	305	100.0	0	0.0	10.5	11.4
	Morrison	187	1 in 60 miles or 60 mins	3	187	100.0	0	0.0	8.6	9.3
	Mower	458	1 in 60 miles or 60 mins	2	458	100.0	0	0.0	6.7	7.2
	Murray	321	1 in 60 miles or 60 mins	1	321	100.0	0	0.0	10.1	11.0
	Nicollet	161	1 in 60 miles or 60 mins	3	161	100.0	0	0.0	4.4	4.7
	Nobles	268	1 in 60 miles or 60 mins	2	268	100.0	0	0.0	8.1	8.8
	Norman	286	1 in 60 miles or 60 mins	0	286	100.0	0	0.0	24.3	26.5
	Olmsted	706	1 in 60 miles or 60 mins	9	706	100.0	0	0.0	4.1	4.6
	Otter Tail	302	1 in 60 miles or 60 mins	7	302	100.0	0	0.0	10.4	11.3
	Pennington	145	1 in 60 miles or 60 mins	2	145	100.0	0	0.0	4.9	5.3
	Pine	298	1 in 60 miles or 60 mins	1	298	100.0	0	0.0	10.8	11.7
	Pipestone	106	1 in 60 miles or 60 mins	1	106	100.0	0	0.0	7.4	8.1
	Polk	156	1 in 60 miles or 60 mins	1	156	100.0	0	0.0	17.3	18.8
	Pope	232	1 in 60 miles or 60 mins	2	232	100.0	0	0.0	8.2	8.9
	Ramsey	2,586	1 in 60 miles or 60 mins	15	2,586	100.0	0	0.0	2.3	3.6
	Red Lake	346	1 in 60 miles or 60 mins	0	346	100.0	0	0.0	19.3	21.0
	Redwood	335	1 in 60 miles or 60 mins	2	335	100.0	0	0.0	12.8	13.9
	Renville	157	1 in 60 miles or 60 mins	1	157	100.0	0	0.0	10.2	11.1
	Rice	308	1 in 60 miles or 60 mins	1	308	100.0	0	0.0	5.5	6.0
	Rock	440	1 in 60 miles or 60 mins	1	440	100.0	0	0.0	6.7	7.3
	Roseau	347	1 in 60 miles or 60 mins	2	347	100.0	0	0.0	15.4	16.8
	Scott	601	1 in 60 miles or 60 mins	4	601	100.0	0	0.0	4.8	5.4
	Sherburne	498	1 in 60 miles or 60 mins	2	498	100.0	0	0.0	6.4	6.9
	Sibley	167	1 in 60 miles or 60 mins	1	167	100.0	0	0.0	10.6	11.6
	St. Louis	919	1 in 60 miles or 60 mins	18	919	100.0	0	0.0	7.2	7.9
	Stearns	798	1 in 60 miles or 60 mins	9	798	100.0	0	0.0	6.1	6.6
	Steele	191	1 in 60 miles or 60 mins	2	191	100.0	0	0.0	5.5	5.9
	Stevens	199	1 in 60 miles or 60 mins	1	199	100.0	0	0.0	6.7	7.3
	Swift	102	1 in 60 miles or 60 mins	0	102	100.0	0	0.0	22.6	24.6
	Todd	286	1 in 60 miles or 60 mins	2	286	100.0	0	0.0	9.5	10.4
	Traverse	259	1 in 60 miles or 60 mins	2	259	100.0	0	0.0	7.1	7.7
	Wabasha	104	1 in 60 miles or 60 mins	2	104	100.0	0	0.0	12.0	13.4
	Wadena	167	1 in 60 miles or 60 mins	2	167	100.0	0	0.0	10.5	11.5

**Access Detail By County**

July 1, 2024

Created by...  
Medica

Access Analysis  
Outpatient Infusion/Chemotherapy  
  
Eligible / Provider Groups  
National Proxy Census (Medica  
Applause MNN011)  
Medica Applause MNN011  
Outpatient Infusion/Chemotherapy  
(Medica Regional Service Area)

All Eligibles										
State Abbr	County	Eligible	Provider	Counts	With Access		Without Access		Average Distance	Average Time
		#	Standard	#	#	%	#	%	1	1
MN	Waseca	106	1 in 60 miles or 60 mins	0	106	100.0	0	0.0	16.4	17.9
	Washington	1,030	1 in 60 miles or 60 mins	0	1,030	100.0	0	0.0	7.7	9.4
	Watonwan	131	1 in 60 miles or 60 mins	1	131	100.0	0	0.0	13.1	14.3
	Wilkin	282	1 in 60 miles or 60 mins	2	282	100.0	0	0.0	10.3	11.2
	Winona	247	1 in 60 miles or 60 mins	2	247	100.0	0	0.0	8.7	9.4
	Wright	743	1 in 60 miles or 60 mins	4	743	100.0	0	0.0	8.3	9.1
	Yellow Medicine	199	1 in 60 miles or 60 mins	4	199	100.0	0	0.0	5.8	6.3
	Grand Totals	35,677	1 in 60 miles or 60 mins	241	35,595	99.8	82	0.2	8.2	9.3

# Pediatric Specialty/Medica Applause/MNN011

July 1, 2024

Created by...  
Medica

Medica Applause MNN011 Pediatric Specialty Providers

1,553 providers at 520 locations

■ All providers

Pediatric Specialty Providers

Employee Group

National Proxy Census (Medica Applause MNN011)

Provider Group

Medica Applause MNN011 Pediatric Specialty Providers (Medica Regional Service Area)

35,677 eligible locations

◆ With access (35,024)

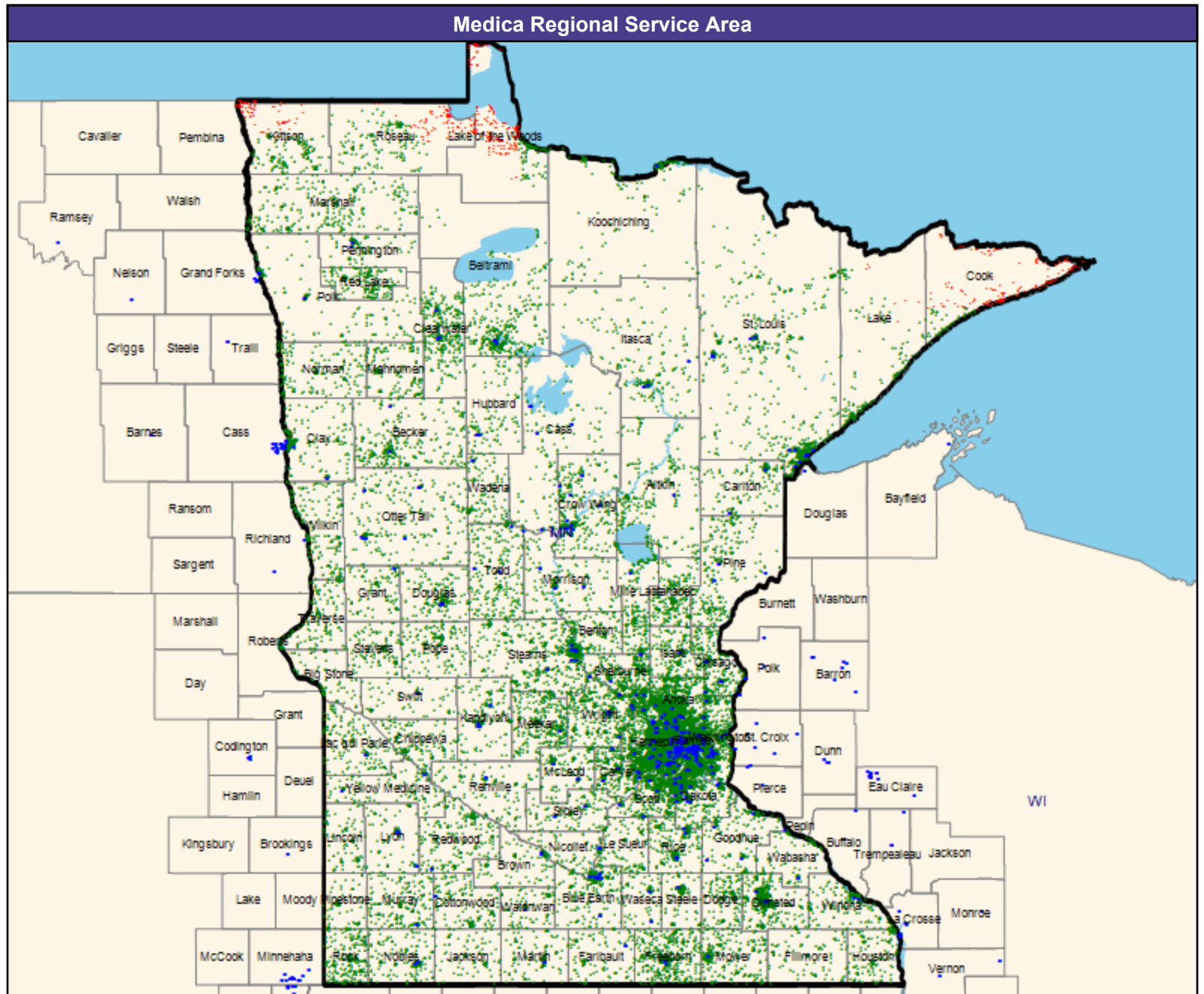
● Without access (653)

The Access Standard is defined as (National Proxy Census (Medica Applause MNN011)) eligibles accessing:  
1 (Medica Applause MNN011 Pediatric Specialty Providers (Medica Regional Service Area)) provider in 60 miles or 60 minutes

Service Areas

□ Medica Applause MNN011

62.17 miles



# Access Detail By County

July 1, 2024

Created by...  
Medica

Access Analysis  
Pediatric Specialty Providers  
Eligible / Provider Groups  
National Proxy Census (Medica Applause MNN011)  
Medica Applause MNN011 Pediatric Specialty Providers (Medica Regional Service Area)

All Eligibles										
State Abbr	County	Eligible	Provider	Counts	With Access		Without Access		Average Distance	Average Time
		#	Standard	#	#	%	#	%	1	1
MN	Aitkin	287	1 in 60 miles or 60 mins	3	287	100.0	0	0.0	15.8	17.1
	Anoka	1,740	1 in 60 miles or 60 mins	185	1,740	100.0	0	0.0	3.7	4.4
	Becker	364	1 in 60 miles or 60 mins	12	364	100.0	0	0.0	8.8	9.6
	Beltrami	450	1 in 60 miles or 60 mins	32	450	100.0	0	0.0	12.5	13.6
	Benton	243	1 in 60 miles or 60 mins	0	243	100.0	0	0.0	7.9	8.7
	Big Stone	101	1 in 60 miles or 60 mins	0	101	100.0	0	0.0	39.8	43.4
	Blue Earth	347	1 in 60 miles or 60 mins	110	347	100.0	0	0.0	4.9	5.3
	Brown	135	1 in 60 miles or 60 mins	5	135	100.0	0	0.0	10.6	11.5
	Carlton	180	1 in 60 miles or 60 mins	3	180	100.0	0	0.0	6.3	6.9
	Carver	795	1 in 60 miles or 60 mins	161	795	100.0	0	0.0	3.2	3.6
	Cass	144	1 in 60 miles or 60 mins	9	144	100.0	0	0.0	9.8	10.7
	Chippewa	266	1 in 60 miles or 60 mins	0	266	100.0	0	0.0	15.6	17.0
	Chisago	271	1 in 60 miles or 60 mins	147	271	100.0	0	0.0	5.6	6.0
	Clay	324	1 in 60 miles or 60 mins	13	324	100.0	0	0.0	5.9	6.6
	Clearwater	387	1 in 60 miles or 60 mins	3	387	100.0	0	0.0	7.2	7.8
	Cook	212	1 in 60 miles or 60 mins	0	42	19.8	170	80.2	72.7	79.3
	Cottonwood	255	1 in 60 miles or 60 mins	4	255	100.0	0	0.0	16.9	18.4
	Crow Wing	348	1 in 60 miles or 60 mins	35	348	100.0	0	0.0	5.4	5.9
	Dakota	1,818	1 in 60 miles or 60 mins	456	1,818	100.0	0	0.0	2.2	2.6
	Dodge	218	1 in 60 miles or 60 mins	0	218	100.0	0	0.0	14.7	16.8
	Douglas	191	1 in 60 miles or 60 mins	68	191	100.0	0	0.0	6.7	7.3
	Faribault	151	1 in 60 miles or 60 mins	1	151	100.0	0	0.0	14.3	15.5
	Fillmore	112	1 in 60 miles or 60 mins	0	112	100.0	0	0.0	26.5	28.8
	Freeborn	668	1 in 60 miles or 60 mins	16	668	100.0	0	0.0	6.4	7.0
	Goodhue	227	1 in 60 miles or 60 mins	34	227	100.0	0	0.0	4.5	4.9
	Grant	127	1 in 60 miles or 60 mins	5	127	100.0	0	0.0	16.7	18.2
	Hennepin	5,098	1 in 60 miles or 60 mins	2,662	5,098	100.0	0	0.0	1.7	2.6
	Houston	192	1 in 60 miles or 60 mins	0	192	100.0	0	0.0	16.0	17.4
	Hubbard	110	1 in 60 miles or 60 mins	10	110	100.0	0	0.0	9.8	10.7
	Isanti	226	1 in 60 miles or 60 mins	5	226	100.0	0	0.0	6.9	7.5
	Itasca	216	1 in 60 miles or 60 mins	8	216	100.0	0	0.0	14.7	15.9
	Jackson	107	1 in 60 miles or 60 mins	0	107	100.0	0	0.0	23.8	25.9
	Kanabec	347	1 in 60 miles or 60 mins	0	347	100.0	0	0.0	20.0	21.8
	Kandiyohi	231	1 in 60 miles or 60 mins	55	231	100.0	0	0.0	5.8	6.3
	Kittson	356	1 in 60 miles or 60 mins	0	223	62.6	133	37.4	57.2	62.7
	Koochiching	219	1 in 60 miles or 60 mins	1	219	100.0	0	0.0	18.0	19.6
	Lac qui Parle	265	1 in 60 miles or 60 mins	1	265	100.0	0	0.0	12.4	13.4
	Lake	213	1 in 60 miles or 60 mins	0	206	96.7	7	3.3	39.4	42.9
	Lake of the Woods	339	1 in 60 miles or 60 mins	0	120	35.4	219	64.6	67.5	73.5
	Le Sueur	145	1 in 60 miles or 60 mins	0	145	100.0	0	0.0	9.4	10.2

# Access Detail By County

July 1, 2024

Created by...  
Medica

Access Analysis  
Pediatric Specialty Providers  
Eligible / Provider Groups  
National Proxy Census (Medica Applause MNN011)  
Medica Applause MNN011 Pediatric Specialty Providers (Medica Regional Service Area)

All Eligibles										
State Abbr	County	Eligible	Provider	Counts	With Access		Without Access		Average Distance	Average Time
		#	Standard	#	#	%	#	%	1	1
MN	Lincoln	118	1 in 60 miles or 60 mins	0	118	100.0	0	0.0	21.8	23.7
	Lyon	136	1 in 60 miles or 60 mins	40	136	100.0	0	0.0	6.3	6.9
	Mahnomen	220	1 in 60 miles or 60 mins	0	220	100.0	0	0.0	18.0	19.6
	Marshall	388	1 in 60 miles or 60 mins	0	388	100.0	0	0.0	26.6	29.0
	Martin	200	1 in 60 miles or 60 mins	1	200	100.0	0	0.0	8.2	8.9
	McLeod	199	1 in 60 miles or 60 mins	4	199	100.0	0	0.0	5.4	5.8
	Meeker	512	1 in 60 miles or 60 mins	3	512	100.0	0	0.0	11.3	12.3
	Mille Lacs	305	1 in 60 miles or 60 mins	3	305	100.0	0	0.0	10.8	11.7
	Morrison	187	1 in 60 miles or 60 mins	21	187	100.0	0	0.0	6.9	7.5
	Mower	458	1 in 60 miles or 60 mins	21	458	100.0	0	0.0	8.5	9.2
	Murray	321	1 in 60 miles or 60 mins	3	321	100.0	0	0.0	12.4	13.5
	Nicollet	161	1 in 60 miles or 60 mins	26	161	100.0	0	0.0	4.5	4.8
	Nobles	268	1 in 60 miles or 60 mins	16	268	100.0	0	0.0	8.2	8.9
	Norman	286	1 in 60 miles or 60 mins	0	286	100.0	0	0.0	29.1	31.7
	Olmsted	706	1 in 60 miles or 60 mins	23	706	100.0	0	0.0	4.8	5.4
	Otter Tail	302	1 in 60 miles or 60 mins	42	302	100.0	0	0.0	8.6	9.3
	Pennington	145	1 in 60 miles or 60 mins	4	145	100.0	0	0.0	5.1	5.5
	Pine	298	1 in 60 miles or 60 mins	8	298	100.0	0	0.0	10.6	11.5
	Pipestone	106	1 in 60 miles or 60 mins	0	106	100.0	0	0.0	32.4	35.3
	Polk	156	1 in 60 miles or 60 mins	4	156	100.0	0	0.0	12.5	13.6
	Pope	232	1 in 60 miles or 60 mins	0	232	100.0	0	0.0	18.1	19.7
	Ramsey	2,586	1 in 60 miles or 60 mins	1,129	2,586	100.0	0	0.0	1.2	1.9
	Red Lake	346	1 in 60 miles or 60 mins	0	346	100.0	0	0.0	20.0	21.7
	Redwood	335	1 in 60 miles or 60 mins	4	335	100.0	0	0.0	18.6	20.2
	Renville	157	1 in 60 miles or 60 mins	2	157	100.0	0	0.0	11.5	12.5
	Rice	308	1 in 60 miles or 60 mins	14	308	100.0	0	0.0	4.8	5.2
	Rock	440	1 in 60 miles or 60 mins	0	440	100.0	0	0.0	17.2	18.7
	Roseau	347	1 in 60 miles or 60 mins	0	223	64.3	124	35.7	58.8	64.1
	Scott	601	1 in 60 miles or 60 mins	38	601	100.0	0	0.0	3.6	4.1
	Sherburne	498	1 in 60 miles or 60 mins	70	498	100.0	0	0.0	4.7	5.1
	Sibley	167	1 in 60 miles or 60 mins	4	167	100.0	0	0.0	6.8	7.4
	St. Louis	919	1 in 60 miles or 60 mins	147	919	100.0	0	0.0	10.4	11.5
	Stearns	798	1 in 60 miles or 60 mins	102	798	100.0	0	0.0	9.5	10.3
	Steele	191	1 in 60 miles or 60 mins	14	191	100.0	0	0.0	6.0	6.5
	Stevens	199	1 in 60 miles or 60 mins	0	199	100.0	0	0.0	30.4	33.1
	Swift	102	1 in 60 miles or 60 mins	1	102	100.0	0	0.0	11.3	12.2
	Todd	286	1 in 60 miles or 60 mins	3	286	100.0	0	0.0	10.4	11.3
	Traverse	259	1 in 60 miles or 60 mins	0	259	100.0	0	0.0	33.6	36.7
	Wabasha	104	1 in 60 miles or 60 mins	1	104	100.0	0	0.0	9.2	10.0
	Wadena	167	1 in 60 miles or 60 mins	4	167	100.0	0	0.0	14.6	15.8





# Physical Therapy, Occupational Therapy, and/or Speech Therapy Services/Medica Applause/MNN011

July 1, 2024

Created by...  
Medica

Medica Applause MNN011 Physical Medicine and Rehabilitation and Occupational Medicine

291 providers at 324 locations  
■ All providers

Physical Medicine and Rehabilitation and Occupational Medicine

Employee Group  
National Proxy Census (Medica Applause MNN011)

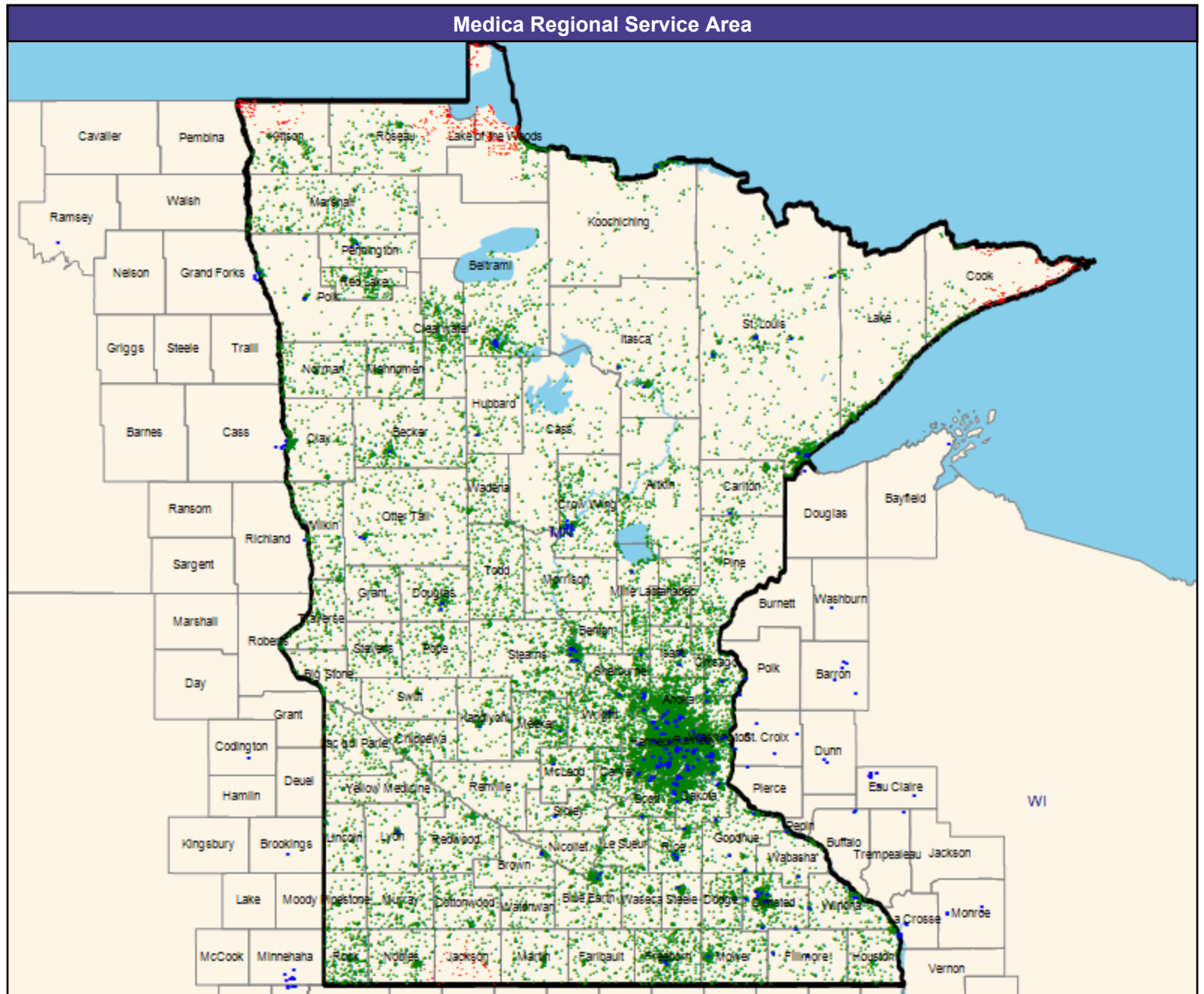
Provider Group  
Medica Applause MNN011 Physical Medicine and Rehabilitation and Occupational Medicine (Medica Regional Service Area)

35,677 eligible locations  
◆ With access (34,987)  
● Without access (690)

The Access Standard is defined as (National Proxy Census (Medica Applause MNN011)) eligibles accessing:  
1 (Medica Applause MNN011 Physical Medicine and Rehabilitation and Occupational Medicine (Medica Regional Service Area)) provider in 60 miles or 60 minutes

Service Areas  
 Medica Applause MNN011

62.17 miles



# Access Detail By County

July 1, 2024

Created by...  
Medica

Access Analysis  
Physical Medicine and Rehabilitation  
and Occupational Medicine

Eligible / Provider Groups  
National Proxy Census (Medica  
Applause MNN011)  
Medica Applause MNN011 Physical  
Medicine and Rehabilitation and  
Occupational Medicine (Medica  
Regional Service Area)

All Eligibles										
State Abbr	County	Eligible	Provider	Counts	With Access		Without Access		Average Distance	Average Time
		#	Standard	#	#	%	#	%	1	1
MN	Aitkin	287	1 in 60 miles or 60 mins	0	287	100.0	0	0.0	29.3	31.9
	Anoka	1,740	1 in 60 miles or 60 mins	67	1,740	100.0	0	0.0	4.4	5.5
	Becker	364	1 in 60 miles or 60 mins	5	364	100.0	0	0.0	11.1	12.1
	Beltrami	450	1 in 60 miles or 60 mins	9	450	100.0	0	0.0	12.3	13.4
	Benton	243	1 in 60 miles or 60 mins	0	243	100.0	0	0.0	8.6	9.4
	Big Stone	101	1 in 60 miles or 60 mins	0	99	98.0	2	2.0	53.4	58.2
	Blue Earth	347	1 in 60 miles or 60 mins	17	347	100.0	0	0.0	7.7	8.3
	Brown	135	1 in 60 miles or 60 mins	3	135	100.0	0	0.0	11.7	12.7
	Carlton	180	1 in 60 miles or 60 mins	3	180	100.0	0	0.0	15.5	16.9
	Carver	795	1 in 60 miles or 60 mins	5	795	100.0	0	0.0	7.8	8.5
	Cass	144	1 in 60 miles or 60 mins	0	144	100.0	0	0.0	25.8	28.2
	Chippewa	266	1 in 60 miles or 60 mins	0	266	100.0	0	0.0	33.2	36.2
	Chisago	271	1 in 60 miles or 60 mins	5	271	100.0	0	0.0	8.5	9.3
	Clay	324	1 in 60 miles or 60 mins	0	324	100.0	0	0.0	9.6	11.0
	Clearwater	387	1 in 60 miles or 60 mins	0	387	100.0	0	0.0	27.4	29.9
	Cook	212	1 in 60 miles or 60 mins	0	71	33.5	141	66.5	68.4	74.6
	Cottonwood	255	1 in 60 miles or 60 mins	0	255	100.0	0	0.0	47.1	51.3
	Crow Wing	348	1 in 60 miles or 60 mins	9	348	100.0	0	0.0	13.0	14.2
	Dakota	1,818	1 in 60 miles or 60 mins	126	1,818	100.0	0	0.0	3.0	3.7
	Dodge	218	1 in 60 miles or 60 mins	0	218	100.0	0	0.0	10.9	11.8
	Douglas	191	1 in 60 miles or 60 mins	7	191	100.0	0	0.0	7.7	8.4
	Faribault	151	1 in 60 miles or 60 mins	0	151	100.0	0	0.0	30.4	33.1
	Fillmore	112	1 in 60 miles or 60 mins	18	112	100.0	0	0.0	8.7	9.4
	Freeborn	668	1 in 60 miles or 60 mins	8	668	100.0	0	0.0	7.1	7.8
	Goodhue	227	1 in 60 miles or 60 mins	24	227	100.0	0	0.0	5.4	5.9
	Grant	127	1 in 60 miles or 60 mins	0	127	100.0	0	0.0	24.3	26.5
	Hennepin	5,098	1 in 60 miles or 60 mins	270	5,098	100.0	0	0.0	2.2	3.3
	Houston	192	1 in 60 miles or 60 mins	0	192	100.0	0	0.0	15.8	17.2
	Hubbard	110	1 in 60 miles or 60 mins	1	110	100.0	0	0.0	11.5	12.5
	Isanti	226	1 in 60 miles or 60 mins	4	226	100.0	0	0.0	5.9	6.4
	Itasca	216	1 in 60 miles or 60 mins	6	216	100.0	0	0.0	13.5	14.7
	Jackson	107	1 in 60 miles or 60 mins	0	43	40.2	64	59.8	60.7	66.2
	Kanabec	347	1 in 60 miles or 60 mins	0	347	100.0	0	0.0	21.9	23.8
	Kandiyohi	231	1 in 60 miles or 60 mins	2	231	100.0	0	0.0	8.7	9.5
	Kittson	356	1 in 60 miles or 60 mins	0	223	62.6	133	37.4	57.7	63.2
	Koochiching	219	1 in 60 miles or 60 mins	1	219	100.0	0	0.0	17.4	18.9
	Lac qui Parle	265	1 in 60 miles or 60 mins	0	265	100.0	0	0.0	43.2	47.1
	Lake	213	1 in 60 miles or 60 mins	0	213	100.0	0	0.0	34.3	38.7
	Lake of the Woods	339	1 in 60 miles or 60 mins	0	120	35.4	219	64.6	67.5	73.5
	Le Sueur	145	1 in 60 miles or 60 mins	0	145	100.0	0	0.0	12.3	13.3

# Access Detail By County

July 1, 2024

Created by...  
Medica

Access Analysis  
Physical Medicine and Rehabilitation  
and Occupational Medicine

Eligible / Provider Groups  
National Proxy Census (Medica  
Applause MNN011)  
Medica Applause MNN011 Physical  
Medicine and Rehabilitation and  
Occupational Medicine (Medica  
Regional Service Area)

All Eligibles										
State Abbr	County	Eligible	Provider	Counts	With Access		Without Access		Average Distance	Average Time
		#	Standard	#	#	%	#	%	1	1
MN	Lincoln	118	1 in 60 miles or 60 mins	0	118	100.0	0	0.0	25.6	27.8
	Lyon	136	1 in 60 miles or 60 mins	1	136	100.0	0	0.0	9.5	10.3
	Mahnomen	220	1 in 60 miles or 60 mins	0	220	100.0	0	0.0	35.5	38.6
	Marshall	388	1 in 60 miles or 60 mins	0	388	100.0	0	0.0	26.9	29.4
	Martin	200	1 in 60 miles or 60 mins	0	199	99.5	1	0.5	46.1	50.2
	McLeod	199	1 in 60 miles or 60 mins	6	199	100.0	0	0.0	10.4	11.3
	Meeker	512	1 in 60 miles or 60 mins	5	512	100.0	0	0.0	13.0	14.1
	Mille Lacs	305	1 in 60 miles or 60 mins	2	305	100.0	0	0.0	10.6	11.5
	Morrison	187	1 in 60 miles or 60 mins	0	187	100.0	0	0.0	24.7	26.9
	Mower	458	1 in 60 miles or 60 mins	7	458	100.0	0	0.0	6.6	7.1
	Murray	321	1 in 60 miles or 60 mins	0	321	100.0	0	0.0	34.8	38.0
	Nicollet	161	1 in 60 miles or 60 mins	0	161	100.0	0	0.0	8.8	9.5
	Nobles	268	1 in 60 miles or 60 mins	0	259	96.6	9	3.4	51.4	56.1
	Norman	286	1 in 60 miles or 60 mins	0	286	100.0	0	0.0	33.3	36.2
	Olmsted	706	1 in 60 miles or 60 mins	53	706	100.0	0	0.0	2.7	3.0
	Otter Tail	302	1 in 60 miles or 60 mins	2	302	100.0	0	0.0	18.6	20.3
	Pennington	145	1 in 60 miles or 60 mins	2	145	100.0	0	0.0	5.2	5.6
	Pine	298	1 in 60 miles or 60 mins	0	298	100.0	0	0.0	23.7	25.8
	Pipestone	106	1 in 60 miles or 60 mins	0	106	100.0	0	0.0	38.8	42.3
	Polk	156	1 in 60 miles or 60 mins	5	156	100.0	0	0.0	17.7	19.3
	Pope	232	1 in 60 miles or 60 mins	0	232	100.0	0	0.0	18.6	20.3
	Ramsey	2,586	1 in 60 miles or 60 mins	147	2,586	100.0	0	0.0	2.0	3.2
	Red Lake	346	1 in 60 miles or 60 mins	0	346	100.0	0	0.0	20.2	22.0
	Redwood	335	1 in 60 miles or 60 mins	0	335	100.0	0	0.0	30.1	32.8
	Renville	157	1 in 60 miles or 60 mins	0	157	100.0	0	0.0	25.3	27.5
	Rice	308	1 in 60 miles or 60 mins	12	308	100.0	0	0.0	5.0	5.4
	Rock	440	1 in 60 miles or 60 mins	0	440	100.0	0	0.0	27.5	30.1
	Roseau	347	1 in 60 miles or 60 mins	0	226	65.1	121	34.9	58.3	63.6
	Scott	601	1 in 60 miles or 60 mins	19	601	100.0	0	0.0	5.1	5.7
	Sherburne	498	1 in 60 miles or 60 mins	5	498	100.0	0	0.0	6.1	6.6
	Sibley	167	1 in 60 miles or 60 mins	1	167	100.0	0	0.0	13.7	14.9
	St. Louis	919	1 in 60 miles or 60 mins	57	919	100.0	0	0.0	8.5	9.6
	Stearns	798	1 in 60 miles or 60 mins	29	798	100.0	0	0.0	12.5	13.7
	Steele	191	1 in 60 miles or 60 mins	4	191	100.0	0	0.0	6.6	7.1
	Stevens	199	1 in 60 miles or 60 mins	0	199	100.0	0	0.0	39.4	42.9
	Swift	102	1 in 60 miles or 60 mins	0	102	100.0	0	0.0	38.9	42.4
	Todd	286	1 in 60 miles or 60 mins	0	286	100.0	0	0.0	28.7	31.2
	Traverse	259	1 in 60 miles or 60 mins	0	259	100.0	0	0.0	36.1	39.4
	Wabasha	104	1 in 60 miles or 60 mins	12	104	100.0	0	0.0	8.7	9.4
	Wadena	167	1 in 60 miles or 60 mins	0	167	100.0	0	0.0	26.9	29.4



# Physical Medicine and Rehabilitation and Occupational Medicine/Medica Applause/MNN011

July 1, 2024

Created by...  
Medica

Medica Applause MNN011 Physical, Occupational, and Speech

6,310 providers at 1,211 locations

■ All providers

Physical, Occupational, and Speech

Employee Group

National Proxy Census (Medica Applause MNN011)

Provider Group

Medica Applause MNN011 Physical, Occupational, and Speech (Medica Regional Service Area)

35,677 eligible locations

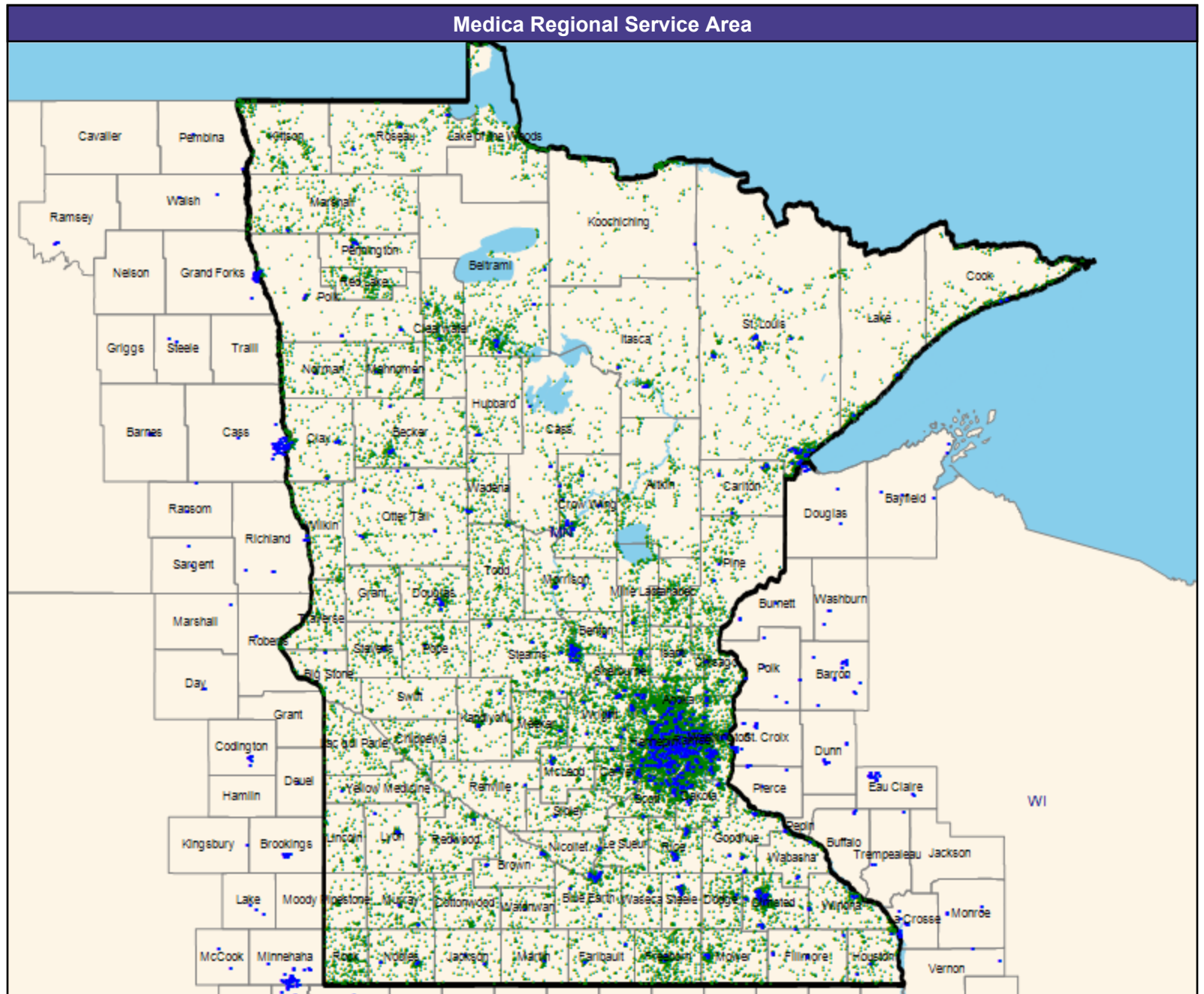
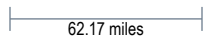
◆ With access (35,677)

● Without access (0)

The Access Standard is defined as (National Proxy Census (Medica Applause MNN011)) eligibles accessing:  
1 (Medica Applause MNN011 Physical, Occupational, and Speech (Medica Regional Service Area)) provider in 60 miles or 60 minutes

Service Areas

□ Medica Applause MNN011



# Access Detail By County

July 1, 2024

Created by...  
Medica

Access Analysis  
Physical, Occupational, and Speech

Eligible / Provider Groups  
National Proxy Census (Medica  
Applause MNN011)  
Medica Applause MNN011 Physical,  
Occupational, and Speech (Medica  
Regional Service Area)

All Eligibles										
State Abbr	County	Eligible	Provider	Counts	With Access		Without Access		Average Distance	Average Time
		#	Standard	#	#	%	#	%	1	1
MN	Aitkin	287	1 in 60 miles or 60 mins	0	287	100.0	0	0.0	19.8	21.6
	Anoka	1,740	1 in 60 miles or 60 mins	1,989	1,740	100.0	0	0.0	2.1	2.5
	Becker	364	1 in 60 miles or 60 mins	50	364	100.0	0	0.0	7.6	8.3
	Beltrami	450	1 in 60 miles or 60 mins	136	450	100.0	0	0.0	7.7	8.4
	Benton	243	1 in 60 miles or 60 mins	27	243	100.0	0	0.0	4.4	4.7
	Big Stone	101	1 in 60 miles or 60 mins	2	101	100.0	0	0.0	15.5	16.8
	Blue Earth	347	1 in 60 miles or 60 mins	234	347	100.0	0	0.0	3.9	4.2
	Brown	135	1 in 60 miles or 60 mins	30	135	100.0	0	0.0	6.3	6.8
	Carlton	180	1 in 60 miles or 60 mins	43	180	100.0	0	0.0	4.2	4.6
	Carver	795	1 in 60 miles or 60 mins	333	795	100.0	0	0.0	3.0	3.3
	Cass	144	1 in 60 miles or 60 mins	19	144	100.0	0	0.0	12.3	13.4
	Chippewa	266	1 in 60 miles or 60 mins	0	266	100.0	0	0.0	31.9	34.8
	Chisago	271	1 in 60 miles or 60 mins	51	271	100.0	0	0.0	5.6	6.1
	Clay	324	1 in 60 miles or 60 mins	67	324	100.0	0	0.0	3.3	3.7
	Clearwater	387	1 in 60 miles or 60 mins	28	387	100.0	0	0.0	7.5	8.2
	Cook	212	1 in 60 miles or 60 mins	2	212	100.0	0	0.0	19.3	21.0
	Cottonwood	255	1 in 60 miles or 60 mins	0	255	100.0	0	0.0	16.8	18.3
	Crow Wing	348	1 in 60 miles or 60 mins	123	348	100.0	0	0.0	5.5	5.9
	Dakota	1,818	1 in 60 miles or 60 mins	2,457	1,818	100.0	0	0.0	1.7	2.1
	Dodge	218	1 in 60 miles or 60 mins	12	218	100.0	0	0.0	8.2	8.9
	Douglas	191	1 in 60 miles or 60 mins	26	191	100.0	0	0.0	6.9	7.4
	Faribault	151	1 in 60 miles or 60 mins	4	151	100.0	0	0.0	7.5	8.1
	Fillmore	112	1 in 60 miles or 60 mins	21	112	100.0	0	0.0	6.0	6.5
	Freeborn	668	1 in 60 miles or 60 mins	10	668	100.0	0	0.0	6.5	7.1
	Goodhue	227	1 in 60 miles or 60 mins	70	227	100.0	0	0.0	4.0	4.3
	Grant	127	1 in 60 miles or 60 mins	0	127	100.0	0	0.0	22.9	25.0
	Hennepin	5,098	1 in 60 miles or 60 mins	6,668	5,098	100.0	0	0.0	1.2	1.8
	Houston	192	1 in 60 miles or 60 mins	28	192	100.0	0	0.0	4.8	5.2
	Hubbard	110	1 in 60 miles or 60 mins	40	110	100.0	0	0.0	8.9	9.7
	Isanti	226	1 in 60 miles or 60 mins	117	226	100.0	0	0.0	5.0	5.5
	Itasca	216	1 in 60 miles or 60 mins	33	216	100.0	0	0.0	11.9	13.0
	Jackson	107	1 in 60 miles or 60 mins	45	107	100.0	0	0.0	6.7	7.2
	Kanabec	347	1 in 60 miles or 60 mins	0	347	100.0	0	0.0	19.2	20.9
	Kandiyohi	231	1 in 60 miles or 60 mins	23	231	100.0	0	0.0	5.9	6.4
	Kittson	356	1 in 60 miles or 60 mins	0	356	100.0	0	0.0	23.5	25.7
	Koochiching	219	1 in 60 miles or 60 mins	0	219	100.0	0	0.0	37.6	41.0
	Lac qui Parle	265	1 in 60 miles or 60 mins	0	265	100.0	0	0.0	24.4	26.6
	Lake	213	1 in 60 miles or 60 mins	11	213	100.0	0	0.0	10.1	11.0
	Lake of the Woods	339	1 in 60 miles or 60 mins	0	339	100.0	0	0.0	32.6	35.5
	Le Sueur	145	1 in 60 miles or 60 mins	0	145	100.0	0	0.0	9.5	10.3

# Access Detail By County

July 1, 2024

Created by...  
Medica

Access Analysis  
Physical, Occupational, and Speech

Eligible / Provider Groups  
National Proxy Census (Medica Applause MNN011)  
Medica Applause MNN011 Physical, Occupational, and Speech (Medica Regional Service Area)

All Eligibles										
State Abbr	County	Eligible	Provider	Counts	With Access		Without Access		Average Distance	Average Time
		#	Standard	#	#	%	#	%	1	1
MN	Lincoln	118	1 in 60 miles or 60 mins	0	118	100.0	0	0.0	20.8	22.7
	Lyon	136	1 in 60 miles or 60 mins	32	136	100.0	0	0.0	7.6	8.3
	Mahnomen	220	1 in 60 miles or 60 mins	4	220	100.0	0	0.0	6.4	6.9
	Marshall	388	1 in 60 miles or 60 mins	2	388	100.0	0	0.0	16.3	17.8
	Martin	200	1 in 60 miles or 60 mins	10	200	100.0	0	0.0	7.7	8.4
	McLeod	199	1 in 60 miles or 60 mins	36	199	100.0	0	0.0	8.5	9.3
	Meeker	512	1 in 60 miles or 60 mins	28	512	100.0	0	0.0	10.3	11.2
	Mille Lacs	305	1 in 60 miles or 60 mins	20	305	100.0	0	0.0	10.8	11.8
	Morrison	187	1 in 60 miles or 60 mins	46	187	100.0	0	0.0	8.2	8.9
	Mower	458	1 in 60 miles or 60 mins	20	458	100.0	0	0.0	6.2	6.7
	Murray	321	1 in 60 miles or 60 mins	27	321	100.0	0	0.0	7.7	8.4
	Nicollet	161	1 in 60 miles or 60 mins	45	161	100.0	0	0.0	4.0	4.3
	Nobles	268	1 in 60 miles or 60 mins	57	268	100.0	0	0.0	5.4	5.9
	Norman	286	1 in 60 miles or 60 mins	3	286	100.0	0	0.0	11.1	12.1
	Olmsted	706	1 in 60 miles or 60 mins	225	706	100.0	0	0.0	2.2	2.5
	Otter Tail	302	1 in 60 miles or 60 mins	55	302	100.0	0	0.0	7.7	8.4
	Pennington	145	1 in 60 miles or 60 mins	53	145	100.0	0	0.0	4.4	4.8
	Pine	298	1 in 60 miles or 60 mins	2	298	100.0	0	0.0	10.4	11.3
	Pipestone	106	1 in 60 miles or 60 mins	0	106	100.0	0	0.0	26.8	29.2
	Polk	156	1 in 60 miles or 60 mins	74	156	100.0	0	0.0	6.7	7.3
	Pope	232	1 in 60 miles or 60 mins	1	232	100.0	0	0.0	9.7	10.5
	Ramsey	2,586	1 in 60 miles or 60 mins	2,367	2,586	100.0	0	0.0	0.9	1.5
	Red Lake	346	1 in 60 miles or 60 mins	0	346	100.0	0	0.0	18.5	20.2
	Redwood	335	1 in 60 miles or 60 mins	2	335	100.0	0	0.0	8.6	9.3
	Renville	157	1 in 60 miles or 60 mins	1	157	100.0	0	0.0	15.8	17.2
	Rice	308	1 in 60 miles or 60 mins	60	308	100.0	0	0.0	3.9	4.2
	Rock	440	1 in 60 miles or 60 mins	0	440	100.0	0	0.0	14.4	15.7
	Roseau	347	1 in 60 miles or 60 mins	39	347	100.0	0	0.0	6.8	7.3
	Scott	601	1 in 60 miles or 60 mins	76	601	100.0	0	0.0	3.0	3.3
	Sherburne	498	1 in 60 miles or 60 mins	396	498	100.0	0	0.0	3.0	3.2
	Sibley	167	1 in 60 miles or 60 mins	2	167	100.0	0	0.0	11.9	13.0
	St. Louis	919	1 in 60 miles or 60 mins	644	919	100.0	0	0.0	6.2	6.8
	Stearns	798	1 in 60 miles or 60 mins	536	798	100.0	0	0.0	4.7	5.1
	Steele	191	1 in 60 miles or 60 mins	33	191	100.0	0	0.0	4.3	4.6
	Stevens	199	1 in 60 miles or 60 mins	14	199	100.0	0	0.0	6.6	7.2
	Swift	102	1 in 60 miles or 60 mins	0	102	100.0	0	0.0	23.8	25.9
	Todd	286	1 in 60 miles or 60 mins	7	286	100.0	0	0.0	14.2	15.5
	Traverse	259	1 in 60 miles or 60 mins	0	259	100.0	0	0.0	18.0	19.6
	Wabasha	104	1 in 60 miles or 60 mins	18	104	100.0	0	0.0	4.9	5.3
	Wadena	167	1 in 60 miles or 60 mins	13	167	100.0	0	0.0	6.0	6.5





# Podiatry/Medica Applause/MNN011

July 1, 2024

Created by...  
Medica

Medica Applause MNN011 Podiatry

271 providers at 433 locations

■ All providers

Podiatry

Employee Group

National Proxy Census (Medica Applause MNN011)

Provider Group

Medica Applause MNN011 Podiatry (Medica Regional Service Area)

35,677 eligible locations

◆ With access (35,536)

● Without access (141)

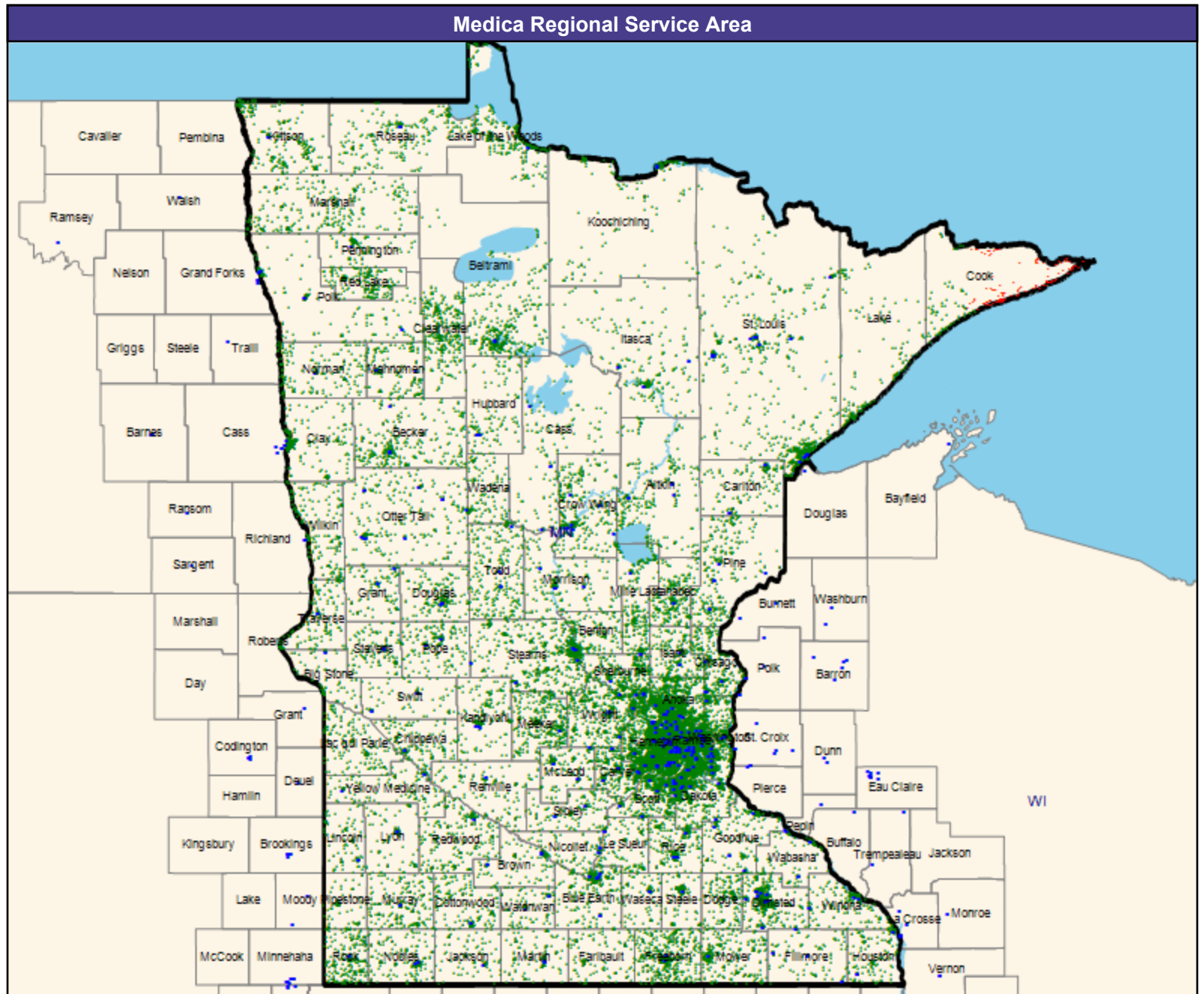
The Access Standard is defined as (National Proxy Census (Medica Applause MNN011)) eligibles accessing:

1 (Medica Applause MNN011 Podiatry (Medica Regional Service Area)) provider in 60 miles or 60 minutes

Service Areas

□ Medica Applause MNN011

62.17 miles



# Access Detail By County

July 1, 2024

Created by...  
Medica

Access Analysis  
Podiatry  
Eligible / Provider Groups  
National Proxy Census (Medica  
Applause MNN011)  
Medica Applause MNN011 Podiatry  
(Medica Regional Service Area)

All Eligibles										
State Abbr	County	Eligible	Provider	Counts	With Access		Without Access		Average Distance	Average Time
		#	Standard	#	#	%	#	%	1	1
MN	Aitkin	287	1 in 60 miles or 60 mins	4	287	100.0	0	0.0	10.4	11.3
	Anoka	1,740	1 in 60 miles or 60 mins	50	1,740	100.0	0	0.0	3.6	4.4
	Becker	364	1 in 60 miles or 60 mins	7	364	100.0	0	0.0	9.3	10.1
	Beltrami	450	1 in 60 miles or 60 mins	3	450	100.0	0	0.0	12.9	14.0
	Benton	243	1 in 60 miles or 60 mins	0	243	100.0	0	0.0	8.4	9.3
	Big Stone	101	1 in 60 miles or 60 mins	1	101	100.0	0	0.0	12.3	13.4
	Blue Earth	347	1 in 60 miles or 60 mins	14	347	100.0	0	0.0	4.8	5.2
	Brown	135	1 in 60 miles or 60 mins	3	135	100.0	0	0.0	6.4	6.9
	Carlton	180	1 in 60 miles or 60 mins	6	180	100.0	0	0.0	6.8	7.4
	Carver	795	1 in 60 miles or 60 mins	17	795	100.0	0	0.0	2.9	3.3
	Cass	144	1 in 60 miles or 60 mins	3	144	100.0	0	0.0	12.8	13.9
	Chippewa	266	1 in 60 miles or 60 mins	2	266	100.0	0	0.0	6.4	6.9
	Chisago	271	1 in 60 miles or 60 mins	7	271	100.0	0	0.0	5.4	5.8
	Clay	324	1 in 60 miles or 60 mins	0	324	100.0	0	0.0	8.3	9.4
	Clearwater	387	1 in 60 miles or 60 mins	0	387	100.0	0	0.0	19.1	20.8
	Cook	212	1 in 60 miles or 60 mins	0	71	33.5	141	66.5	68.4	74.6
	Cottonwood	255	1 in 60 miles or 60 mins	2	255	100.0	0	0.0	10.4	11.3
	Crow Wing	348	1 in 60 miles or 60 mins	17	348	100.0	0	0.0	6.3	6.8
	Dakota	1,818	1 in 60 miles or 60 mins	54	1,818	100.0	0	0.0	2.8	3.4
	Dodge	218	1 in 60 miles or 60 mins	0	218	100.0	0	0.0	10.7	11.6
	Douglas	191	1 in 60 miles or 60 mins	5	191	100.0	0	0.0	7.0	7.6
	Faribault	151	1 in 60 miles or 60 mins	0	151	100.0	0	0.0	19.3	21.0
	Fillmore	112	1 in 60 miles or 60 mins	7	112	100.0	0	0.0	7.2	7.8
	Freeborn	668	1 in 60 miles or 60 mins	4	668	100.0	0	0.0	6.9	7.5
	Goodhue	227	1 in 60 miles or 60 mins	13	227	100.0	0	0.0	5.1	5.5
	Grant	127	1 in 60 miles or 60 mins	4	127	100.0	0	0.0	9.4	10.2
	Hennepin	5,098	1 in 60 miles or 60 mins	257	5,098	100.0	0	0.0	2.0	3.1
	Houston	192	1 in 60 miles or 60 mins	7	192	100.0	0	0.0	8.4	9.1
	Hubbard	110	1 in 60 miles or 60 mins	5	110	100.0	0	0.0	10.2	11.1
	Isanti	226	1 in 60 miles or 60 mins	3	226	100.0	0	0.0	5.6	6.1
	Itasca	216	1 in 60 miles or 60 mins	9	216	100.0	0	0.0	12.0	13.1
	Jackson	107	1 in 60 miles or 60 mins	2	107	100.0	0	0.0	8.7	9.5
	Kanabec	347	1 in 60 miles or 60 mins	4	347	100.0	0	0.0	6.3	6.8
	Kandiyohi	231	1 in 60 miles or 60 mins	4	231	100.0	0	0.0	7.1	7.6
	Kittson	356	1 in 60 miles or 60 mins	1	356	100.0	0	0.0	16.0	17.5
	Koochiching	219	1 in 60 miles or 60 mins	4	219	100.0	0	0.0	16.3	17.7
	Lac qui Parle	265	1 in 60 miles or 60 mins	0	265	100.0	0	0.0	17.4	19.0
	Lake	213	1 in 60 miles or 60 mins	0	213	100.0	0	0.0	34.5	40.3
	Lake of the Woods	339	1 in 60 miles or 60 mins	2	339	100.0	0	0.0	17.4	18.9
	Le Sueur	145	1 in 60 miles or 60 mins	4	145	100.0	0	0.0	8.0	8.7

### Access Detail By County

July 1, 2024

Created by...  
Medica

Access Analysis  
Podiatry  
Eligible / Provider Groups  
National Proxy Census (Medica Applause MNN011)  
Medica Applause MNN011 Podiatry (Medica Regional Service Area)

All Eligibles										
State Abbr	County	Eligible	Provider	Counts	With Access		Without Access		Average Distance	Average Time
		#	Standard	#	#	%	#	%	1	1
MN	Lincoln	118	1 in 60 miles or 60 mins	2	118	100.0	0	0.0	11.8	12.9
	Lyon	136	1 in 60 miles or 60 mins	2	136	100.0	0	0.0	8.6	9.3
	Mahnomen	220	1 in 60 miles or 60 mins	3	220	100.0	0	0.0	6.4	6.9
	Marshall	388	1 in 60 miles or 60 mins	0	388	100.0	0	0.0	25.5	27.8
	Martin	200	1 in 60 miles or 60 mins	2	200	100.0	0	0.0	7.6	8.3
	McLeod	199	1 in 60 miles or 60 mins	3	199	100.0	0	0.0	4.3	4.6
	Meeker	512	1 in 60 miles or 60 mins	1	512	100.0	0	0.0	11.3	12.3
	Mille Lacs	305	1 in 60 miles or 60 mins	1	305	100.0	0	0.0	10.3	11.2
	Morrison	187	1 in 60 miles or 60 mins	8	187	100.0	0	0.0	7.1	7.7
	Mower	458	1 in 60 miles or 60 mins	3	458	100.0	0	0.0	6.6	7.1
	Murray	321	1 in 60 miles or 60 mins	4	321	100.0	0	0.0	9.9	10.8
	Nicollet	161	1 in 60 miles or 60 mins	7	161	100.0	0	0.0	4.3	4.6
	Nobles	268	1 in 60 miles or 60 mins	3	268	100.0	0	0.0	8.3	9.0
	Norman	286	1 in 60 miles or 60 mins	2	286	100.0	0	0.0	12.1	13.1
	Olmsted	706	1 in 60 miles or 60 mins	22	706	100.0	0	0.0	2.7	3.0
	Otter Tail	302	1 in 60 miles or 60 mins	18	302	100.0	0	0.0	7.2	7.8
	Pennington	145	1 in 60 miles or 60 mins	6	145	100.0	0	0.0	6.3	6.8
	Pine	298	1 in 60 miles or 60 mins	9	298	100.0	0	0.0	6.8	7.3
	Pipestone	106	1 in 60 miles or 60 mins	0	106	100.0	0	0.0	15.8	17.2
	Polk	156	1 in 60 miles or 60 mins	6	156	100.0	0	0.0	9.3	10.1
	Pope	232	1 in 60 miles or 60 mins	3	232	100.0	0	0.0	5.7	6.2
	Ramsey	2,586	1 in 60 miles or 60 mins	76	2,586	100.0	0	0.0	1.6	2.7
	Red Lake	346	1 in 60 miles or 60 mins	0	346	100.0	0	0.0	19.0	20.7
	Redwood	335	1 in 60 miles or 60 mins	2	335	100.0	0	0.0	11.2	12.1
	Renville	157	1 in 60 miles or 60 mins	2	157	100.0	0	0.0	10.5	11.4
	Rice	308	1 in 60 miles or 60 mins	8	308	100.0	0	0.0	4.6	5.0
	Rock	440	1 in 60 miles or 60 mins	1	440	100.0	0	0.0	7.1	7.7
	Roseau	347	1 in 60 miles or 60 mins	3	347	100.0	0	0.0	15.4	16.8
	Scott	601	1 in 60 miles or 60 mins	9	601	100.0	0	0.0	3.4	3.8
	Sherburne	498	1 in 60 miles or 60 mins	12	498	100.0	0	0.0	4.7	5.1
	Sibley	167	1 in 60 miles or 60 mins	2	167	100.0	0	0.0	6.3	6.8
	St. Louis	919	1 in 60 miles or 60 mins	33	919	100.0	0	0.0	7.9	9.0
	Stearns	798	1 in 60 miles or 60 mins	18	798	100.0	0	0.0	9.0	9.9
	Steele	191	1 in 60 miles or 60 mins	5	191	100.0	0	0.0	5.4	5.9
	Stevens	199	1 in 60 miles or 60 mins	6	199	100.0	0	0.0	6.6	7.1
	Swift	102	1 in 60 miles or 60 mins	5	102	100.0	0	0.0	6.1	6.6
	Todd	286	1 in 60 miles or 60 mins	3	286	100.0	0	0.0	9.0	9.8
	Traverse	259	1 in 60 miles or 60 mins	2	259	100.0	0	0.0	7.9	8.6
	Wabasha	104	1 in 60 miles or 60 mins	9	104	100.0	0	0.0	5.1	5.5
	Wadena	167	1 in 60 miles or 60 mins	0	167	100.0	0	0.0	9.3	10.1

## Access Detail By County

July 1, 2024

Created by...  
Medica

Access Analysis  
Podiatry  
Eligible / Provider Groups  
National Proxy Census (Medica Applause MNN011)  
Medica Applause MNN011 Podiatry (Medica Regional Service Area)

All Eligibles										
State Abbr	County	Eligible	Provider	Counts	With Access		Without Access		Average Distance	Average Time
		#	Standard	#	#	%	#	%	1	1
MN	Waseca	106	1 in 60 miles or 60 mins	3	106	100.0	0	0.0	6.7	7.3
	Washington	1,030	1 in 60 miles or 60 mins	18	1,030	100.0	0	0.0	2.9	3.5
	Watonwan	131	1 in 60 miles or 60 mins	2	131	100.0	0	0.0	5.8	6.3
	Wilkin	282	1 in 60 miles or 60 mins	0	282	100.0	0	0.0	10.7	11.7
	Winona	247	1 in 60 miles or 60 mins	9	247	100.0	0	0.0	4.6	5.0
	Wright	743	1 in 60 miles or 60 mins	9	743	100.0	0	0.0	5.4	5.8
	Yellow Medicine	199	1 in 60 miles or 60 mins	4	199	100.0	0	0.0	8.0	8.7
	Grand Totals		35,677	1 in 60 miles or 60 mins	871	35,536	99.6	141	0.4	7.1

# Pulmonary Disease/Medica Applause/MNN011

July 1, 2024

Created by...  
Medica

Medica Applause MNN011 Pulmonary Disease

333 providers at 230 locations

■ All providers

Pulmonary Disease

Employee Group

National Proxy Census (Medica Applause MNN011)

Provider Group

Medica Applause MNN011 Pulmonary Disease (Medica Regional Service Area)

35,677 eligible locations

◆ With access (34,848)

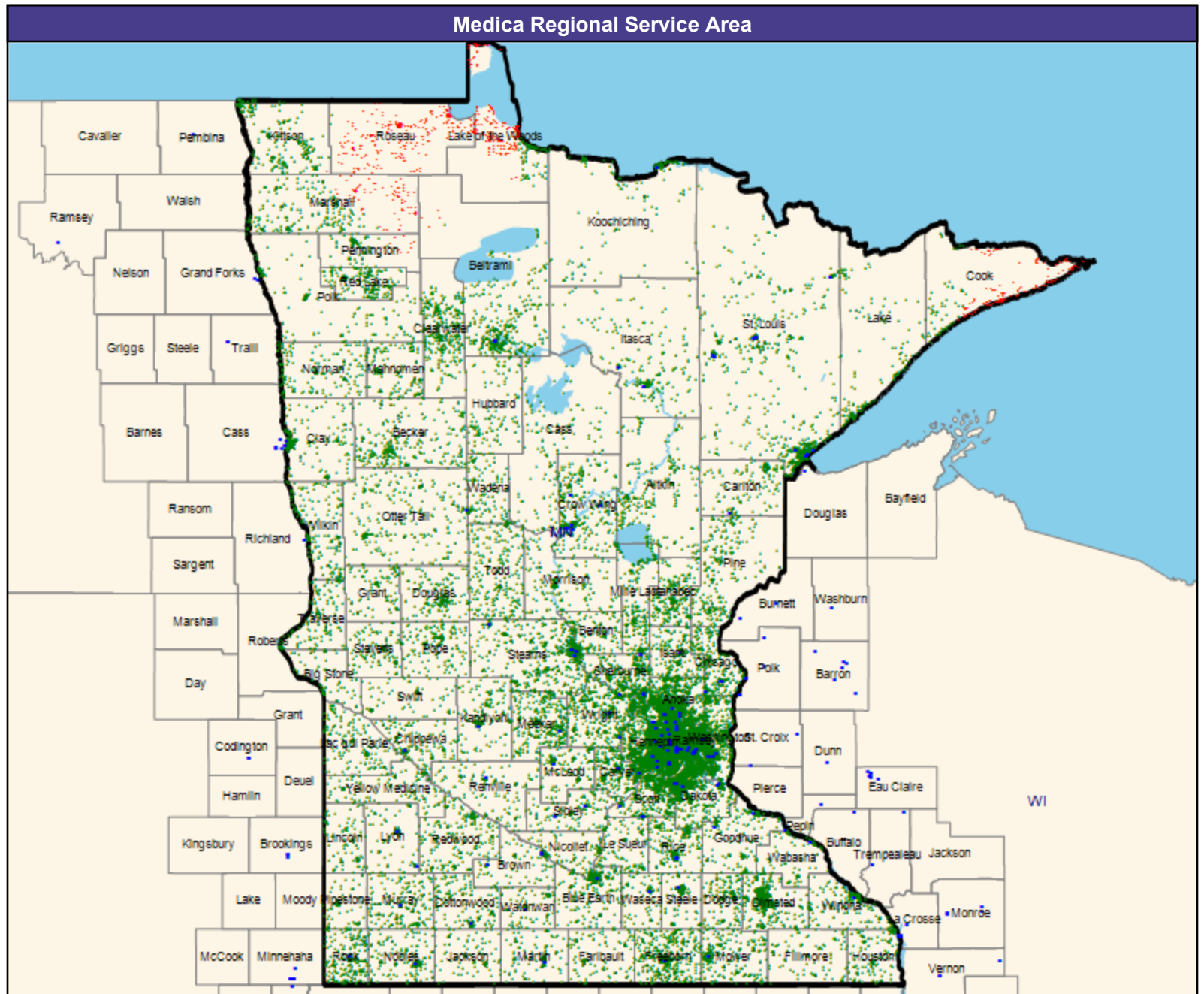
● Without access (829)

The Access Standard is defined as (National Proxy Census (Medica Applause MNN011)) eligibles accessing:  
1 (Medica Applause MNN011 Pulmonary Disease (Medica Regional Service Area)) provider in 60 miles or 60 minutes

Service Areas

□ Medica Applause MNN011

62.17 miles



# Access Detail By County

July 1, 2024

Created by...  
Medica

Access Analysis  
Pulmonary Disease  
Eligible / Provider Groups  
National Proxy Census (Medica  
Applause MNN011)  
Medica Applause MNN011  
Pulmonary Disease (Medica  
Regional Service Area)

All Eligibles										
State Abbr	County	Eligible	Provider	Counts	With Access		Without Access		Average Distance	Average Time
		#	Standard	#	#	%	#	%	1	1
MN	Aitkin	287	1 in 60 miles or 60 mins	0	287	100.0	0	0.0	23.8	25.9
	Anoka	1,740	1 in 60 miles or 60 mins	52	1,740	100.0	0	0.0	4.3	5.4
	Becker	364	1 in 60 miles or 60 mins	0	364	100.0	0	0.0	41.6	45.5
	Beltrami	450	1 in 60 miles or 60 mins	4	446	99.1	4	0.9	13.4	14.5
	Benton	243	1 in 60 miles or 60 mins	0	243	100.0	0	0.0	8.8	10.3
	Big Stone	101	1 in 60 miles or 60 mins	0	101	100.0	0	0.0	50.0	54.6
	Blue Earth	347	1 in 60 miles or 60 mins	12	347	100.0	0	0.0	7.7	8.4
	Brown	135	1 in 60 miles or 60 mins	7	135	100.0	0	0.0	6.6	7.1
	Carlton	180	1 in 60 miles or 60 mins	2	180	100.0	0	0.0	15.5	16.9
	Carver	795	1 in 60 miles or 60 mins	6	795	100.0	0	0.0	5.3	5.9
	Cass	144	1 in 60 miles or 60 mins	0	144	100.0	0	0.0	24.6	26.8
	Chippewa	266	1 in 60 miles or 60 mins	2	266	100.0	0	0.0	8.5	9.2
	Chisago	271	1 in 60 miles or 60 mins	80	271	100.0	0	0.0	8.3	9.0
	Clay	324	1 in 60 miles or 60 mins	0	324	100.0	0	0.0	10.0	11.5
	Clearwater	387	1 in 60 miles or 60 mins	0	387	100.0	0	0.0	27.9	30.4
	Cook	212	1 in 60 miles or 60 mins	0	61	28.8	151	71.2	71.7	78.2
	Cottonwood	255	1 in 60 miles or 60 mins	1	255	100.0	0	0.0	10.1	11.0
	Crow Wing	348	1 in 60 miles or 60 mins	15	348	100.0	0	0.0	7.2	7.8
	Dakota	1,818	1 in 60 miles or 60 mins	93	1,818	100.0	0	0.0	5.1	7.1
	Dodge	218	1 in 60 miles or 60 mins	0	218	100.0	0	0.0	23.5	25.6
	Douglas	191	1 in 60 miles or 60 mins	0	191	100.0	0	0.0	29.4	32.0
	Faribault	151	1 in 60 miles or 60 mins	0	151	100.0	0	0.0	22.2	24.2
	Fillmore	112	1 in 60 miles or 60 mins	0	112	100.0	0	0.0	30.6	33.3
	Freeborn	668	1 in 60 miles or 60 mins	5	668	100.0	0	0.0	7.5	8.2
	Goodhue	227	1 in 60 miles or 60 mins	38	227	100.0	0	0.0	9.4	10.2
	Grant	127	1 in 60 miles or 60 mins	0	127	100.0	0	0.0	43.2	47.1
	Hennepin	5,098	1 in 60 miles or 60 mins	541	5,098	100.0	0	0.0	2.8	4.2
	Houston	192	1 in 60 miles or 60 mins	0	192	100.0	0	0.0	15.9	17.3
	Hubbard	110	1 in 60 miles or 60 mins	0	110	100.0	0	0.0	29.9	32.6
	Isanti	226	1 in 60 miles or 60 mins	3	226	100.0	0	0.0	7.4	8.1
	Itasca	216	1 in 60 miles or 60 mins	6	216	100.0	0	0.0	13.5	14.7
	Jackson	107	1 in 60 miles or 60 mins	0	107	100.0	0	0.0	17.8	19.4
	Kanabec	347	1 in 60 miles or 60 mins	0	347	100.0	0	0.0	24.3	26.5
	Kandiyohi	231	1 in 60 miles or 60 mins	2	231	100.0	0	0.0	8.6	9.4
	Kittson	356	1 in 60 miles or 60 mins	0	355	99.7	1	0.3	39.4	43.1
	Koochiching	219	1 in 60 miles or 60 mins	2	219	100.0	0	0.0	17.4	18.9
	Lac qui Parle	265	1 in 60 miles or 60 mins	0	265	100.0	0	0.0	25.1	27.4
	Lake	213	1 in 60 miles or 60 mins	0	213	100.0	0	0.0	35.1	38.2
	Lake of the Woods	339	1 in 60 miles or 60 mins	0	119	35.1	220	64.9	67.5	73.6
	Le Sueur	145	1 in 60 miles or 60 mins	0	145	100.0	0	0.0	11.8	12.8

# Access Detail By County

July 1, 2024

Created by...  
Medica

Access Analysis  
Pulmonary Disease  
Eligible / Provider Groups  
National Proxy Census (Medica  
Applause MNN011)  
Medica Applause MNN011  
Pulmonary Disease (Medica  
Regional Service Area)

All Eligibles										
State Abbr	County	Eligible	Provider	Counts	With Access		Without Access		Average Distance	Average Time
		#	Standard	#	#	%	#	%	1	1
MN	Lincoln	118	1 in 60 miles or 60 mins	0	118	100.0	0	0.0	25.3	27.5
	Lyon	136	1 in 60 miles or 60 mins	3	136	100.0	0	0.0	6.5	7.1
	Mahnomen	220	1 in 60 miles or 60 mins	0	220	100.0	0	0.0	49.3	53.8
	Marshall	388	1 in 60 miles or 60 mins	0	292	75.3	96	24.7	48.1	52.4
	Martin	200	1 in 60 miles or 60 mins	4	200	100.0	0	0.0	8.2	8.9
	McLeod	199	1 in 60 miles or 60 mins	5	199	100.0	0	0.0	9.0	9.8
	Meeker	512	1 in 60 miles or 60 mins	5	512	100.0	0	0.0	13.0	14.1
	Mille Lacs	305	1 in 60 miles or 60 mins	0	305	100.0	0	0.0	18.9	20.6
	Morrison	187	1 in 60 miles or 60 mins	0	187	100.0	0	0.0	25.5	28.2
	Mower	458	1 in 60 miles or 60 mins	5	458	100.0	0	0.0	8.9	9.6
	Murray	321	1 in 60 miles or 60 mins	1	321	100.0	0	0.0	9.6	10.4
	Nicollet	161	1 in 60 miles or 60 mins	0	161	100.0	0	0.0	9.4	10.2
	Nobles	268	1 in 60 miles or 60 mins	1	268	100.0	0	0.0	8.6	9.3
	Norman	286	1 in 60 miles or 60 mins	0	286	100.0	0	0.0	36.4	39.6
	Olmsted	706	1 in 60 miles or 60 mins	0	706	100.0	0	0.0	33.5	37.6
	Otter Tail	302	1 in 60 miles or 60 mins	2	302	100.0	0	0.0	27.9	30.5
	Pennington	145	1 in 60 miles or 60 mins	0	133	91.7	12	8.3	49.0	53.4
	Pine	298	1 in 60 miles or 60 mins	0	298	100.0	0	0.0	17.5	19.1
	Pipstone	106	1 in 60 miles or 60 mins	0	106	100.0	0	0.0	23.7	25.8
	Polk	156	1 in 60 miles or 60 mins	0	156	100.0	0	0.0	29.6	32.2
	Pope	232	1 in 60 miles or 60 mins	0	232	100.0	0	0.0	28.4	31.0
	Ramsey	2,586	1 in 60 miles or 60 mins	118	2,586	100.0	0	0.0	2.7	4.4
	Red Lake	346	1 in 60 miles or 60 mins	0	346	100.0	0	0.0	43.9	47.8
	Redwood	335	1 in 60 miles or 60 mins	0	335	100.0	0	0.0	17.6	19.1
	Renville	157	1 in 60 miles or 60 mins	1	157	100.0	0	0.0	12.3	13.4
	Rice	308	1 in 60 miles or 60 mins	14	308	100.0	0	0.0	8.3	9.0
	Rock	440	1 in 60 miles or 60 mins	1	440	100.0	0	0.0	7.2	7.8
	Roseau	347	1 in 60 miles or 60 mins	0	2	0.6	345	99.4	83.8	91.4
	Scott	601	1 in 60 miles or 60 mins	15	601	100.0	0	0.0	7.0	8.2
	Sherburne	498	1 in 60 miles or 60 mins	75	498	100.0	0	0.0	6.3	6.9
	Sibley	167	1 in 60 miles or 60 mins	3	167	100.0	0	0.0	7.2	7.9
	St. Louis	919	1 in 60 miles or 60 mins	42	919	100.0	0	0.0	8.7	9.7
	Stearns	798	1 in 60 miles or 60 mins	36	798	100.0	0	0.0	10.3	11.5
	Steele	191	1 in 60 miles or 60 mins	14	191	100.0	0	0.0	6.5	7.1
	Stevens	199	1 in 60 miles or 60 mins	0	199	100.0	0	0.0	46.5	50.6
	Swift	102	1 in 60 miles or 60 mins	0	102	100.0	0	0.0	27.6	30.1
	Todd	286	1 in 60 miles or 60 mins	0	286	100.0	0	0.0	19.9	21.7
	Traverse	259	1 in 60 miles or 60 mins	0	259	100.0	0	0.0	36.4	39.7
	Wabasha	104	1 in 60 miles or 60 mins	3	104	100.0	0	0.0	11.3	12.3
	Wadena	167	1 in 60 miles or 60 mins	0	167	100.0	0	0.0	13.0	14.1





# Radiology and Nuclear Medicine/Medica Applause/MNN011

July 1, 2024

Created by...  
Medica

Medica Applause MNN011 Radiology and Nuclear Medicine

1,986 providers at 414 locations

■ All providers

Radiology and Nuclear Medicine

Employee Group

National Proxy Census (Medica Applause MNN011)

Provider Group

Medica Applause MNN011 Radiology and Nuclear Medicine (Medica Regional Service Area)

35,677 eligible locations

◆ With access (35,416)

● Without access (261)

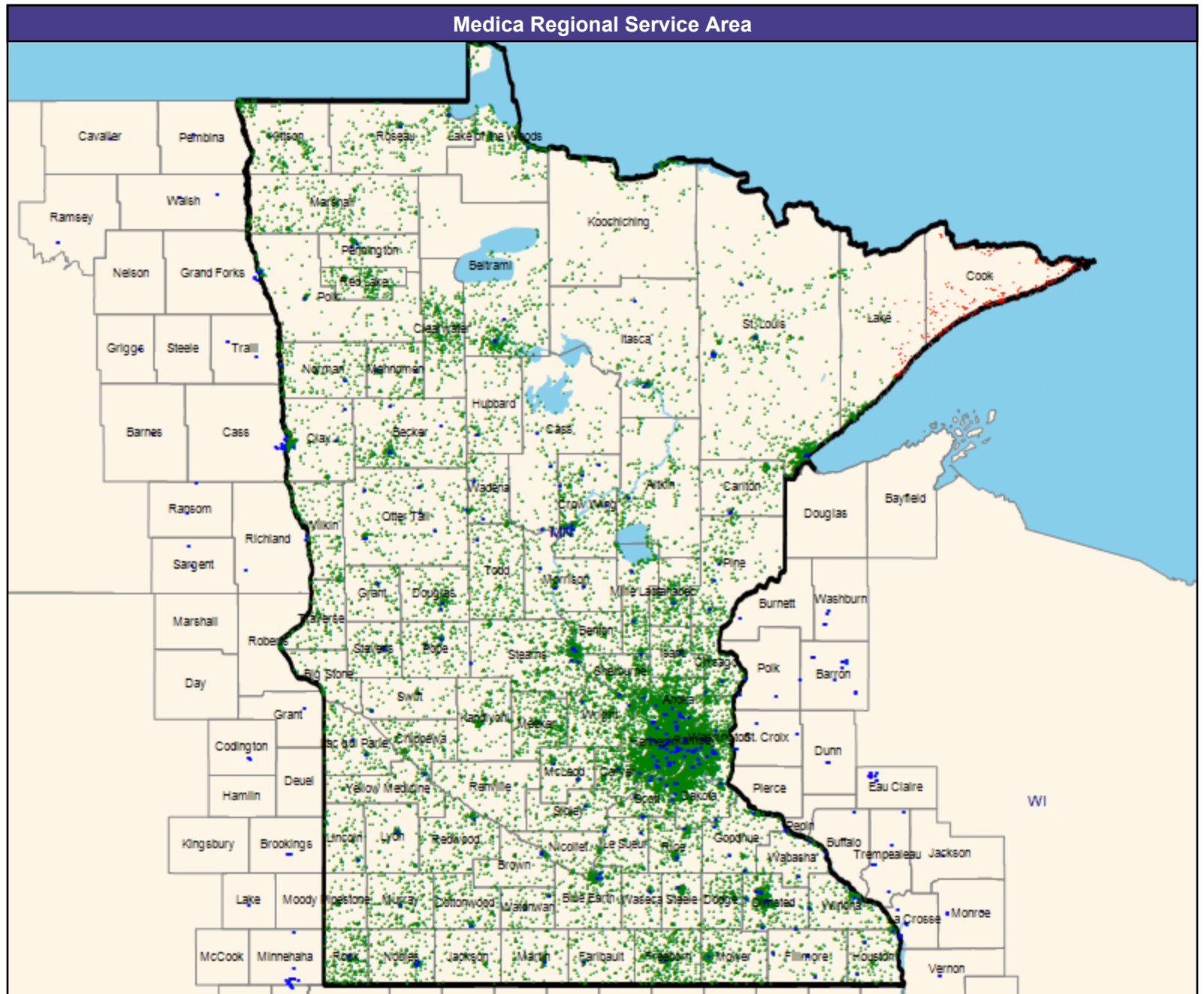
The Access Standard is defined as (National Proxy Census (Medica Applause MNN011)) eligibles accessing:

1 (Medica Applause MNN011 Radiology and Nuclear Medicine (Medica Regional Service Area)) provider in 60 miles or 60 minutes

Service Areas

□ Medica Applause MNN011

62.17 miles



# Access Detail By County

July 1, 2024

Created by...  
Medica

Access Analysis  
Radiology and Nuclear Medicine  
Eligible / Provider Groups  
National Proxy Census (Medica  
Applause MNN011)  
Medica Applause MNN011  
Radiology and Nuclear Medicine  
(Medica Regional Service Area)

All Eligibles										
State Abbr	County	Eligible	Provider	Counts	With Access		Without Access		Average Distance	Average Time
		#	Standard	#	#	%	#	%	1	1
MN	Aitkin	287	1 in 60 miles or 60 mins	90	287	100.0	0	0.0	15.7	17.1
	Anoka	1,740	1 in 60 miles or 60 mins	2,427	1,740	100.0	0	0.0	3.6	4.4
	Becker	364	1 in 60 miles or 60 mins	108	364	100.0	0	0.0	8.0	8.7
	Beltrami	450	1 in 60 miles or 60 mins	234	450	100.0	0	0.0	10.3	11.2
	Benton	243	1 in 60 miles or 60 mins	0	243	100.0	0	0.0	7.4	8.2
	Big Stone	101	1 in 60 miles or 60 mins	0	101	100.0	0	0.0	18.6	20.3
	Blue Earth	347	1 in 60 miles or 60 mins	1,741	347	100.0	0	0.0	6.4	7.0
	Brown	135	1 in 60 miles or 60 mins	6	135	100.0	0	0.0	10.2	11.1
	Carlton	180	1 in 60 miles or 60 mins	21	180	100.0	0	0.0	17.5	22.4
	Carver	795	1 in 60 miles or 60 mins	160	795	100.0	0	0.0	5.3	5.8
	Cass	144	1 in 60 miles or 60 mins	9	144	100.0	0	0.0	12.1	13.2
	Chippewa	266	1 in 60 miles or 60 mins	0	266	100.0	0	0.0	15.6	17.0
	Chisago	271	1 in 60 miles or 60 mins	1,035	271	100.0	0	0.0	7.7	8.4
	Clay	324	1 in 60 miles or 60 mins	24	324	100.0	0	0.0	5.0	5.6
	Clearwater	387	1 in 60 miles or 60 mins	0	387	100.0	0	0.0	22.2	24.2
	Cook	212	1 in 60 miles or 60 mins	0	0	0.0	212	100.0	103.9	113.3
	Cottonwood	255	1 in 60 miles or 60 mins	6	255	100.0	0	0.0	11.3	12.3
	Crow Wing	348	1 in 60 miles or 60 mins	369	348	100.0	0	0.0	5.5	6.0
	Dakota	1,818	1 in 60 miles or 60 mins	2,527	1,818	100.0	0	0.0	4.0	4.8
	Dodge	218	1 in 60 miles or 60 mins	0	218	100.0	0	0.0	10.9	11.8
	Douglas	191	1 in 60 miles or 60 mins	290	191	100.0	0	0.0	7.3	7.9
	Faribault	151	1 in 60 miles or 60 mins	189	151	100.0	0	0.0	13.0	14.2
	Fillmore	112	1 in 60 miles or 60 mins	198	112	100.0	0	0.0	6.1	6.6
	Freeborn	668	1 in 60 miles or 60 mins	879	668	100.0	0	0.0	7.5	8.2
	Goodhue	227	1 in 60 miles or 60 mins	2,754	227	100.0	0	0.0	5.1	5.6
	Grant	127	1 in 60 miles or 60 mins	36	127	100.0	0	0.0	11.2	12.2
	Hennepin	5,098	1 in 60 miles or 60 mins	9,482	5,098	100.0	0	0.0	2.5	3.8
	Houston	192	1 in 60 miles or 60 mins	63	192	100.0	0	0.0	6.7	7.3
	Hubbard	110	1 in 60 miles or 60 mins	24	110	100.0	0	0.0	11.3	12.2
	Isanti	226	1 in 60 miles or 60 mins	3	226	100.0	0	0.0	7.4	8.0
	Itasca	216	1 in 60 miles or 60 mins	30	216	100.0	0	0.0	12.0	13.0
	Jackson	107	1 in 60 miles or 60 mins	0	107	100.0	0	0.0	16.1	17.5
	Kanabec	347	1 in 60 miles or 60 mins	9	347	100.0	0	0.0	6.1	6.7
	Kandiyohi	231	1 in 60 miles or 60 mins	0	231	100.0	0	0.0	26.5	28.8
	Kittson	356	1 in 60 miles or 60 mins	0	356	100.0	0	0.0	35.7	39.1
	Koochiching	219	1 in 60 miles or 60 mins	6	219	100.0	0	0.0	13.8	15.0
	Lac qui Parle	265	1 in 60 miles or 60 mins	542	265	100.0	0	0.0	6.3	6.8
	Lake	213	1 in 60 miles or 60 mins	0	164	77.0	49	23.0	44.5	54.8
	Lake of the Woods	339	1 in 60 miles or 60 mins	12	339	100.0	0	0.0	13.6	14.8
	Le Sueur	145	1 in 60 miles or 60 mins	24	145	100.0	0	0.0	7.2	7.8

# Access Detail By County

July 1, 2024

Created by...  
Medica

Access Analysis  
Radiology and Nuclear Medicine  
Eligible / Provider Groups  
National Proxy Census (Medica Applause MNN011)  
Medica Applause MNN011  
Radiology and Nuclear Medicine (Medica Regional Service Area)

All Eligibles										
State Abbr	County	Eligible	Provider	Counts	With Access		Without Access		Average Distance	Average Time
		#	Standard	#	#	%	#	%	1	1
MN	Lincoln	118	1 in 60 miles or 60 mins	150	118	100.0	0	0.0	13.9	15.1
	Lyon	136	1 in 60 miles or 60 mins	201	136	100.0	0	0.0	8.6	9.4
	Mahnomen	220	1 in 60 miles or 60 mins	33	220	100.0	0	0.0	6.6	7.1
	Marshall	388	1 in 60 miles or 60 mins	0	388	100.0	0	0.0	25.3	27.5
	Martin	200	1 in 60 miles or 60 mins	850	200	100.0	0	0.0	7.9	8.5
	McLeod	199	1 in 60 miles or 60 mins	15	199	100.0	0	0.0	6.1	6.6
	Meeker	512	1 in 60 miles or 60 mins	0	512	100.0	0	0.0	19.6	21.3
	Mille Lacs	305	1 in 60 miles or 60 mins	60	305	100.0	0	0.0	6.1	6.7
	Morrison	187	1 in 60 miles or 60 mins	381	187	100.0	0	0.0	7.2	7.8
	Mower	458	1 in 60 miles or 60 mins	933	458	100.0	0	0.0	6.6	7.1
	Murray	321	1 in 60 miles or 60 mins	171	321	100.0	0	0.0	9.9	10.8
	Nicollet	161	1 in 60 miles or 60 mins	0	161	100.0	0	0.0	8.4	9.1
	Nobles	268	1 in 60 miles or 60 mins	60	268	100.0	0	0.0	8.1	8.8
	Norman	286	1 in 60 miles or 60 mins	9	286	100.0	0	0.0	9.8	10.6
	Olmsted	706	1 in 60 miles or 60 mins	726	706	100.0	0	0.0	2.9	3.2
	Otter Tail	302	1 in 60 miles or 60 mins	531	302	100.0	0	0.0	7.2	7.8
	Pennington	145	1 in 60 miles or 60 mins	111	145	100.0	0	0.0	5.2	5.6
	Pine	298	1 in 60 miles or 60 mins	16	298	100.0	0	0.0	7.5	8.1
	Pipestone	106	1 in 60 miles or 60 mins	0	106	100.0	0	0.0	20.8	22.7
	Polk	156	1 in 60 miles or 60 mins	666	156	100.0	0	0.0	12.5	13.6
	Pope	232	1 in 60 miles or 60 mins	42	232	100.0	0	0.0	5.9	6.4
	Ramsey	2,586	1 in 60 miles or 60 mins	4,082	2,586	100.0	0	0.0	2.1	3.4
	Red Lake	346	1 in 60 miles or 60 mins	0	346	100.0	0	0.0	20.2	22.0
	Redwood	335	1 in 60 miles or 60 mins	60	335	100.0	0	0.0	13.4	14.6
	Renville	157	1 in 60 miles or 60 mins	0	157	100.0	0	0.0	18.0	19.6
	Rice	308	1 in 60 miles or 60 mins	777	308	100.0	0	0.0	5.2	5.6
	Rock	440	1 in 60 miles or 60 mins	3	440	100.0	0	0.0	7.0	7.7
	Roseau	347	1 in 60 miles or 60 mins	312	347	100.0	0	0.0	10.4	11.3
	Scott	601	1 in 60 miles or 60 mins	1,470	601	100.0	0	0.0	3.6	3.9
	Sherburne	498	1 in 60 miles or 60 mins	339	498	100.0	0	0.0	6.6	7.2
	Sibley	167	1 in 60 miles or 60 mins	24	167	100.0	0	0.0	9.8	10.6
	St. Louis	919	1 in 60 miles or 60 mins	1,279	919	100.0	0	0.0	10.6	12.8
	Stearns	798	1 in 60 miles or 60 mins	1,113	798	100.0	0	0.0	11.0	12.0
	Steele	191	1 in 60 miles or 60 mins	825	191	100.0	0	0.0	6.5	7.1
	Stevens	199	1 in 60 miles or 60 mins	261	199	100.0	0	0.0	6.7	7.3
	Swift	102	1 in 60 miles or 60 mins	3	102	100.0	0	0.0	16.1	17.5
	Todd	286	1 in 60 miles or 60 mins	3	286	100.0	0	0.0	16.8	18.2
	Traverse	259	1 in 60 miles or 60 mins	0	259	100.0	0	0.0	30.4	33.1
	Wabasha	104	1 in 60 miles or 60 mins	201	104	100.0	0	0.0	4.8	5.2
	Wadena	167	1 in 60 miles or 60 mins	18	167	100.0	0	0.0	6.5	7.1



# Reconstructive Surgery/Medica Applause/MNN011

July 1, 2024

Created by...  
Medica

Medica Applause MNN011  
Reconstructive Surgery

109 providers at 113 locations

■ All providers

Reconstructive Surgery

Employee Group

National Proxy Census (Medica  
Applause MNN011)

Provider Group

Medica Applause MNN011  
Reconstructive Surgery (Medica  
Regional Service Area)

35,677 eligible locations

◆ With access (31,917)

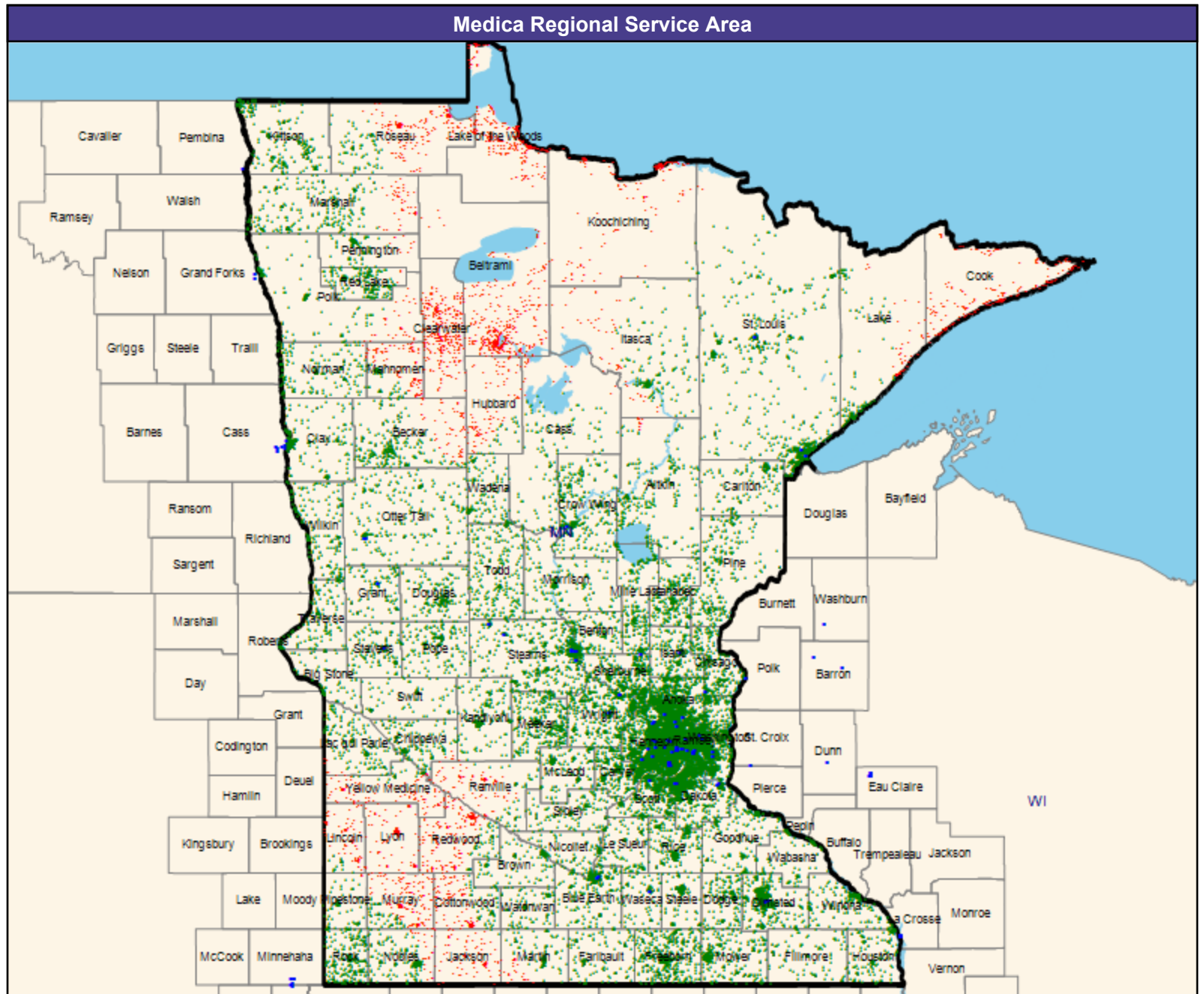
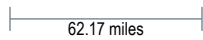
● Without access (3,760)

The Access Standard is defined as  
(National Proxy Census (Medica  
Applause MNN011)) eligibles accessing:

1 (Medica Applause MNN011  
Reconstructive Surgery (Medica  
Regional Service Area)) provider in 60  
miles or 60 minutes

Service Areas

□ Medica Applause MNN011



# Access Detail By County

July 1, 2024

Created by...  
Medica

Access Analysis  
Reconstructive Surgery  
Eligible / Provider Groups  
National Proxy Census (Medica  
Applause MNN011)  
Medica Applause MNN011  
Reconstructive Surgery (Medica  
Regional Service Area)

All Eligibles										
State Abbr	County	Eligible	Provider	Counts	With Access		Without Access		Average Distance	Average Time
		#	Standard	#	#	%	#	%	1	1
MN	Aitkin	287	1 in 60 miles or 60 mins	0	276	96.2	11	3.8	42.7	46.5
	Anoka	1,740	1 in 60 miles or 60 mins	17	1,740	100.0	0	0.0	5.4	6.9
	Becker	364	1 in 60 miles or 60 mins	0	300	82.4	64	17.6	47.3	51.6
	Beltrami	450	1 in 60 miles or 60 mins	0	0	0.0	450	100.0	90.4	98.6
	Benton	243	1 in 60 miles or 60 mins	0	243	100.0	0	0.0	8.8	10.3
	Big Stone	101	1 in 60 miles or 60 mins	0	101	100.0	0	0.0	35.4	38.6
	Blue Earth	347	1 in 60 miles or 60 mins	6	347	100.0	0	0.0	7.8	8.5
	Brown	135	1 in 60 miles or 60 mins	0	135	100.0	0	0.0	36.5	39.7
	Carlton	180	1 in 60 miles or 60 mins	0	180	100.0	0	0.0	29.5	32.8
	Carver	795	1 in 60 miles or 60 mins	0	795	100.0	0	0.0	10.5	11.6
	Cass	144	1 in 60 miles or 60 mins	0	125	86.8	19	13.2	40.1	43.7
	Chippewa	266	1 in 60 miles or 60 mins	0	246	92.5	20	7.5	48.8	53.1
	Chisago	271	1 in 60 miles or 60 mins	10	271	100.0	0	0.0	10.6	11.6
	Clay	324	1 in 60 miles or 60 mins	0	324	100.0	0	0.0	9.8	11.3
	Clearwater	387	1 in 60 miles or 60 mins	0	0	0.0	387	100.0	82.4	89.9
	Cook	212	1 in 60 miles or 60 mins	0	0	0.0	212	100.0	104.0	113.4
	Cottonwood	255	1 in 60 miles or 60 mins	0	78	30.6	177	69.4	62.8	68.5
	Crow Wing	348	1 in 60 miles or 60 mins	8	348	100.0	0	0.0	15.3	16.7
	Dakota	1,818	1 in 60 miles or 60 mins	10	1,818	100.0	0	0.0	6.6	8.6
	Dodge	218	1 in 60 miles or 60 mins	0	218	100.0	0	0.0	20.3	22.1
	Douglas	191	1 in 60 miles or 60 mins	0	191	100.0	0	0.0	25.2	27.4
	Faribault	151	1 in 60 miles or 60 mins	0	151	100.0	0	0.0	35.8	39.0
	Fillmore	112	1 in 60 miles or 60 mins	0	112	100.0	0	0.0	32.1	35.0
	Freeborn	668	1 in 60 miles or 60 mins	0	668	100.0	0	0.0	33.2	36.3
	Goodhue	227	1 in 60 miles or 60 mins	0	227	100.0	0	0.0	24.0	26.2
	Grant	127	1 in 60 miles or 60 mins	2	127	100.0	0	0.0	11.2	12.2
	Hennepin	5,098	1 in 60 miles or 60 mins	186	5,098	100.0	0	0.0	3.0	4.7
	Houston	192	1 in 60 miles or 60 mins	0	192	100.0	0	0.0	17.6	19.2
	Hubbard	110	1 in 60 miles or 60 mins	0	21	19.1	89	80.9	67.1	73.2
	Isanti	226	1 in 60 miles or 60 mins	2	226	100.0	0	0.0	7.5	8.1
	Itasca	216	1 in 60 miles or 60 mins	0	166	76.9	50	23.1	54.4	59.3
	Jackson	107	1 in 60 miles or 60 mins	0	2	1.9	105	98.1	71.2	78.8
	Kanabec	347	1 in 60 miles or 60 mins	0	347	100.0	0	0.0	24.5	26.7
	Kandiyohi	231	1 in 60 miles or 60 mins	0	231	100.0	0	0.0	40.0	43.6
	Kittson	356	1 in 60 miles or 60 mins	0	356	100.0	0	0.0	26.6	29.1
	Koochiching	219	1 in 60 miles or 60 mins	0	3	1.4	216	98.6	88.2	96.2
	Lac qui Parle	265	1 in 60 miles or 60 mins	0	259	97.7	6	2.3	47.9	52.2
	Lake	213	1 in 60 miles or 60 mins	0	161	75.6	52	24.4	45.5	49.6
	Lake of the Woods	339	1 in 60 miles or 60 mins	0	0	0.0	339	100.0	112.9	123.2
	Le Sueur	145	1 in 60 miles or 60 mins	0	145	100.0	0	0.0	19.6	21.3

# Access Detail By County

July 1, 2024

Created by...  
Medica

Access Analysis  
Reconstructive Surgery

Eligible / Provider Groups  
National Proxy Census (Medica Applause MNN011)  
Medica Applause MNN011  
Reconstructive Surgery (Medica Regional Service Area)

All Eligibles										
State Abbr	County	Eligible	Provider	Counts	With Access		Without Access		Average Distance	Average Time
		#	Standard	#	#	%	#	%	1	1
MN	Lincoln	118	1 in 60 miles or 60 mins	0	19	16.1	99	83.9	67.1	79.7
	Lyon	136	1 in 60 miles or 60 mins	0	0	0.0	136	100.0	78.7	87.3
	Mahnomen	220	1 in 60 miles or 60 mins	0	110	50.0	110	50.0	61.4	66.9
	Marshall	388	1 in 60 miles or 60 mins	0	335	86.3	53	13.7	40.6	44.3
	Martin	200	1 in 60 miles or 60 mins	0	167	83.5	33	16.5	52.5	57.2
	McLeod	199	1 in 60 miles or 60 mins	0	199	100.0	0	0.0	35.1	38.3
	Meeker	512	1 in 60 miles or 60 mins	0	512	100.0	0	0.0	32.0	34.9
	Mille Lacs	305	1 in 60 miles or 60 mins	0	305	100.0	0	0.0	19.5	21.3
	Morrison	187	1 in 60 miles or 60 mins	0	187	100.0	0	0.0	26.2	29.1
	Mower	458	1 in 60 miles or 60 mins	0	458	100.0	0	0.0	39.8	43.4
	Murray	321	1 in 60 miles or 60 mins	0	69	21.5	252	78.5	65.5	78.1
	Nicollet	161	1 in 60 miles or 60 mins	0	161	100.0	0	0.0	14.0	15.2
	Nobles	268	1 in 60 miles or 60 mins	0	236	88.1	32	11.9	53.4	64.0
	Norman	286	1 in 60 miles or 60 mins	0	285	99.7	1	0.3	38.0	41.4
	Olmsted	706	1 in 60 miles or 60 mins	12	706	100.0	0	0.0	5.9	6.5
	Otter Tail	302	1 in 60 miles or 60 mins	4	302	100.0	0	0.0	24.2	26.4
	Pennington	145	1 in 60 miles or 60 mins	0	133	91.7	12	8.3	48.6	53.0
	Pine	298	1 in 60 miles or 60 mins	0	298	100.0	0	0.0	40.5	44.2
	Pipestone	106	1 in 60 miles or 60 mins	0	102	96.2	4	3.8	46.2	55.4
	Polk	156	1 in 60 miles or 60 mins	0	120	76.9	36	23.1	35.8	39.0
	Pope	232	1 in 60 miles or 60 mins	0	232	100.0	0	0.0	21.9	23.9
	Ramsey	2,586	1 in 60 miles or 60 mins	48	2,586	100.0	0	0.0	2.7	4.3
	Red Lake	346	1 in 60 miles or 60 mins	0	343	99.1	3	0.9	45.1	49.2
	Redwood	335	1 in 60 miles or 60 mins	0	58	17.3	277	82.7	67.2	73.3
	Renville	157	1 in 60 miles or 60 mins	0	52	33.1	105	66.9	61.8	67.4
	Rice	308	1 in 60 miles or 60 mins	0	308	100.0	0	0.0	23.5	26.4
	Rock	440	1 in 60 miles or 60 mins	0	440	100.0	0	0.0	29.8	35.7
	Roseau	347	1 in 60 miles or 60 mins	0	84	24.2	263	75.8	71.8	78.3
	Scott	601	1 in 60 miles or 60 mins	4	601	100.0	0	0.0	8.4	9.5
	Sherburne	498	1 in 60 miles or 60 mins	2	498	100.0	0	0.0	8.7	9.4
	Sibley	167	1 in 60 miles or 60 mins	0	167	100.0	0	0.0	34.1	37.2
	St. Louis	919	1 in 60 miles or 60 mins	18	917	99.8	2	0.2	14.5	16.0
	Stearns	798	1 in 60 miles or 60 mins	47	798	100.0	0	0.0	8.7	9.7
	Steele	191	1 in 60 miles or 60 mins	0	191	100.0	0	0.0	17.5	19.1
	Stevens	199	1 in 60 miles or 60 mins	2	199	100.0	0	0.0	7.1	7.7
	Swift	102	1 in 60 miles or 60 mins	0	102	100.0	0	0.0	31.3	34.1
	Todd	286	1 in 60 miles or 60 mins	0	286	100.0	0	0.0	22.7	24.8
	Traverse	259	1 in 60 miles or 60 mins	0	259	100.0	0	0.0	33.2	36.2
	Wabasha	104	1 in 60 miles or 60 mins	0	104	100.0	0	0.0	28.0	30.6
	Wadena	167	1 in 60 miles or 60 mins	0	166	99.4	1	0.6	44.5	48.5





# Rheumatology/Medica Applause/MNN011

July 1, 2024

Created by...  
Medica

Medica Applause MNN011 Rheumatology

119 providers at 118 locations

■ All providers

Rheumatology

Employee Group

National Proxy Census (Medica Applause MNN011)

Provider Group

Medica Applause MNN011 Rheumatology (Medica Regional Service Area)

35,677 eligible locations

◆ With access (33,112)

● Without access (2,565)

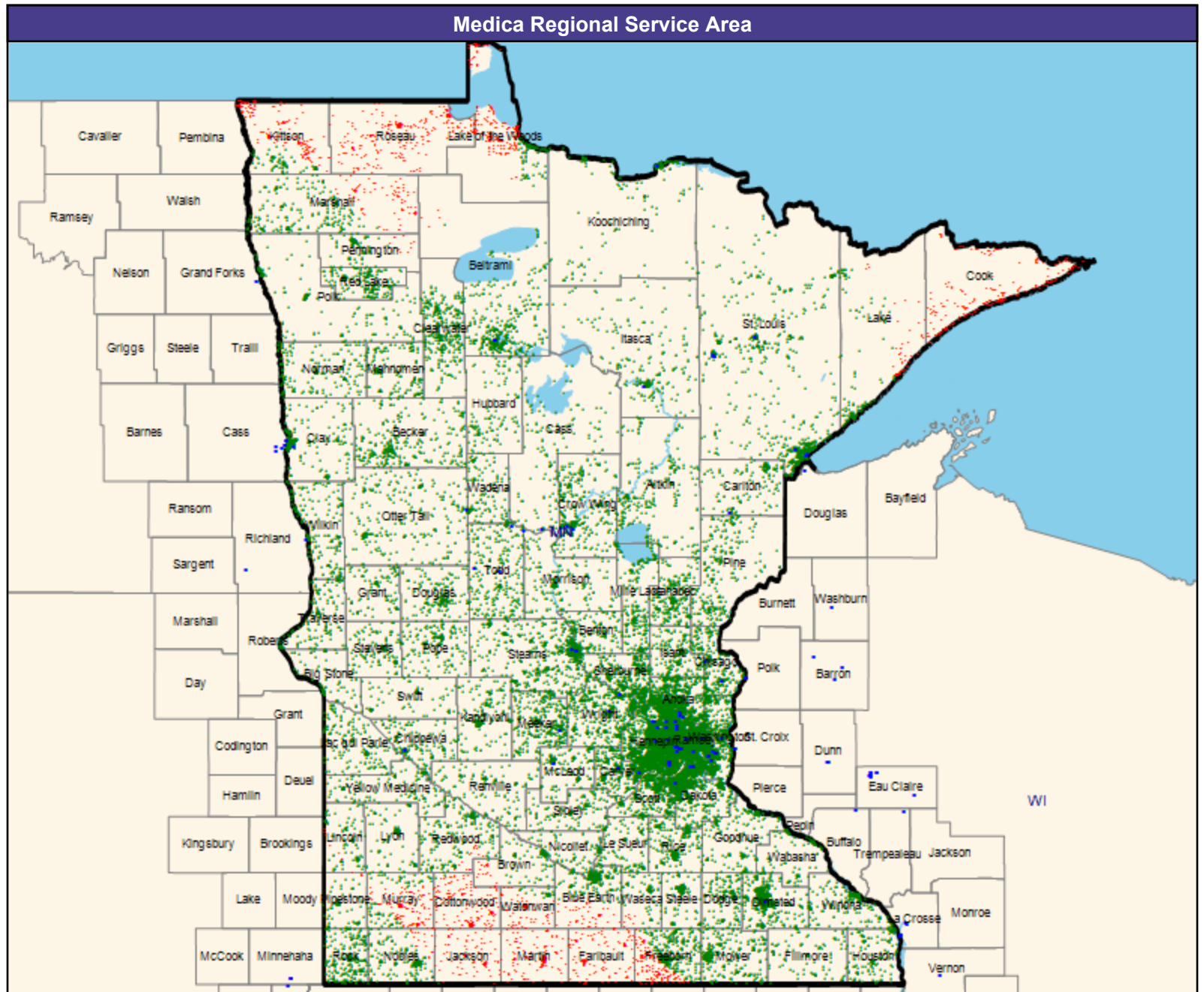
The Access Standard is defined as (National Proxy Census (Medica Applause MNN011)) eligibles accessing:

1 (Medica Applause MNN011 Rheumatology (Medica Regional Service Area)) provider in 60 miles or 60 minutes

Service Areas

□ Medica Applause MNN011

62.17 miles



# Access Detail By County

July 1, 2024

Created by...  
Medica

Access Analysis  
Rheumatology  
Eligible / Provider Groups  
National Proxy Census (Medica  
Applause MNN011)  
Medica Applause MNN011  
Rheumatology (Medica Regional  
Service Area)

All Eligibles										
State Abbr	County	Eligible	Provider	Counts	With Access		Without Access		Average Distance	Average Time
		#	Standard	#	#	%	#	%	1	1
MN	Aitkin	287	1 in 60 miles or 60 mins	0	287	100.0	0	0.0	31.4	34.2
	Anoka	1,740	1 in 60 miles or 60 mins	12	1,740	100.0	0	0.0	6.0	8.1
	Becker	364	1 in 60 miles or 60 mins	0	364	100.0	0	0.0	39.4	42.9
	Beltrami	450	1 in 60 miles or 60 mins	6	446	99.1	4	0.9	13.4	14.6
	Benton	243	1 in 60 miles or 60 mins	0	243	100.0	0	0.0	9.3	11.1
	Big Stone	101	1 in 60 miles or 60 mins	0	101	100.0	0	0.0	50.5	55.1
	Blue Earth	347	1 in 60 miles or 60 mins	0	293	84.4	54	15.6	53.4	58.3
	Brown	135	1 in 60 miles or 60 mins	0	112	83.0	23	17.0	48.3	52.7
	Carlton	180	1 in 60 miles or 60 mins	1	180	100.0	0	0.0	15.5	16.9
	Carver	795	1 in 60 miles or 60 mins	3	795	100.0	0	0.0	5.6	6.2
	Cass	144	1 in 60 miles or 60 mins	1	144	100.0	0	0.0	27.6	30.1
	Chippewa	266	1 in 60 miles or 60 mins	1	266	100.0	0	0.0	8.8	9.6
	Chisago	271	1 in 60 miles or 60 mins	3	271	100.0	0	0.0	6.8	7.4
	Clay	324	1 in 60 miles or 60 mins	2	324	100.0	0	0.0	8.8	9.6
	Clearwater	387	1 in 60 miles or 60 mins	0	387	100.0	0	0.0	27.8	30.2
	Cook	212	1 in 60 miles or 60 mins	0	0	0.0	212	100.0	104.0	113.4
	Cottonwood	255	1 in 60 miles or 60 mins	0	3	1.2	252	98.8	75.2	82.0
	Crow Wing	348	1 in 60 miles or 60 mins	4	348	100.0	0	0.0	14.5	15.8
	Dakota	1,818	1 in 60 miles or 60 mins	9	1,818	100.0	0	0.0	6.7	8.2
	Dodge	218	1 in 60 miles or 60 mins	0	218	100.0	0	0.0	20.8	22.6
	Douglas	191	1 in 60 miles or 60 mins	0	191	100.0	0	0.0	26.0	28.3
	Faribault	151	1 in 60 miles or 60 mins	0	0	0.0	151	100.0	79.2	86.4
	Fillmore	112	1 in 60 miles or 60 mins	0	112	100.0	0	0.0	27.9	30.4
	Freeborn	668	1 in 60 miles or 60 mins	0	492	73.7	176	26.3	57.6	63.0
	Goodhue	227	1 in 60 miles or 60 mins	0	227	100.0	0	0.0	30.8	34.2
	Grant	127	1 in 60 miles or 60 mins	0	127	100.0	0	0.0	41.5	45.2
	Hennepin	5,098	1 in 60 miles or 60 mins	119	5,098	100.0	0	0.0	3.8	5.8
	Houston	192	1 in 60 miles or 60 mins	0	192	100.0	0	0.0	16.4	17.9
	Hubbard	110	1 in 60 miles or 60 mins	0	110	100.0	0	0.0	30.0	32.7
	Isanti	226	1 in 60 miles or 60 mins	0	226	100.0	0	0.0	16.6	18.1
	Itasca	216	1 in 60 miles or 60 mins	1	216	100.0	0	0.0	16.6	18.1
	Jackson	107	1 in 60 miles or 60 mins	0	1	0.9	106	99.1	75.9	82.8
	Kanabec	347	1 in 60 miles or 60 mins	0	347	100.0	0	0.0	35.7	39.0
	Kandiyohi	231	1 in 60 miles or 60 mins	0	231	100.0	0	0.0	35.8	39.0
	Kittson	356	1 in 60 miles or 60 mins	0	97	27.2	259	72.8	65.2	71.4
	Koochiching	219	1 in 60 miles or 60 mins	2	219	100.0	0	0.0	18.0	19.6
	Lac qui Parle	265	1 in 60 miles or 60 mins	0	265	100.0	0	0.0	25.2	27.4
	Lake	213	1 in 60 miles or 60 mins	0	161	75.6	52	24.4	45.6	51.1
	Lake of the Woods	339	1 in 60 miles or 60 mins	0	120	35.4	219	64.6	67.5	73.5
	Le Sueur	145	1 in 60 miles or 60 mins	0	145	100.0	0	0.0	32.1	35.0

# Access Detail By County

July 1, 2024

Created by...  
Medica

Access Analysis  
Rheumatology  
Eligible / Provider Groups  
National Proxy Census (Medica Applause MNN011)  
Medica Applause MNN011  
Rheumatology (Medica Regional Service Area)

All Eligibles										
State Abbr	County	Eligible	Provider	Counts	With Access		Without Access		Average Distance	Average Time
		#	Standard	#	#	%	#	%	1	1
MN	Lincoln	118	1 in 60 miles or 60 mins	0	110	93.2	8	6.8	54.8	60.4
	Lyon	136	1 in 60 miles or 60 mins	0	136	100.0	0	0.0	39.8	43.4
	Mahnomen	220	1 in 60 miles or 60 mins	0	220	100.0	0	0.0	49.2	53.6
	Marshall	388	1 in 60 miles or 60 mins	0	291	75.0	97	25.0	48.7	53.1
	Martin	200	1 in 60 miles or 60 mins	0	0	0.0	200	100.0	84.2	91.8
	McLeod	199	1 in 60 miles or 60 mins	3	199	100.0	0	0.0	10.2	11.1
	Meeker	512	1 in 60 miles or 60 mins	2	512	100.0	0	0.0	13.3	14.4
	Mille Lacs	305	1 in 60 miles or 60 mins	0	305	100.0	0	0.0	33.4	36.7
	Morrison	187	1 in 60 miles or 60 mins	1	187	100.0	0	0.0	23.1	25.7
	Mower	458	1 in 60 miles or 60 mins	0	458	100.0	0	0.0	39.8	43.4
	Murray	321	1 in 60 miles or 60 mins	0	84	26.2	237	73.8	62.8	71.2
	Nicollet	161	1 in 60 miles or 60 mins	0	161	100.0	0	0.0	42.7	46.5
	Nobles	268	1 in 60 miles or 60 mins	0	245	91.4	23	8.6	52.0	57.7
	Norman	286	1 in 60 miles or 60 mins	0	286	100.0	0	0.0	37.1	40.4
	Olmsted	706	1 in 60 miles or 60 mins	2	706	100.0	0	0.0	6.4	7.1
	Otter Tail	302	1 in 60 miles or 60 mins	2	302	100.0	0	0.0	26.8	29.2
	Pennington	145	1 in 60 miles or 60 mins	0	133	91.7	12	8.3	49.4	53.9
	Pine	298	1 in 60 miles or 60 mins	0	298	100.0	0	0.0	22.2	24.2
	Pipestone	106	1 in 60 miles or 60 mins	0	101	95.3	5	4.7	47.4	56.6
	Polk	156	1 in 60 miles or 60 mins	0	156	100.0	0	0.0	30.1	32.7
	Pope	232	1 in 60 miles or 60 mins	0	232	100.0	0	0.0	41.0	44.7
	Ramsey	2,586	1 in 60 miles or 60 mins	13	2,586	100.0	0	0.0	3.2	5.1
	Red Lake	346	1 in 60 miles or 60 mins	0	346	100.0	0	0.0	44.1	48.1
	Redwood	335	1 in 60 miles or 60 mins	0	314	93.7	21	6.3	51.1	55.7
	Renville	157	1 in 60 miles or 60 mins	0	157	100.0	0	0.0	31.9	34.8
	Rice	308	1 in 60 miles or 60 mins	0	308	100.0	0	0.0	28.7	34.2
	Rock	440	1 in 60 miles or 60 mins	0	440	100.0	0	0.0	31.1	37.3
	Roseau	347	1 in 60 miles or 60 mins	0	0	0.0	347	100.0	90.2	98.3
	Scott	601	1 in 60 miles or 60 mins	0	601	100.0	0	0.0	10.0	11.5
	Sherburne	498	1 in 60 miles or 60 mins	0	498	100.0	0	0.0	12.0	13.2
	Sibley	167	1 in 60 miles or 60 mins	0	167	100.0	0	0.0	25.1	27.4
	St. Louis	919	1 in 60 miles or 60 mins	12	919	100.0	0	0.0	11.5	13.0
	Stearns	798	1 in 60 miles or 60 mins	9	798	100.0	0	0.0	14.5	16.8
	Steele	191	1 in 60 miles or 60 mins	0	191	100.0	0	0.0	39.7	43.4
	Stevens	199	1 in 60 miles or 60 mins	0	199	100.0	0	0.0	47.1	51.3
	Swift	102	1 in 60 miles or 60 mins	0	102	100.0	0	0.0	29.6	32.2
	Todd	286	1 in 60 miles or 60 mins	3	286	100.0	0	0.0	10.5	11.4
	Traverse	259	1 in 60 miles or 60 mins	0	259	100.0	0	0.0	35.5	38.7
	Wabasha	104	1 in 60 miles or 60 mins	0	104	100.0	0	0.0	27.2	29.6
	Wadena	167	1 in 60 miles or 60 mins	0	167	100.0	0	0.0	11.5	12.5



# Substance Use Disorder (SUD) Outpatient/Medica Applause/MNN011

July 1, 2024

Created by...  
Medica

Medica Applause MNN011 Substance Use Disorder (SUD) Outpatient

277 providers at 697 locations

■ All providers

Substance Use Disorder (SUD) Outpatient

Employee Group

National Proxy Census (Medica Applause MNN011)

Provider Group

Medica Applause MNN011 Substance Use Disorder (SUD) Outpatient (Medica Regional Service Area)

35,677 eligible locations

◆ With access (35,642)

● Without access (35)

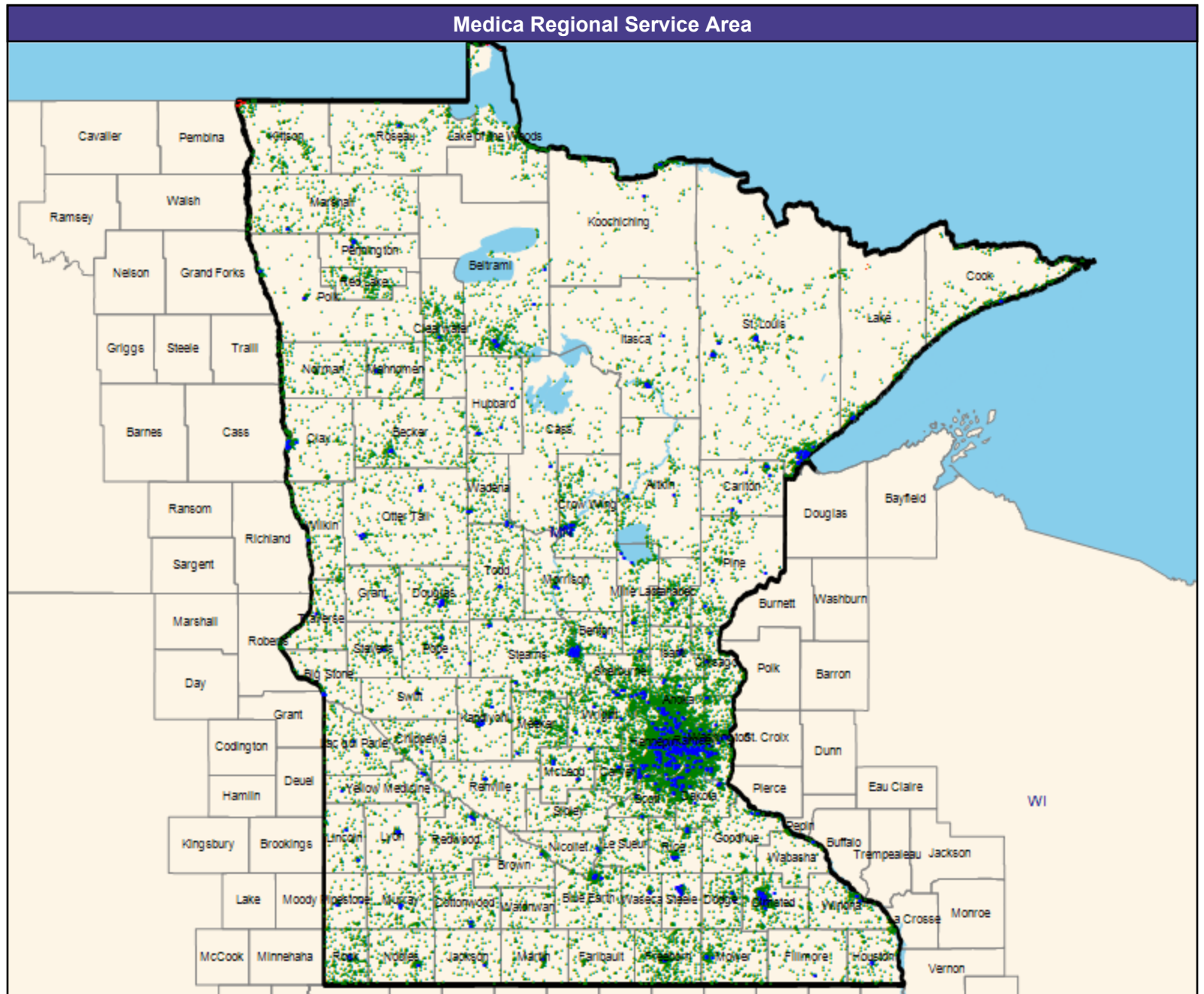
The Access Standard is defined as (National Proxy Census (Medica Applause MNN011)) eligibles accessing:

1 (Medica Applause MNN011 Substance Use Disorder (SUD) Outpatient (Medica Regional Service Area)) provider in 60 miles or 60 minutes

Service Areas

□ Medica Applause MNN011

62.17 miles



# Access Detail By County

July 1, 2024

Created by...  
Medica

Access Analysis  
Substance Use Disorder (SUD)  
Outpatient

Eligible / Provider Groups  
National Proxy Census (Medica  
Applause MNN011)  
Medica Applause MNN011  
Substance Use Disorder (SUD)  
Outpatient (Medica Regional  
Service Area)

All Eligibles										
State Abbr	County	Eligible	Provider	Counts	With Access		Without Access		Average Distance	Average Time
		#	Standard	#	#	%	#	%	1	1
MN	Aitkin	287	1 in 60 miles or 60 mins	2	287	100.0	0	0.0	12.1	13.2
	Anoka	1,740	1 in 60 miles or 60 mins	34	1,740	100.0	0	0.0	2.8	3.6
	Becker	364	1 in 60 miles or 60 mins	4	364	100.0	0	0.0	10.4	11.3
	Beltrami	450	1 in 60 miles or 60 mins	11	450	100.0	0	0.0	8.1	8.8
	Benton	243	1 in 60 miles or 60 mins	6	243	100.0	0	0.0	4.5	4.9
	Big Stone	101	1 in 60 miles or 60 mins	3	101	100.0	0	0.0	10.6	11.6
	Blue Earth	347	1 in 60 miles or 60 mins	11	347	100.0	0	0.0	6.9	7.4
	Brown	135	1 in 60 miles or 60 mins	1	135	100.0	0	0.0	10.7	11.7
	Carlton	180	1 in 60 miles or 60 mins	8	180	100.0	0	0.0	4.2	4.6
	Carver	795	1 in 60 miles or 60 mins	18	795	100.0	0	0.0	3.8	4.2
	Cass	144	1 in 60 miles or 60 mins	1	144	100.0	0	0.0	15.4	16.7
	Chippewa	266	1 in 60 miles or 60 mins	1	266	100.0	0	0.0	9.2	10.0
	Chisago	271	1 in 60 miles or 60 mins	2	271	100.0	0	0.0	7.7	8.4
	Clay	324	1 in 60 miles or 60 mins	12	324	100.0	0	0.0	7.5	8.5
	Clearwater	387	1 in 60 miles or 60 mins	1	387	100.0	0	0.0	10.6	11.5
	Cook	212	1 in 60 miles or 60 mins	2	212	100.0	0	0.0	20.4	22.2
	Cottonwood	255	1 in 60 miles or 60 mins	2	255	100.0	0	0.0	10.6	11.5
	Crow Wing	348	1 in 60 miles or 60 mins	15	348	100.0	0	0.0	9.7	10.5
	Dakota	1,818	1 in 60 miles or 60 mins	41	1,818	100.0	0	0.0	2.1	2.6
	Dodge	218	1 in 60 miles or 60 mins	2	218	100.0	0	0.0	6.4	7.0
	Douglas	191	1 in 60 miles or 60 mins	8	191	100.0	0	0.0	6.8	7.4
	Faribault	151	1 in 60 miles or 60 mins	0	151	100.0	0	0.0	22.4	24.4
	Fillmore	112	1 in 60 miles or 60 mins	1	112	100.0	0	0.0	15.7	17.1
	Freeborn	668	1 in 60 miles or 60 mins	3	668	100.0	0	0.0	7.3	7.9
	Goodhue	227	1 in 60 miles or 60 mins	3	227	100.0	0	0.0	10.7	11.6
	Grant	127	1 in 60 miles or 60 mins	1	127	100.0	0	0.0	11.8	12.8
	Hennepin	5,098	1 in 60 miles or 60 mins	157	5,098	100.0	0	0.0	1.7	2.4
	Houston	192	1 in 60 miles or 60 mins	2	192	100.0	0	0.0	11.5	12.5
	Hubbard	110	1 in 60 miles or 60 mins	5	110	100.0	0	0.0	6.7	7.2
	Isanti	226	1 in 60 miles or 60 mins	6	226	100.0	0	0.0	5.5	5.9
	Itasca	216	1 in 60 miles or 60 mins	11	216	100.0	0	0.0	11.7	12.7
	Jackson	107	1 in 60 miles or 60 mins	1	107	100.0	0	0.0	8.5	9.3
	Kanabec	347	1 in 60 miles or 60 mins	2	347	100.0	0	0.0	5.9	6.3
	Kandiyohi	231	1 in 60 miles or 60 mins	7	231	100.0	0	0.0	5.1	5.5
	Kittson	356	1 in 60 miles or 60 mins	0	328	92.1	28	7.9	42.5	46.5
	Koochiching	219	1 in 60 miles or 60 mins	4	219	100.0	0	0.0	10.4	11.3
	Lac qui Parle	265	1 in 60 miles or 60 mins	3	265	100.0	0	0.0	5.9	6.4
	Lake	213	1 in 60 miles or 60 mins	4	211	99.1	2	0.9	21.4	23.3
	Lake of the Woods	339	1 in 60 miles or 60 mins	0	334	98.5	5	1.5	47.2	51.5
	Le Sueur	145	1 in 60 miles or 60 mins	1	145	100.0	0	0.0	9.7	10.5

# Access Detail By County

July 1, 2024

Created by...  
Medica

Access Analysis  
Substance Use Disorder (SUD)  
Outpatient

Eligible / Provider Groups  
National Proxy Census (Medica  
Applause MNN011)  
Medica Applause MNN011  
Substance Use Disorder (SUD)  
Outpatient (Medica Regional  
Service Area)

All Eligibles										
State Abbr	County	Eligible	Provider	Counts	With Access		Without Access		Average Distance	Average Time
		#	Standard	#	#	%	#	%	1	1
MN	Lincoln	118	1 in 60 miles or 60 mins	2	118	100.0	0	0.0	6.9	7.5
	Lyon	136	1 in 60 miles or 60 mins	5	136	100.0	0	0.0	8.2	8.9
	Mahnomen	220	1 in 60 miles or 60 mins	2	220	100.0	0	0.0	10.5	11.4
	Marshall	388	1 in 60 miles or 60 mins	1	388	100.0	0	0.0	17.1	18.6
	Martin	200	1 in 60 miles or 60 mins	1	200	100.0	0	0.0	8.0	8.7
	McLeod	199	1 in 60 miles or 60 mins	4	199	100.0	0	0.0	4.2	4.5
	Meeker	512	1 in 60 miles or 60 mins	3	512	100.0	0	0.0	7.3	7.9
	Mille Lacs	305	1 in 60 miles or 60 mins	8	305	100.0	0	0.0	5.0	5.4
	Morrison	187	1 in 60 miles or 60 mins	2	187	100.0	0	0.0	9.6	10.4
	Mower	458	1 in 60 miles or 60 mins	3	458	100.0	0	0.0	7.3	7.9
	Murray	321	1 in 60 miles or 60 mins	3	321	100.0	0	0.0	8.9	9.6
	Nicollet	161	1 in 60 miles or 60 mins	2	161	100.0	0	0.0	4.9	5.4
	Nobles	268	1 in 60 miles or 60 mins	2	268	100.0	0	0.0	8.2	8.9
	Norman	286	1 in 60 miles or 60 mins	0	286	100.0	0	0.0	23.2	25.3
	Olmsted	706	1 in 60 miles or 60 mins	22	706	100.0	0	0.0	3.6	4.0
	Otter Tail	302	1 in 60 miles or 60 mins	7	302	100.0	0	0.0	11.0	12.0
	Pennington	145	1 in 60 miles or 60 mins	4	145	100.0	0	0.0	4.8	5.1
	Pine	298	1 in 60 miles or 60 mins	3	298	100.0	0	0.0	8.8	9.6
	Pipestone	106	1 in 60 miles or 60 mins	2	106	100.0	0	0.0	5.2	5.6
	Polk	156	1 in 60 miles or 60 mins	3	156	100.0	0	0.0	12.3	13.4
	Pope	232	1 in 60 miles or 60 mins	2	232	100.0	0	0.0	6.7	7.2
	Ramsey	2,586	1 in 60 miles or 60 mins	90	2,586	100.0	0	0.0	1.0	1.6
	Red Lake	346	1 in 60 miles or 60 mins	0	346	100.0	0	0.0	20.7	22.5
	Redwood	335	1 in 60 miles or 60 mins	3	335	100.0	0	0.0	12.7	13.8
	Renville	157	1 in 60 miles or 60 mins	2	157	100.0	0	0.0	10.1	10.9
	Rice	308	1 in 60 miles or 60 mins	8	308	100.0	0	0.0	4.3	4.7
	Rock	440	1 in 60 miles or 60 mins	2	440	100.0	0	0.0	6.4	6.9
	Roseau	347	1 in 60 miles or 60 mins	1	347	100.0	0	0.0	15.6	17.0
	Scott	601	1 in 60 miles or 60 mins	6	601	100.0	0	0.0	3.4	3.8
	Sherburne	498	1 in 60 miles or 60 mins	11	498	100.0	0	0.0	4.7	5.1
	Sibley	167	1 in 60 miles or 60 mins	0	167	100.0	0	0.0	15.5	16.8
	St. Louis	919	1 in 60 miles or 60 mins	47	919	100.0	0	0.0	9.6	10.5
	Stearns	798	1 in 60 miles or 60 mins	24	798	100.0	0	0.0	6.9	7.6
	Steele	191	1 in 60 miles or 60 mins	9	191	100.0	0	0.0	4.5	4.8
	Stevens	199	1 in 60 miles or 60 mins	3	199	100.0	0	0.0	6.5	7.1
	Swift	102	1 in 60 miles or 60 mins	2	102	100.0	0	0.0	10.9	11.8
	Todd	286	1 in 60 miles or 60 mins	4	286	100.0	0	0.0	8.8	9.6
	Traverse	259	1 in 60 miles or 60 mins	1	259	100.0	0	0.0	9.5	10.3
	Wabasha	104	1 in 60 miles or 60 mins	1	104	100.0	0	0.0	11.1	12.2
	Wadena	167	1 in 60 miles or 60 mins	4	167	100.0	0	0.0	8.1	8.8





# Substance Use Disorder (SUD) Inpatient/Medica Applause/MNN011

July 1, 2024

Created by...  
Medica

Medica Applause MNN011 Substance Use Disorder (SUD) Inpatient

92 providers at 277 locations

■ All providers

Substance Use Disorder (SUD) Inpatient

Employee Group

National Proxy Census (Medica Applause MNN011)

Provider Group

Medica Applause MNN011 Substance Use Disorder (SUD) Inpatient (Medica Regional Service Area)

35,677 eligible locations

◆ With access (34,899)

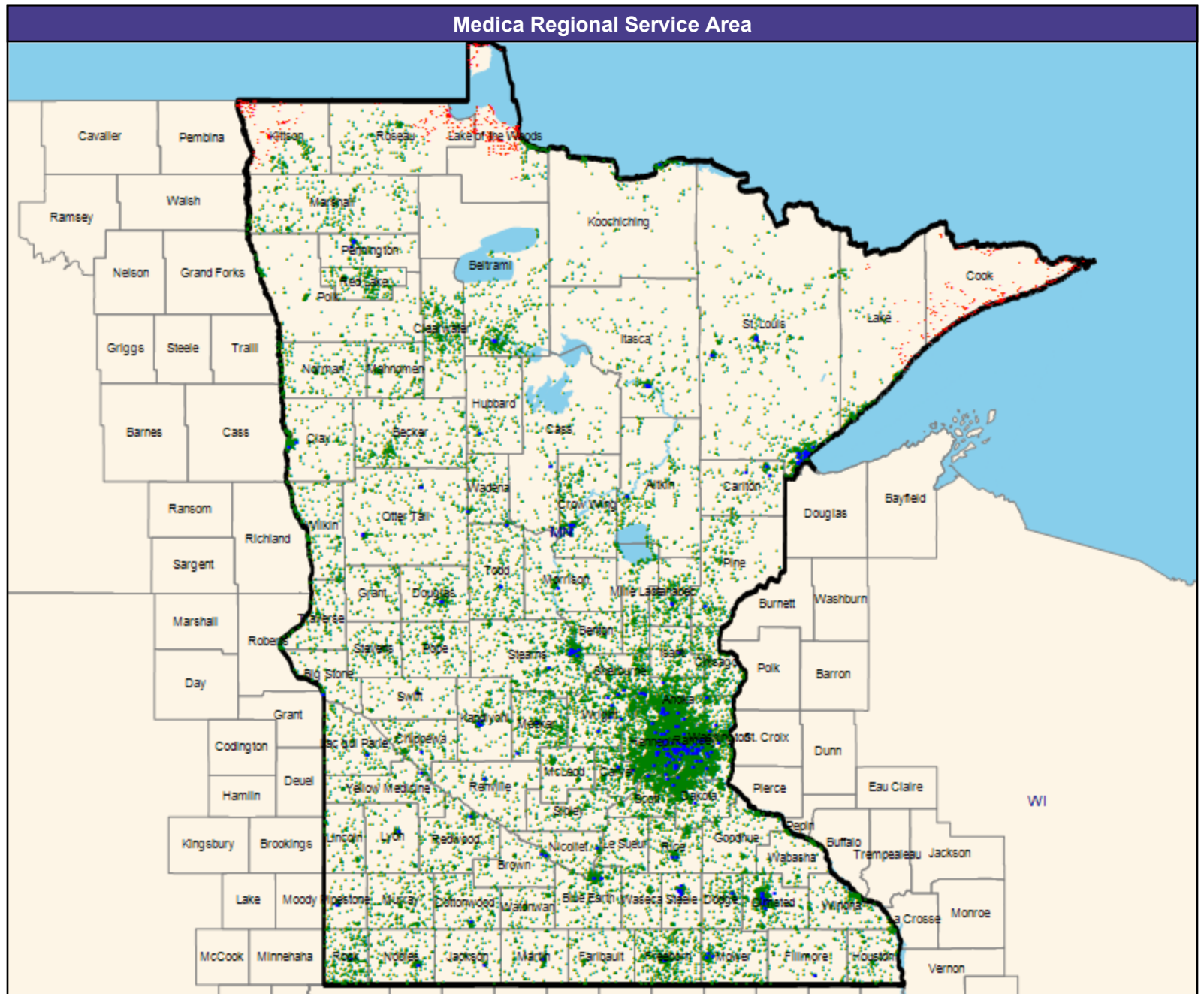

● Without access (778)

The Access Standard is defined as (National Proxy Census (Medica Applause MNN011)) eligibles accessing:

1 (Medica Applause MNN011 Substance Use Disorder (SUD) Inpatient (Medica Regional Service Area)) provider in 60 miles or 60 minutes

Service Areas

□ Medica Applause MNN011



# Access Detail By County

July 1, 2024

Created by...  
Medica

Access Analysis  
Substance Use Disorder (SUD)  
Inpatient

Eligible / Provider Groups  
National Proxy Census (Medica  
Applause MNN011)  
Medica Applause MNN011  
Substance Use Disorder (SUD)  
Inpatient (Medica Regional Service  
Area)

All Eligibles										
State Abbr	County	Eligible	Provider	Counts	With Access		Without Access		Average Distance	Average Time
		#	Standard	#	#	%	#	%	1	1
MN	Aitkin	287	1 in 60 miles or 60 mins	1	287	100.0	0	0.0	16.6	18.0
	Anoka	1,740	1 in 60 miles or 60 mins	17	1,740	100.0	0	0.0	3.7	4.7
	Becker	364	1 in 60 miles or 60 mins	0	364	100.0	0	0.0	26.0	28.6
	Beltrami	450	1 in 60 miles or 60 mins	5	450	100.0	0	0.0	13.0	14.2
	Benton	243	1 in 60 miles or 60 mins	2	243	100.0	0	0.0	8.3	9.2
	Big Stone	101	1 in 60 miles or 60 mins	2	101	100.0	0	0.0	11.4	12.4
	Blue Earth	347	1 in 60 miles or 60 mins	4	347	100.0	0	0.0	7.0	7.7
	Brown	135	1 in 60 miles or 60 mins	2	135	100.0	0	0.0	10.6	11.5
	Carlton	180	1 in 60 miles or 60 mins	3	180	100.0	0	0.0	7.7	8.3
	Carver	795	1 in 60 miles or 60 mins	3	795	100.0	0	0.0	5.5	6.1
	Cass	144	1 in 60 miles or 60 mins	1	144	100.0	0	0.0	18.4	20.0
	Chippewa	266	1 in 60 miles or 60 mins	2	266	100.0	0	0.0	9.4	10.2
	Chisago	271	1 in 60 miles or 60 mins	0	271	100.0	0	0.0	13.0	14.1
	Clay	324	1 in 60 miles or 60 mins	2	324	100.0	0	0.0	8.5	9.7
	Clearwater	387	1 in 60 miles or 60 mins	0	387	100.0	0	0.0	27.3	29.8
	Cook	212	1 in 60 miles or 60 mins	0	0	0.0	212	100.0	103.1	112.4
	Cottonwood	255	1 in 60 miles or 60 mins	1	255	100.0	0	0.0	11.7	12.8
	Crow Wing	348	1 in 60 miles or 60 mins	8	348	100.0	0	0.0	10.5	11.4
	Dakota	1,818	1 in 60 miles or 60 mins	8	1,818	100.0	0	0.0	4.9	5.9
	Dodge	218	1 in 60 miles or 60 mins	1	218	100.0	0	0.0	7.5	8.2
	Douglas	191	1 in 60 miles or 60 mins	2	191	100.0	0	0.0	7.9	8.5
	Faribault	151	1 in 60 miles or 60 mins	0	151	100.0	0	0.0	22.4	24.4
	Fillmore	112	1 in 60 miles or 60 mins	1	112	100.0	0	0.0	16.3	17.7
	Freeborn	668	1 in 60 miles or 60 mins	2	668	100.0	0	0.0	7.3	8.0
	Goodhue	227	1 in 60 miles or 60 mins	0	227	100.0	0	0.0	22.1	24.1
	Grant	127	1 in 60 miles or 60 mins	0	127	100.0	0	0.0	25.4	27.7
	Hennepin	5,098	1 in 60 miles or 60 mins	71	5,098	100.0	0	0.0	2.4	3.4
	Houston	192	1 in 60 miles or 60 mins	0	192	100.0	0	0.0	33.6	36.6
	Hubbard	110	1 in 60 miles or 60 mins	1	110	100.0	0	0.0	11.9	12.9
	Isanti	226	1 in 60 miles or 60 mins	2	226	100.0	0	0.0	7.0	7.6
	Itasca	216	1 in 60 miles or 60 mins	7	216	100.0	0	0.0	15.9	17.3
	Jackson	107	1 in 60 miles or 60 mins	1	107	100.0	0	0.0	8.9	9.6
	Kanabec	347	1 in 60 miles or 60 mins	2	347	100.0	0	0.0	6.3	6.9
	Kandiyohi	231	1 in 60 miles or 60 mins	5	231	100.0	0	0.0	7.2	7.8
	Kittson	356	1 in 60 miles or 60 mins	0	167	46.9	189	53.1	61.7	67.6
	Koochiching	219	1 in 60 miles or 60 mins	1	219	100.0	0	0.0	18.1	19.7
	Lac qui Parle	265	1 in 60 miles or 60 mins	2	265	100.0	0	0.0	10.7	11.7
	Lake	213	1 in 60 miles or 60 mins	0	183	85.9	30	14.1	41.9	45.6
	Lake of the Woods	339	1 in 60 miles or 60 mins	0	113	33.3	226	66.7	68.1	74.2
	Le Sueur	145	1 in 60 miles or 60 mins	0	145	100.0	0	0.0	15.5	16.9

# Access Detail By County

July 1, 2024

Created by...  
Medica

Access Analysis  
Substance Use Disorder (SUD)  
Inpatient

Eligible / Provider Groups  
National Proxy Census (Medica  
Applause MNN011)  
Medica Applause MNN011  
Substance Use Disorder (SUD)  
Inpatient (Medica Regional Service  
Area)

All Eligibles										
State Abbr	County	Eligible	Provider	Counts	With Access		Without Access		Average Distance	Average Time
		#	Standard	#	#	%	#	%	1	1
MN	Lincoln	118	1 in 60 miles or 60 mins	0	118	100.0	0	0.0	25.3	27.5
	Lyon	136	1 in 60 miles or 60 mins	1	136	100.0	0	0.0	9.7	10.5
	Mahnomen	220	1 in 60 miles or 60 mins	0	220	100.0	0	0.0	47.0	51.4
	Marshall	388	1 in 60 miles or 60 mins	0	388	100.0	0	0.0	30.4	33.1
	Martin	200	1 in 60 miles or 60 mins	1	200	100.0	0	0.0	8.0	8.7
	McLeod	199	1 in 60 miles or 60 mins	0	199	100.0	0	0.0	19.1	20.7
	Meeker	512	1 in 60 miles or 60 mins	4	512	100.0	0	0.0	8.5	9.2
	Mille Lacs	305	1 in 60 miles or 60 mins	0	305	100.0	0	0.0	21.9	23.9
	Morrison	187	1 in 60 miles or 60 mins	1	187	100.0	0	0.0	11.4	12.4
	Mower	458	1 in 60 miles or 60 mins	3	458	100.0	0	0.0	7.2	7.8
	Murray	321	1 in 60 miles or 60 mins	0	321	100.0	0	0.0	24.4	26.6
	Nicollet	161	1 in 60 miles or 60 mins	1	161	100.0	0	0.0	5.3	5.8
	Nobles	268	1 in 60 miles or 60 mins	2	268	100.0	0	0.0	8.6	9.3
	Norman	286	1 in 60 miles or 60 mins	0	286	100.0	0	0.0	36.3	42.4
	Olmsted	706	1 in 60 miles or 60 mins	13	706	100.0	0	0.0	4.0	4.5
	Otter Tail	302	1 in 60 miles or 60 mins	4	302	100.0	0	0.0	11.7	12.7
	Pennington	145	1 in 60 miles or 60 mins	3	145	100.0	0	0.0	4.8	5.2
	Pine	298	1 in 60 miles or 60 mins	1	298	100.0	0	0.0	17.7	19.3
	Pipstone	106	1 in 60 miles or 60 mins	1	106	100.0	0	0.0	7.6	8.2
	Polk	156	1 in 60 miles or 60 mins	0	156	100.0	0	0.0	38.8	42.4
	Pope	232	1 in 60 miles or 60 mins	0	232	100.0	0	0.0	19.0	20.7
	Ramsey	2,586	1 in 60 miles or 60 mins	38	2,586	100.0	0	0.0	1.8	2.7
	Red Lake	346	1 in 60 miles or 60 mins	0	346	100.0	0	0.0	21.0	22.9
	Redwood	335	1 in 60 miles or 60 mins	1	335	100.0	0	0.0	13.2	14.4
	Renville	157	1 in 60 miles or 60 mins	2	157	100.0	0	0.0	10.6	11.5
	Rice	308	1 in 60 miles or 60 mins	3	308	100.0	0	0.0	8.9	9.7
	Rock	440	1 in 60 miles or 60 mins	1	440	100.0	0	0.0	6.6	7.2
	Roseau	347	1 in 60 miles or 60 mins	0	226	65.1	121	34.9	58.1	63.3
	Scott	601	1 in 60 miles or 60 mins	2	601	100.0	0	0.0	7.8	8.9
	Sherburne	498	1 in 60 miles or 60 mins	7	498	100.0	0	0.0	6.5	7.1
	Sibley	167	1 in 60 miles or 60 mins	0	167	100.0	0	0.0	20.2	22.0
	St. Louis	919	1 in 60 miles or 60 mins	34	919	100.0	0	0.0	10.1	11.1
	Stearns	798	1 in 60 miles or 60 mins	18	798	100.0	0	0.0	9.5	10.4
	Steele	191	1 in 60 miles or 60 mins	8	191	100.0	0	0.0	4.5	4.9
	Stevens	199	1 in 60 miles or 60 mins	0	199	100.0	0	0.0	29.9	32.6
	Swift	102	1 in 60 miles or 60 mins	2	102	100.0	0	0.0	11.1	12.1
	Todd	286	1 in 60 miles or 60 mins	2	286	100.0	0	0.0	10.0	10.9
	Traverse	259	1 in 60 miles or 60 mins	0	259	100.0	0	0.0	34.0	37.1
	Wabasha	104	1 in 60 miles or 60 mins	0	104	100.0	0	0.0	23.6	25.9
	Wadena	167	1 in 60 miles or 60 mins	1	167	100.0	0	0.0	8.7	9.5



# Thoracic Surgery/Medica Applause/MNN011

July 1, 2024

Created by...  
Medica

Medica Applause MNN011 Thoracic Surgery

125 providers at 97 locations

- All providers

Thoracic Surgery

Employee Group

National Proxy Census (Medica Applause MNN011)

Provider Group

Medica Applause MNN011 Thoracic Surgery (Medica Regional Service Area)

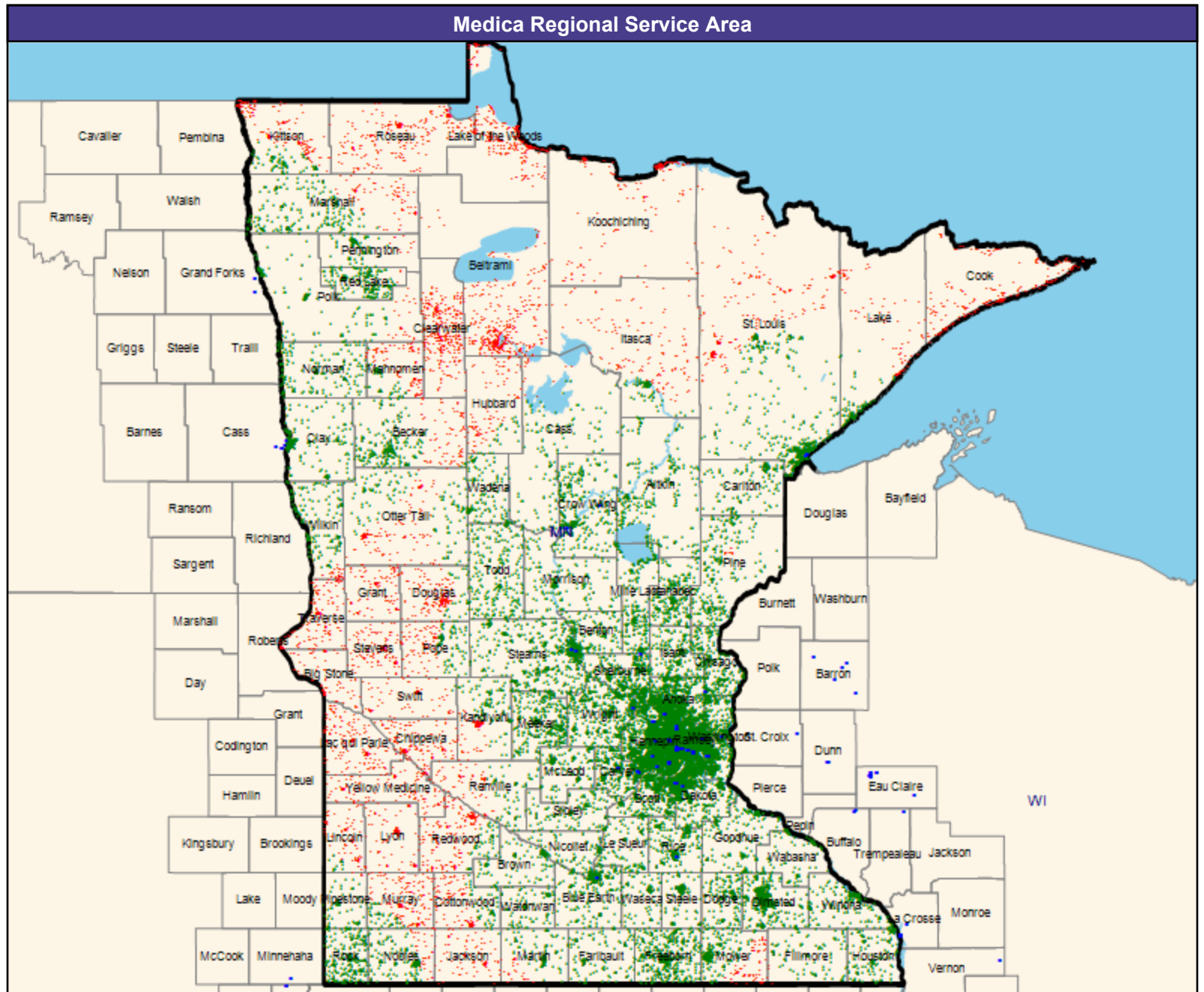
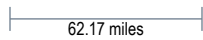
35,677 eligible locations

- ◆ With access (29,097)
- Without access (6,580)

The Access Standard is defined as (National Proxy Census (Medica Applause MNN011)) eligibles accessing: 1 (Medica Applause MNN011 Thoracic Surgery (Medica Regional Service Area)) provider in 60 miles or 60 minutes

Service Areas

- Medica Applause MNN011



# Access Detail By County

July 1, 2024

Created by...  
Medica

Access Analysis  
Thoracic Surgery  
Eligible / Provider Groups  
National Proxy Census (Medica  
Applause MNN011)  
Medica Applause MNN011 Thoracic  
Surgery (Medica Regional Service  
Area)

All Eligibles										
State Abbr	County	Eligible	Provider	Counts	With Access		Without Access		Average Distance	Average Time
		#	Standard	#	#	%	#	%	1	1
MN	Aitkin	287	1 in 60 miles or 60 mins	0	287	100.0	0	0.0	28.7	31.3
	Anoka	1,740	1 in 60 miles or 60 mins	14	1,740	100.0	0	0.0	6.4	8.4
	Becker	364	1 in 60 miles or 60 mins	0	283	77.7	81	22.3	50.9	55.6
	Beltrami	450	1 in 60 miles or 60 mins	0	0	0.0	450	100.0	90.4	98.6
	Benton	243	1 in 60 miles or 60 mins	0	243	100.0	0	0.0	8.9	10.4
	Big Stone	101	1 in 60 miles or 60 mins	0	0	0.0	101	100.0	101.2	115.3
	Blue Earth	347	1 in 60 miles or 60 mins	1	347	100.0	0	0.0	8.0	8.7
	Brown	135	1 in 60 miles or 60 mins	0	135	100.0	0	0.0	36.5	39.7
	Carlton	180	1 in 60 miles or 60 mins	0	180	100.0	0	0.0	29.5	40.2
	Carver	795	1 in 60 miles or 60 mins	10	795	100.0	0	0.0	5.3	5.9
	Cass	144	1 in 60 miles or 60 mins	0	128	88.9	16	11.1	37.9	41.3
	Chippewa	266	1 in 60 miles or 60 mins	0	0	0.0	266	100.0	87.5	100.6
	Chisago	271	1 in 60 miles or 60 mins	2	271	100.0	0	0.0	14.9	16.2
	Clay	324	1 in 60 miles or 60 mins	0	324	100.0	0	0.0	10.0	11.5
	Clearwater	387	1 in 60 miles or 60 mins	0	0	0.0	387	100.0	81.5	88.9
	Cook	212	1 in 60 miles or 60 mins	0	0	0.0	212	100.0	111.6	157.5
	Cottonwood	255	1 in 60 miles or 60 mins	0	78	30.6	177	69.4	62.8	68.5
	Crow Wing	348	1 in 60 miles or 60 mins	7	348	100.0	0	0.0	11.1	12.1
	Dakota	1,818	1 in 60 miles or 60 mins	9	1,818	100.0	0	0.0	6.6	9.0
	Dodge	218	1 in 60 miles or 60 mins	0	218	100.0	0	0.0	35.7	38.9
	Douglas	191	1 in 60 miles or 60 mins	0	28	14.7	163	85.3	64.5	74.4
	Faribault	151	1 in 60 miles or 60 mins	0	151	100.0	0	0.0	37.7	41.1
	Fillmore	112	1 in 60 miles or 60 mins	0	109	97.3	3	2.7	45.8	50.0
	Freeborn	668	1 in 60 miles or 60 mins	0	668	100.0	0	0.0	45.3	49.5
	Goodhue	227	1 in 60 miles or 60 mins	0	227	100.0	0	0.0	31.4	35.3
	Grant	127	1 in 60 miles or 60 mins	0	0	0.0	127	100.0	79.0	88.0
	Hennepin	5,098	1 in 60 miles or 60 mins	159	5,098	100.0	0	0.0	3.4	5.3
	Houston	192	1 in 60 miles or 60 mins	0	192	100.0	0	0.0	17.6	19.2
	Hubbard	110	1 in 60 miles or 60 mins	0	21	19.1	89	80.9	67.3	73.4
	Isanti	226	1 in 60 miles or 60 mins	0	226	100.0	0	0.0	17.5	19.1
	Itasca	216	1 in 60 miles or 60 mins	0	71	32.9	145	67.1	68.0	74.8
	Jackson	107	1 in 60 miles or 60 mins	0	2	1.9	105	98.1	71.6	79.0
	Kanabec	347	1 in 60 miles or 60 mins	0	347	100.0	0	0.0	33.2	36.2
	Kandiyohi	231	1 in 60 miles or 60 mins	0	106	45.9	125	54.1	57.7	67.9
	Kittson	356	1 in 60 miles or 60 mins	0	105	29.5	251	70.5	64.3	70.4
	Koochiching	219	1 in 60 miles or 60 mins	0	0	0.0	219	100.0	133.6	152.9
	Lac qui Parle	265	1 in 60 miles or 60 mins	0	0	0.0	265	100.0	104.6	124.7
	Lake	213	1 in 60 miles or 60 mins	0	125	58.7	88	41.3	50.8	71.7
	Lake of the Woods	339	1 in 60 miles or 60 mins	0	0	0.0	339	100.0	125.3	136.6
	Le Sueur	145	1 in 60 miles or 60 mins	0	145	100.0	0	0.0	20.6	22.4

# Access Detail By County

July 1, 2024

Created by...  
Medica

Access Analysis  
Thoracic Surgery  
Eligible / Provider Groups  
National Proxy Census (Medica  
Applause MNN011)  
Medica Applause MNN011 Thoracic  
Surgery (Medica Regional Service  
Area)

All Eligibles										
State Abbr	County	Eligible	Provider	Counts	With Access		Without Access		Average Distance	Average Time
		#	Standard	#	#	%	#	%	1	1
MN	Lincoln	118	1 in 60 miles or 60 mins	0	16	13.6	102	86.4	68.3	81.9
	Lyon	136	1 in 60 miles or 60 mins	0	0	0.0	136	100.0	84.2	98.1
	Mahnomen	220	1 in 60 miles or 60 mins	0	112	50.9	108	49.1	61.0	66.5
	Marshall	388	1 in 60 miles or 60 mins	0	292	75.3	96	24.7	48.4	52.7
	Martin	200	1 in 60 miles or 60 mins	0	167	83.5	33	16.5	52.5	57.2
	McLeod	199	1 in 60 miles or 60 mins	0	199	100.0	0	0.0	25.4	27.7
	Meeker	512	1 in 60 miles or 60 mins	0	512	100.0	0	0.0	37.8	43.6
	Mille Lacs	305	1 in 60 miles or 60 mins	0	305	100.0	0	0.0	18.9	20.6
	Morrison	187	1 in 60 miles or 60 mins	0	187	100.0	0	0.0	26.4	29.5
	Mower	458	1 in 60 miles or 60 mins	0	367	80.1	91	19.9	52.5	57.2
	Murray	321	1 in 60 miles or 60 mins	0	51	15.9	270	84.1	66.3	79.1
	Nicollet	161	1 in 60 miles or 60 mins	0	161	100.0	0	0.0	14.1	15.4
	Nobles	268	1 in 60 miles or 60 mins	0	222	82.8	46	17.2	54.8	65.7
	Norman	286	1 in 60 miles or 60 mins	0	286	100.0	0	0.0	37.5	40.8
	Olmsted	706	1 in 60 miles or 60 mins	0	706	100.0	0	0.0	48.2	54.0
	Otter Tail	302	1 in 60 miles or 60 mins	0	135	44.7	167	55.3	59.1	65.3
	Pennington	145	1 in 60 miles or 60 mins	0	133	91.7	12	8.3	49.3	53.8
	Pine	298	1 in 60 miles or 60 mins	0	288	96.6	10	3.4	46.7	52.2
	Pipestone	106	1 in 60 miles or 60 mins	0	101	95.3	5	4.7	47.4	56.8
	Polk	156	1 in 60 miles or 60 mins	0	129	82.7	27	17.3	33.6	36.6
	Pope	232	1 in 60 miles or 60 mins	0	123	53.0	109	47.0	61.4	73.7
	Ramsey	2,586	1 in 60 miles or 60 mins	47	2,586	100.0	0	0.0	3.0	4.9
	Red Lake	346	1 in 60 miles or 60 mins	0	343	99.1	3	0.9	44.9	49.0
	Redwood	335	1 in 60 miles or 60 mins	0	58	17.3	277	82.7	67.3	73.4
	Renville	157	1 in 60 miles or 60 mins	0	76	48.4	81	51.6	59.4	64.8
	Rice	308	1 in 60 miles or 60 mins	1	308	100.0	0	0.0	10.0	10.9
	Rock	440	1 in 60 miles or 60 mins	0	440	100.0	0	0.0	31.0	37.2
	Roseau	347	1 in 60 miles or 60 mins	0	0	0.0	347	100.0	97.0	105.8
	Scott	601	1 in 60 miles or 60 mins	0	601	100.0	0	0.0	9.7	11.3
	Sherburne	498	1 in 60 miles or 60 mins	1	498	100.0	0	0.0	11.3	12.4
	Sibley	167	1 in 60 miles or 60 mins	0	167	100.0	0	0.0	31.0	33.9
	St. Louis	919	1 in 60 miles or 60 mins	21	655	71.3	264	28.7	35.1	49.3
	Stearns	798	1 in 60 miles or 60 mins	5	798	100.0	0	0.0	15.9	19.0
	Steele	191	1 in 60 miles or 60 mins	0	191	100.0	0	0.0	18.3	19.9
	Stevens	199	1 in 60 miles or 60 mins	0	0	0.0	199	100.0	85.6	101.7
	Swift	102	1 in 60 miles or 60 mins	0	2	2.0	100	98.0	79.3	95.2
	Todd	286	1 in 60 miles or 60 mins	0	286	100.0	0	0.0	40.7	45.6
	Traverse	259	1 in 60 miles or 60 mins	0	0	0.0	259	100.0	76.4	86.7
	Wabasha	104	1 in 60 miles or 60 mins	0	104	100.0	0	0.0	38.3	41.7
	Wadena	167	1 in 60 miles or 60 mins	0	166	99.4	1	0.6	44.6	48.6





# Urology/Medica Applause/MNN011

July 1, 2024

Created by...  
Medica

Medica Applause MNN011 Urology

315 providers at 258 locations

■ All providers

Urology

Employee Group

National Proxy Census (Medica Applause MNN011)

Provider Group

Medica Applause MNN011 Urology (Medica Regional Service Area)

35,677 eligible locations

◆ With access (35,440)

● Without access (237)

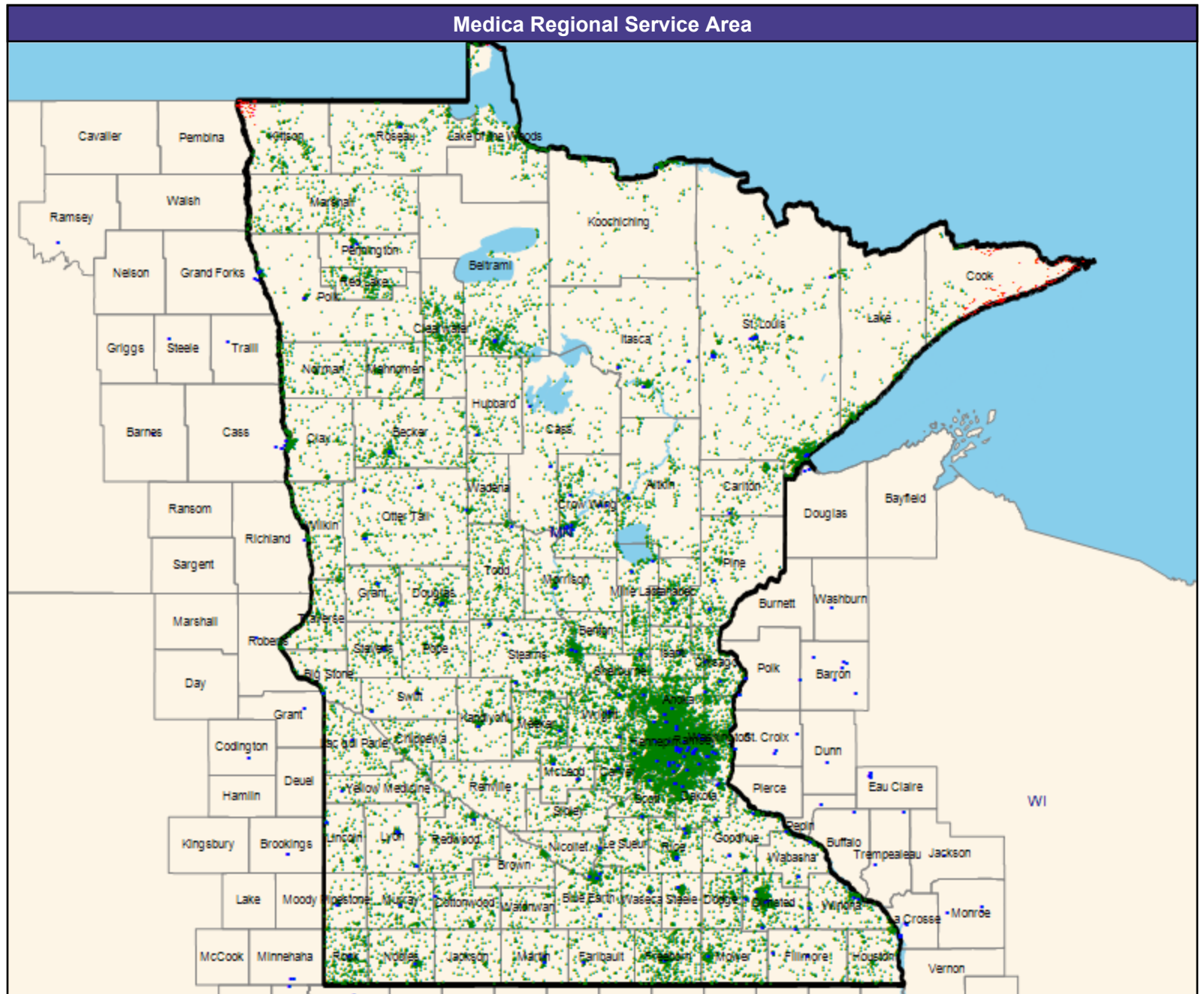
The Access Standard is defined as (National Proxy Census (Medica Applause MNN011)) eligibles accessing:

1 (Medica Applause MNN011 Urology (Medica Regional Service Area)) provider in 60 miles or 60 minutes

Service Areas

□ Medica Applause MNN011

62.17 miles



# Access Detail By County

July 1, 2024

Created by...  
Medica

Access Analysis  
Urology  
Eligible / Provider Groups  
National Proxy Census (Medica  
Applause MNN011)  
Medica Applause MNN011 Urology  
(Medica Regional Service Area)

All Eligibles										
State Abbr	County	Eligible	Provider	Counts	With Access		Without Access		Average Distance	Average Time
		#	Standard	#	#	%	#	%	1	1
MN	Aitkin	287	1 in 60 miles or 60 mins	3	287	100.0	0	0.0	15.0	16.4
	Anoka	1,740	1 in 60 miles or 60 mins	28	1,740	100.0	0	0.0	5.1	6.4
	Becker	364	1 in 60 miles or 60 mins	4	364	100.0	0	0.0	10.9	11.8
	Beltrami	450	1 in 60 miles or 60 mins	26	450	100.0	0	0.0	13.0	14.2
	Benton	243	1 in 60 miles or 60 mins	0	243	100.0	0	0.0	8.8	9.8
	Big Stone	101	1 in 60 miles or 60 mins	1	101	100.0	0	0.0	10.4	11.3
	Blue Earth	347	1 in 60 miles or 60 mins	24	347	100.0	0	0.0	5.2	5.7
	Brown	135	1 in 60 miles or 60 mins	0	135	100.0	0	0.0	27.1	29.5
	Carlton	180	1 in 60 miles or 60 mins	6	180	100.0	0	0.0	15.6	16.9
	Carver	795	1 in 60 miles or 60 mins	6	795	100.0	0	0.0	6.9	7.9
	Cass	144	1 in 60 miles or 60 mins	3	144	100.0	0	0.0	13.4	14.5
	Chippewa	266	1 in 60 miles or 60 mins	0	266	100.0	0	0.0	24.0	26.1
	Chisago	271	1 in 60 miles or 60 mins	20	271	100.0	0	0.0	5.4	5.9
	Clay	324	1 in 60 miles or 60 mins	0	324	100.0	0	0.0	8.7	9.9
	Clearwater	387	1 in 60 miles or 60 mins	0	387	100.0	0	0.0	27.7	30.2
	Cook	212	1 in 60 miles or 60 mins	0	61	28.8	151	71.2	71.7	78.2
	Cottonwood	255	1 in 60 miles or 60 mins	1	255	100.0	0	0.0	20.4	22.2
	Crow Wing	348	1 in 60 miles or 60 mins	48	348	100.0	0	0.0	6.7	7.2
	Dakota	1,818	1 in 60 miles or 60 mins	19	1,818	100.0	0	0.0	3.8	4.9
	Dodge	218	1 in 60 miles or 60 mins	0	218	100.0	0	0.0	10.9	11.8
	Douglas	191	1 in 60 miles or 60 mins	7	191	100.0	0	0.0	7.5	8.1
	Faribault	151	1 in 60 miles or 60 mins	1	151	100.0	0	0.0	11.9	13.0
	Fillmore	112	1 in 60 miles or 60 mins	3	112	100.0	0	0.0	8.7	9.4
	Freeborn	668	1 in 60 miles or 60 mins	5	668	100.0	0	0.0	7.5	8.1
	Goodhue	227	1 in 60 miles or 60 mins	5	227	100.0	0	0.0	5.4	5.8
	Grant	127	1 in 60 miles or 60 mins	1	127	100.0	0	0.0	11.2	12.2
	Hennepin	5,098	1 in 60 miles or 60 mins	205	5,098	100.0	0	0.0	3.0	4.7
	Houston	192	1 in 60 miles or 60 mins	0	192	100.0	0	0.0	16.0	17.4
	Hubbard	110	1 in 60 miles or 60 mins	2	110	100.0	0	0.0	10.7	11.6
	Isanti	226	1 in 60 miles or 60 mins	10	226	100.0	0	0.0	6.9	7.5
	Itasca	216	1 in 60 miles or 60 mins	13	216	100.0	0	0.0	12.0	13.1
	Jackson	107	1 in 60 miles or 60 mins	0	107	100.0	0	0.0	24.9	27.1
	Kanabec	347	1 in 60 miles or 60 mins	3	347	100.0	0	0.0	6.1	6.6
	Kandiyohi	231	1 in 60 miles or 60 mins	9	231	100.0	0	0.0	7.6	8.3
	Kittson	356	1 in 60 miles or 60 mins	0	275	77.2	81	22.8	51.6	56.5
	Koochiching	219	1 in 60 miles or 60 mins	2	219	100.0	0	0.0	17.4	18.9
	Lac qui Parle	265	1 in 60 miles or 60 mins	2	265	100.0	0	0.0	9.5	10.3
	Lake	213	1 in 60 miles or 60 mins	0	213	100.0	0	0.0	37.4	42.7
	Lake of the Woods	339	1 in 60 miles or 60 mins	0	334	98.5	5	1.5	48.1	52.4
	Le Sueur	145	1 in 60 miles or 60 mins	0	145	100.0	0	0.0	9.5	10.3

# Access Detail By County

July 1, 2024

Created by...  
Medica

Access Analysis  
Urology  
Eligible / Provider Groups  
National Proxy Census (Medica Applause MNN011)  
Medica Applause MNN011 Urology (Medica Regional Service Area)

All Eligibles										
State Abbr	County	Eligible	Provider	Counts	With Access		Without Access		Average Distance	Average Time
		#	Standard	#	#	%	#	%	1	1
MN	Lincoln	118	1 in 60 miles or 60 mins	1	118	100.0	0	0.0	15.1	16.4
	Lyon	136	1 in 60 miles or 60 mins	6	136	100.0	0	0.0	6.3	6.9
	Mahnomen	220	1 in 60 miles or 60 mins	0	220	100.0	0	0.0	35.6	38.8
	Marshall	388	1 in 60 miles or 60 mins	0	388	100.0	0	0.0	26.5	28.8
	Martin	200	1 in 60 miles or 60 mins	4	200	100.0	0	0.0	8.0	8.7
	McLeod	199	1 in 60 miles or 60 mins	2	199	100.0	0	0.0	6.1	6.6
	Meeker	512	1 in 60 miles or 60 mins	1	512	100.0	0	0.0	11.3	12.3
	Mille Lacs	305	1 in 60 miles or 60 mins	2	305	100.0	0	0.0	9.3	10.1
	Morrison	187	1 in 60 miles or 60 mins	1	187	100.0	0	0.0	10.4	11.3
	Mower	458	1 in 60 miles or 60 mins	5	458	100.0	0	0.0	6.6	7.1
	Murray	321	1 in 60 miles or 60 mins	1	321	100.0	0	0.0	8.9	9.7
	Nicollet	161	1 in 60 miles or 60 mins	4	161	100.0	0	0.0	7.5	8.1
	Nobles	268	1 in 60 miles or 60 mins	1	268	100.0	0	0.0	8.2	8.9
	Norman	286	1 in 60 miles or 60 mins	0	286	100.0	0	0.0	32.8	35.7
	Olmsted	706	1 in 60 miles or 60 mins	12	706	100.0	0	0.0	3.3	3.8
	Otter Tail	302	1 in 60 miles or 60 mins	12	302	100.0	0	0.0	9.6	10.4
	Pennington	145	1 in 60 miles or 60 mins	3	145	100.0	0	0.0	5.2	5.6
	Pine	298	1 in 60 miles or 60 mins	4	298	100.0	0	0.0	9.3	10.1
	Pipestone	106	1 in 60 miles or 60 mins	2	106	100.0	0	0.0	7.4	8.0
	Polk	156	1 in 60 miles or 60 mins	5	156	100.0	0	0.0	17.7	19.3
	Pope	232	1 in 60 miles or 60 mins	0	232	100.0	0	0.0	16.4	17.9
	Ramsey	2,586	1 in 60 miles or 60 mins	79	2,586	100.0	0	0.0	2.3	3.7
	Red Lake	346	1 in 60 miles or 60 mins	0	346	100.0	0	0.0	20.2	22.0
	Redwood	335	1 in 60 miles or 60 mins	1	335	100.0	0	0.0	10.8	11.7
	Renville	157	1 in 60 miles or 60 mins	0	157	100.0	0	0.0	20.0	21.7
	Rice	308	1 in 60 miles or 60 mins	10	308	100.0	0	0.0	5.0	5.4
	Rock	440	1 in 60 miles or 60 mins	1	440	100.0	0	0.0	6.6	7.2
	Roseau	347	1 in 60 miles or 60 mins	1	347	100.0	0	0.0	15.5	16.9
	Scott	601	1 in 60 miles or 60 mins	9	601	100.0	0	0.0	6.3	7.2
	Sherburne	498	1 in 60 miles or 60 mins	4	498	100.0	0	0.0	6.6	7.2
	Sibley	167	1 in 60 miles or 60 mins	0	167	100.0	0	0.0	17.3	18.9
	St. Louis	919	1 in 60 miles or 60 mins	53	919	100.0	0	0.0	9.6	10.9
	Stearns	798	1 in 60 miles or 60 mins	23	798	100.0	0	0.0	7.4	8.2
	Steele	191	1 in 60 miles or 60 mins	1	191	100.0	0	0.0	6.5	7.1
	Stevens	199	1 in 60 miles or 60 mins	2	199	100.0	0	0.0	6.7	7.3
	Swift	102	1 in 60 miles or 60 mins	3	102	100.0	0	0.0	6.1	6.7
	Todd	286	1 in 60 miles or 60 mins	1	286	100.0	0	0.0	14.4	15.6
	Traverse	259	1 in 60 miles or 60 mins	0	259	100.0	0	0.0	26.5	28.9
	Wabasha	104	1 in 60 miles or 60 mins	4	104	100.0	0	0.0	5.1	5.5
	Wadena	167	1 in 60 miles or 60 mins	0	167	100.0	0	0.0	9.3	10.1



# Vascular Surgery/Medica Applause/MNN011

July 1, 2024

Created by...  
Medica

Medica Applause MNN011 Vascular Surgery

129 providers at 159 locations

■ All providers

Vascular Surgery

Employee Group

National Proxy Census (Medica Applause MNN011)

Provider Group

Medica Applause MNN011 Vascular Surgery (Medica Regional Service Area)

35,677 eligible locations

◆ With access (35,361)

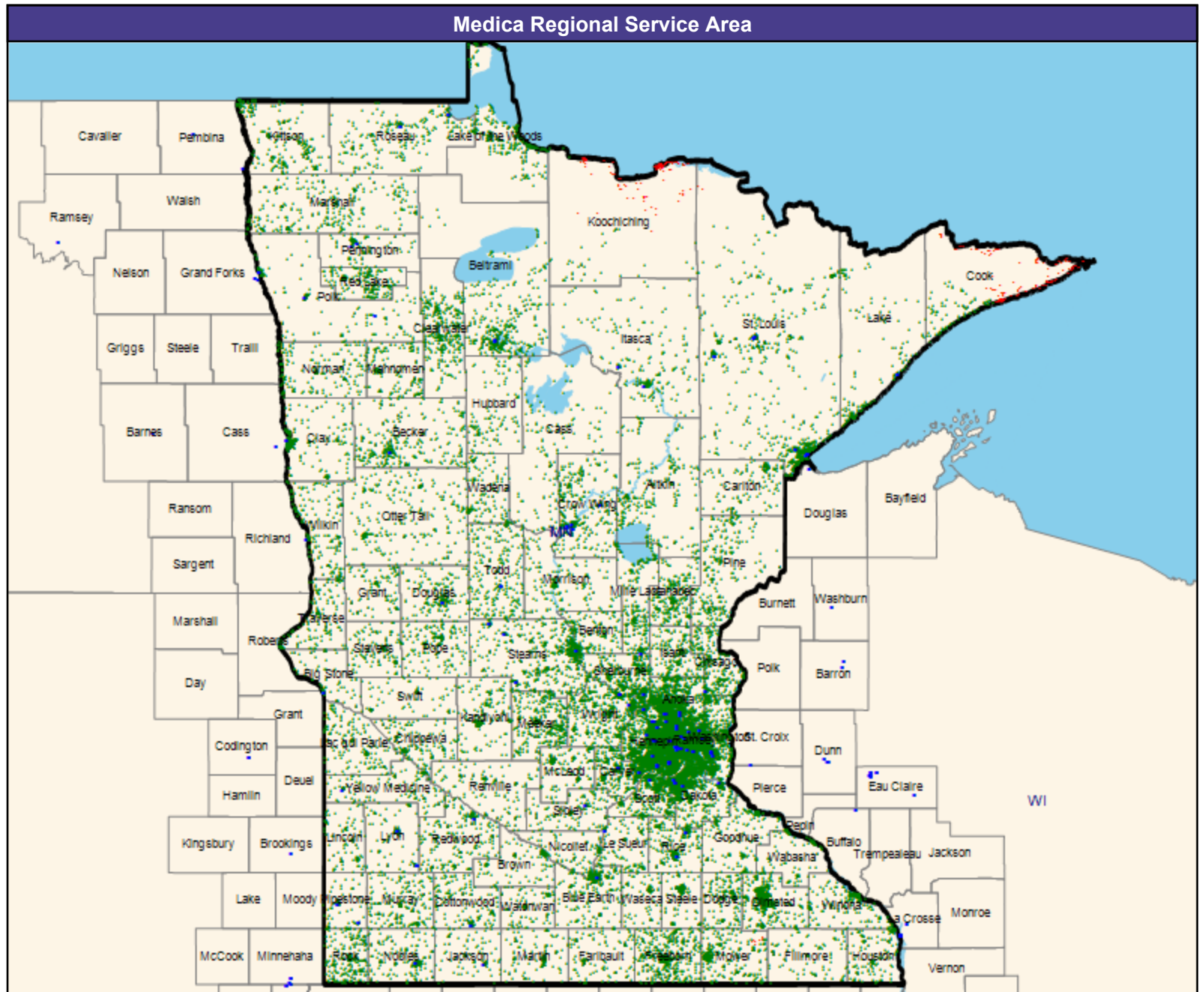
● Without access (316)

The Access Standard is defined as (National Proxy Census (Medica Applause MNN011)) eligibles accessing:  
1 (Medica Applause MNN011 Vascular Surgery (Medica Regional Service Area)) provider in 60 miles or 60 minutes

Service Areas

□ Medica Applause MNN011

62.17 miles



# Access Detail By County

July 1, 2024

Created by...  
Medica

Access Analysis  
Vascular Surgery  
Eligible / Provider Groups  
National Proxy Census (Medica  
Applause MNN011)  
Medica Applause MNN011 Vascular  
Surgery (Medica Regional Service  
Area)

All Eligibles										
State Abbr	County	Eligible	Provider	Counts	With Access		Without Access		Average Distance	Average Time
		#	Standard	#	#	%	#	%	1	1
MN	Aitkin	287	1 in 60 miles or 60 mins	0	287	100.0	0	0.0	26.1	28.5
	Anoka	1,740	1 in 60 miles or 60 mins	25	1,740	100.0	0	0.0	4.7	6.0
	Becker	364	1 in 60 miles or 60 mins	3	364	100.0	0	0.0	14.0	15.2
	Beltrami	450	1 in 60 miles or 60 mins	6	450	100.0	0	0.0	13.1	14.2
	Benton	243	1 in 60 miles or 60 mins	0	243	100.0	0	0.0	9.1	10.7
	Big Stone	101	1 in 60 miles or 60 mins	2	101	100.0	0	0.0	11.2	12.2
	Blue Earth	347	1 in 60 miles or 60 mins	1	347	100.0	0	0.0	8.0	8.7
	Brown	135	1 in 60 miles or 60 mins	0	135	100.0	0	0.0	28.9	31.5
	Carlton	180	1 in 60 miles or 60 mins	0	180	100.0	0	0.0	26.4	28.7
	Carver	795	1 in 60 miles or 60 mins	10	795	100.0	0	0.0	5.4	6.0
	Cass	144	1 in 60 miles or 60 mins	0	144	100.0	0	0.0	29.2	31.8
	Chippewa	266	1 in 60 miles or 60 mins	0	266	100.0	0	0.0	37.4	40.7
	Chisago	271	1 in 60 miles or 60 mins	7	271	100.0	0	0.0	14.9	16.2
	Clay	324	1 in 60 miles or 60 mins	0	324	100.0	0	0.0	10.2	11.1
	Clearwater	387	1 in 60 miles or 60 mins	0	387	100.0	0	0.0	25.5	27.8
	Cook	212	1 in 60 miles or 60 mins	0	82	38.7	130	61.3	62.2	67.8
	Cottonwood	255	1 in 60 miles or 60 mins	1	255	100.0	0	0.0	11.2	12.1
	Crow Wing	348	1 in 60 miles or 60 mins	14	348	100.0	0	0.0	10.1	11.0
	Dakota	1,818	1 in 60 miles or 60 mins	19	1,818	100.0	0	0.0	5.3	7.4
	Dodge	218	1 in 60 miles or 60 mins	0	218	100.0	0	0.0	35.7	38.9
	Douglas	191	1 in 60 miles or 60 mins	1	191	100.0	0	0.0	8.2	8.9
	Faribault	151	1 in 60 miles or 60 mins	0	151	100.0	0	0.0	37.6	41.0
	Fillmore	112	1 in 60 miles or 60 mins	0	112	100.0	0	0.0	38.1	41.5
	Freeborn	668	1 in 60 miles or 60 mins	0	668	100.0	0	0.0	45.3	49.5
	Goodhue	227	1 in 60 miles or 60 mins	0	227	100.0	0	0.0	22.6	24.6
	Grant	127	1 in 60 miles or 60 mins	0	127	100.0	0	0.0	31.6	34.4
	Hennepin	5,098	1 in 60 miles or 60 mins	152	5,098	100.0	0	0.0	3.1	4.8
	Houston	192	1 in 60 miles or 60 mins	0	192	100.0	0	0.0	16.4	17.9
	Hubbard	110	1 in 60 miles or 60 mins	0	110	100.0	0	0.0	32.1	34.9
	Isanti	226	1 in 60 miles or 60 mins	0	226	100.0	0	0.0	17.4	19.0
	Itasca	216	1 in 60 miles or 60 mins	5	216	100.0	0	0.0	13.5	14.7
	Jackson	107	1 in 60 miles or 60 mins	2	107	100.0	0	0.0	8.6	9.3
	Kanabec	347	1 in 60 miles or 60 mins	0	347	100.0	0	0.0	33.2	36.2
	Kandiyohi	231	1 in 60 miles or 60 mins	0	231	100.0	0	0.0	26.6	28.9
	Kittson	356	1 in 60 miles or 60 mins	0	356	100.0	0	0.0	26.5	29.0
	Koochiching	219	1 in 60 miles or 60 mins	0	43	19.6	176	80.4	75.2	82.0
	Lac qui Parle	265	1 in 60 miles or 60 mins	0	265	100.0	0	0.0	22.6	24.6
	Lake	213	1 in 60 miles or 60 mins	1	213	100.0	0	0.0	26.9	30.0
	Lake of the Woods	339	1 in 60 miles or 60 mins	0	339	100.0	0	0.0	33.2	36.2
	Le Sueur	145	1 in 60 miles or 60 mins	3	145	100.0	0	0.0	13.7	14.9

# Access Detail By County

July 1, 2024

Created by...  
Medica

Access Analysis  
Vascular Surgery  
Eligible / Provider Groups  
National Proxy Census (Medica  
Applause MNN011)  
Medica Applause MNN011 Vascular  
Surgery (Medica Regional Service  
Area)

All Eligibles										
State Abbr	County	Eligible	Provider	Counts	With Access		Without Access		Average Distance	Average Time
		#	Standard	#	#	%	#	%	1	1
MN	Lincoln	118	1 in 60 miles or 60 mins	0	118	100.0	0	0.0	20.4	22.3
	Lyon	136	1 in 60 miles or 60 mins	4	136	100.0	0	0.0	6.4	6.9
	Mahnomen	220	1 in 60 miles or 60 mins	0	220	100.0	0	0.0	26.8	29.2
	Marshall	388	1 in 60 miles or 60 mins	0	388	100.0	0	0.0	24.8	27.0
	Martin	200	1 in 60 miles or 60 mins	0	200	100.0	0	0.0	26.4	28.7
	McLeod	199	1 in 60 miles or 60 mins	0	199	100.0	0	0.0	22.3	24.3
	Meeker	512	1 in 60 miles or 60 mins	0	512	100.0	0	0.0	25.3	27.6
	Mille Lacs	305	1 in 60 miles or 60 mins	0	305	100.0	0	0.0	18.9	20.6
	Morrison	187	1 in 60 miles or 60 mins	0	187	100.0	0	0.0	23.1	25.4
	Mower	458	1 in 60 miles or 60 mins	0	450	98.3	8	1.7	50.5	55.1
	Murray	321	1 in 60 miles or 60 mins	0	321	100.0	0	0.0	17.3	18.9
	Nicollet	161	1 in 60 miles or 60 mins	0	161	100.0	0	0.0	11.7	12.8
	Nobles	268	1 in 60 miles or 60 mins	1	268	100.0	0	0.0	8.5	9.2
	Norman	286	1 in 60 miles or 60 mins	0	286	100.0	0	0.0	30.4	33.2
	Olmsted	706	1 in 60 miles or 60 mins	0	706	100.0	0	0.0	48.2	54.0
	Otter Tail	302	1 in 60 miles or 60 mins	0	302	100.0	0	0.0	28.5	31.0
	Pennington	145	1 in 60 miles or 60 mins	6	145	100.0	0	0.0	5.2	5.6
	Pine	298	1 in 60 miles or 60 mins	0	298	100.0	0	0.0	45.1	49.2
	Pipestone	106	1 in 60 miles or 60 mins	3	106	100.0	0	0.0	4.9	5.3
	Polk	156	1 in 60 miles or 60 mins	7	156	100.0	0	0.0	9.4	10.2
	Pope	232	1 in 60 miles or 60 mins	0	232	100.0	0	0.0	21.0	22.8
	Ramsey	2,586	1 in 60 miles or 60 mins	28	2,586	100.0	0	0.0	2.5	4.1
	Red Lake	346	1 in 60 miles or 60 mins	0	346	100.0	0	0.0	15.7	17.1
	Redwood	335	1 in 60 miles or 60 mins	1	335	100.0	0	0.0	10.8	11.7
	Renville	157	1 in 60 miles or 60 mins	0	157	100.0	0	0.0	22.0	23.9
	Rice	308	1 in 60 miles or 60 mins	3	308	100.0	0	0.0	5.6	6.0
	Rock	440	1 in 60 miles or 60 mins	0	440	100.0	0	0.0	14.6	15.9
	Roseau	347	1 in 60 miles or 60 mins	6	347	100.0	0	0.0	10.4	11.3
	Scott	601	1 in 60 miles or 60 mins	4	601	100.0	0	0.0	7.7	8.7
	Sherburne	498	1 in 60 miles or 60 mins	5	498	100.0	0	0.0	6.6	7.2
	Sibley	167	1 in 60 miles or 60 mins	3	167	100.0	0	0.0	11.0	12.0
	St. Louis	919	1 in 60 miles or 60 mins	32	917	99.8	2	0.2	11.7	13.2
	Stearns	798	1 in 60 miles or 60 mins	19	798	100.0	0	0.0	8.0	9.2
	Steele	191	1 in 60 miles or 60 mins	0	191	100.0	0	0.0	18.3	19.9
	Stevens	199	1 in 60 miles or 60 mins	0	199	100.0	0	0.0	36.4	39.7
	Swift	102	1 in 60 miles or 60 mins	0	102	100.0	0	0.0	34.5	37.6
	Todd	286	1 in 60 miles or 60 mins	1	286	100.0	0	0.0	14.4	15.6
	Traverse	259	1 in 60 miles or 60 mins	0	259	100.0	0	0.0	31.6	34.4
	Wabasha	104	1 in 60 miles or 60 mins	0	104	100.0	0	0.0	38.9	42.4
	Wadena	167	1 in 60 miles or 60 mins	0	167	100.0	0	0.0	38.5	41.9





# Home Health/Medica Applause/MNN011

July 1, 2024

Medica Applause MNN011 Home Health Care Agency

158 providers at 197 locations

■ All providers

Service Areas

■ Medica Applause MNN011 - Home Health

□ Medica Applause MNN011

62.17 miles

