

Service Area Map/Engage by Medica/MNN014

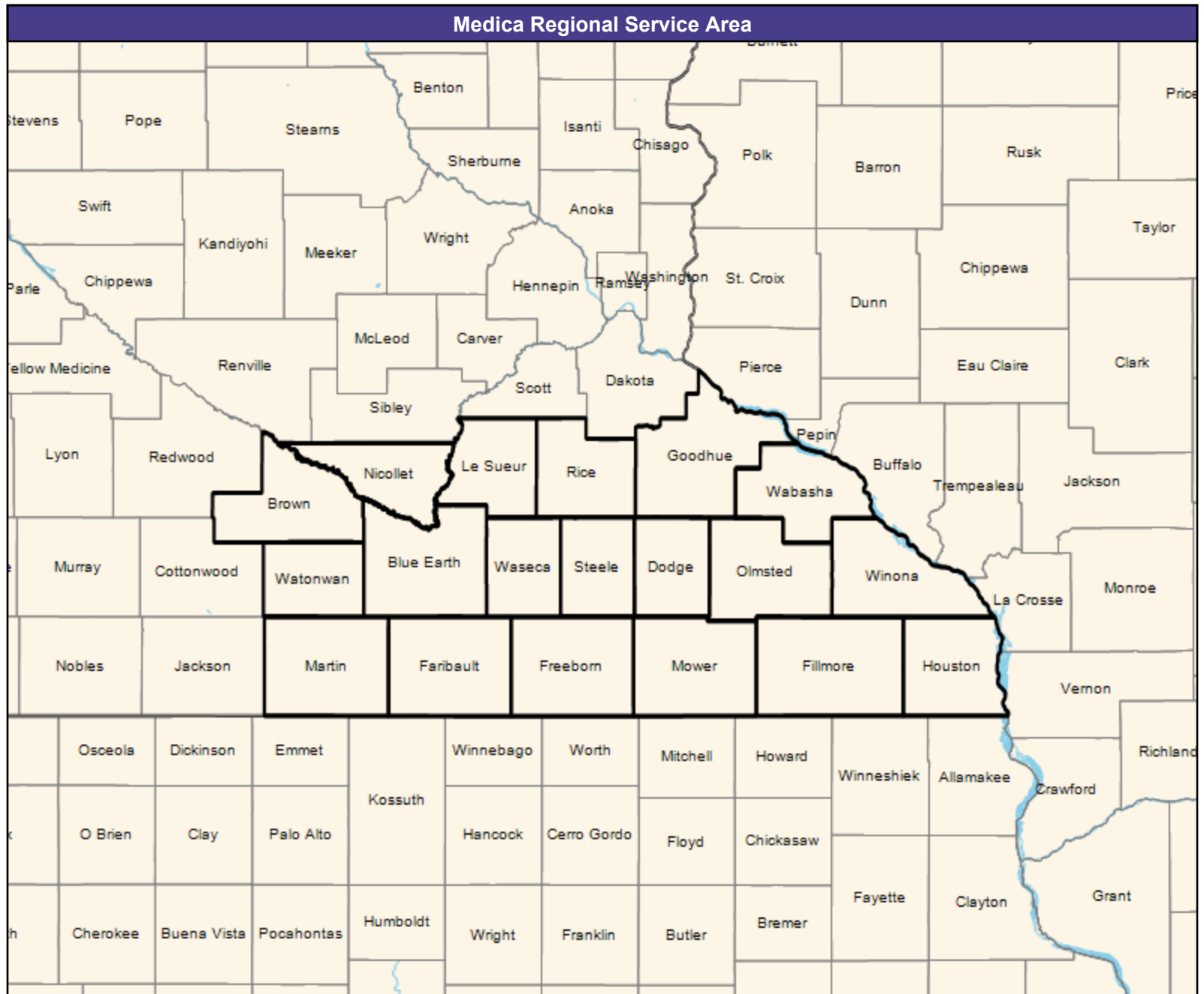
July 2, 2024

Created by...
Medica

Service Areas

Engage by Medica MNN014

35.03 miles



General Hospital Facilities/Engage by Medica/MNN014

July 2, 2024

Created by...
Medica

Engage by Medica MNN014 General Hospital Facilities

28 providers at 29 locations

- All providers

General Hospital Facilities

Employee Group

National Proxy Census (Engage by Medica MNN014)

Provider Group

Engage by Medica MNN014 General Hospital Facilities (Medica Regional Service Area)

4,807 eligible locations

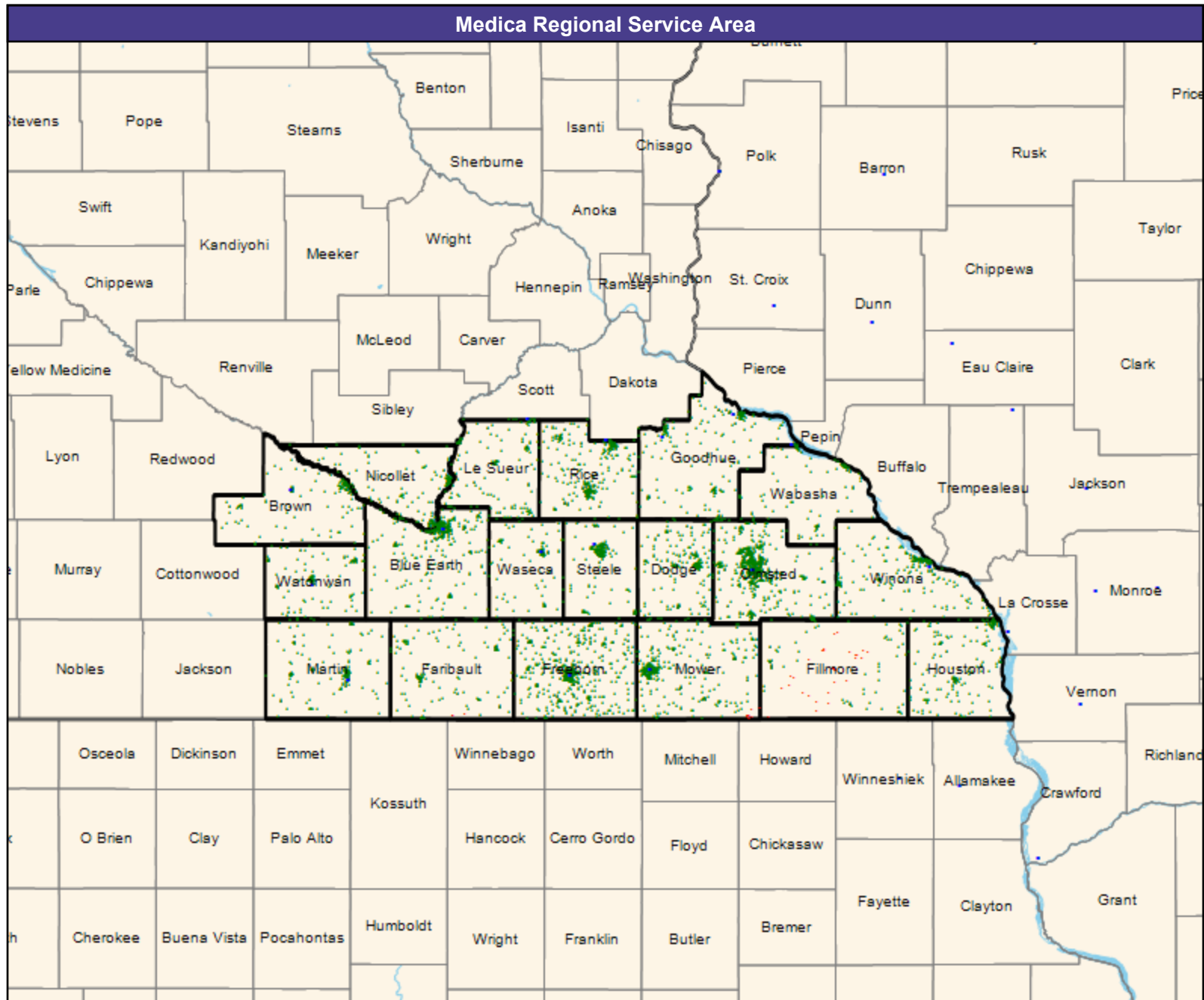
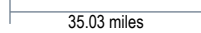
- ◆ With access (4,761)
- Without access (46)

The Access Standard is defined as (National Proxy Census (Engage by Medica MNN014) eligibles accessing:

1 (Engage by Medica MNN014 General Hospital Facilities (Medica Regional Service Area)) provider in 30 miles or 30 minutes

Service Areas

- Engage by Medica MNN014



Access Detail By County

July 2, 2024

Created by...
Medica

- Access Analysis
 - General Hospital Facilities
- Eligible / Provider Groups
 - National Proxy Census (Engage by Medica MNN014)
 - Engage by Medica MNN014
 - General Hospital Facilities (Medica Regional Service Area)

All Eligibles										
State Name	County	Eligible	Provider	Counts	With Access		Without Access		Average Distance	Average Time
		#	Standard	#	#	%	#	%	1	1
Minnesota	Blue Earth	347	1 in 30 miles or 30 mins	1	347	100.0	0	0.0	7.7	8.4
	Brown	135	1 in 30 miles or 30 mins	1	135	100.0	0	0.0	12.0	13.1
	Dodge	218	1 in 30 miles or 30 mins	0	218	100.0	0	0.0	17.1	18.6
	Faribault	151	1 in 30 miles or 30 mins	0	148	98.0	3	2.0	22.2	24.2
	Fillmore	112	1 in 30 miles or 30 mins	0	78	69.6	34	30.4	27.6	30.0
	Freeborn	668	1 in 30 miles or 30 mins	1	668	100.0	0	0.0	7.5	8.2
	Goodhue	227	1 in 30 miles or 30 mins	3	227	100.0	0	0.0	9.3	10.1
	Houston	192	1 in 30 miles or 30 mins	0	192	100.0	0	0.0	16.1	17.5
	Le Sueur	145	1 in 30 miles or 30 mins	0	145	100.0	0	0.0	12.6	13.7
	Martin	200	1 in 30 miles or 30 mins	1	200	100.0	0	0.0	8.2	8.9
	Mower	458	1 in 30 miles or 30 mins	1	449	98.0	9	2.0	8.5	9.2
	Nicollet	161	1 in 30 miles or 30 mins	0	161	100.0	0	0.0	11.8	12.8
	Olmsted	706	1 in 30 miles or 30 mins	2	706	100.0	0	0.0	6.2	6.9
	Rice	308	1 in 30 miles or 30 mins	0	308	100.0	0	0.0	10.2	11.1
	Steele	191	1 in 30 miles or 30 mins	1	191	100.0	0	0.0	6.6	7.2
	Wabasha	104	1 in 30 miles or 30 mins	0	104	100.0	0	0.0	15.5	16.9
	Waseca	106	1 in 30 miles or 30 mins	1	106	100.0	0	0.0	7.3	7.9
	Watonwan	131	1 in 30 miles or 30 mins	1	131	100.0	0	0.0	8.7	9.5
	Winona	247	1 in 30 miles or 30 mins	1	247	100.0	0	0.0	9.6	10.4
	Grand Totals		4,807	1 in 30 miles or 30 mins	14	4,761	99.0	46	1.0	10.1

Emergency Medicine Providers/Engage by Medica/MNN014

July 2, 2024

Created by...
Medica

Engage by Medica MNN014 Emergency
Medicine Providers

2,872 providers at 31 locations

- All providers

Emergency Medicine Physicians

Employee Group

National Proxy Census (Engage by
Medica MNN014)

Provider Group

Engage by Medica MNN014
Emergency Medicine Providers
(Medica Regional Service Area)

4,807 eligible locations

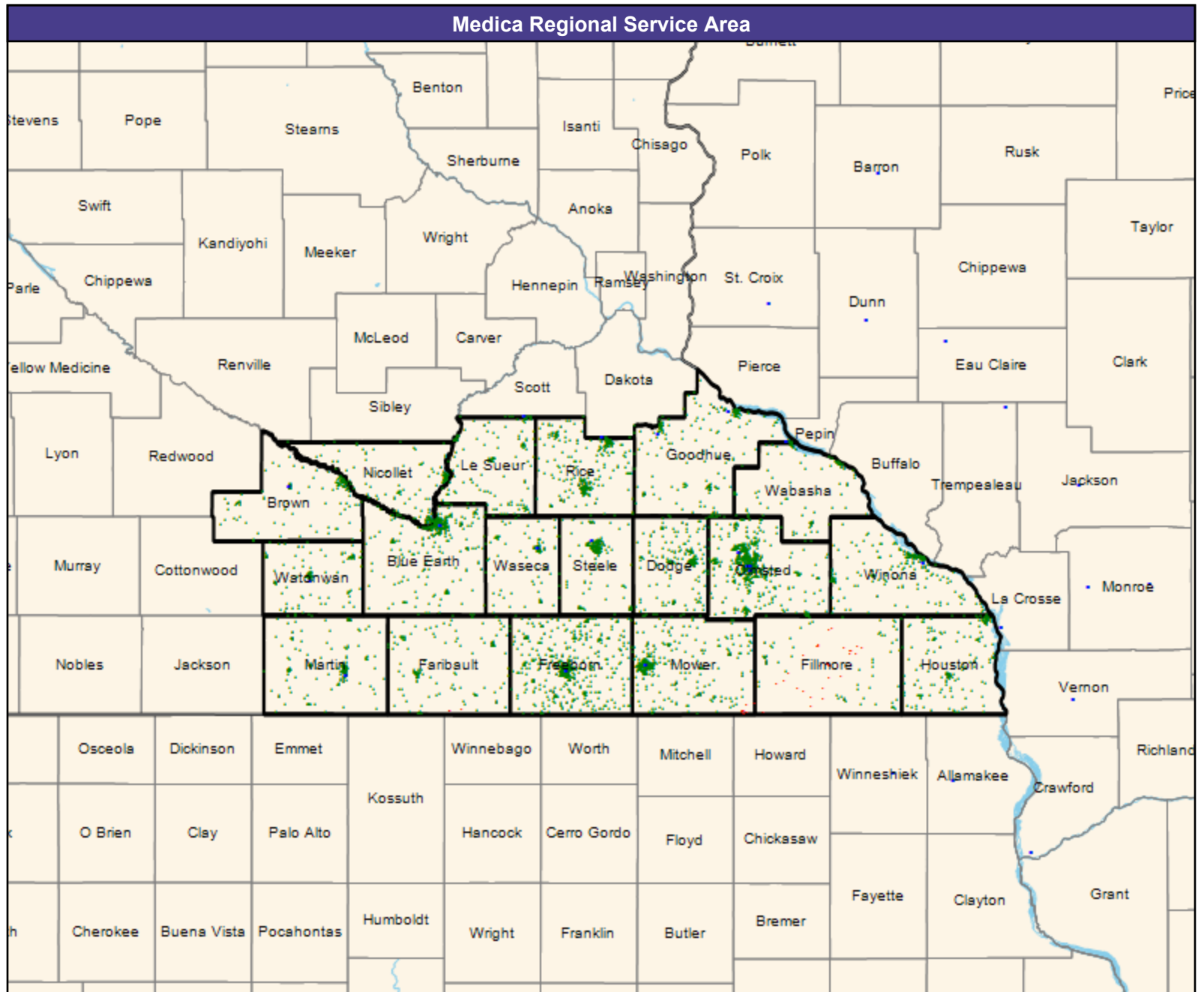

- ◆ With access (4,762)
- Without access (45)

The Access Standard is defined as
(National Proxy Census (Engage by
Medica MNN014)) eligibles accessing:

1 (Engage by Medica MNN014
Emergency Medicine Providers
(Medica Regional Service Area))
provider in 30 miles or 30 minutes

Service Areas

- Engage by Medica MNN014



Access Detail By County

July 2, 2024

Created by...
Medica

Access Analysis
Emergency Medicine Physicians
Eligible / Provider Groups
National Proxy Census (Engage by
Medica MNN014)
Engage by Medica MNN014
Emergency Medicine Providers
(Medica Regional Service Area)

All Eligibles										
State Name	County	Eligible	Provider	Counts	With Access		Without Access		Average Distance	Average Time
		#	Standard	#	#	%	#	%	1	1
Minnesota	Blue Earth	347	1 in 30 miles or 30 mins	111	347	100.0	0	0.0	7.7	8.4
	Brown	135	1 in 30 miles or 30 mins	5	135	100.0	0	0.0	12.0	13.1
	Dodge	218	1 in 30 miles or 30 mins	0	218	100.0	0	0.0	15.6	17.8
	Faribault	151	1 in 30 miles or 30 mins	0	148	98.0	3	2.0	22.2	24.2
	Fillmore	112	1 in 30 miles or 30 mins	0	79	70.5	33	29.5	26.9	29.4
	Freeborn	668	1 in 30 miles or 30 mins	145	668	100.0	0	0.0	7.5	8.2
	Goodhue	227	1 in 30 miles or 30 mins	408	227	100.0	0	0.0	9.0	9.9
	Houston	192	1 in 30 miles or 30 mins	0	192	100.0	0	0.0	16.1	17.5
	Le Sueur	145	1 in 30 miles or 30 mins	0	145	100.0	0	0.0	12.6	13.7
	Martin	200	1 in 30 miles or 30 mins	89	200	100.0	0	0.0	8.2	8.9
	Mower	458	1 in 30 miles or 30 mins	148	449	98.0	9	2.0	8.4	9.2
	Nicollet	161	1 in 30 miles or 30 mins	0	161	100.0	0	0.0	11.8	12.8
	Olmsted	706	1 in 30 miles or 30 mins	2,084	706	100.0	0	0.0	4.9	5.6
	Rice	308	1 in 30 miles or 30 mins	0	308	100.0	0	0.0	10.3	11.2
	Steele	191	1 in 30 miles or 30 mins	105	191	100.0	0	0.0	6.5	7.1
	Wabasha	104	1 in 30 miles or 30 mins	0	104	100.0	0	0.0	15.0	16.7
	Waseca	106	1 in 30 miles or 30 mins	67	106	100.0	0	0.0	7.3	7.9
	Watonwan	131	1 in 30 miles or 30 mins	56	131	100.0	0	0.0	8.7	9.5
	Winona	247	1 in 30 miles or 30 mins	50	247	100.0	0	0.0	9.4	10.2
	Grand Totals	4,807	1 in 30 miles or 30 mins	3,268	4,762	99.1	45	0.9	9.8	10.7

Primary Care Providers/Engage by Medica/MNN014

July 2, 2024

Created by...
Medica

Engage by Medica MNN014 Primary Care Providers

3,096 providers at 129 locations

■ All providers

Primary Care Providers

Employee Group

National Proxy Census (Engage by Medica MNN014)

Provider Group

Engage by Medica MNN014 Primary Care Providers (Medica Regional Service Area)

4,807 eligible locations

◆ With access (4,799)

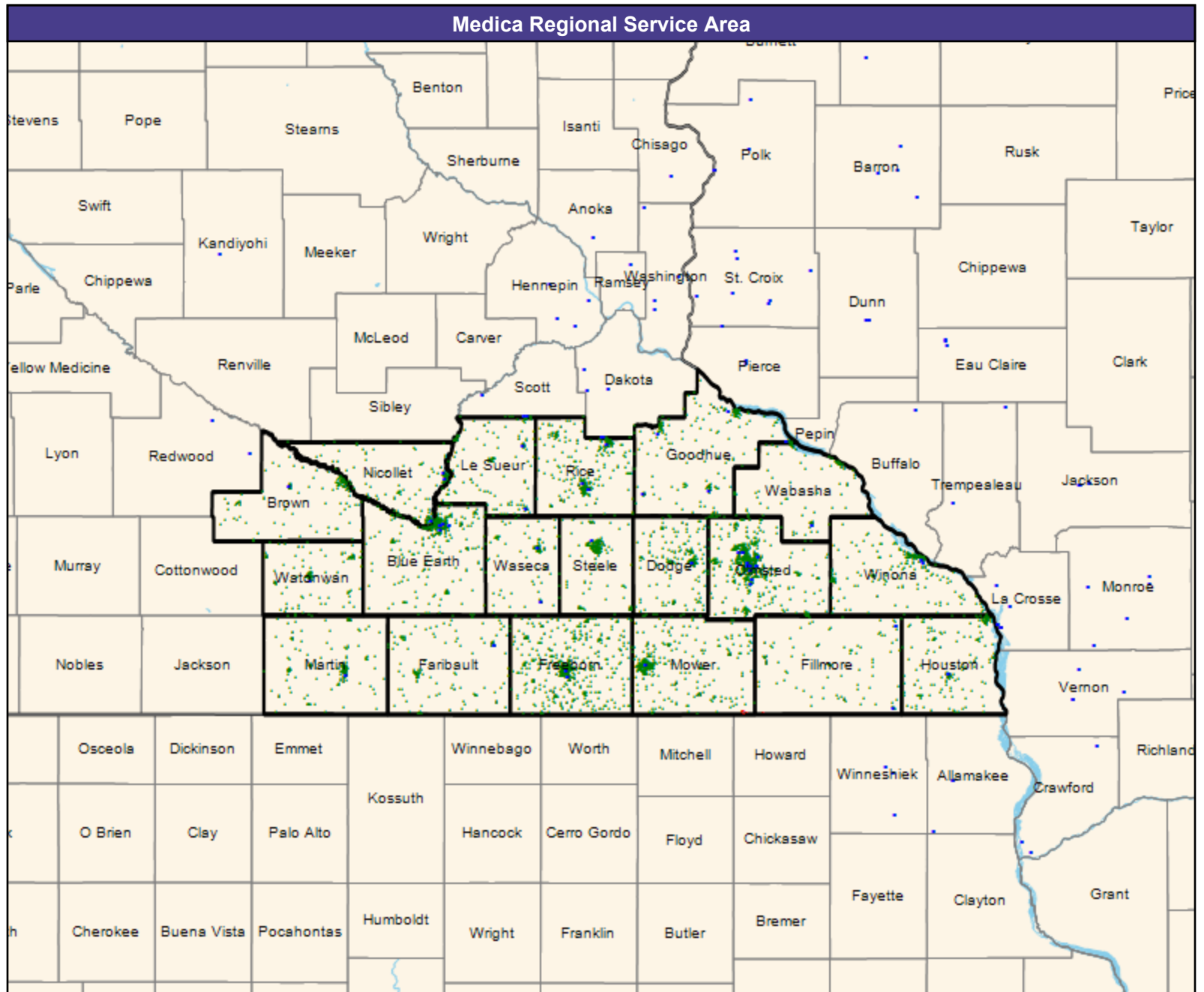
● Without access (8)

The Access Standard is defined as (National Proxy Census (Engage by Medica MNN014)) eligibles accessing: 1 (Engage by Medica MNN014 Primary Care Providers (Medica Regional Service Area)) provider in 30 miles or 30 minutes

Service Areas

□ Engage by Medica MNN014

35.03 miles



Access Detail By County

July 2, 2024

Created by...
Medica

Access Analysis
Primary Care Providers
Eligible / Provider Groups
National Proxy Census (Engage by Medica MNN014)
Engage by Medica MNN014 Primary Care Providers (Medica Regional Service Area)

All Eligibles										
State Name	County	Eligible	Provider	Counts	With Access		Without Access		Average Distance	Average Time
		#	Standard	#	#	%	#	%	1	1
Minnesota	Blue Earth	347	1 in 30 miles or 30 mins	681	347	100.0	0	0.0	6.5	7.1
	Brown	135	1 in 30 miles or 30 mins	22	135	100.0	0	0.0	11.7	12.7
	Dodge	218	1 in 30 miles or 30 mins	1,859	218	100.0	0	0.0	6.9	7.5
	Faribault	151	1 in 30 miles or 30 mins	9	151	100.0	0	0.0	14.8	16.1
	Fillmore	112	1 in 30 miles or 30 mins	50	111	99.1	1	0.9	16.3	17.7
	Freeborn	668	1 in 30 miles or 30 mins	667	668	100.0	0	0.0	6.4	7.0
	Goodhue	227	1 in 30 miles or 30 mins	825	227	100.0	0	0.0	4.5	4.9
	Houston	192	1 in 30 miles or 30 mins	28	192	100.0	0	0.0	6.2	6.7
	Le Sueur	145	1 in 30 miles or 30 mins	33	145	100.0	0	0.0	5.9	6.3
	Martin	200	1 in 30 miles or 30 mins	194	200	100.0	0	0.0	8.2	8.9
	Mower	458	1 in 30 miles or 30 mins	668	451	98.5	7	1.5	8.1	8.8
	Nicollet	161	1 in 30 miles or 30 mins	60	161	100.0	0	0.0	6.1	6.6
	Olmsted	706	1 in 30 miles or 30 mins	7,984	706	100.0	0	0.0	3.6	4.1
	Rice	308	1 in 30 miles or 30 mins	264	308	100.0	0	0.0	4.1	4.4
	Steele	191	1 in 30 miles or 30 mins	594	191	100.0	0	0.0	6.0	6.5
	Wabasha	104	1 in 30 miles or 30 mins	10	104	100.0	0	0.0	9.1	9.9
	Waseca	106	1 in 30 miles or 30 mins	114	106	100.0	0	0.0	4.8	5.2
	Watonwan	131	1 in 30 miles or 30 mins	73	131	100.0	0	0.0	8.7	9.5
	Winona	247	1 in 30 miles or 30 mins	108	247	100.0	0	0.0	7.6	8.2
	Grand Totals	4,807	1 in 30 miles or 30 mins	14,243	4,799	99.8	8	0.2	6.8	7.4

Mental Health Provider Prescribers/Engage by Medica/MNN014

July 2, 2024

Created by...
Medica

Engage by Medica MNN014 Mental Health Provider Prescribers

810 providers at 225 locations

■ All providers

Mental Health Provider Prescribers

Employee Group

National Proxy Census (Engage by Medica MNN014)

Provider Group

Engage by Medica MNN014 Mental Health Provider Prescribers (Medica Regional Service Area)

4,807 eligible locations

◆ With access (4,702)

● Without access (105)

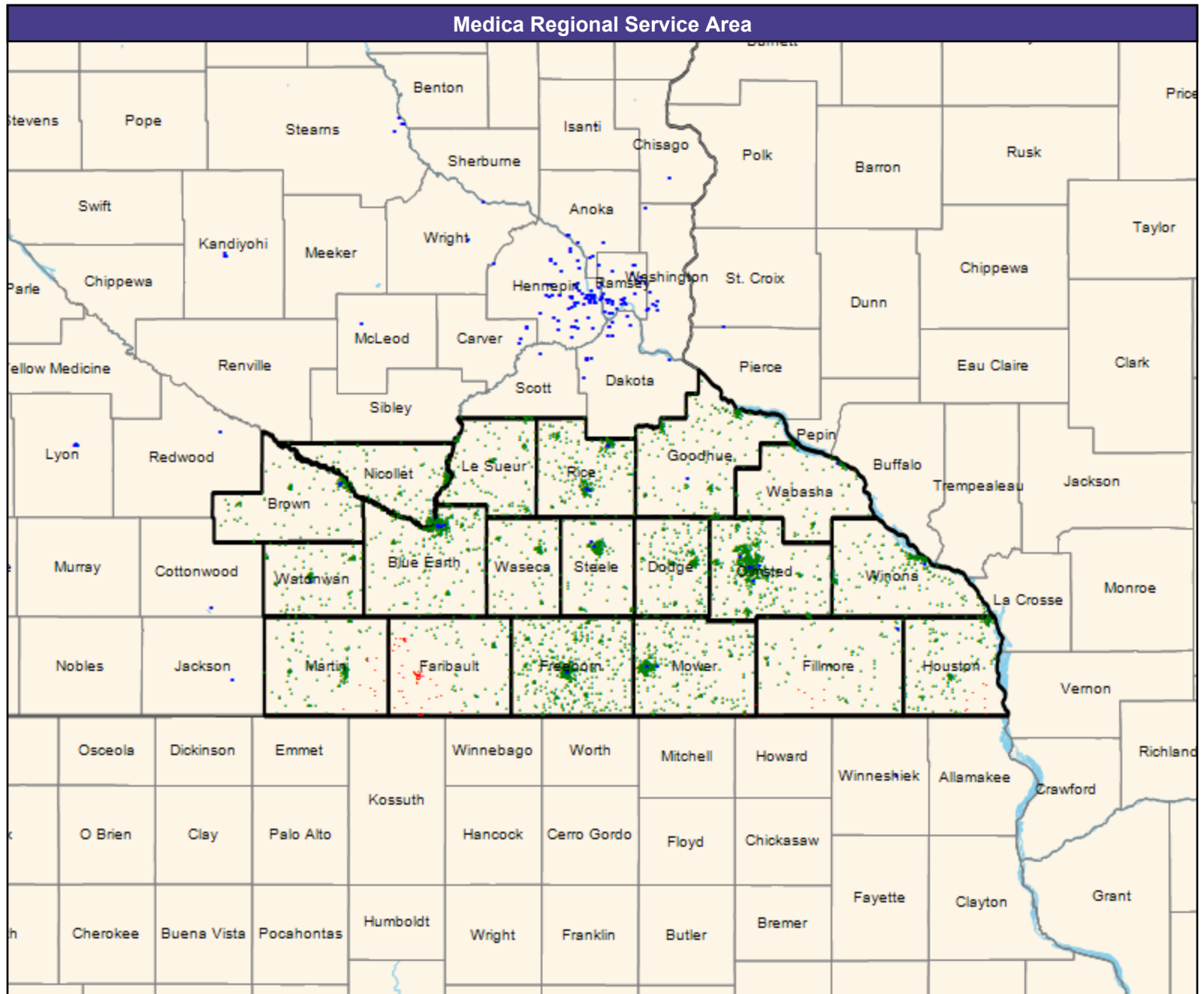
The Access Standard is defined as (National Proxy Census (Engage by Medica MNN014)) eligibles accessing:

1 (Engage by Medica MNN014 Mental Health Provider Prescribers (Medica Regional Service Area)) provider in 30 miles or 30 minutes

Service Areas

□ Engage by Medica MNN014

35.03 miles



Access Detail By County

July 2, 2024

Created by...
Medica

Access Analysis
Mental Health Provider Prescribers

Eligible / Provider Groups
National Proxy Census (Engage by Medica MNN014)
Engage by Medica MNN014 Mental Health Provider Prescribers (Medica Regional Service Area)

All Eligibles										
State Name	County	Eligible	Provider	Counts	With Access		Without Access		Average Distance	Average Time
		#	Standard	#	#	%	#	%	1	1
Minnesota	Blue Earth	347	1 in 30 miles or 30 mins	30	347	100.0	0	0.0	7.2	7.8
	Brown	135	1 in 30 miles or 30 mins	8	135	100.0	0	0.0	10.0	10.9
	Dodge	218	1 in 30 miles or 30 mins	0	218	100.0	0	0.0	14.5	16.6
	Faribault	151	1 in 30 miles or 30 mins	0	79	52.3	72	47.7	30.2	32.9
	Fillmore	112	1 in 30 miles or 30 mins	1	105	93.8	7	6.2	19.9	21.6
	Freeborn	668	1 in 30 miles or 30 mins	3	668	100.0	0	0.0	7.4	8.1
	Goodhue	227	1 in 30 miles or 30 mins	1	227	100.0	0	0.0	15.4	16.8
	Houston	192	1 in 30 miles or 30 mins	0	183	95.3	9	4.7	21.2	23.1
	Le Sueur	145	1 in 30 miles or 30 mins	0	145	100.0	0	0.0	19.4	21.1
	Martin	200	1 in 30 miles or 30 mins	0	187	93.5	13	6.5	23.3	25.4
	Mower	458	1 in 30 miles or 30 mins	20	455	99.3	3	0.7	7.5	8.2
	Nicollet	161	1 in 30 miles or 30 mins	0	161	100.0	0	0.0	9.2	10.0
	Olmsted	706	1 in 30 miles or 30 mins	69	706	100.0	0	0.0	4.4	5.0
	Rice	308	1 in 30 miles or 30 mins	8	308	100.0	0	0.0	5.1	5.6
	Steele	191	1 in 30 miles or 30 mins	3	191	100.0	0	0.0	5.6	6.1
	Wabasha	104	1 in 30 miles or 30 mins	1	104	100.0	0	0.0	12.5	13.6
	Waseca	106	1 in 30 miles or 30 mins	0	105	99.1	1	0.9	16.5	18.0
	Watonwan	131	1 in 30 miles or 30 mins	2	131	100.0	0	0.0	8.7	9.5
	Winona	247	1 in 30 miles or 30 mins	2	247	100.0	0	0.0	9.0	9.8
	Grand Totals	4,807	1 in 30 miles or 30 mins	148	4,702	97.8	105	2.2	10.6	11.6

Child and Adolescent Psychiatrist/Engage by Medica/MNN014

July 2, 2024

Created by...
Medica

Engage by Medica MNN014 Child and Adolescent Psychiatrist

303 providers at 122 locations

- All providers

Child and Adolescent Psychiatrist

Employee Group

National Proxy Census (Engage by Medica MNN014)

Provider Group

Engage by Medica MNN014 Child and Adolescent Psychiatrist (Medica Regional Service Area)

4,807 eligible locations

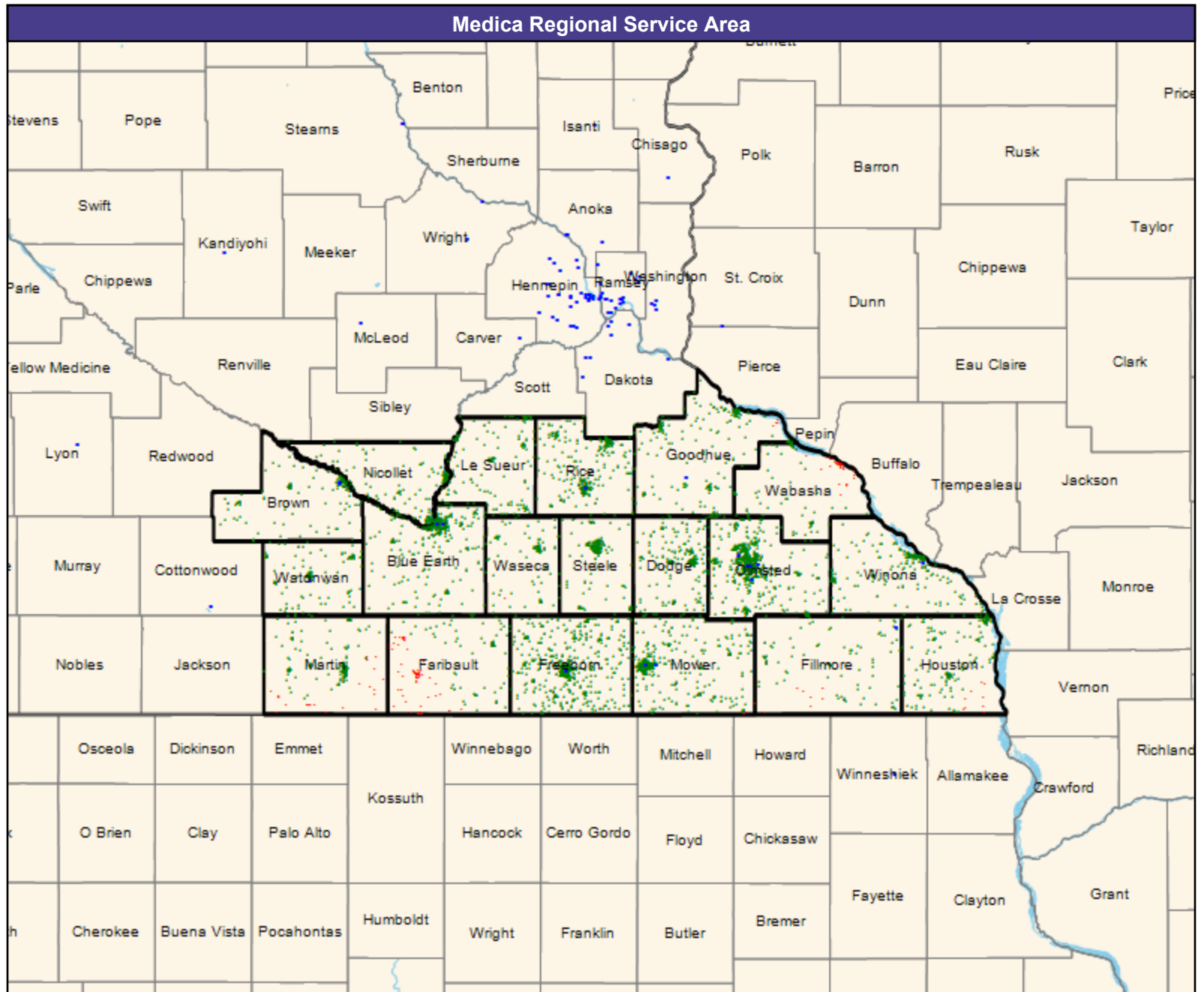
- ◆ With access (4,655)
- Without access (152)

The Access Standard is defined as (National Proxy Census (Engage by Medica MNN014)) eligibles accessing: 1 (Engage by Medica MNN014 Child and Adolescent Psychiatrist (Medica Regional Service Area)) provider in 30 miles or 30 minutes

Service Areas

- Engage by Medica MNN014

35.03 miles



Access Detail By County

July 2, 2024

Created by...
Medica

Access Analysis
Child and Adolescent Psychiatrist
Eligible / Provider Groups
National Proxy Census (Engage by Medica MNN014)
Engage by Medica MNN014 Child and Adolescent Psychiatrist (Medica Regional Service Area)

All Eligibles										
State Name	County	Eligible	Provider	Counts	With Access		Without Access		Average Distance	Average Time
		#	Standard	#	#	%	#	%	1	1
Minnesota	Blue Earth	347	1 in 30 miles or 30 mins	7	347	100.0	0	0.0	7.3	8.0
	Brown	135	1 in 30 miles or 30 mins	7	135	100.0	0	0.0	10.8	11.7
	Dodge	218	1 in 30 miles or 30 mins	0	218	100.0	0	0.0	15.2	17.5
	Faribault	151	1 in 30 miles or 30 mins	0	79	52.3	72	47.7	30.3	33.0
	Fillmore	112	1 in 30 miles or 30 mins	1	105	93.8	7	6.2	19.9	21.6
	Freeborn	668	1 in 30 miles or 30 mins	1	668	100.0	0	0.0	7.5	8.2
	Goodhue	227	1 in 30 miles or 30 mins	1	223	98.2	4	1.8	16.4	17.9
	Houston	192	1 in 30 miles or 30 mins	0	183	95.3	9	4.7	21.2	23.1
	Le Sueur	145	1 in 30 miles or 30 mins	0	145	100.0	0	0.0	20.1	21.9
	Martin	200	1 in 30 miles or 30 mins	0	174	87.0	26	13.0	25.4	27.7
	Mower	458	1 in 30 miles or 30 mins	6	455	99.3	3	0.7	7.5	8.2
	Nicollet	161	1 in 30 miles or 30 mins	0	161	100.0	0	0.0	9.2	10.0
	Olmsted	706	1 in 30 miles or 30 mins	18	706	100.0	0	0.0	4.4	5.0
	Rice	308	1 in 30 miles or 30 mins	1	308	100.0	0	0.0	9.6	10.4
	Steele	191	1 in 30 miles or 30 mins	0	191	100.0	0	0.0	16.6	18.1
	Wabasha	104	1 in 30 miles or 30 mins	0	74	71.2	30	28.8	26.3	28.7
	Waseca	106	1 in 30 miles or 30 mins	0	105	99.1	1	0.9	22.6	24.6
	Watonwan	131	1 in 30 miles or 30 mins	1	131	100.0	0	0.0	8.7	9.5
	Winona	247	1 in 30 miles or 30 mins	1	247	100.0	0	0.0	9.1	9.9
Grand Totals		4,807	1 in 30 miles or 30 mins	44	4,655	96.8	152	3.2	12.0	13.1

Psychiatrists/Engage by Medica/MNN014

July 2, 2024

Created by...
Medica

Engage by Medica MNN014 Psychiatrists

489 providers at 158 locations

■ All providers

Psychiatrist

Employee Group

National Proxy Census (Engage by Medica MNN014)

Provider Group

Engage by Medica MNN014 Psychiatrists (Medica Regional Service Area)

4,807 eligible locations

◆ With access (4,553)

● Without access (254)

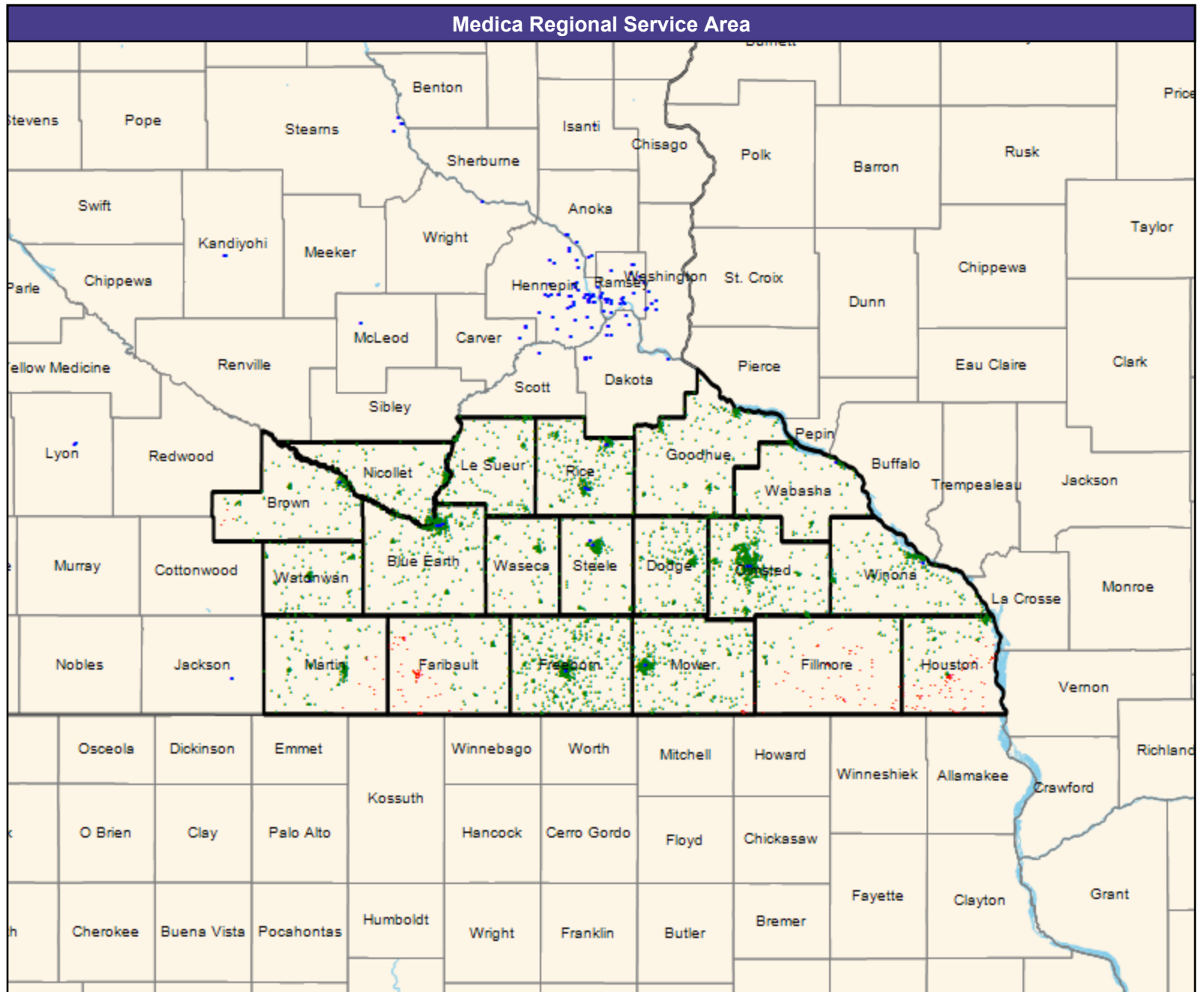
The Access Standard is defined as (National Proxy Census (Engage by Medica MNN014)) eligibles accessing:

1 (Engage by Medica MNN014 Psychiatrists (Medica Regional Service Area)) provider in 30 miles or 30 minutes

Service Areas

□ Engage by Medica MNN014

35.03 miles



Access Detail By County

July 2, 2024

Created by...
Medica

Access Analysis
Psychiatrist
Eligible / Provider Groups
National Proxy Census (Engage by
Medica MNN014)
Engage by Medica MNN014
Psychiatrists (Medica Regional
Service Area)

		All Eligibles								
State Name	County	Eligible	Provider	Counts	With Access		Without Access		Average Distance	Average Time
		#	Standard	#	#	%	#	%	1	1
Minnesota	Blue Earth	347	1 in 30 miles or 30 mins	23	347	100.0	0	0.0	7.2	7.8
	Brown	135	1 in 30 miles or 30 mins	1	131	97.0	4	3.0	11.3	12.3
	Dodge	218	1 in 30 miles or 30 mins	0	218	100.0	0	0.0	17.0	18.5
	Faribault	151	1 in 30 miles or 30 mins	0	79	52.3	72	47.7	30.2	32.9
	Fillmore	112	1 in 30 miles or 30 mins	0	52	46.4	60	53.6	31.7	34.8
	Freeborn	668	1 in 30 miles or 30 mins	2	668	100.0	0	0.0	7.5	8.2
	Goodhue	227	1 in 30 miles or 30 mins	0	227	100.0	0	0.0	21.5	23.4
	Houston	192	1 in 30 miles or 30 mins	0	97	50.5	95	49.5	29.2	31.8
	Le Sueur	145	1 in 30 miles or 30 mins	0	145	100.0	0	0.0	19.5	21.2
	Martin	200	1 in 30 miles or 30 mins	0	187	93.5	13	6.5	23.3	25.4
	Mower	458	1 in 30 miles or 30 mins	14	449	98.0	9	2.0	8.5	9.2
	Nicollet	161	1 in 30 miles or 30 mins	0	161	100.0	0	0.0	9.4	10.2
	Olmsted	706	1 in 30 miles or 30 mins	49	706	100.0	0	0.0	5.9	6.7
	Rice	308	1 in 30 miles or 30 mins	6	308	100.0	0	0.0	5.1	5.6
	Steele	191	1 in 30 miles or 30 mins	3	191	100.0	0	0.0	5.6	6.1
	Wabasha	104	1 in 30 miles or 30 mins	1	104	100.0	0	0.0	13.0	14.2
	Waseca	106	1 in 30 miles or 30 mins	0	105	99.1	1	0.9	16.5	18.0
	Watonwan	131	1 in 30 miles or 30 mins	1	131	100.0	0	0.0	8.7	9.5
	Winona	247	1 in 30 miles or 30 mins	1	247	100.0	0	0.0	9.8	10.7
Grand Totals		4,807	1 in 30 miles or 30 mins	101	4,553	94.7	254	5.3	12.0	13.1

© 2024 Quest Analytics, LLC.

Mental Health Clinical Nurse Specialist/Engage by Medica/MNN014

July 2, 2024

Created by...
Medica

Engage by Medica MNN014 Mental Health Clinical Nurse Specialist

18 providers at 13 locations

- All providers

Mental Health Clinical Nurse Specialist

Employee Group

National Proxy Census (Engage by Medica MNN014)

Provider Group

Engage by Medica MNN014 Mental Health Clinical Nurse Specialist (Medica Regional Service Area)

4,807 eligible locations

- ◆ With access (1,940)
- Without access (2,867)

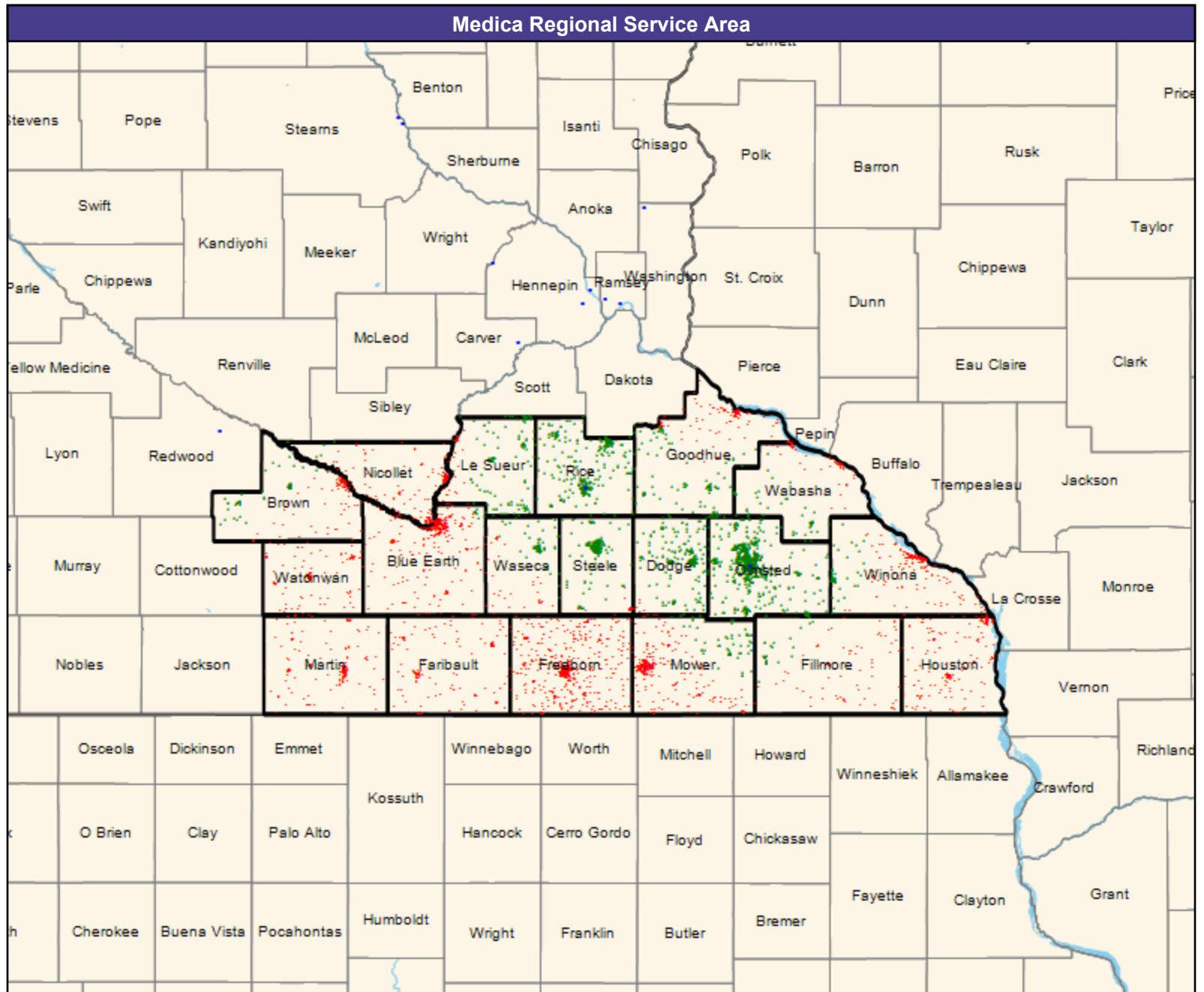
The Access Standard is defined as (National Proxy Census (Engage by Medica MNN014)) eligibles accessing:

1 (Engage by Medica MNN014 Mental Health Clinical Nurse Specialist (Medica Regional Service Area)) provider in 30 miles or 30 minutes

Service Areas

- Engage by Medica MNN014

35.03 miles



Access Detail By County

July 2, 2024

Created by...
Medica

Access Analysis
Mental Health Clinical Nurse Specialist

Eligible / Provider Groups
National Proxy Census (Engage by Medica MNN014)
Engage by Medica MNN014 Mental Health Clinical Nurse Specialist (Medica Regional Service Area)

All Eligibles										
State Name	County	Eligible	Provider	Counts	With Access		Without Access		Average Distance	Average Time
		#	Standard	#	#	%	#	%	1	1
Minnesota	Blue Earth	347	1 in 30 miles or 30 mins	0	8	2.3	339	97.7	42.6	46.5
	Brown	135	1 in 30 miles or 30 mins	0	50	37.0	85	63.0	32.8	35.8
	Dodge	218	1 in 30 miles or 30 mins	0	211	96.8	7	3.2	20.1	23.8
	Faribault	151	1 in 30 miles or 30 mins	0	0	0.0	151	100.0	64.1	69.9
	Fillmore	112	1 in 30 miles or 30 mins	0	36	32.1	76	67.9	37.4	44.9
	Freeborn	668	1 in 30 miles or 30 mins	0	0	0.0	668	100.0	45.8	50.0
	Goodhue	227	1 in 30 miles or 30 mins	0	103	45.4	124	54.6	30.5	35.4
	Houston	192	1 in 30 miles or 30 mins	0	0	0.0	192	100.0	60.7	72.8
	Le Sueur	145	1 in 30 miles or 30 mins	0	114	78.6	31	21.4	25.1	27.4
	Martin	200	1 in 30 miles or 30 mins	0	0	0.0	200	100.0	68.1	74.3
	Mower	458	1 in 30 miles or 30 mins	0	63	13.8	395	86.2	40.2	47.7
	Nicollet	161	1 in 30 miles or 30 mins	0	5	3.1	156	96.9	38.8	42.3
	Olmsted	706	1 in 30 miles or 30 mins	2	706	100.0	0	0.0	6.3	7.6
	Rice	308	1 in 30 miles or 30 mins	1	308	100.0	0	0.0	9.7	10.6
	Steele	191	1 in 30 miles or 30 mins	0	171	89.5	20	10.5	19.1	20.8
	Wabasha	104	1 in 30 miles or 30 mins	0	48	46.2	56	53.8	29.6	35.4
	Waseca	106	1 in 30 miles or 30 mins	0	70	66.0	36	34.0	28.1	30.6
	Watonwan	131	1 in 30 miles or 30 mins	0	0	0.0	131	100.0	49.4	53.9
	Winona	247	1 in 30 miles or 30 mins	0	47	19.0	200	81.0	38.2	45.8
	Grand Totals	4,807	1 in 30 miles or 30 mins	3	1,940	40.4	2,867	59.6	33.6	38.0

Mental Health Providers/Engage by Medica/MNN014

July 2, 2024

Created by...
Medica

Engage by Medica MNN014 Mental Health Providers

9,548 providers at 1,972 locations

■ All providers

Mental Health Providers

Employee Group

National Proxy Census (Engage by Medica MNN014)

Provider Group

Engage by Medica MNN014 Mental Health Providers (Medica Regional Service Area)

4,807 eligible locations

◆ With access (4,807)

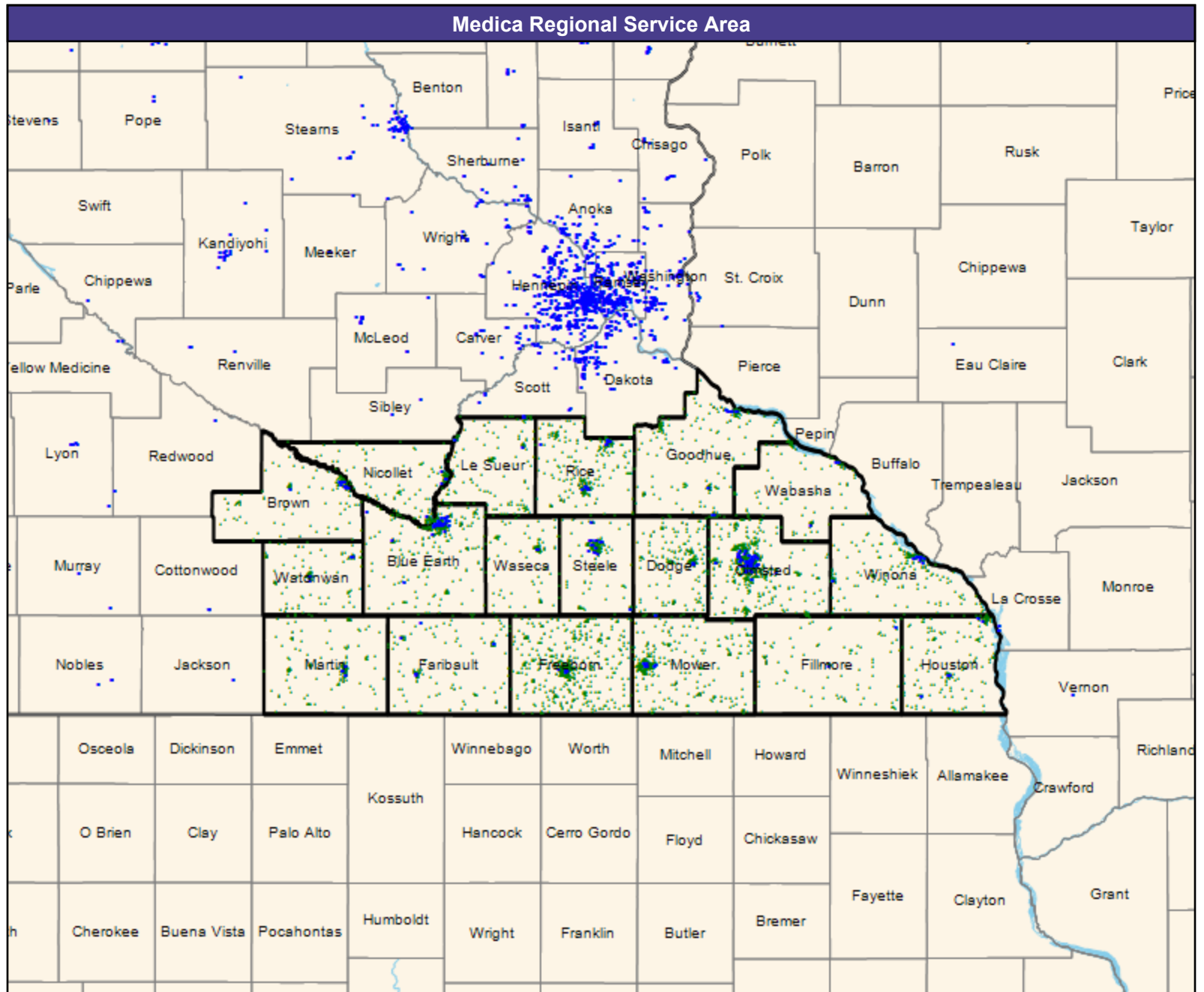
● Without access (0)

The Access Standard is defined as (National Proxy Census (Engage by Medica MNN014) eligibles accessing: 1 (Engage by Medica MNN014 Mental Health Providers (Medica Regional Service Area)) provider in 30 miles or 30 minutes

Service Areas

☐ Engage by Medica MNN014

35.03 miles



Access Detail By County

July 2, 2024

Created by...
Medica

Access Analysis
Mental Health Providers
Eligible / Provider Groups
National Proxy Census (Engage by
Medica MNN014)
Engage by Medica MNN014 Mental
Health Providers (Medica Regional
Service Area)

All Eligibles										
State Name	County	Eligible	Provider	Counts	With Access		Without Access		Average Distance	Average Time
		#	Standard	#	#	%	#	%	1	1
Minnesota	Blue Earth	347	1 in 30 miles or 30 mins	146	347	100.0	0	0.0	3.5	3.8
	Brown	135	1 in 30 miles or 30 mins	29	135	100.0	0	0.0	5.7	6.1
	Dodge	218	1 in 30 miles or 30 mins	9	218	100.0	0	0.0	5.8	6.3
	Faribault	151	1 in 30 miles or 30 mins	6	151	100.0	0	0.0	5.8	6.3
	Fillmore	112	1 in 30 miles or 30 mins	28	112	100.0	0	0.0	10.7	11.6
	Freeborn	668	1 in 30 miles or 30 mins	9	668	100.0	0	0.0	6.2	6.8
	Goodhue	227	1 in 30 miles or 30 mins	19	227	100.0	0	0.0	7.2	7.8
	Houston	192	1 in 30 miles or 30 mins	6	192	100.0	0	0.0	4.7	5.1
	Le Sueur	145	1 in 30 miles or 30 mins	10	145	100.0	0	0.0	6.4	6.9
	Martin	200	1 in 30 miles or 30 mins	6	200	100.0	0	0.0	7.0	7.5
	Mower	458	1 in 30 miles or 30 mins	39	458	100.0	0	0.0	6.8	7.4
	Nicollet	161	1 in 30 miles or 30 mins	26	161	100.0	0	0.0	3.7	4.0
	Olmsted	706	1 in 30 miles or 30 mins	355	706	100.0	0	0.0	2.6	2.9
	Rice	308	1 in 30 miles or 30 mins	64	308	100.0	0	0.0	3.5	3.8
	Steele	191	1 in 30 miles or 30 mins	38	191	100.0	0	0.0	2.6	2.8
	Wabasha	104	1 in 30 miles or 30 mins	3	104	100.0	0	0.0	7.4	8.0
	Waseca	106	1 in 30 miles or 30 mins	15	106	100.0	0	0.0	6.5	7.1
	Watsonwan	131	1 in 30 miles or 30 mins	7	131	100.0	0	0.0	5.4	5.8
	Winona	247	1 in 30 miles or 30 mins	46	247	100.0	0	0.0	4.1	4.5
	Grand Totals	4,807	1 in 30 miles or 30 mins	861	4,807	100.0	0	0.0	5.1	5.6

Licensed Child and Adolescent Psychologists/Engage by Medica/MNN014

July 2, 2024

Created by...
Medica

Engage by Medica MNN014 Licensed
Child and Adolescent Psychologists

996 providers at 503 locations

- All providers

Licensed Child and Adolescent
Psychologists

Employee Group

National Proxy Census (Engage by
Medica MNN014)

Provider Group

Engage by Medica MNN014 Licensed
Child and Adolescent Psychologists
(Medica Regional Service Area)

4,807 eligible locations

- ◆ With access (4,757)
- Without access (50)

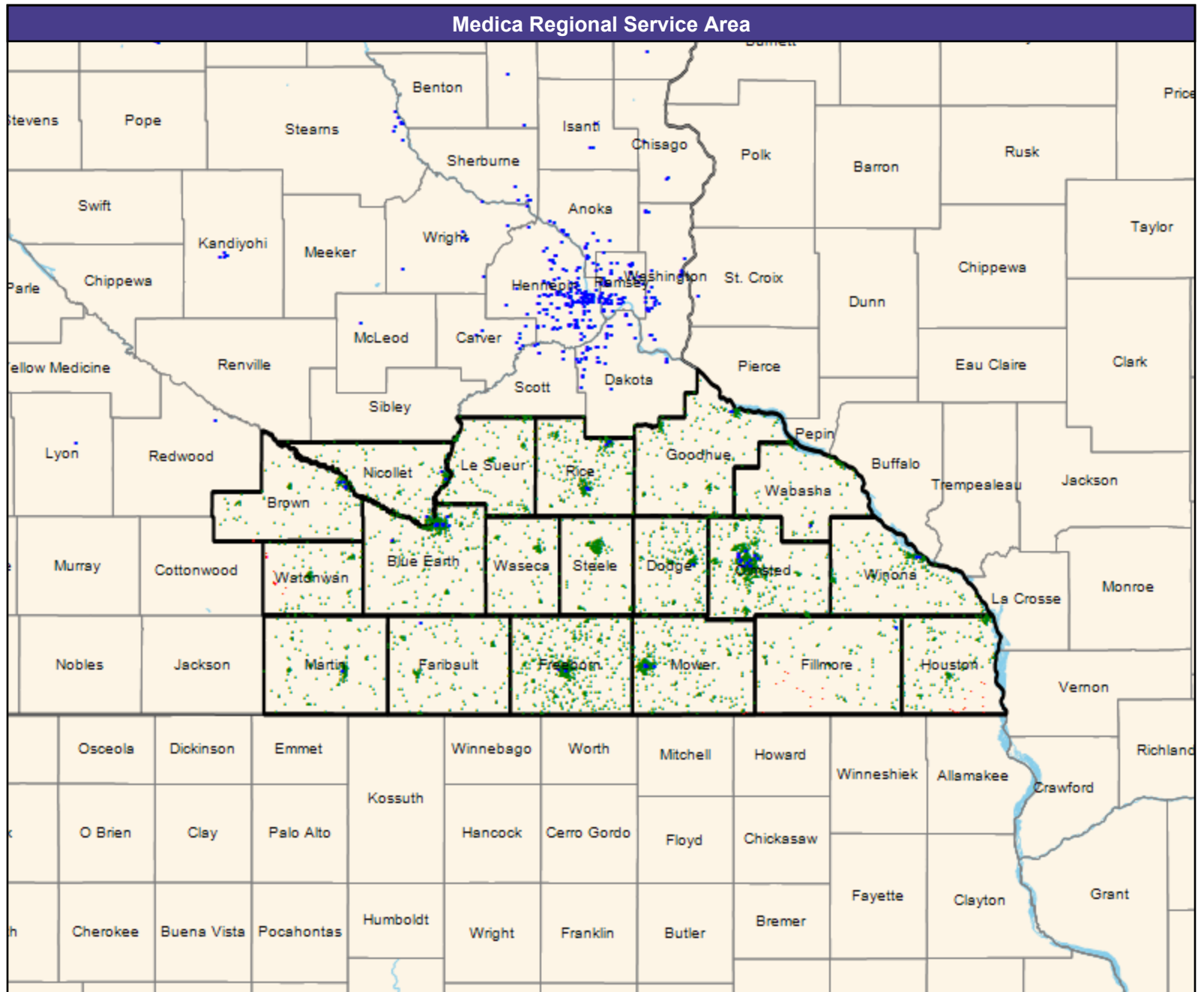
The Access Standard is defined as
(National Proxy Census (Engage by
Medica MNN014)) eligibles accessing:

1 (Engage by Medica MNN014
Licensed Child and Adolescent
Psychologists (Medica Regional
Service Area)) provider in 30 miles or
30 minutes

Service Areas

- Engage by Medica MNN014

35.03 miles



Access Detail By County

July 2, 2024

Created by...
Medica

Access Analysis
Licensed Child and Adolescent
Psychologists
Eligible / Provider Groups
National Proxy Census (Engage by
Medica MNN014)
Engage by Medica MNN014
Licensed Child and Adolescent
Psychologists (Medica Regional
Service Area)

All Eligibles										
State Name	County	Eligible	Provider	Counts	With Access		Without Access		Average Distance	Average Time
		#	Standard	#	#	%	#	%	1	1
Minnesota	Blue Earth	347	1 in 30 miles or 30 mins	14	347	100.0	0	0.0	4.5	4.9
	Brown	135	1 in 30 miles or 30 mins	6	132	97.8	3	2.2	10.6	11.5
	Dodge	218	1 in 30 miles or 30 mins	1	218	100.0	0	0.0	7.6	8.2
	Faribault	151	1 in 30 miles or 30 mins	1	151	100.0	0	0.0	16.0	17.4
	Fillmore	112	1 in 30 miles or 30 mins	1	101	90.2	11	9.8	21.1	22.9
	Freeborn	668	1 in 30 miles or 30 mins	2	668	100.0	0	0.0	7.0	7.6
	Goodhue	227	1 in 30 miles or 30 mins	2	227	100.0	0	0.0	11.6	12.7
	Houston	192	1 in 30 miles or 30 mins	0	179	93.2	13	6.8	21.4	23.3
	Le Sueur	145	1 in 30 miles or 30 mins	0	145	100.0	0	0.0	14.8	16.0
	Martin	200	1 in 30 miles or 30 mins	1	200	100.0	0	0.0	8.4	9.1
	Mower	458	1 in 30 miles or 30 mins	5	456	99.6	2	0.4	7.5	8.1
	Nicollet	161	1 in 30 miles or 30 mins	3	161	100.0	0	0.0	4.1	4.4
	Olmsted	706	1 in 30 miles or 30 mins	31	706	100.0	0	0.0	4.2	4.7
	Rice	308	1 in 30 miles or 30 mins	10	308	100.0	0	0.0	5.1	5.6
	Steele	191	1 in 30 miles or 30 mins	0	191	100.0	0	0.0	15.8	17.2
	Wabasha	104	1 in 30 miles or 30 mins	1	104	100.0	0	0.0	13.9	15.2
	Waseca	106	1 in 30 miles or 30 mins	0	106	100.0	0	0.0	21.4	23.3
	Watonwan	131	1 in 30 miles or 30 mins	0	110	84.0	21	16.0	23.7	25.8
	Winona	247	1 in 30 miles or 30 mins	4	247	100.0	0	0.0	8.1	8.8
	Grand Totals	4,807	1 in 30 miles or 30 mins	82	4,757	99.0	50	1.0	9.4	10.2

Licensed Psychologists/Engage by Medica/MNN014

July 2, 2024

Created by...
Medica

Engage by Medica MNN014 Licensed Psychologists

1,842 providers at 742 locations

■ All providers

Licensed Psychologists

Employee Group

National Proxy Census (Engage by Medica MNN014)

Provider Group

Engage by Medica MNN014 Licensed Psychologists (Medica Regional Service Area)

4,807 eligible locations

◆ With access (4,774)

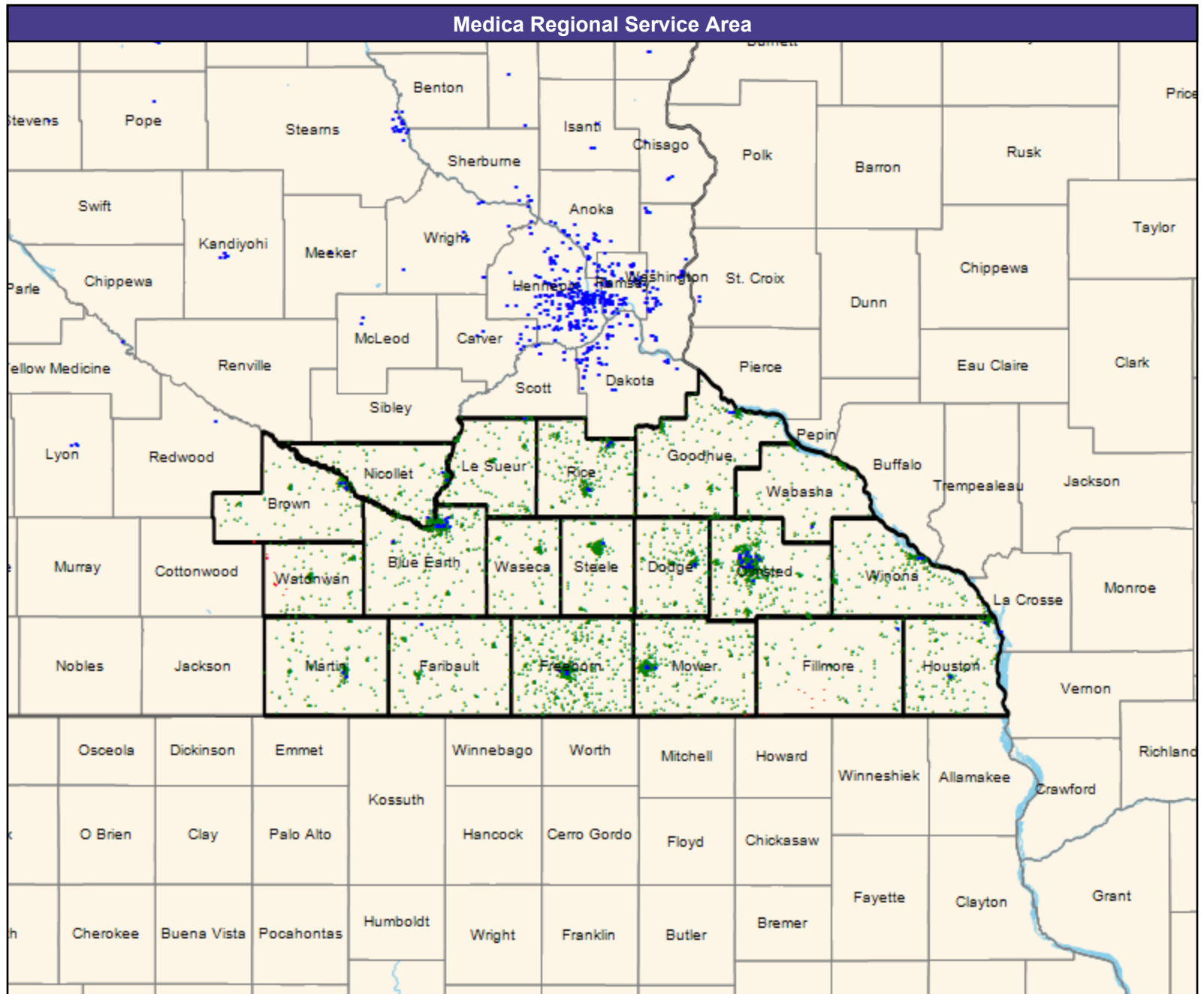
● Without access (33)

The Access Standard is defined as (National Proxy Census (Engage by Medica MNN014) eligibles accessing: 1 (Engage by Medica MNN014 Licensed Psychologists (Medica Regional Service Area)) provider in 30 miles or 30 minutes

Service Areas

☐ Engage by Medica MNN014

35.03 miles



Access Detail By County

July 2, 2024

Created by...
Medica

Access Analysis
Licensed Psychologists
Eligible / Provider Groups
National Proxy Census (Engage by
Medica MNN014)
Engage by Medica MNN014
Licensed Psychologists (Medica
Regional Service Area)

All Eligibles										
State Name	County	Eligible	Provider	Counts	With Access		Without Access		Average Distance	Average Time
		#	Standard	#	#	%	#	%	1	1
Minnesota	Blue Earth	347	1 in 30 miles or 30 mins	25	347	100.0	0	0.0	4.4	4.8
	Brown	135	1 in 30 miles or 30 mins	8	132	97.8	3	2.2	10.6	11.5
	Dodge	218	1 in 30 miles or 30 mins	2	218	100.0	0	0.0	7.2	7.8
	Faribault	151	1 in 30 miles or 30 mins	1	151	100.0	0	0.0	16.0	17.4
	Fillmore	112	1 in 30 miles or 30 mins	4	105	93.8	7	6.2	20.1	21.9
	Freeborn	668	1 in 30 miles or 30 mins	3	668	100.0	0	0.0	6.9	7.6
	Goodhue	227	1 in 30 miles or 30 mins	3	227	100.0	0	0.0	11.3	12.4
	Houston	192	1 in 30 miles or 30 mins	2	192	100.0	0	0.0	5.8	6.3
	Le Sueur	145	1 in 30 miles or 30 mins	1	145	100.0	0	0.0	10.0	10.9
	Martin	200	1 in 30 miles or 30 mins	2	200	100.0	0	0.0	8.1	8.8
	Mower	458	1 in 30 miles or 30 mins	7	456	99.6	2	0.4	7.4	8.0
	Nicollet	161	1 in 30 miles or 30 mins	4	161	100.0	0	0.0	4.1	4.4
	Olmsted	706	1 in 30 miles or 30 mins	82	706	100.0	0	0.0	3.7	4.1
	Rice	308	1 in 30 miles or 30 mins	12	308	100.0	0	0.0	4.7	5.1
	Steele	191	1 in 30 miles or 30 mins	1	191	100.0	0	0.0	6.4	7.0
	Wabasha	104	1 in 30 miles or 30 mins	1	104	100.0	0	0.0	13.9	15.2
	Waseca	106	1 in 30 miles or 30 mins	0	106	100.0	0	0.0	17.3	18.8
	Watonwan	131	1 in 30 miles or 30 mins	0	110	84.0	21	16.0	23.7	25.8
	Winona	247	1 in 30 miles or 30 mins	6	247	100.0	0	0.0	7.3	8.0
	Grand Totals		4,807	1 in 30 miles or 30 mins	164	4,774	99.3	33	0.7	7.9

Licensed Marriage and Family Therapists/Engage by Medica/MNN014

July 2, 2024

Created by...
Medica

Engage by Medica MNN014 Licensed Marriage and Family Therapists

1,809 providers at 748 locations

■ All providers

Licensed Marriage and Family Therapists

Employee Group

National Proxy Census (Engage by Medica MNN014)

Provider Group

Engage by Medica MNN014 Licensed Marriage and Family Therapists (Medica Regional Service Area)

4,807 eligible locations

◆ With access (4,542)

● Without access (265)

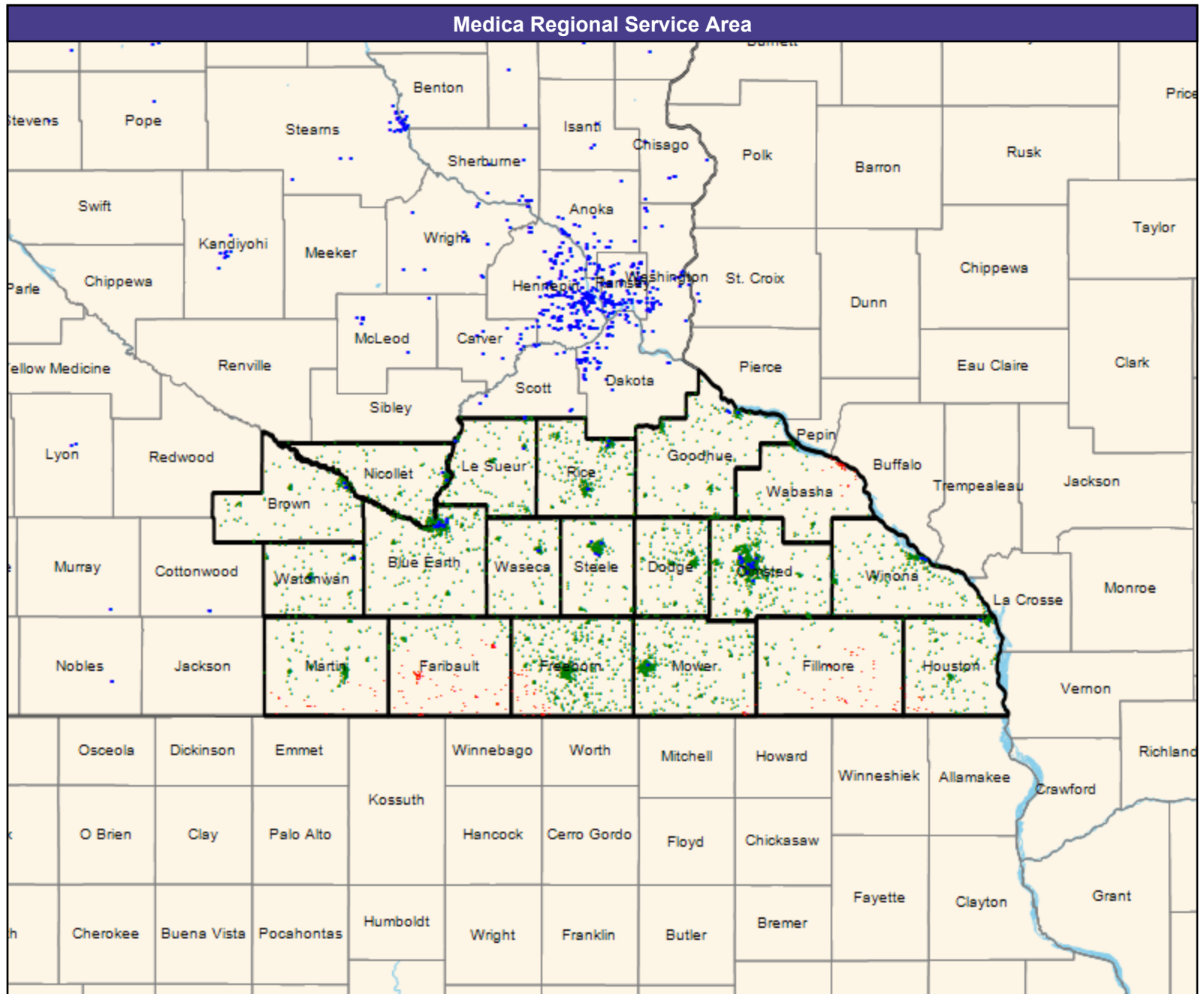
The Access Standard is defined as (National Proxy Census (Engage by Medica MNN014) eligibles accessing:

1 (Engage by Medica MNN014 Licensed Marriage and Family Therapists (Medica Regional Service Area)) provider in 30 miles or 30 minutes

Service Areas

□ Engage by Medica MNN014

35.03 miles



Access Detail By County

July 2, 2024

Created by...
Medica

Access Analysis
Licensed Marriage and Family
Therapists

Eligible / Provider Groups
National Proxy Census (Engage by
Medica MNN014)
Engage by Medica MNN014
Licensed Marriage and Family
Therapists (Medica Regional
Service Area)

All Eligibles										
State Name	County	Eligible	Provider	Counts	With Access		Without Access		Average Distance	Average Time
		#	Standard	#	#	%	#	%	1	1
Minnesota	Blue Earth	347	1 in 30 miles or 30 mins	27	347	100.0	0	0.0	6.2	6.7
	Brown	135	1 in 30 miles or 30 mins	4	135	100.0	0	0.0	10.6	11.5
	Dodge	218	1 in 30 miles or 30 mins	0	218	100.0	0	0.0	14.7	16.6
	Faribault	151	1 in 30 miles or 30 mins	0	46	30.5	105	69.5	34.4	37.5
	Fillmore	112	1 in 30 miles or 30 mins	0	60	53.6	52	46.4	29.7	32.4
	Freeborn	668	1 in 30 miles or 30 mins	0	635	95.1	33	4.9	21.3	23.2
	Goodhue	227	1 in 30 miles or 30 mins	3	227	100.0	0	0.0	11.5	12.7
	Houston	192	1 in 30 miles or 30 mins	1	178	92.7	14	7.3	15.3	16.6
	Le Sueur	145	1 in 30 miles or 30 mins	6	145	100.0	0	0.0	6.5	7.0
	Martin	200	1 in 30 miles or 30 mins	0	177	88.5	23	11.5	25.5	27.8
	Mower	458	1 in 30 miles or 30 mins	1	449	98.0	9	2.0	8.4	9.1
	Nicollet	161	1 in 30 miles or 30 mins	5	161	100.0	0	0.0	4.8	5.2
	Olmsted	706	1 in 30 miles or 30 mins	27	706	100.0	0	0.0	4.1	4.5
	Rice	308	1 in 30 miles or 30 mins	9	308	100.0	0	0.0	4.3	4.7
	Steele	191	1 in 30 miles or 30 mins	6	191	100.0	0	0.0	4.8	5.2
	Wabasha	104	1 in 30 miles or 30 mins	0	75	72.1	29	27.9	22.9	25.0
	Waseca	106	1 in 30 miles or 30 mins	2	106	100.0	0	0.0	7.2	7.8
	Watsonwan	131	1 in 30 miles or 30 mins	3	131	100.0	0	0.0	5.6	6.0
	Winona	247	1 in 30 miles or 30 mins	4	247	100.0	0	0.0	8.4	9.1
	Grand Totals	4,807	1 in 30 miles or 30 mins	98	4,542	94.5	265	5.5	11.8	12.9

Licensed Professional Counselors/Engage by Medica/MNN014

July 2, 2024

Created by...
Medica

Engage by Medica MNN014 Licensed Professional Counselors

2,613 providers at 913 locations

■ All providers

Licensed Professional Counselors

Employee Group

National Proxy Census (Engage by Medica MNN014)

Provider Group

Engage by Medica MNN014 Licensed Professional Counselors (Medica Regional Service Area)

4,807 eligible locations

◆ With access (4,807)

● Without access (0)

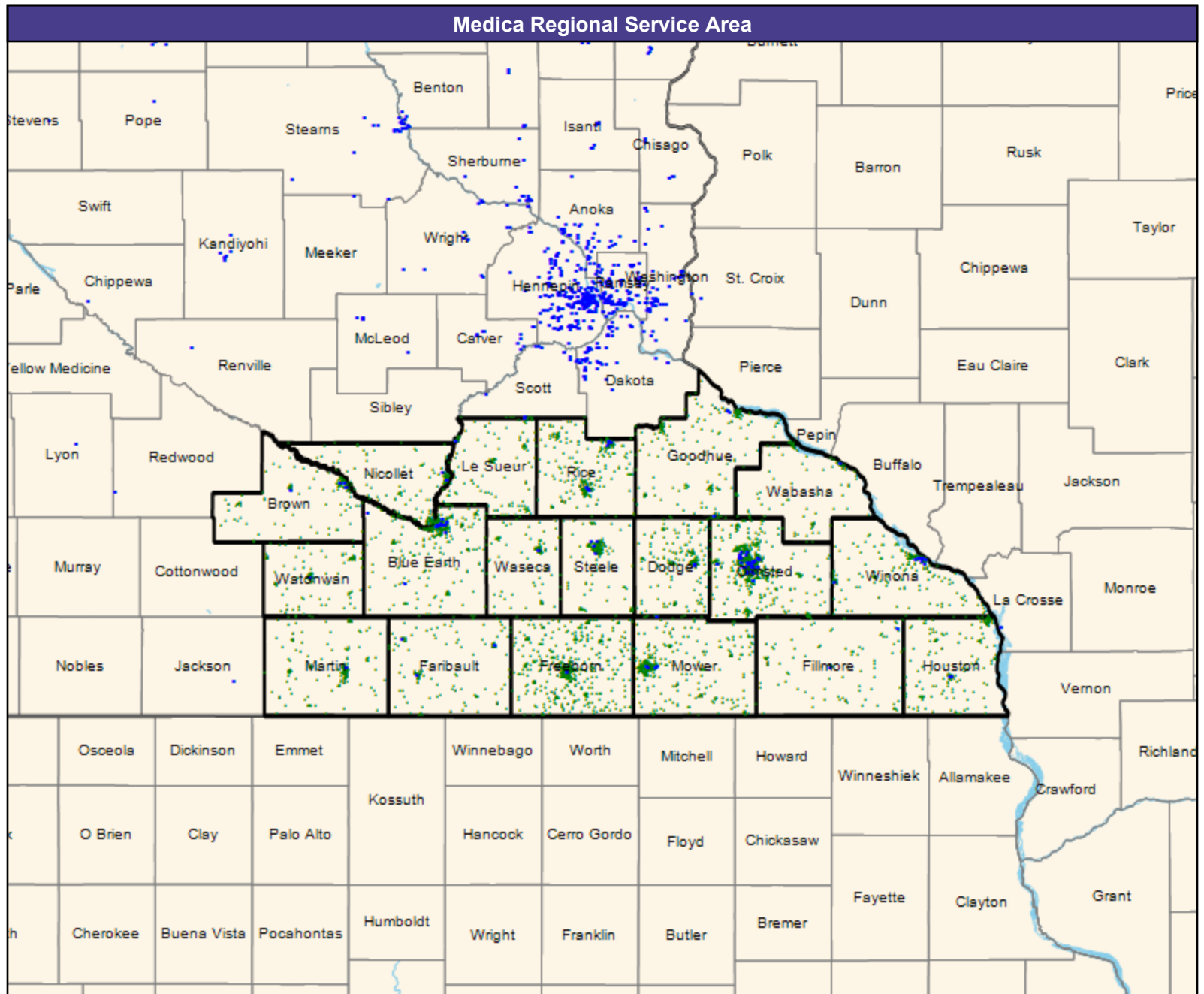
The Access Standard is defined as (National Proxy Census (Engage by Medica MNN014)) eligibles accessing:

1 (Engage by Medica MNN014 Licensed Professional Counselors (Medica Regional Service Area)) provider in 30 miles or 30 minutes

Service Areas

☐ Engage by Medica MNN014

35.03 miles



Access Detail By County

July 2, 2024

Created by...
Medica

Access Analysis
Licensed Professional Counselors
Eligible / Provider Groups
National Proxy Census (Engage by
Medica MNN014)
Engage by Medica MNN014
Licensed Professional Counselors
(Medica Regional Service Area)

All Eligibles										
State Name	County	Eligible	Provider	Counts	With Access		Without Access		Average Distance	Average Time
		#	Standard	#	#	%	#	%	1	1
Minnesota	Blue Earth	347	1 in 30 miles or 30 mins	34	347	100.0	0	0.0	4.7	5.1
	Brown	135	1 in 30 miles or 30 mins	5	135	100.0	0	0.0	5.8	6.3
	Dodge	218	1 in 30 miles or 30 mins	3	218	100.0	0	0.0	5.9	6.4
	Faribault	151	1 in 30 miles or 30 mins	3	151	100.0	0	0.0	6.2	6.8
	Fillmore	112	1 in 30 miles or 30 mins	14	112	100.0	0	0.0	11.4	12.4
	Freeborn	668	1 in 30 miles or 30 mins	1	668	100.0	0	0.0	6.9	7.5
	Goodhue	227	1 in 30 miles or 30 mins	6	227	100.0	0	0.0	9.0	9.8
	Houston	192	1 in 30 miles or 30 mins	2	192	100.0	0	0.0	6.6	7.1
	Le Sueur	145	1 in 30 miles or 30 mins	2	145	100.0	0	0.0	8.1	8.8
	Martin	200	1 in 30 miles or 30 mins	2	200	100.0	0	0.0	7.8	8.4
	Mower	458	1 in 30 miles or 30 mins	10	458	100.0	0	0.0	6.9	7.5
	Nicollet	161	1 in 30 miles or 30 mins	7	161	100.0	0	0.0	4.4	4.8
	Olmsted	706	1 in 30 miles or 30 mins	95	706	100.0	0	0.0	2.9	3.2
	Rice	308	1 in 30 miles or 30 mins	18	308	100.0	0	0.0	4.6	5.0
	Steele	191	1 in 30 miles or 30 mins	7	191	100.0	0	0.0	4.1	4.5
	Wabasha	104	1 in 30 miles or 30 mins	1	104	100.0	0	0.0	11.5	12.5
	Waseca	106	1 in 30 miles or 30 mins	4	106	100.0	0	0.0	6.6	7.1
	Watonwan	131	1 in 30 miles or 30 mins	1	131	100.0	0	0.0	8.1	8.8
	Winona	247	1 in 30 miles or 30 mins	28	247	100.0	0	0.0	4.5	4.9
Grand Totals		4,807	1 in 30 miles or 30 mins	243	4,807	100.0	0	0.0	6.0	6.5

Licensed Social Workers/Engage by Medica/MNN014

July 2, 2024

Created by...
Medica

Engage by Medica MNN014 Licensed Social Workers

3,299 providers at 1,105 locations

■ All providers

Licensed Social Workers

Employee Group

National Proxy Census (Engage by Medica MNN014)

Provider Group

Engage by Medica MNN014 Licensed Social Workers (Medica Regional Service Area)

4,807 eligible locations

◆ With access (4,803)

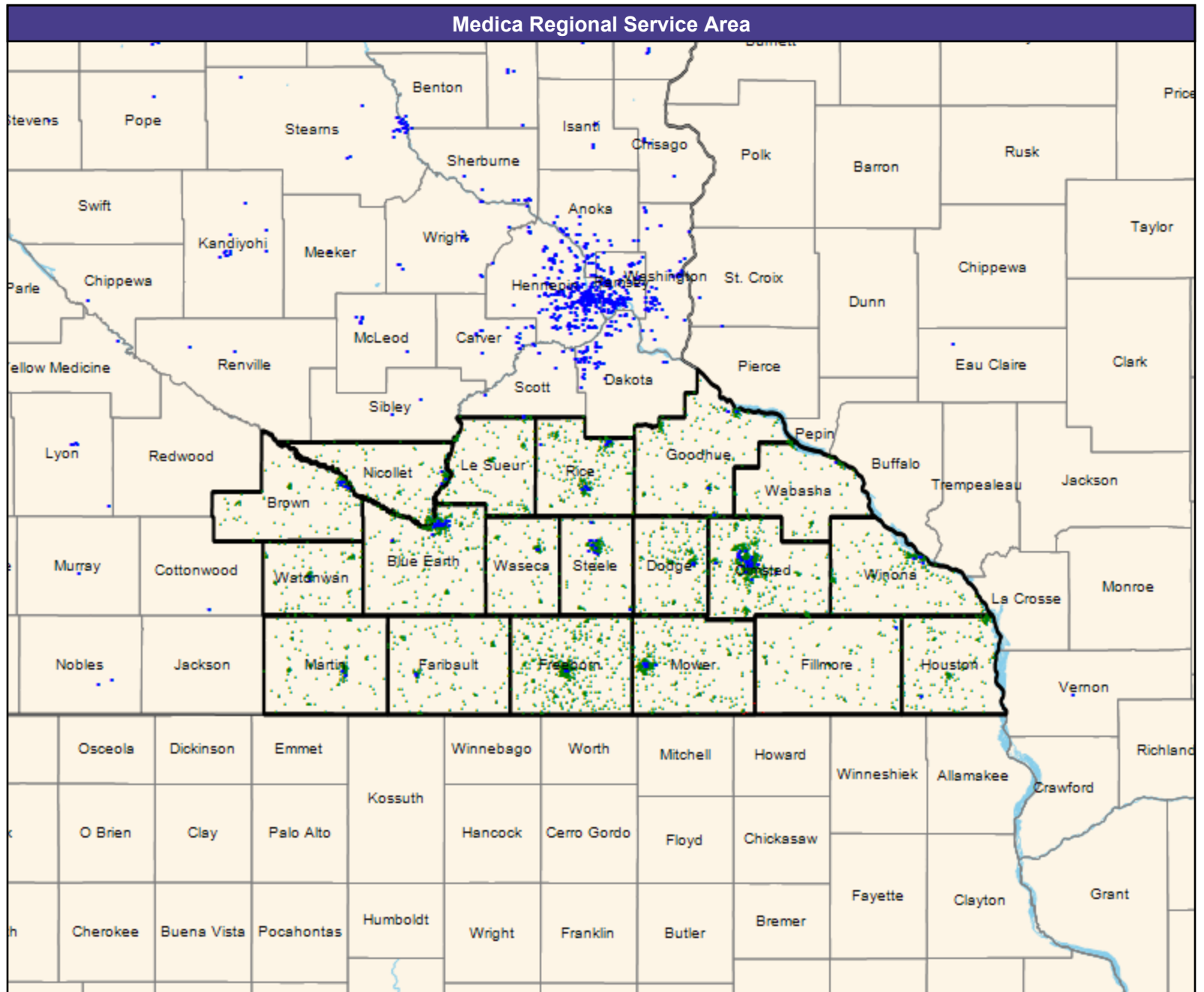
● Without access (4)

The Access Standard is defined as (National Proxy Census (Engage by Medica MNN014) eligibles accessing: 1 (Engage by Medica MNN014 Licensed Social Workers (Medica Regional Service Area)) provider in 30 miles or 30 minutes

Service Areas

□ Engage by Medica MNN014

35.03 miles



Access Detail By County

July 2, 2024

Created by...
Medica

Access Analysis
Licensed Social Workers
Eligible / Provider Groups
National Proxy Census (Engage by
Medica MNN014)
Engage by Medica MNN014
Licensed Social Workers (Medica
Regional Service Area)

All Eligibles										
State Name	County	Eligible	Provider	Counts	With Access		Without Access		Average Distance	Average Time
		#	Standard	#	#	%	#	%	1	1
Minnesota	Blue Earth	347	1 in 30 miles or 30 mins	60	347	100.0	0	0.0	4.8	5.2
	Brown	135	1 in 30 miles or 30 mins	12	135	100.0	0	0.0	10.3	11.1
	Dodge	218	1 in 30 miles or 30 mins	4	218	100.0	0	0.0	6.3	6.8
	Faribault	151	1 in 30 miles or 30 mins	2	151	100.0	0	0.0	12.9	14.0
	Fillmore	112	1 in 30 miles or 30 mins	10	111	99.1	1	0.9	17.4	19.0
	Freeborn	668	1 in 30 miles or 30 mins	5	668	100.0	0	0.0	7.1	7.7
	Goodhue	227	1 in 30 miles or 30 mins	7	227	100.0	0	0.0	7.3	8.0
	Houston	192	1 in 30 miles or 30 mins	1	192	100.0	0	0.0	14.3	15.5
	Le Sueur	145	1 in 30 miles or 30 mins	1	145	100.0	0	0.0	8.8	9.5
	Martin	200	1 in 30 miles or 30 mins	2	200	100.0	0	0.0	7.6	8.2
	Mower	458	1 in 30 miles or 30 mins	21	455	99.3	3	0.7	7.1	7.7
	Nicollet	161	1 in 30 miles or 30 mins	10	161	100.0	0	0.0	4.3	4.7
	Olmsted	706	1 in 30 miles or 30 mins	151	706	100.0	0	0.0	3.0	3.3
	Rice	308	1 in 30 miles or 30 mins	25	308	100.0	0	0.0	3.6	3.9
	Steele	191	1 in 30 miles or 30 mins	24	191	100.0	0	0.0	2.7	2.9
	Wabasha	104	1 in 30 miles or 30 mins	1	104	100.0	0	0.0	11.4	12.4
	Waseca	106	1 in 30 miles or 30 mins	9	106	100.0	0	0.0	7.1	7.8
	Watonwan	131	1 in 30 miles or 30 mins	3	131	100.0	0	0.0	7.9	8.5
	Winona	247	1 in 30 miles or 30 mins	8	247	100.0	0	0.0	7.3	7.9
	Grand Totals	4,807	1 in 30 miles or 30 mins	356	4,803	99.9	4	0.1	6.8	7.4

Other providers designated as licensed mental health providers/Engage by Medica/MNN014

July 2, 2024

Created by...
Medica

Engage by Medica MNN014 Other providers designated as licensed mental health providers

0 providers at 0 locations
■ All providers

Other providers designated as licensed mental health providers

Employee Group
National Proxy Census (Engage by Medica MNN014)

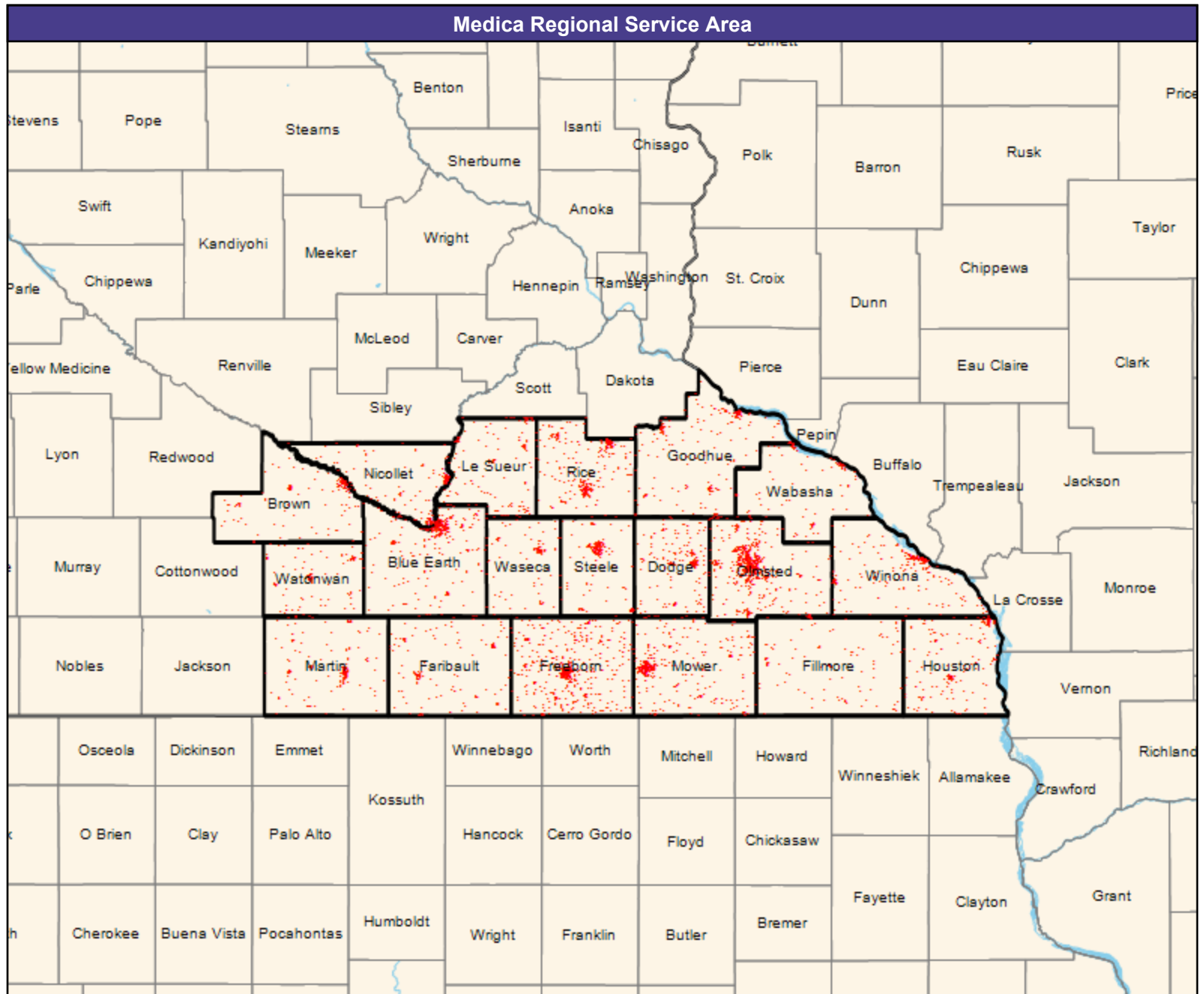
Provider Group
Engage by Medica MNN014 Other providers designated as licensed mental health providers (Medica Regional Service Area)

4,807 eligible locations
◆ With access (0)
● Without access (4,807)

The Access Standard is defined as (National Proxy Census (Engage by Medica MNN014)) eligibles accessing:
1 (Engage by Medica MNN014 Other providers designated as licensed mental health providers (Medica Regional Service Area)) provider in 30 miles or 30 minutes

Service Areas
 Engage by Medica MNN014

35.03 miles



Access Detail By County

July 2, 2024

Created by...
Medica

Access Analysis
Other providers designated as licensed mental health providers

Eligible / Provider Groups
National Proxy Census (Engage by Medica MNN014)
Engage by Medica MNN014 Other providers designated as licensed mental health providers (Medica Regional Service Area)

All Eligibles										
State Name	County	Eligible	Provider	Counts	With Access		Without Access		Average Distance	Average Time
		#	Standard	#	#	%	#	%	1	1
Minnesota	Blue Earth	347	1 in 30 miles or 30 mins	0	0	0.0	347	100.0	---	---
	Brown	135	1 in 30 miles or 30 mins	0	0	0.0	135	100.0	---	---
	Dodge	218	1 in 30 miles or 30 mins	0	0	0.0	218	100.0	---	---
	Faribault	151	1 in 30 miles or 30 mins	0	0	0.0	151	100.0	---	---
	Fillmore	112	1 in 30 miles or 30 mins	0	0	0.0	112	100.0	---	---
	Freeborn	668	1 in 30 miles or 30 mins	0	0	0.0	668	100.0	---	---
	Goodhue	227	1 in 30 miles or 30 mins	0	0	0.0	227	100.0	---	---
	Houston	192	1 in 30 miles or 30 mins	0	0	0.0	192	100.0	---	---
	Le Sueur	145	1 in 30 miles or 30 mins	0	0	0.0	145	100.0	---	---
	Martin	200	1 in 30 miles or 30 mins	0	0	0.0	200	100.0	---	---
	Mower	458	1 in 30 miles or 30 mins	0	0	0.0	458	100.0	---	---
	Nicollet	161	1 in 30 miles or 30 mins	0	0	0.0	161	100.0	---	---
	Olmsted	706	1 in 30 miles or 30 mins	0	0	0.0	706	100.0	---	---
	Rice	308	1 in 30 miles or 30 mins	0	0	0.0	308	100.0	---	---
	Steele	191	1 in 30 miles or 30 mins	0	0	0.0	191	100.0	---	---
	Wabasha	104	1 in 30 miles or 30 mins	0	0	0.0	104	100.0	---	---
	Waseca	106	1 in 30 miles or 30 mins	0	0	0.0	106	100.0	---	---
	Watonwan	131	1 in 30 miles or 30 mins	0	0	0.0	131	100.0	---	---
	Winona	247	1 in 30 miles or 30 mins	0	0	0.0	247	100.0	---	---
	Grand Totals		4,807	1 in 30 miles or 30 mins	0	0	0.0	4,807	100.0	---

Pediatric Services Providers (Primary Care)/Engage by Medica/MNN014

July 2, 2024

Created by...
Medica

Engage by Medica MNN014 General Pediatric Providers

185 providers at 56 locations

- All providers

General Pediatric Providers

Employee Group

National Proxy Census (Engage by Medica MNN014)

Provider Group

Engage by Medica MNN014 General Pediatric Providers (Medica Regional Service Area)

4,807 eligible locations

- ◆ With access (4,705)
- Without access (102)

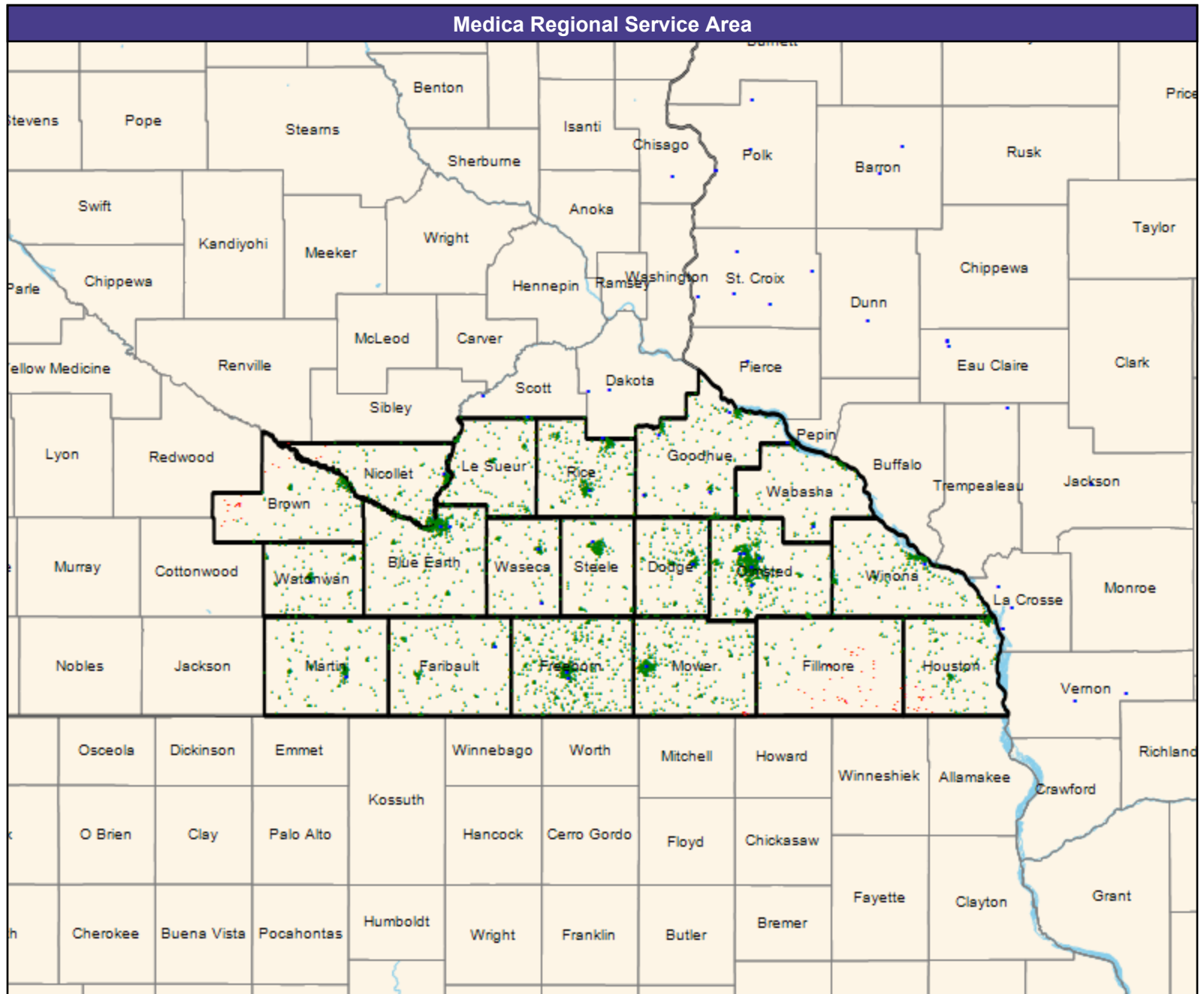
The Access Standard is defined as (National Proxy Census (Engage by Medica MNN014) eligibles accessing:

1 (Engage by Medica MNN014 General Pediatric Providers (Medica Regional Service Area)) provider in 30 miles or 30 minutes

Service Areas

- Engage by Medica MNN014

35.03 miles



Access Detail By County

July 2, 2024

Created by...
Medica

Access Analysis
General Pediatric Providers

Eligible / Provider Groups
National Proxy Census (Engage by Medica MNN014)
Engage by Medica MNN014
General Pediatric Providers (Medica Regional Service Area)

All Eligibles										
State Name	County	Eligible	Provider	Counts	With Access		Without Access		Average Distance	Average Time
		#	Standard	#	#	%	#	%	1	1
Minnesota	Blue Earth	347	1 in 30 miles or 30 mins	55	347	100.0	0	0.0	7.3	7.9
	Brown	135	1 in 30 miles or 30 mins	0	113	83.7	22	16.3	25.8	28.0
	Dodge	218	1 in 30 miles or 30 mins	185	218	100.0	0	0.0	6.9	7.5
	Faribault	151	1 in 30 miles or 30 mins	1	151	100.0	0	0.0	14.8	16.1
	Fillmore	112	1 in 30 miles or 30 mins	0	62	55.4	50	44.6	29.2	31.8
	Freeborn	668	1 in 30 miles or 30 mins	16	668	100.0	0	0.0	6.4	7.0
	Goodhue	227	1 in 30 miles or 30 mins	34	227	100.0	0	0.0	4.5	4.9
	Houston	192	1 in 30 miles or 30 mins	0	173	90.1	19	9.9	17.8	19.4
	Le Sueur	145	1 in 30 miles or 30 mins	0	145	100.0	0	0.0	9.8	10.6
	Martin	200	1 in 30 miles or 30 mins	1	200	100.0	0	0.0	8.2	8.9
	Mower	458	1 in 30 miles or 30 mins	21	451	98.5	7	1.5	8.1	8.8
	Nicollet	161	1 in 30 miles or 30 mins	3	157	97.5	4	2.5	8.5	9.3
	Olmsted	706	1 in 30 miles or 30 mins	740	706	100.0	0	0.0	4.0	4.5
	Rice	308	1 in 30 miles or 30 mins	11	308	100.0	0	0.0	5.3	5.7
	Steele	191	1 in 30 miles or 30 mins	14	191	100.0	0	0.0	6.0	6.5
	Wabasha	104	1 in 30 miles or 30 mins	1	104	100.0	0	0.0	9.1	9.9
	Waseca	106	1 in 30 miles or 30 mins	2	106	100.0	0	0.0	5.2	5.6
	Watonwan	131	1 in 30 miles or 30 mins	3	131	100.0	0	0.0	8.7	9.5
	Winona	247	1 in 30 miles or 30 mins	2	247	100.0	0	0.0	8.3	9.1
	Grand Totals	4,807	1 in 30 miles or 30 mins	1,089	4,705	97.9	102	2.1	8.4	9.1

Allergy, Immunology and Rheumatology/Engage by Medica/MNN014

July 2, 2024

Created by...
Medica

Engage by Medica MNN014 Allergy, Immunology and Rheumatology

53 providers at 29 locations

- All providers

Allergy, Immunology and Rheumatology

Employee Group

National Proxy Census (Engage by Medica MNN014)

Provider Group

Engage by Medica MNN014 Allergy, Immunology and Rheumatology (Medica Regional Service Area)

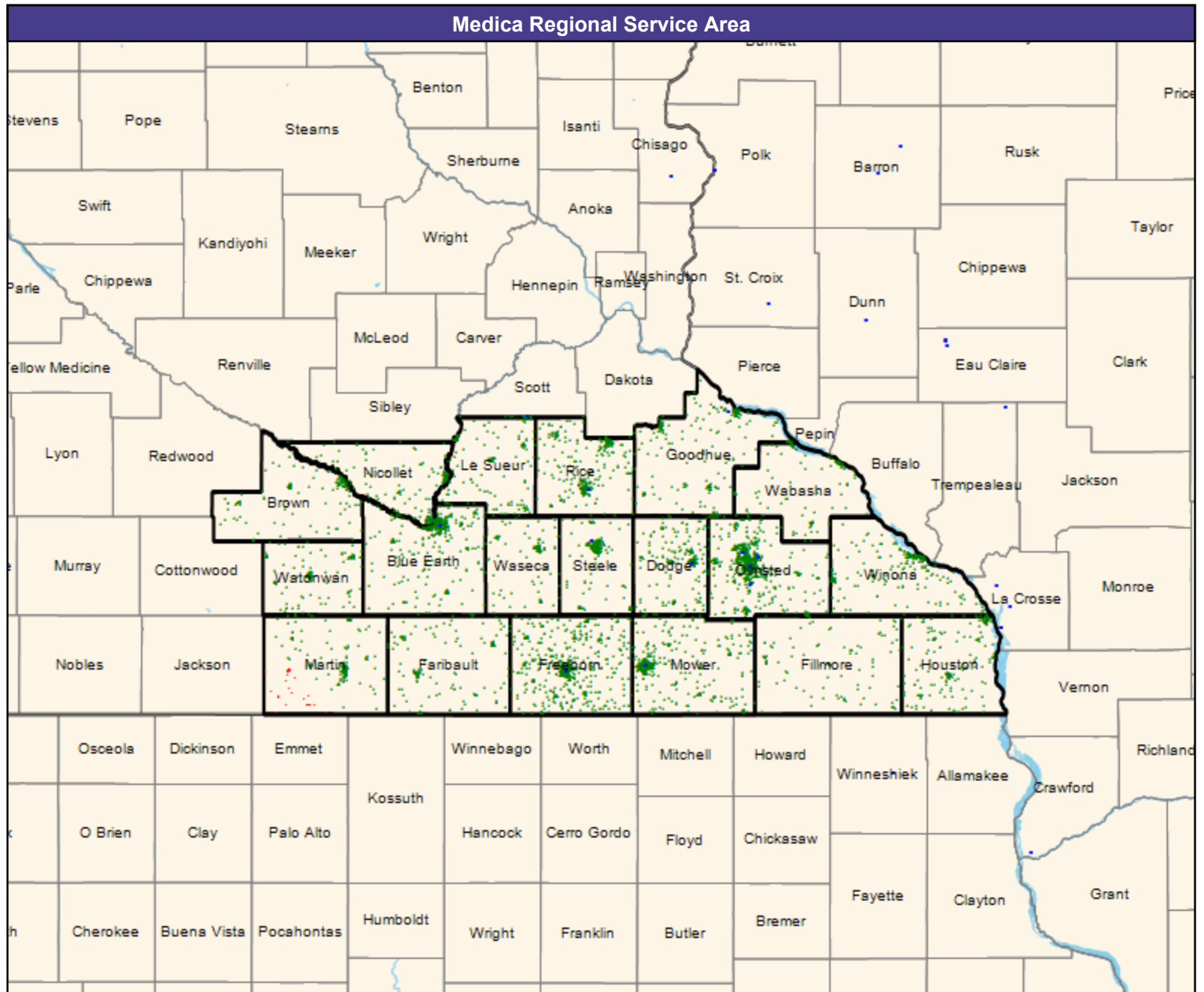

4,807 eligible locations

- ◆ With access (4,774)
- Without access (33)

The Access Standard is defined as (National Proxy Census (Engage by Medica MNN014)) eligibles accessing: 1 (Engage by Medica MNN014 Allergy, Immunology and Rheumatology (Medica Regional Service Area)) provider in 60 miles or 60 minutes

Service Areas

- Engage by Medica MNN014



Access Detail By County

July 2, 2024

Created by...
Medica

Access Analysis
Allergy, Immunology and
Rheumatology

Eligible / Provider Groups
National Proxy Census (Engage by
Medica MNN014)
Engage by Medica MNN014 Allergy,
Immunology and Rheumatology
(Medica Regional Service Area)

All Eligibles										
State Name	County	Eligible	Provider	Counts	With Access		Without Access		Average Distance	Average Time
		#	Standard	#	#	%	#	%	1	1
Minnesota	Blue Earth	347	1 in 60 miles or 60 mins	5	347	100.0	0	0.0	8.0	8.7
	Brown	135	1 in 60 miles or 60 mins	0	135	100.0	0	0.0	36.5	39.7
	Dodge	218	1 in 60 miles or 60 mins	31	218	100.0	0	0.0	7.2	7.9
	Faribault	151	1 in 60 miles or 60 mins	0	151	100.0	0	0.0	30.5	33.2
	Fillmore	112	1 in 60 miles or 60 mins	0	112	100.0	0	0.0	25.9	28.3
	Freeborn	668	1 in 60 miles or 60 mins	2	668	100.0	0	0.0	7.5	8.2
	Goodhue	227	1 in 60 miles or 60 mins	1	227	100.0	0	0.0	12.9	14.0
	Houston	192	1 in 60 miles or 60 mins	0	192	100.0	0	0.0	16.9	18.4
	Le Sueur	145	1 in 60 miles or 60 mins	0	145	100.0	0	0.0	13.5	14.7
	Martin	200	1 in 60 miles or 60 mins	0	167	83.5	33	16.5	52.5	57.2
	Mower	458	1 in 60 miles or 60 mins	2	458	100.0	0	0.0	8.1	8.8
	Nicollet	161	1 in 60 miles or 60 mins	0	161	100.0	0	0.0	14.1	15.4
	Olmsted	706	1 in 60 miles or 60 mins	127	706	100.0	0	0.0	4.2	4.8
	Rice	308	1 in 60 miles or 60 mins	3	308	100.0	0	0.0	8.8	9.6
	Steele	191	1 in 60 miles or 60 mins	5	191	100.0	0	0.0	6.6	7.1
	Wabasha	104	1 in 60 miles or 60 mins	0	104	100.0	0	0.0	23.6	25.8
	Waseca	106	1 in 60 miles or 60 mins	0	106	100.0	0	0.0	16.9	18.4
	Watonwan	131	1 in 60 miles or 60 mins	0	131	100.0	0	0.0	38.0	41.4
	Winona	247	1 in 60 miles or 60 mins	0	247	100.0	0	0.0	22.9	24.9
	Grand Totals		4,807	1 in 60 miles or 60 mins	176	4,774	99.3	33	0.7	14.2

Anesthesiology Physicians and Certified Registered Nurse Anesthetists/Engage by Medica/MNN014

July 2, 2024

Created by...
Medica

Engage by Medica MNN014
Anesthesiology Physicians and CRNA

935 providers at 43 locations

- All providers

Anesthesiology Physicians and CRNA

Employee Group

National Proxy Census (Engage by
Medica MNN014)

Provider Group

Engage by Medica MNN014
Anesthesiology Physicians and CRNA
(Medica Regional Service Area)

4,807 eligible locations

- ◆ With access (4,807)
- Without access (0)

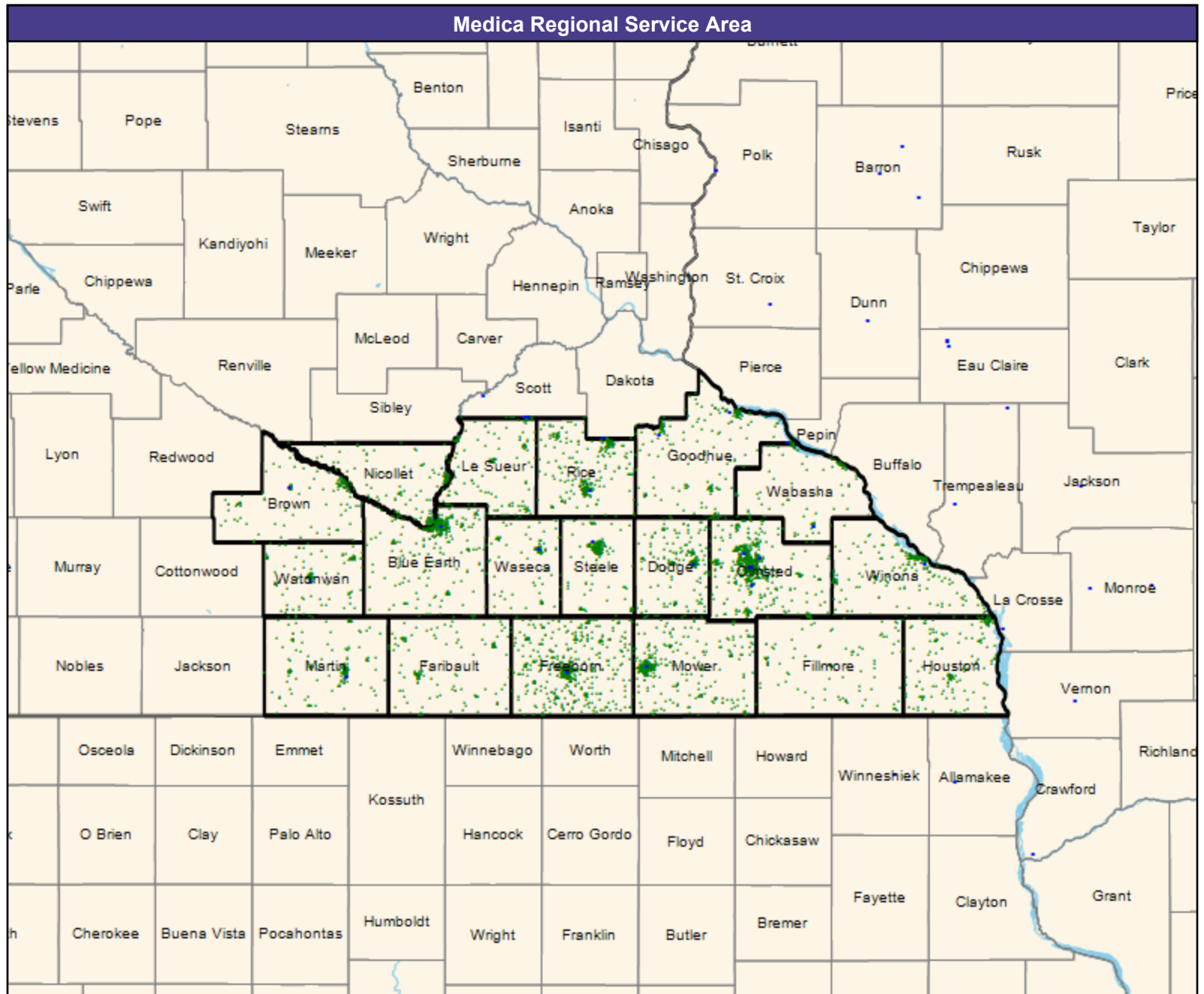
The Access Standard is defined as
(National Proxy Census (Engage by
Medica MNN014)) eligibles accessing:

1 (Engage by Medica MNN014
Anesthesiology Physicians and CRNA
(Medica Regional Service Area))
provider in 60 miles or 60 minutes

Service Areas

- Engage by Medica MNN014

35.03 miles



Access Detail By County

July 2, 2024

Created by...
Medica

Access Analysis
Anesthesiology Physicians and CRNA

Eligible / Provider Groups
National Proxy Census (Engage by
Medica MNN014)
Engage by Medica MNN014
Anesthesiology Physicians and
CRNA (Medica Regional Service
Area)

All Eligibles										
State Name	County	Eligible	Provider	Counts	With Access		Without Access		Average Distance	Average Time
		#	Standard	#	#	%	#	%	1	1
Minnesota	Blue Earth	347	1 in 60 miles or 60 mins	134	347	100.0	0	0.0	7.7	8.4
	Brown	135	1 in 60 miles or 60 mins	2	135	100.0	0	0.0	12.0	13.1
	Dodge	218	1 in 60 miles or 60 mins	1	218	100.0	0	0.0	7.2	7.9
	Faribault	151	1 in 60 miles or 60 mins	0	151	100.0	0	0.0	22.2	24.2
	Fillmore	112	1 in 60 miles or 60 mins	0	112	100.0	0	0.0	25.3	27.5
	Freeborn	668	1 in 60 miles or 60 mins	57	668	100.0	0	0.0	7.5	8.2
	Goodhue	227	1 in 60 miles or 60 mins	100	227	100.0	0	0.0	8.7	9.5
	Houston	192	1 in 60 miles or 60 mins	0	192	100.0	0	0.0	16.1	17.5
	Le Sueur	145	1 in 60 miles or 60 mins	0	145	100.0	0	0.0	11.9	12.9
	Martin	200	1 in 60 miles or 60 mins	47	200	100.0	0	0.0	8.2	8.9
	Mower	458	1 in 60 miles or 60 mins	55	458	100.0	0	0.0	8.1	8.8
	Nicollet	161	1 in 60 miles or 60 mins	0	161	100.0	0	0.0	11.8	12.8
	Olmsted	706	1 in 60 miles or 60 mins	1,163	706	100.0	0	0.0	4.1	4.6
	Rice	308	1 in 60 miles or 60 mins	1	308	100.0	0	0.0	5.4	5.9
	Steele	191	1 in 60 miles or 60 mins	5	191	100.0	0	0.0	6.5	7.1
	Wabasha	104	1 in 60 miles or 60 mins	3	104	100.0	0	0.0	9.6	10.5
	Waseca	106	1 in 60 miles or 60 mins	28	106	100.0	0	0.0	7.3	7.9
	Watsonwan	131	1 in 60 miles or 60 mins	17	131	100.0	0	0.0	8.7	9.5
Winona	247	1 in 60 miles or 60 mins	14	247	100.0	0	0.0	8.5	9.3	
Grand Totals		4,807	1 in 60 miles or 60 mins	1,627	4,807	100.0	0	0.0	8.7	9.5

Cardiac Surgery/Engage by Medica/MNN014

July 2, 2024

Created by...
Medica

Engage by Medica MNN014 Cardiac Surgery

359 providers at 55 locations

- All providers

Cardiac Surgery

Employee Group

National Proxy Census (Engage by Medica MNN014)

Provider Group

Engage by Medica MNN014 Cardiac Surgery (Medica Regional Service Area)

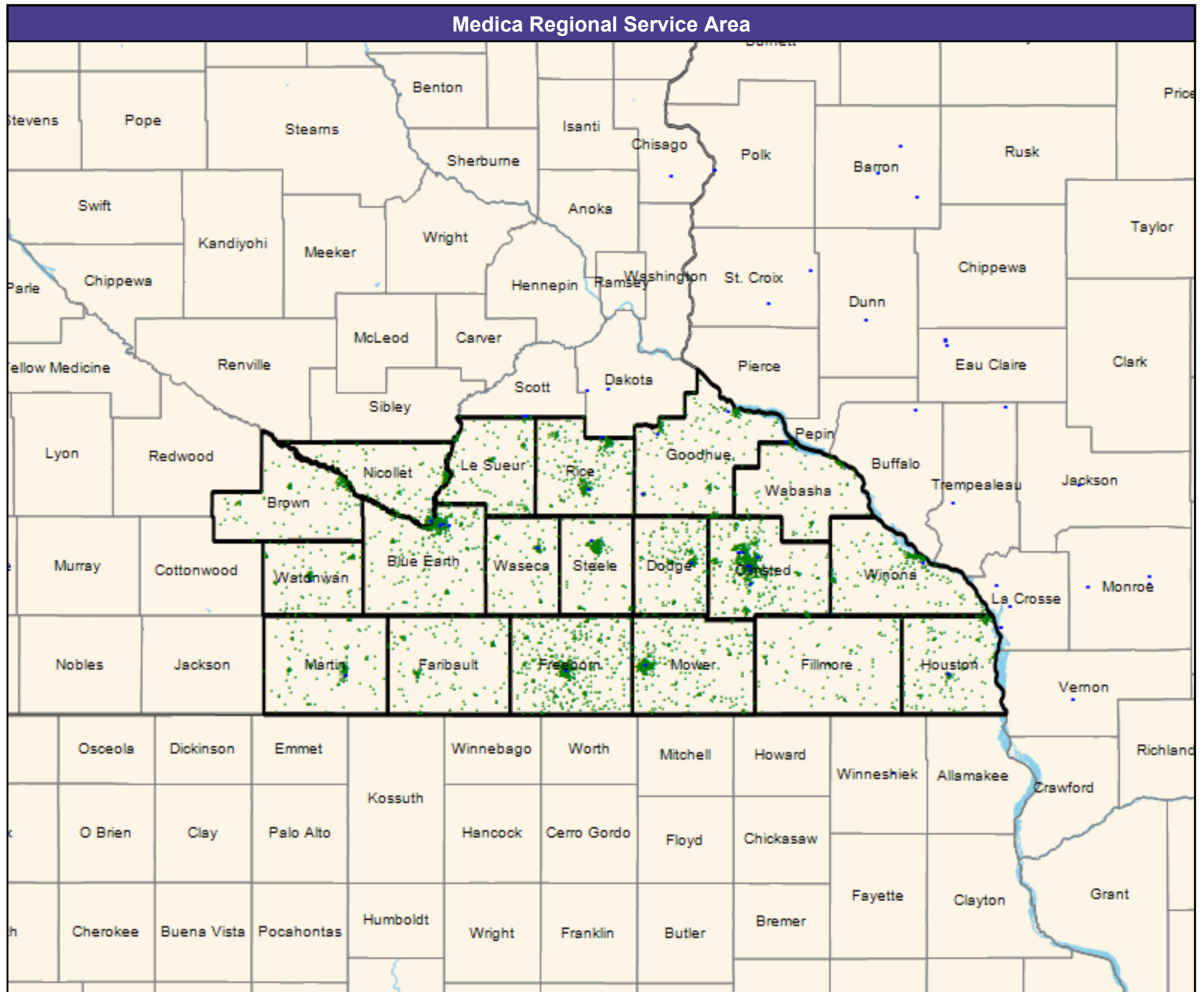
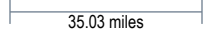
4,807 eligible locations

- ◆ With access (4,807)
- Without access (0)

The Access Standard is defined as (National Proxy Census (Engage by Medica MNN014)) eligibles accessing: 1 (Engage by Medica MNN014 Cardiac Surgery (Medica Regional Service Area)) provider in 60 miles or 60 minutes

Service Areas

- Engage by Medica MNN014



Access Detail By County

July 2, 2024

Created by...
Medica

Access Analysis
Cardiac Surgery
Eligible / Provider Groups
National Proxy Census (Engage by Medica MNN014)
Engage by Medica MNN014 Cardiac Surgery (Medica Regional Service Area)

All Eligibles										
State Name	County	Eligible	Provider	Counts	With Access		Without Access		Average Distance	Average Time
		#	Standard	#	#	%	#	%	1	1
Minnesota	Blue Earth	347	1 in 60 miles or 60 mins	225	347	100.0	0	0.0	6.9	7.5
	Brown	135	1 in 60 miles or 60 mins	0	135	100.0	0	0.0	26.2	28.6
	Dodge	218	1 in 60 miles or 60 mins	254	218	100.0	0	0.0	7.0	7.6
	Faribault	151	1 in 60 miles or 60 mins	0	151	100.0	0	0.0	22.1	24.1
	Fillmore	112	1 in 60 miles or 60 mins	0	112	100.0	0	0.0	23.6	25.7
	Freeborn	668	1 in 60 miles or 60 mins	108	668	100.0	0	0.0	7.5	8.2
	Goodhue	227	1 in 60 miles or 60 mins	335	227	100.0	0	0.0	7.1	7.8
	Houston	192	1 in 60 miles or 60 mins	4	192	100.0	0	0.0	7.6	8.2
	Le Sueur	145	1 in 60 miles or 60 mins	0	145	100.0	0	0.0	12.1	13.2
	Martin	200	1 in 60 miles or 60 mins	114	200	100.0	0	0.0	8.2	8.9
	Mower	458	1 in 60 miles or 60 mins	108	458	100.0	0	0.0	8.1	8.8
	Nicollet	161	1 in 60 miles or 60 mins	5	161	100.0	0	0.0	12.0	13.0
	Olmsted	706	1 in 60 miles or 60 mins	1,027	706	100.0	0	0.0	3.9	4.4
	Rice	308	1 in 60 miles or 60 mins	108	308	100.0	0	0.0	5.3	5.7
	Steele	191	1 in 60 miles or 60 mins	111	191	100.0	0	0.0	6.5	7.1
	Wabasha	104	1 in 60 miles or 60 mins	0	104	100.0	0	0.0	14.1	15.5
	Waseca	106	1 in 60 miles or 60 mins	111	106	100.0	0	0.0	7.2	7.9
	Watonwan	131	1 in 60 miles or 60 mins	111	131	100.0	0	0.0	8.7	9.5
Winona	247	1 in 60 miles or 60 mins	9	247	100.0	0	0.0	9.0	9.8	
Grand Totals		4,807	1 in 60 miles or 60 mins	2,630	4,807	100.0	0	0.0	8.7	9.5

Cardiovascular Disease/Engage by Medica/MNN014

July 2, 2024

Created by...
Medica

Engage by Medica MNN014
Cardiovascular Disease

359 providers at 55 locations

■ All providers

Cardiovascular Disease

Employee Group

National Proxy Census (Engage by
Medica MNN014)

Provider Group

Engage by Medica MNN014
Cardiovascular Disease (Medica
Regional Service Area)

4,807 eligible locations

◆ With access (4,807)

● Without access (0)

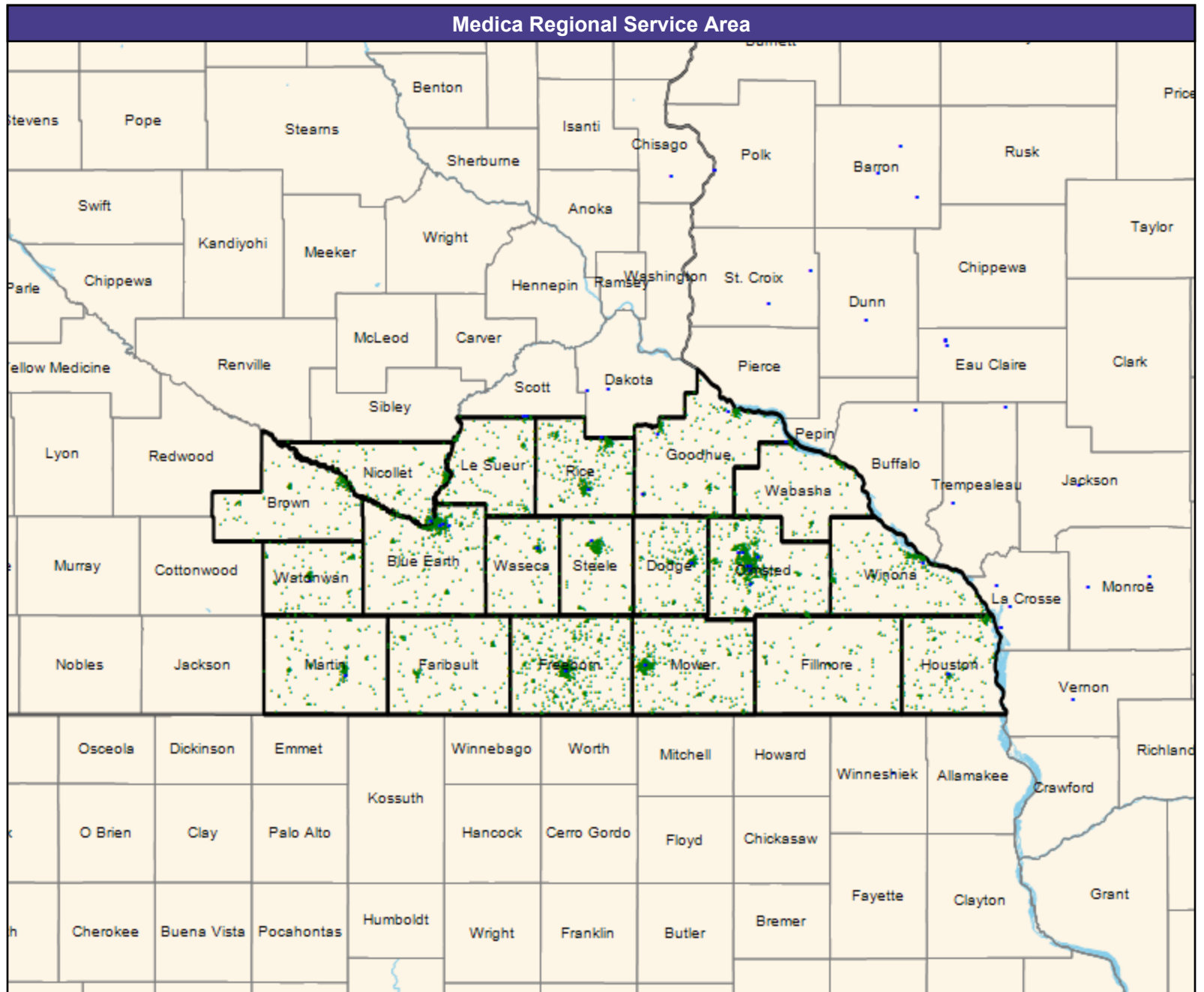
The Access Standard is defined as
(National Proxy Census (Engage by
Medica MNN014)) eligibles accessing:

1 (Engage by Medica MNN014
Cardiovascular Disease (Medica
Regional Service Area)) provider in 60
miles or 60 minutes

Service Areas

□ Engage by Medica MNN014

35.03 miles



Access Detail By County

July 2, 2024

Created by...
Medica

Access Analysis
Cardiovascular Disease
Eligible / Provider Groups
National Proxy Census (Engage by Medica MNN014)
Engage by Medica MNN014
Cardiovascular Disease (Medica Regional Service Area)

All Eligibles										
State Name	County	Eligible	Provider	Counts	With Access		Without Access		Average Distance	Average Time
		#	Standard	#	#	%	#	%	1	1
Minnesota	Blue Earth	347	1 in 60 miles or 60 mins	450	347	100.0	0	0.0	6.9	7.5
	Brown	135	1 in 60 miles or 60 mins	0	135	100.0	0	0.0	26.2	28.6
	Dodge	218	1 in 60 miles or 60 mins	508	218	100.0	0	0.0	7.0	7.6
	Faribault	151	1 in 60 miles or 60 mins	0	151	100.0	0	0.0	22.1	24.1
	Fillmore	112	1 in 60 miles or 60 mins	0	112	100.0	0	0.0	23.6	25.7
	Freeborn	668	1 in 60 miles or 60 mins	216	668	100.0	0	0.0	7.5	8.2
	Goodhue	227	1 in 60 miles or 60 mins	670	227	100.0	0	0.0	7.1	7.8
	Houston	192	1 in 60 miles or 60 mins	8	192	100.0	0	0.0	7.6	8.2
	Le Sueur	145	1 in 60 miles or 60 mins	0	145	100.0	0	0.0	12.1	13.2
	Martin	200	1 in 60 miles or 60 mins	228	200	100.0	0	0.0	8.2	8.9
	Mower	458	1 in 60 miles or 60 mins	216	458	100.0	0	0.0	8.1	8.8
	Nicollet	161	1 in 60 miles or 60 mins	10	161	100.0	0	0.0	12.0	13.0
	Olmsted	706	1 in 60 miles or 60 mins	2,054	706	100.0	0	0.0	3.9	4.4
	Rice	308	1 in 60 miles or 60 mins	216	308	100.0	0	0.0	5.3	5.7
	Steele	191	1 in 60 miles or 60 mins	222	191	100.0	0	0.0	6.5	7.1
	Wabasha	104	1 in 60 miles or 60 mins	0	104	100.0	0	0.0	14.1	15.5
	Waseca	106	1 in 60 miles or 60 mins	222	106	100.0	0	0.0	7.2	7.9
	Watsonwan	131	1 in 60 miles or 60 mins	222	131	100.0	0	0.0	8.7	9.5
	Winona	247	1 in 60 miles or 60 mins	18	247	100.0	0	0.0	9.0	9.8
Grand Totals		4,807	1 in 60 miles or 60 mins	5,260	4,807	100.0	0	0.0	8.7	9.5

Chiropractic Services/Engage by Medica/MNN014

July 2, 2024

Created by...
Medica

Engage by Medica MNN014 Chiropractic
1,882 providers at 1,381 locations

■ All providers

Chiropractic

Employee Group

National Proxy Census (Engage by Medica MNN014)

Provider Group

Engage by Medica MNN014
Chiropractic (Medica Regional Service Area)

4,807 eligible locations

◆ With access (4,807)

● Without access (0)

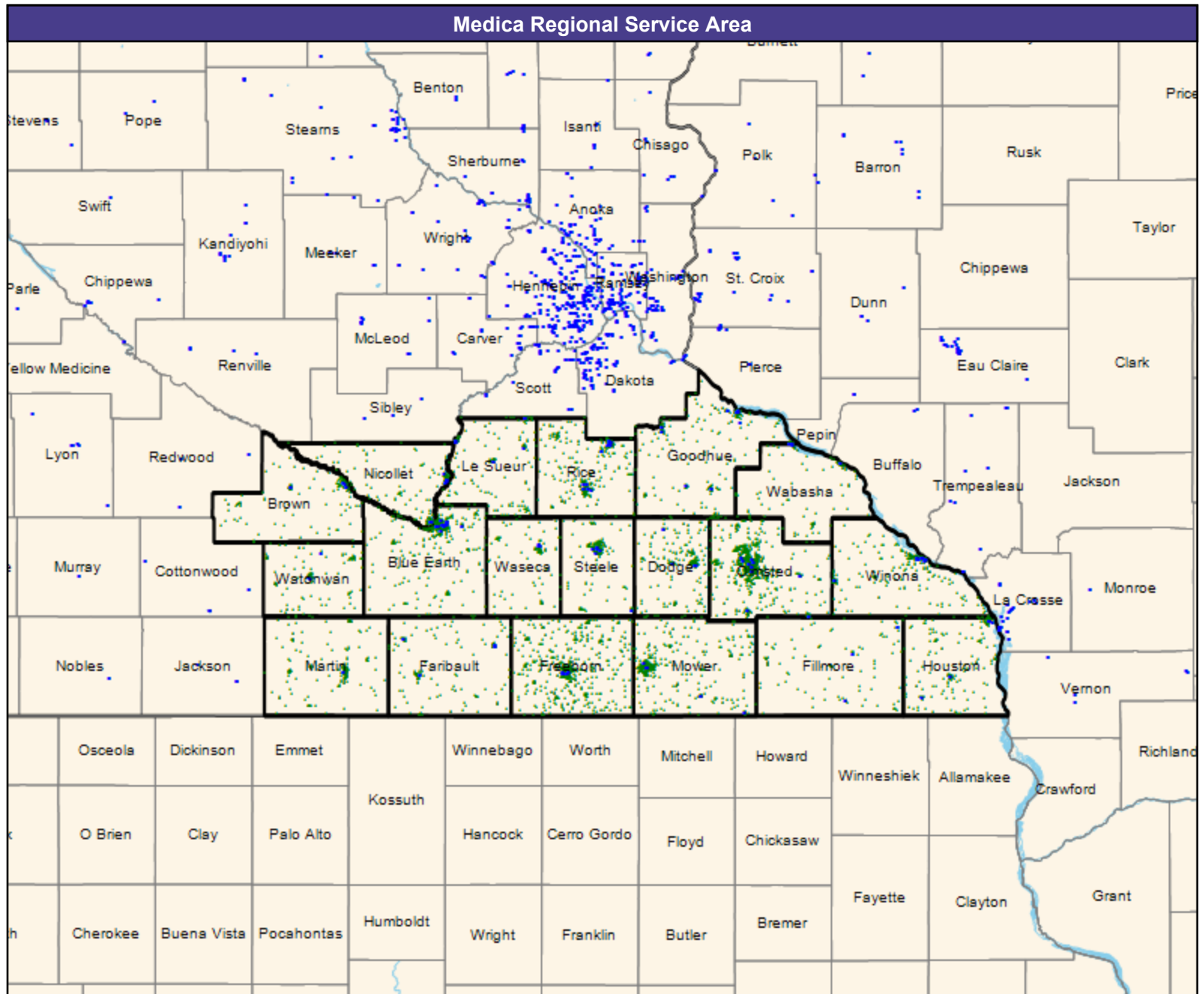
The Access Standard is defined as
(National Proxy Census (Engage by Medica MNN014)) eligibles accessing:

1 (Engage by Medica MNN014
Chiropractic (Medica Regional Service Area)) provider in 60 miles or 60 minutes

Service Areas

□ Engage by Medica MNN014

35.03 miles



Access Detail By County

July 2, 2024

Created by...
Medica

Access Analysis
Chiropractic

Eligible / Provider Groups
National Proxy Census (Engage by Medica MNN014)
Engage by Medica MNN014 Chiropractic (Medica Regional Service Area)

All Eligibles											
State Name	County	Eligible	Provider	Counts	With Access		Without Access		Average Distance	Average Time	
		#	Standard	#	#	%	#	%	1	1	
Minnesota	Blue Earth	347	1 in 60 miles or 60 mins	23	347	100.0	0	0.0	5.3	5.8	
	Brown	135	1 in 60 miles or 60 mins	8	135	100.0	0	0.0	5.2	5.6	
	Dodge	218	1 in 60 miles or 60 mins	8	218	100.0	0	0.0	4.2	4.5	
	Faribault	151	1 in 60 miles or 60 mins	6	151	100.0	0	0.0	6.2	6.7	
	Fillmore	112	1 in 60 miles or 60 mins	6	112	100.0	0	0.0	7.7	8.4	
	Freeborn	668	1 in 60 miles or 60 mins	8	668	100.0	0	0.0	6.2	6.7	
	Goodhue	227	1 in 60 miles or 60 mins	16	227	100.0	0	0.0	4.1	4.5	
	Houston	192	1 in 60 miles or 60 mins	8	192	100.0	0	0.0	4.8	5.2	
	Le Sueur	145	1 in 60 miles or 60 mins	11	145	100.0	0	0.0	5.0	5.4	
	Martin	200	1 in 60 miles or 60 mins	2	200	100.0	0	0.0	7.4	8.1	
	Mower	458	1 in 60 miles or 60 mins	9	458	100.0	0	0.0	4.5	4.8	
	Nicollet	161	1 in 60 miles or 60 mins	14	161	100.0	0	0.0	3.9	4.2	
	Olmsted	706	1 in 60 miles or 60 mins	13	706	100.0	0	0.0	3.0	3.5	
	Rice	308	1 in 60 miles or 60 mins	21	308	100.0	0	0.0	3.6	4.0	
	Steele	191	1 in 60 miles or 60 mins	7	191	100.0	0	0.0	3.2	3.4	
	Wabasha	104	1 in 60 miles or 60 mins	7	104	100.0	0	0.0	7.7	8.4	
	Waseca	106	1 in 60 miles or 60 mins	7	106	100.0	0	0.0	6.6	7.1	
	Watonwan	131	1 in 60 miles or 60 mins	3	131	100.0	0	0.0	6.6	7.1	
	Winona	247	1 in 60 miles or 60 mins	12	247	100.0	0	0.0	4.2	4.5	
	Grand Totals		4,807	1 in 60 miles or 60 mins	189	4,807	100.0	0	0.0	4.9	5.3

Colon and Rectal Surgery/Engage by Medica/MNN014

July 2, 2024

Created by...
Medica

Engage by Medica MNN014 Colon and Rectal Surgery

15 providers at 7 locations

- All providers

Colon and Rectal Surgery

Employee Group

National Proxy Census (Engage by Medica MNN014)

Provider Group

Engage by Medica MNN014 Colon and Rectal Surgery (Medica Regional Service Area)

4,807 eligible locations

- ◆ With access (3,668)
- Without access (1,139)

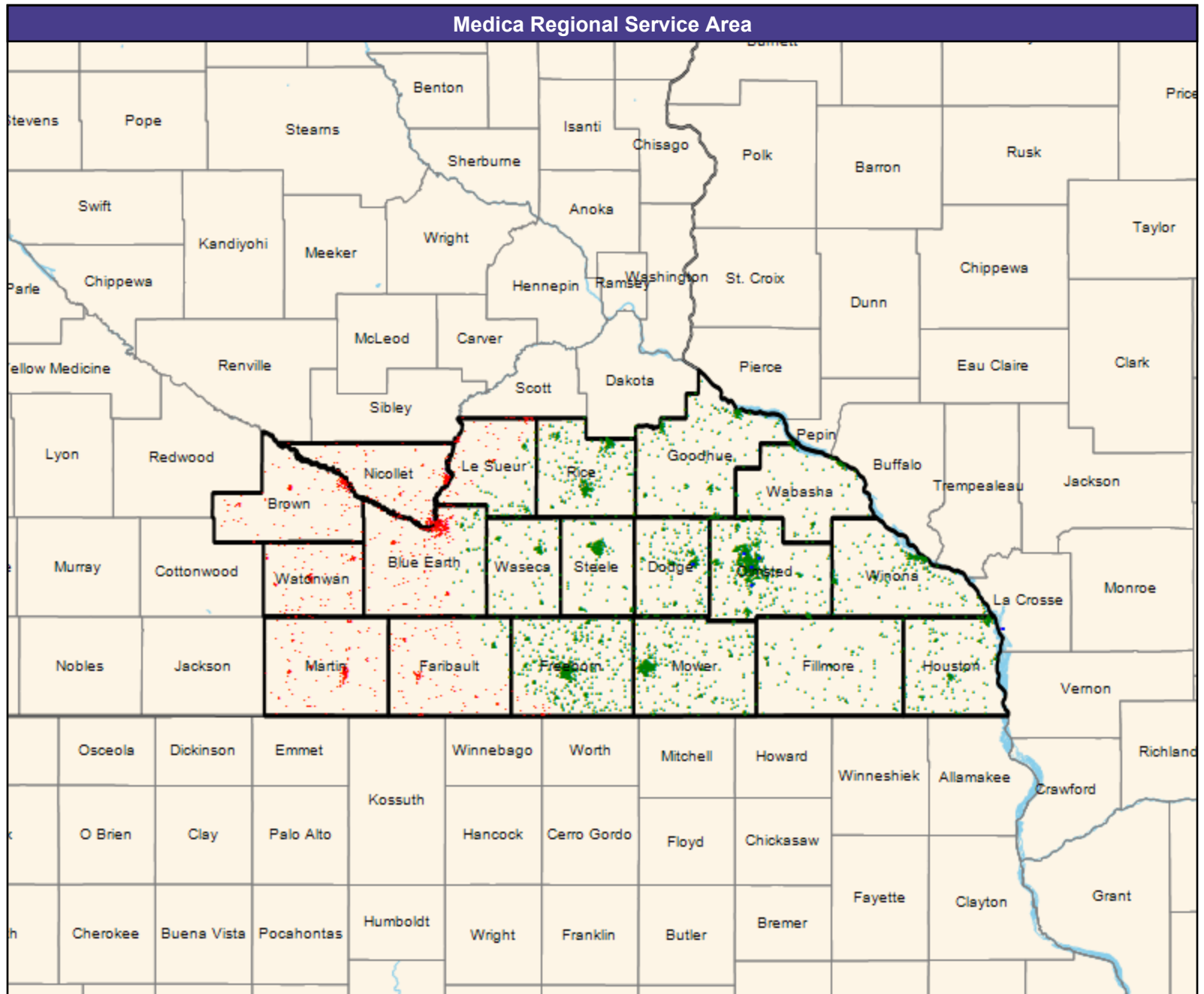
The Access Standard is defined as (National Proxy Census (Engage by Medica MNN014)) eligibles accessing:

1 (Engage by Medica MNN014 Colon and Rectal Surgery (Medica Regional Service Area)) provider in 60 miles or 60 minutes

Service Areas

- Engage by Medica MNN014

35.03 miles



Access Detail By County

July 2, 2024

Created by...
Medica

Access Analysis
Colon and Rectal Surgery
Eligible / Provider Groups
National Proxy Census (Engage by Medica MNN014)
Engage by Medica MNN014 Colon and Rectal Surgery (Medica Regional Service Area)

All Eligibles										
State Name	County	Eligible	Provider	Counts	With Access		Without Access		Average Distance	Average Time
		#	Standard	#	#	%	#	%	1	1
Minnesota	Blue Earth	347	1 in 60 miles or 60 mins	0	53	15.3	294	84.7	64.6	70.5
	Brown	135	1 in 60 miles or 60 mins	0	0	0.0	135	100.0	97.2	105.9
	Dodge	218	1 in 60 miles or 60 mins	13	218	100.0	0	0.0	7.5	8.2
	Faribault	151	1 in 60 miles or 60 mins	0	36	23.8	115	76.2	69.6	75.9
	Fillmore	112	1 in 60 miles or 60 mins	0	112	100.0	0	0.0	30.4	33.1
	Freeborn	668	1 in 60 miles or 60 mins	0	648	97.0	20	3.0	48.5	53.0
	Goodhue	227	1 in 60 miles or 60 mins	0	227	100.0	0	0.0	30.0	33.5
	Houston	192	1 in 60 miles or 60 mins	0	192	100.0	0	0.0	18.2	19.8
	Le Sueur	145	1 in 60 miles or 60 mins	0	63	43.4	82	56.6	59.8	65.2
	Martin	200	1 in 60 miles or 60 mins	0	0	0.0	200	100.0	94.7	103.3
	Mower	458	1 in 60 miles or 60 mins	0	458	100.0	0	0.0	29.5	32.2
	Nicollet	161	1 in 60 miles or 60 mins	0	0	0.0	161	100.0	72.1	78.6
	Olmsted	706	1 in 60 miles or 60 mins	53	706	100.0	0	0.0	4.2	4.8
	Rice	308	1 in 60 miles or 60 mins	0	307	99.7	1	0.3	43.2	47.1
	Steele	191	1 in 60 miles or 60 mins	0	191	100.0	0	0.0	26.1	28.4
	Wabasha	104	1 in 60 miles or 60 mins	0	104	100.0	0	0.0	26.3	28.8
	Waseca	106	1 in 60 miles or 60 mins	0	106	100.0	0	0.0	41.9	45.7
	Watonwan	131	1 in 60 miles or 60 mins	0	0	0.0	131	100.0	94.6	103.1
	Winona	247	1 in 60 miles or 60 mins	0	247	100.0	0	0.0	29.4	32.0
Grand Totals		4,807	1 in 60 miles or 60 mins	66	3,668	76.3	1,139	23.7	40.5	44.2

Dermatology/Engage by Medica/MNN014

July 2, 2024

Created by...
Medica

Engage by Medica MNN014 Dermatology

65 providers at 36 locations

■ All providers

Dermatology

Employee Group

National Proxy Census (Engage by Medica MNN014)

Provider Group

Engage by Medica MNN014 Dermatology (Medica Regional Service Area)

4,807 eligible locations

◆ With access (4,807)

● Without access (0)

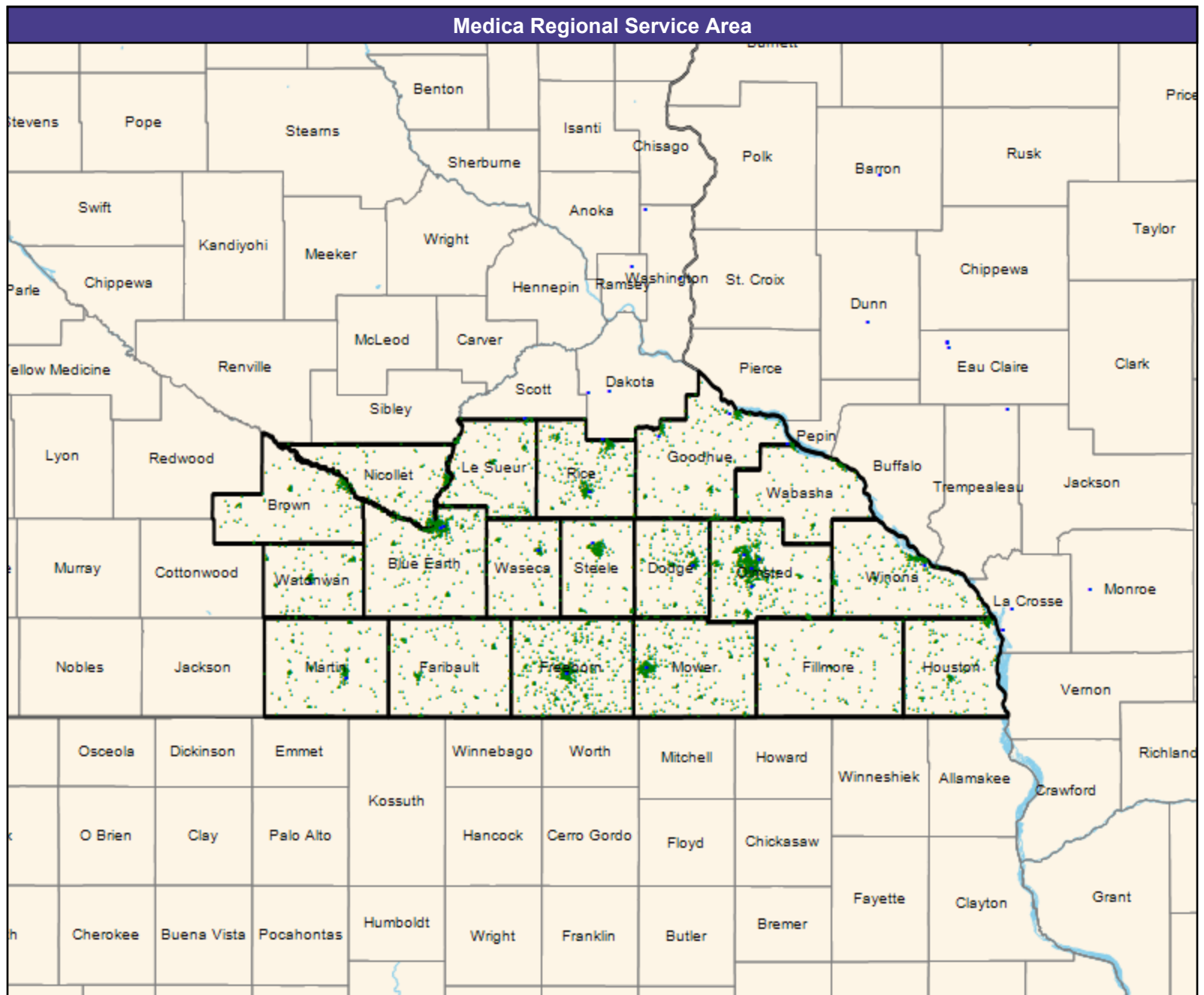
The Access Standard is defined as (National Proxy Census (Engage by Medica MNN014)) eligibles accessing:

1 (Engage by Medica MNN014 Dermatology (Medica Regional Service Area)) provider in 60 miles or 60 minutes

Service Areas

□ Engage by Medica MNN014

35.03 miles



Access Detail By County

July 2, 2024

Created by...
Medica

Access Analysis
Dermatology
Eligible / Provider Groups
National Proxy Census (Engage by Medica MNN014)
Engage by Medica MNN014
Dermatology (Medica Regional Service Area)

All Eligibles										
State Name	County	Eligible	Provider	Counts	With Access		Without Access		Average Distance	Average Time
		#	Standard	#	#	%	#	%	1	1
Minnesota	Blue Earth	347	1 in 60 miles or 60 mins	5	347	100.0	0	0.0	7.6	8.2
	Brown	135	1 in 60 miles or 60 mins	0	135	100.0	0	0.0	26.7	29.0
	Dodge	218	1 in 60 miles or 60 mins	38	218	100.0	0	0.0	7.2	7.9
	Faribault	151	1 in 60 miles or 60 mins	0	151	100.0	0	0.0	22.2	24.2
	Fillmore	112	1 in 60 miles or 60 mins	0	112	100.0	0	0.0	29.2	31.9
	Freeborn	668	1 in 60 miles or 60 mins	3	668	100.0	0	0.0	7.5	8.2
	Goodhue	227	1 in 60 miles or 60 mins	7	227	100.0	0	0.0	8.7	9.5
	Houston	192	1 in 60 miles or 60 mins	0	192	100.0	0	0.0	17.8	19.4
	Le Sueur	145	1 in 60 miles or 60 mins	0	145	100.0	0	0.0	12.5	13.5
	Martin	200	1 in 60 miles or 60 mins	2	200	100.0	0	0.0	8.2	8.9
	Mower	458	1 in 60 miles or 60 mins	3	458	100.0	0	0.0	8.1	8.8
	Nicollet	161	1 in 60 miles or 60 mins	0	161	100.0	0	0.0	13.6	14.8
	Olmsted	706	1 in 60 miles or 60 mins	153	706	100.0	0	0.0	4.2	4.8
	Rice	308	1 in 60 miles or 60 mins	2	308	100.0	0	0.0	5.5	5.9
	Steele	191	1 in 60 miles or 60 mins	2	191	100.0	0	0.0	6.5	7.1
	Wabasha	104	1 in 60 miles or 60 mins	0	104	100.0	0	0.0	14.2	15.5
	Waseca	106	1 in 60 miles or 60 mins	2	106	100.0	0	0.0	7.3	7.9
	Watonwan	131	1 in 60 miles or 60 mins	2	131	100.0	0	0.0	8.7	9.5
	Winona	247	1 in 60 miles or 60 mins	3	247	100.0	0	0.0	9.1	9.9
	Grand Totals	4,807	1 in 60 miles or 60 mins	222	4,807	100.0	0	0.0	9.5	10.4

Endocrinology/Engage by Medica/MNN014

July 2, 2024

Created by...
Medica

Engage by Medica MNN014
Endocrinology

57 providers at 31 locations

■ All providers

Endocrinology

Employee Group

National Proxy Census (Engage by
Medica MNN014)

Provider Group

Engage by Medica MNN014
Endocrinology (Medica Regional
Service Area)

4,807 eligible locations

◆ With access (4,774)

● Without access (33)

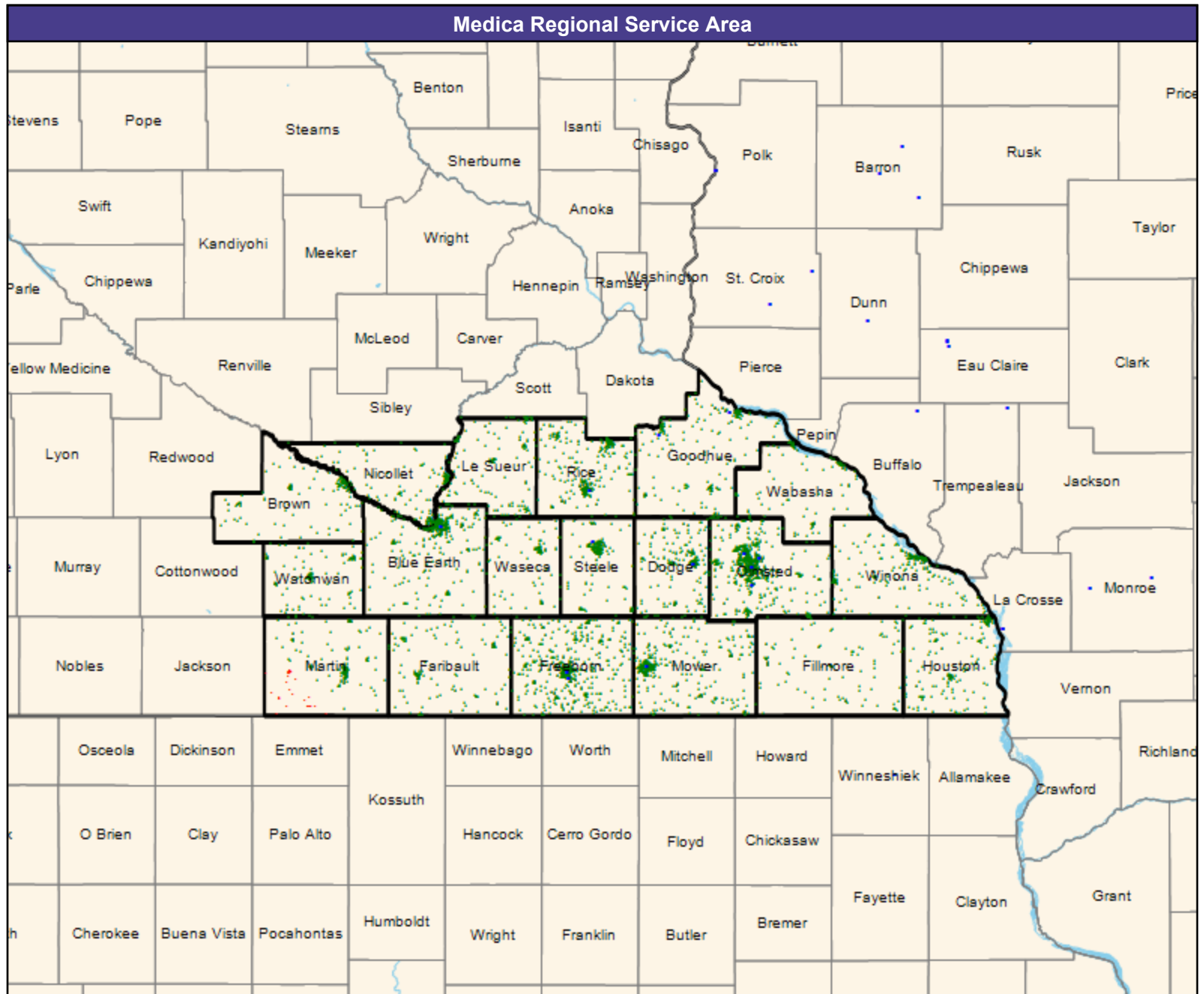
The Access Standard is defined as
(National Proxy Census (Engage by
Medica MNN014)) eligibles accessing:

1 (Engage by Medica MNN014
Endocrinology (Medica Regional
Service Area)) provider in 60 miles or
60 minutes

Service Areas

□ Engage by Medica MNN014

35.03 miles



Access Detail By County

July 2, 2024

Created by...
Medica

Access Analysis
Endocrinology
Eligible / Provider Groups
National Proxy Census (Engage by
Medica MNN014)
Engage by Medica MNN014
Endocrinology (Medica Regional
Service Area)

All Eligibles										
State Name	County	Eligible	Provider	Counts	With Access		Without Access		Average Distance	Average Time
		#	Standard	#	#	%	#	%	1	1
Minnesota	Blue Earth	347	1 in 60 miles or 60 mins	2	347	100.0	0	0.0	8.0	8.7
	Brown	135	1 in 60 miles or 60 mins	0	135	100.0	0	0.0	36.5	39.7
	Dodge	218	1 in 60 miles or 60 mins	42	218	100.0	0	0.0	7.2	7.9
	Faribault	151	1 in 60 miles or 60 mins	0	151	100.0	0	0.0	30.4	33.1
	Fillmore	112	1 in 60 miles or 60 mins	0	112	100.0	0	0.0	25.9	28.3
	Freeborn	668	1 in 60 miles or 60 mins	4	668	100.0	0	0.0	7.1	7.8
	Goodhue	227	1 in 60 miles or 60 mins	6	227	100.0	0	0.0	9.3	10.1
	Houston	192	1 in 60 miles or 60 mins	0	192	100.0	0	0.0	16.9	18.4
	Le Sueur	145	1 in 60 miles or 60 mins	0	145	100.0	0	0.0	22.4	24.4
	Martin	200	1 in 60 miles or 60 mins	0	167	83.5	33	16.5	52.5	57.2
	Mower	458	1 in 60 miles or 60 mins	3	458	100.0	0	0.0	8.1	8.8
	Nicollet	161	1 in 60 miles or 60 mins	0	161	100.0	0	0.0	14.1	15.4
	Olmsted	706	1 in 60 miles or 60 mins	168	706	100.0	0	0.0	4.2	4.8
	Rice	308	1 in 60 miles or 60 mins	4	308	100.0	0	0.0	9.6	10.4
	Steele	191	1 in 60 miles or 60 mins	6	191	100.0	0	0.0	6.6	7.1
	Wabasha	104	1 in 60 miles or 60 mins	0	104	100.0	0	0.0	22.2	24.3
	Waseca	106	1 in 60 miles or 60 mins	0	106	100.0	0	0.0	16.9	18.4
	Watonwan	131	1 in 60 miles or 60 mins	0	131	100.0	0	0.0	38.0	41.4
	Winona	247	1 in 60 miles or 60 mins	0	247	100.0	0	0.0	29.3	32.0
	Grand Totals		4,807	1 in 60 miles or 60 mins	235	4,774	99.3	33	0.7	14.6

Gastroenterology/Engage by Medica/MNN014

July 2, 2024

Created by...
Medica

Engage by Medica MNN014
Gastroenterology

140 providers at 28 locations

- All providers

Gastroenterology

Employee Group

National Proxy Census (Engage by
Medica MNN014)

Provider Group

Engage by Medica MNN014
Gastroenterology (Medica Regional
Service Area)

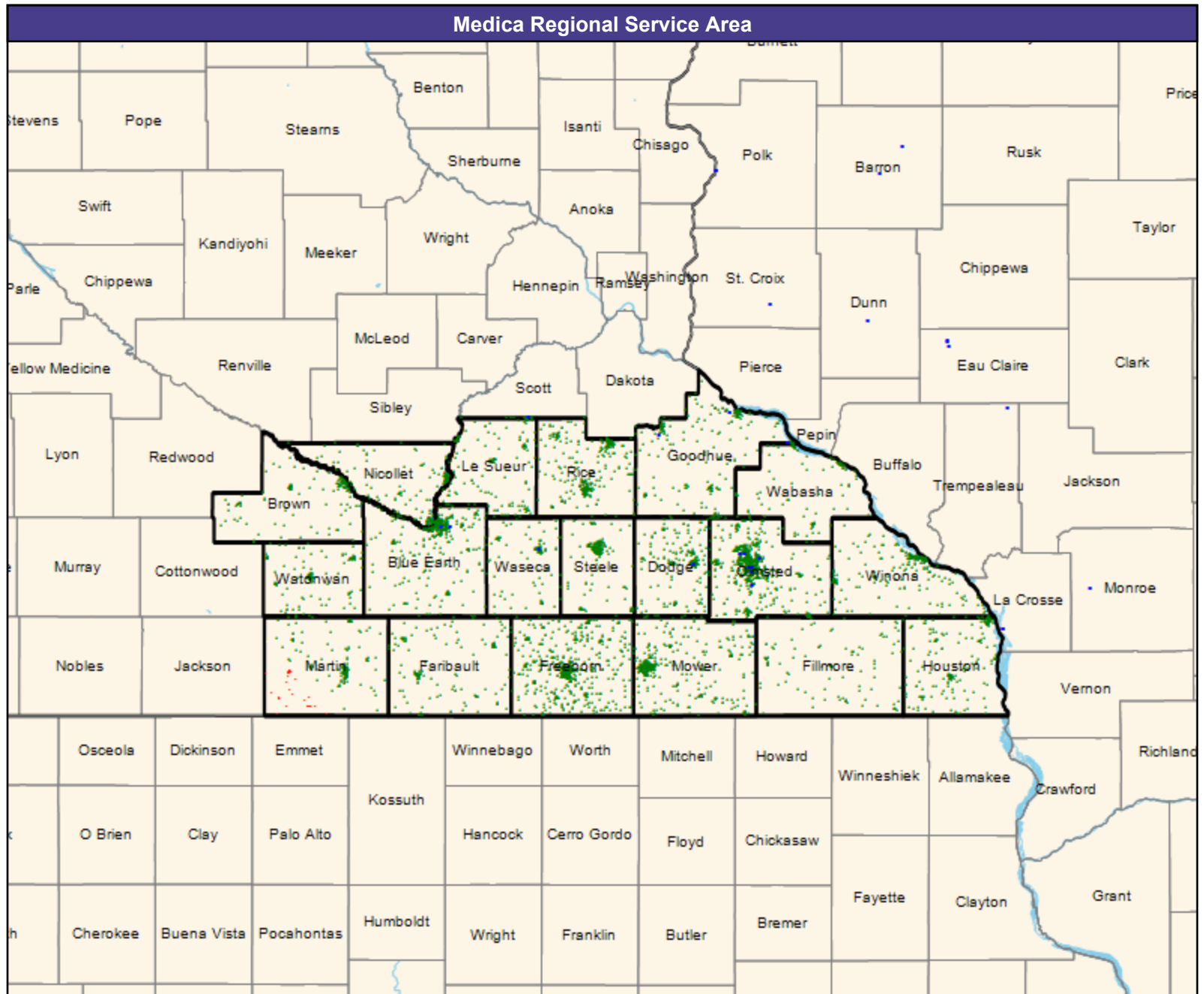

4,807 eligible locations

- ◆ With access (4,774)
- Without access (33)

The Access Standard is defined as
(National Proxy Census (Engage by
Medica MNN014)) eligibles accessing:
1 (Engage by Medica MNN014
Gastroenterology (Medica Regional
Service Area)) provider in 60 miles or
60 minutes

Service Areas

- Engage by Medica MNN014



Access Detail By County

July 2, 2024

Created by...
Medica

Access Analysis
Gastroenterology
Eligible / Provider Groups
National Proxy Census (Engage by Medica MNN014)
Engage by Medica MNN014
Gastroenterology (Medica Regional Service Area)

All Eligibles										
State Name	County	Eligible	Provider	Counts	With Access		Without Access		Average Distance	Average Time
		#	Standard	#	#	%	#	%	1	1
Minnesota	Blue Earth	347	1 in 60 miles or 60 mins	20	347	100.0	0	0.0	7.5	8.2
	Brown	135	1 in 60 miles or 60 mins	0	135	100.0	0	0.0	36.5	39.7
	Dodge	218	1 in 60 miles or 60 mins	120	218	100.0	0	0.0	7.5	8.2
	Faribault	151	1 in 60 miles or 60 mins	0	151	100.0	0	0.0	35.7	38.9
	Fillmore	112	1 in 60 miles or 60 mins	0	112	100.0	0	0.0	30.4	33.1
	Freeborn	668	1 in 60 miles or 60 mins	0	668	100.0	0	0.0	32.9	35.9
	Goodhue	227	1 in 60 miles or 60 mins	4	227	100.0	0	0.0	8.8	9.7
	Houston	192	1 in 60 miles or 60 mins	0	192	100.0	0	0.0	18.2	19.8
	Le Sueur	145	1 in 60 miles or 60 mins	0	145	100.0	0	0.0	12.4	13.5
	Martin	200	1 in 60 miles or 60 mins	0	167	83.5	33	16.5	52.5	57.2
	Mower	458	1 in 60 miles or 60 mins	0	458	100.0	0	0.0	29.5	32.2
	Nicollet	161	1 in 60 miles or 60 mins	0	161	100.0	0	0.0	14.1	15.3
	Olmsted	706	1 in 60 miles or 60 mins	486	706	100.0	0	0.0	3.9	4.4
	Rice	308	1 in 60 miles or 60 mins	0	308	100.0	0	0.0	18.3	19.9
	Steele	191	1 in 60 miles or 60 mins	0	191	100.0	0	0.0	16.6	18.1
	Wabasha	104	1 in 60 miles or 60 mins	0	104	100.0	0	0.0	14.2	15.6
	Waseca	106	1 in 60 miles or 60 mins	1	106	100.0	0	0.0	7.2	7.9
	Watonwan	131	1 in 60 miles or 60 mins	0	131	100.0	0	0.0	38.0	41.4
	Winona	247	1 in 60 miles or 60 mins	0	247	100.0	0	0.0	29.4	32.0
	Grand Totals	4,807	1 in 60 miles or 60 mins	631	4,774	99.3	33	0.7	20.7	22.6

General Surgery/Engage by Medica/MNN014

July 2, 2024

Created by...
Medica

Engage by Medica MNN014 General Surgery

159 providers at 58 locations

- All providers

General Surgery

Employee Group

National Proxy Census (Engage by Medica MNN014)

Provider Group

Engage by Medica MNN014 General Surgery (Medica Regional Service Area)

4,807 eligible locations

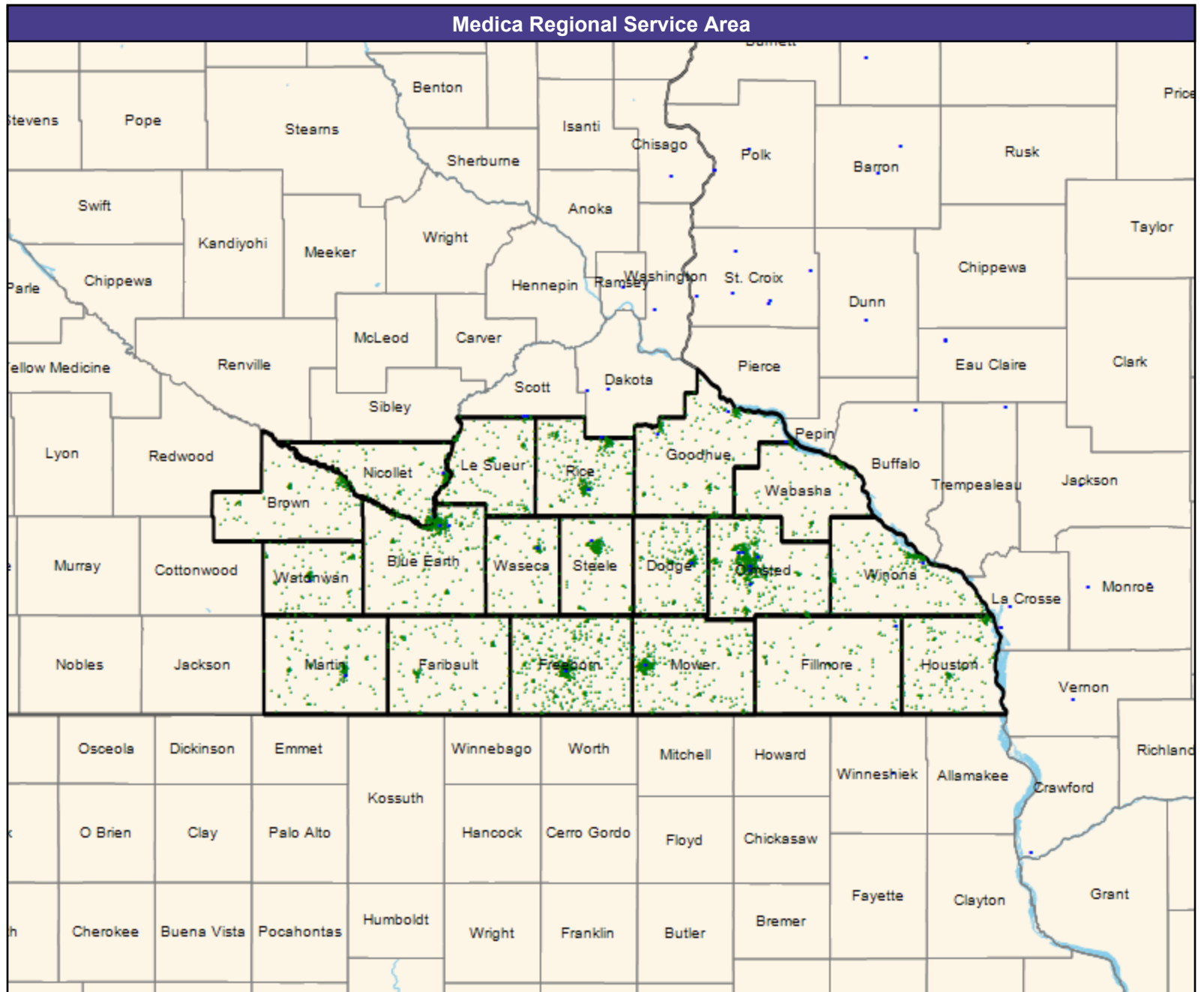

- ◆ With access (4,807)
- Without access (0)

The Access Standard is defined as (National Proxy Census (Engage by Medica MNN014)) eligibles accessing:

1 (Engage by Medica MNN014 General Surgery (Medica Regional Service Area)) provider in 60 miles or 60 minutes

Service Areas

- Engage by Medica MNN014



Access Detail By County

July 2, 2024

Created by...
Medica

Access Analysis
 General Surgery
 Eligible / Provider Groups
 National Proxy Census (Engage by
 Medica MNN014)
 Engage by Medica MNN014
 General Surgery (Medica Regional
 Service Area)

		All Eligibles									
State Name	County	Eligible	Provider	Counts	With Access		Without Access		Average Distance	Average Time	
		#	Standard	#	#	%	#	%	1	1	
Minnesota	Blue Earth	347	1 in 60 miles or 60 mins	41	347	100.0	0	0.0	7.3	8.0	
	Brown	135	1 in 60 miles or 60 mins	0	135	100.0	0	0.0	25.8	28.0	
	Dodge	218	1 in 60 miles or 60 mins	68	218	100.0	0	0.0	7.2	7.9	
	Faribault	151	1 in 60 miles or 60 mins	0	151	100.0	0	0.0	22.1	24.1	
	Fillmore	112	1 in 60 miles or 60 mins	1	112	100.0	0	0.0	19.5	21.3	
	Freeborn	668	1 in 60 miles or 60 mins	15	668	100.0	0	0.0	7.5	8.2	
	Goodhue	227	1 in 60 miles or 60 mins	41	227	100.0	0	0.0	8.6	9.4	
	Houston	192	1 in 60 miles or 60 mins	0	192	100.0	0	0.0	14.7	16.0	
	Le Sueur	145	1 in 60 miles or 60 mins	0	145	100.0	0	0.0	9.9	10.7	
	Martin	200	1 in 60 miles or 60 mins	15	200	100.0	0	0.0	8.2	8.9	
	Mower	458	1 in 60 miles or 60 mins	15	458	100.0	0	0.0	8.1	8.8	
	Nicollet	161	1 in 60 miles or 60 mins	1	161	100.0	0	0.0	8.5	9.3	
	Olmsted	706	1 in 60 miles or 60 mins	275	706	100.0	0	0.0	4.0	4.5	
	Rice	308	1 in 60 miles or 60 mins	5	308	100.0	0	0.0	5.4	5.9	
	Steele	191	1 in 60 miles or 60 mins	15	191	100.0	0	0.0	6.5	7.1	
	Wabasha	104	1 in 60 miles or 60 mins	0	104	100.0	0	0.0	14.1	15.5	
	Waseca	106	1 in 60 miles or 60 mins	7	106	100.0	0	0.0	7.2	7.9	
	Watonwan	131	1 in 60 miles or 60 mins	1	131	100.0	0	0.0	8.7	9.5	
	Winona	247	1 in 60 miles or 60 mins	6	247	100.0	0	0.0	8.6	9.4	
	Grand Totals	4,807	1 in 60 miles or 60 mins	506	4,807	100.0	0	0.0	8.8	9.6	

Genetics/Engage by Medica/MNN014

July 2, 2024

Created by...
Medica

Engage by Medica MNN014 Genetics

34 providers at 18 locations

■ All providers

Genetics

Employee Group

National Proxy Census (Engage by Medica MNN014)

Provider Group

Engage by Medica MNN014 Genetics (Medica Regional Service Area)

4,807 eligible locations

◆ With access (4,807)

● Without access (0)

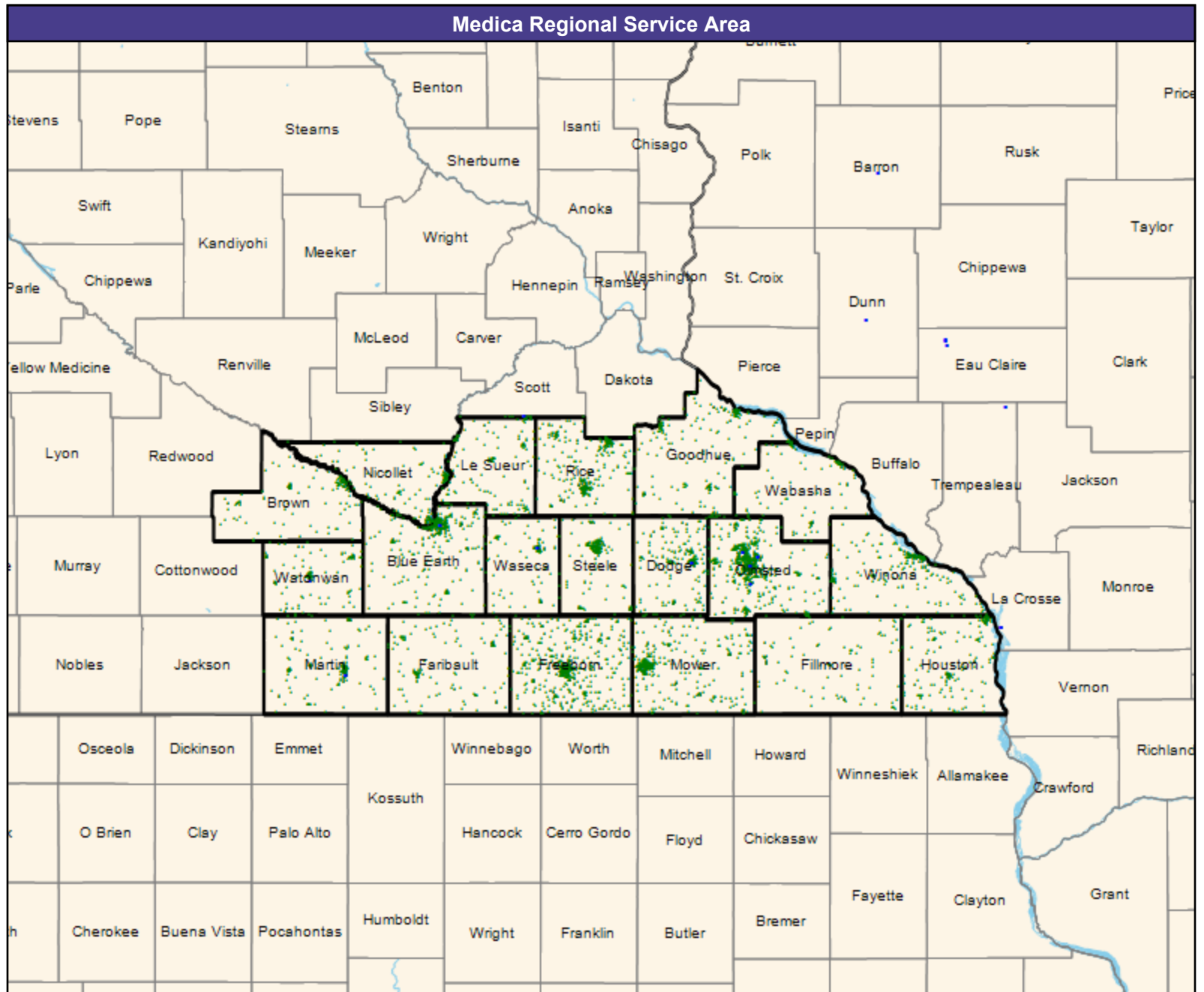
The Access Standard is defined as (National Proxy Census (Engage by Medica MNN014)) eligibles accessing:

1 (Engage by Medica MNN014 Genetics (Medica Regional Service Area)) provider in 60 miles or 60 minutes

Service Areas

□ Engage by Medica MNN014

35.03 miles



Access Detail By County

July 2, 2024

Created by...
Medica

Access Analysis
Genetics
Eligible / Provider Groups
National Proxy Census (Engage by
Medica MNN014)
Engage by Medica MNN014
Genetics (Medica Regional Service
Area)

All Eligibles										
State Name	County	Eligible	Provider	Counts	With Access		Without Access		Average Distance	Average Time
		#	Standard	#	#	%	#	%	1	1
Minnesota	Blue Earth	347	1 in 60 miles or 60 mins	7	347	100.0	0	0.0	7.8	8.4
	Brown	135	1 in 60 miles or 60 mins	0	135	100.0	0	0.0	26.7	29.0
	Dodge	218	1 in 60 miles or 60 mins	25	218	100.0	0	0.0	7.5	8.2
	Faribault	151	1 in 60 miles or 60 mins	0	151	100.0	0	0.0	25.3	27.6
	Fillmore	112	1 in 60 miles or 60 mins	0	112	100.0	0	0.0	30.4	33.1
	Freeborn	668	1 in 60 miles or 60 mins	0	668	100.0	0	0.0	32.9	35.9
	Goodhue	227	1 in 60 miles or 60 mins	0	227	100.0	0	0.0	29.6	33.0
	Houston	192	1 in 60 miles or 60 mins	0	192	100.0	0	0.0	18.2	19.8
	Le Sueur	145	1 in 60 miles or 60 mins	0	145	100.0	0	0.0	12.6	13.7
	Martin	200	1 in 60 miles or 60 mins	6	200	100.0	0	0.0	8.2	8.9
	Mower	458	1 in 60 miles or 60 mins	0	458	100.0	0	0.0	29.5	32.2
	Nicollet	161	1 in 60 miles or 60 mins	0	161	100.0	0	0.0	13.7	14.9
	Olmsted	706	1 in 60 miles or 60 mins	100	706	100.0	0	0.0	4.2	4.8
	Rice	308	1 in 60 miles or 60 mins	0	308	100.0	0	0.0	22.2	24.1
	Steele	191	1 in 60 miles or 60 mins	0	191	100.0	0	0.0	16.6	18.1
	Wabasha	104	1 in 60 miles or 60 mins	0	104	100.0	0	0.0	26.1	28.5
	Waseca	106	1 in 60 miles or 60 mins	6	106	100.0	0	0.0	7.3	7.9
	Watonwan	131	1 in 60 miles or 60 mins	6	131	100.0	0	0.0	8.7	9.5
	Winona	247	1 in 60 miles or 60 mins	0	247	100.0	0	0.0	29.4	32.0
	Grand Totals		4,807	1 in 60 miles or 60 mins	150	4,807	100.0	0	0.0	19.0

Infectious Disease/Engage by Medica/MNN014

July 2, 2024

Created by...
Medica

Engage by Medica MNN014 Infectious Disease

48 providers at 27 locations

- All providers

Infectious Disease

Employee Group

National Proxy Census (Engage by Medica MNN014)

Provider Group

Engage by Medica MNN014 Infectious Disease (Medica Regional Service Area)

4,807 eligible locations

- ◆ With access (4,807)
- Without access (0)

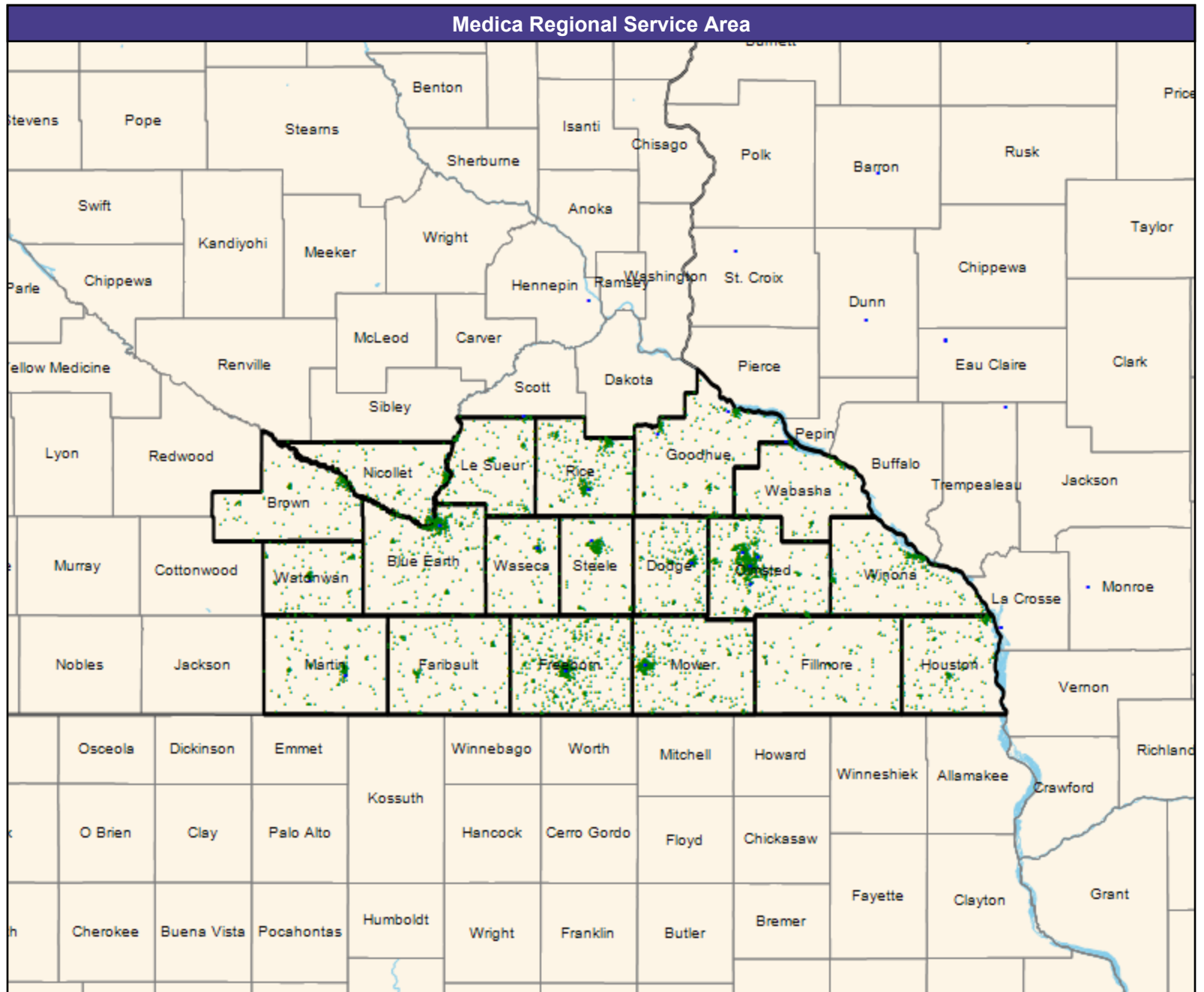
The Access Standard is defined as (National Proxy Census (Engage by Medica MNN014)) eligibles accessing:

1 (Engage by Medica MNN014 Infectious Disease (Medica Regional Service Area)) provider in 60 miles or 60 minutes

Service Areas

- Engage by Medica MNN014

35.03 miles



Access Detail By County

July 2, 2024

Created by...
Medica

Access Analysis
 Infectious Disease
 Eligible / Provider Groups
 National Proxy Census (Engage by
 Medica MNN014)
 Engage by Medica MNN014
 Infectious Disease (Medica Regional
 Service Area)

All Eligibles										
State Name	County	Eligible	Provider	Counts	With Access		Without Access		Average Distance	Average Time
		#	Standard	#	#	%	#	%	1	1
Minnesota	Blue Earth	347	1 in 60 miles or 60 mins	28	347	100.0	0	0.0	7.8	8.4
	Brown	135	1 in 60 miles or 60 mins	0	135	100.0	0	0.0	26.7	29.0
	Dodge	218	1 in 60 miles or 60 mins	35	218	100.0	0	0.0	7.2	7.9
	Faribault	151	1 in 60 miles or 60 mins	0	151	100.0	0	0.0	22.2	24.2
	Fillmore	112	1 in 60 miles or 60 mins	0	112	100.0	0	0.0	30.4	33.1
	Freeborn	668	1 in 60 miles or 60 mins	9	668	100.0	0	0.0	7.5	8.2
	Goodhue	227	1 in 60 miles or 60 mins	12	227	100.0	0	0.0	8.7	9.5
	Houston	192	1 in 60 miles or 60 mins	0	192	100.0	0	0.0	18.2	19.8
	Le Sueur	145	1 in 60 miles or 60 mins	0	145	100.0	0	0.0	12.6	13.7
	Martin	200	1 in 60 miles or 60 mins	6	200	100.0	0	0.0	8.2	8.9
	Mower	458	1 in 60 miles or 60 mins	9	458	100.0	0	0.0	8.1	8.8
	Nicollet	161	1 in 60 miles or 60 mins	0	161	100.0	0	0.0	13.7	14.9
	Olmsted	706	1 in 60 miles or 60 mins	139	706	100.0	0	0.0	4.2	4.8
	Rice	308	1 in 60 miles or 60 mins	2	308	100.0	0	0.0	8.4	9.1
	Steele	191	1 in 60 miles or 60 mins	2	191	100.0	0	0.0	6.5	7.1
	Wabasha	104	1 in 60 miles or 60 mins	0	104	100.0	0	0.0	14.2	15.6
	Waseca	106	1 in 60 miles or 60 mins	5	106	100.0	0	0.0	7.3	7.9
	Watonwan	131	1 in 60 miles or 60 mins	5	131	100.0	0	0.0	8.7	9.5
	Winona	247	1 in 60 miles or 60 mins	0	247	100.0	0	0.0	29.4	32.0
	Grand Totals	4,807	1 in 60 miles or 60 mins	252	4,807	100.0	0	0.0	10.8	11.8

Mammography/Engage by Medica/MNN014

July 2, 2024

Created by...
Medica

Engage by Medica MNN014
Mammography

23 providers at 24 locations

- All providers

Mammography

Employee Group

National Proxy Census (Engage by Medica MNN014)

Provider Group

Engage by Medica MNN014
Mammography (Medica Regional Service Area)

4,807 eligible locations

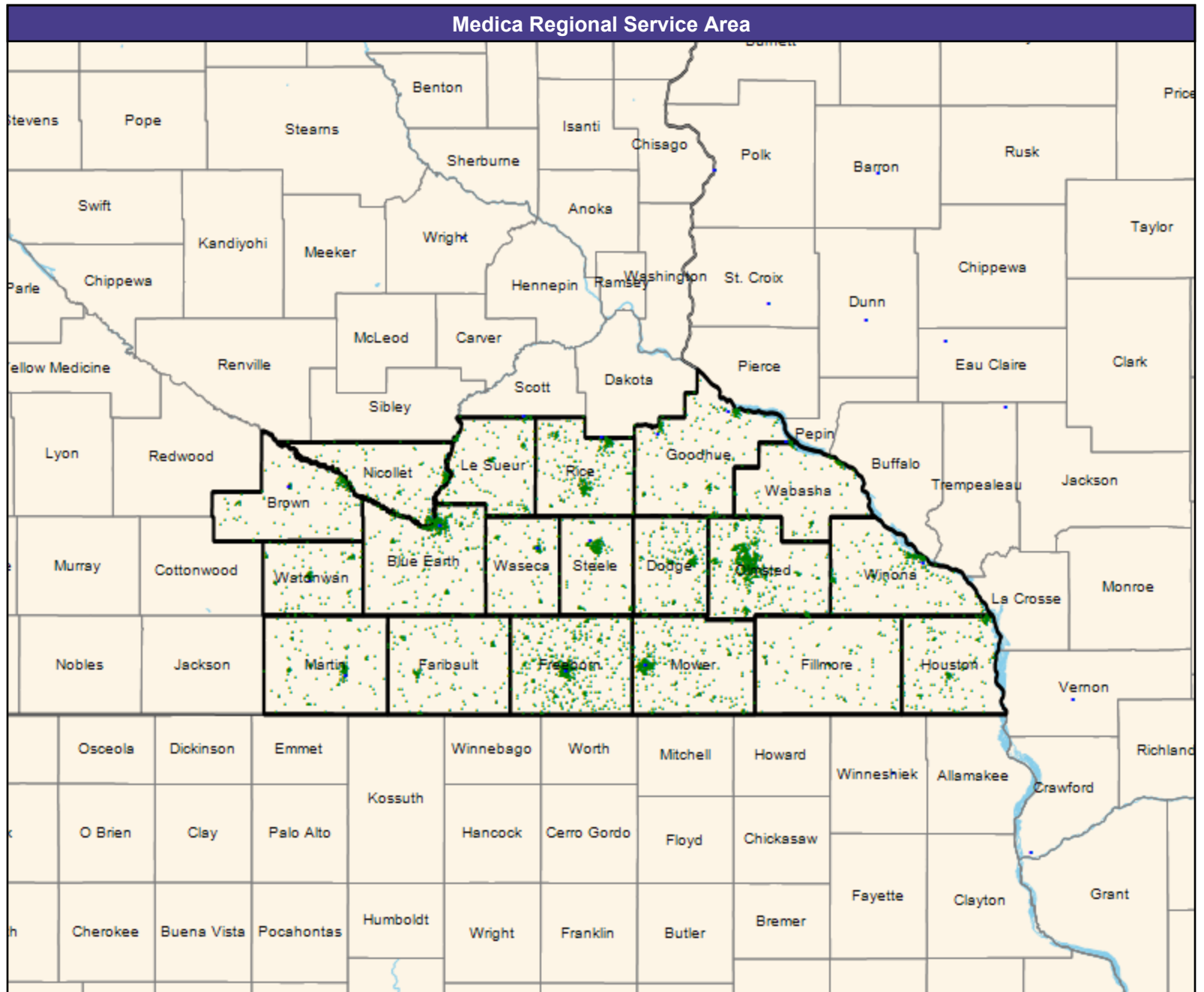

- ◆ With access (4,807)
- Without access (0)

The Access Standard is defined as
(National Proxy Census (Engage by Medica MNN014)) eligibles accessing:

1 (Engage by Medica MNN014
Mammography (Medica Regional Service Area)) provider in 60 miles or 60 minutes

Service Areas

- Engage by Medica MNN014



Access Detail By County

July 2, 2024

Created by...
Medica

Access Analysis
Mammography
Eligible / Provider Groups
National Proxy Census (Engage by Medica MNN014)
Engage by Medica MNN014
Mammography (Medica Regional Service Area)

All Eligibles										
State Name	County	Eligible	Provider	Counts	With Access		Without Access		Average Distance	Average Time
		#	Standard	#	#	%	#	%	1	1
Minnesota	Blue Earth	347	1 in 60 miles or 60 mins	1	347	100.0	0	0.0	7.7	8.4
	Brown	135	1 in 60 miles or 60 mins	1	135	100.0	0	0.0	12.0	13.1
	Dodge	218	1 in 60 miles or 60 mins	0	218	100.0	0	0.0	23.6	25.7
	Faribault	151	1 in 60 miles or 60 mins	0	151	100.0	0	0.0	22.2	24.2
	Fillmore	112	1 in 60 miles or 60 mins	0	112	100.0	0	0.0	30.6	33.4
	Freeborn	668	1 in 60 miles or 60 mins	1	668	100.0	0	0.0	7.5	8.2
	Goodhue	227	1 in 60 miles or 60 mins	3	227	100.0	0	0.0	9.6	10.4
	Houston	192	1 in 60 miles or 60 mins	0	192	100.0	0	0.0	26.3	28.7
	Le Sueur	145	1 in 60 miles or 60 mins	0	145	100.0	0	0.0	12.6	13.7
	Martin	200	1 in 60 miles or 60 mins	1	200	100.0	0	0.0	8.2	8.9
	Mower	458	1 in 60 miles or 60 mins	1	458	100.0	0	0.0	8.9	9.6
	Nicollet	161	1 in 60 miles or 60 mins	0	161	100.0	0	0.0	11.8	12.8
	Olmsted	706	1 in 60 miles or 60 mins	0	706	100.0	0	0.0	33.6	37.7
	Rice	308	1 in 60 miles or 60 mins	0	308	100.0	0	0.0	10.2	11.1
	Steele	191	1 in 60 miles or 60 mins	1	191	100.0	0	0.0	6.6	7.2
	Wabasha	104	1 in 60 miles or 60 mins	0	104	100.0	0	0.0	16.6	18.1
	Waseca	106	1 in 60 miles or 60 mins	1	106	100.0	0	0.0	7.3	7.9
	Watonwan	131	1 in 60 miles or 60 mins	1	131	100.0	0	0.0	8.7	9.5
	Winona	247	1 in 60 miles or 60 mins	1	247	100.0	0	0.0	10.1	11.0
	Grand Totals	4,807	1 in 60 miles or 60 mins	12	4,807	100.0	0	0.0	15.0	16.5

Nephrology/Engage by Medica/MNN014

July 2, 2024

Created by...
Medica

Engage by Medica MNN014 Nephrology

71 providers at 37 locations

■ All providers

Nephrology

Employee Group

National Proxy Census (Engage by Medica MNN014)

Provider Group

Engage by Medica MNN014 Nephrology (Medica Regional Service Area)

4,807 eligible locations

◆ With access (4,807)

● Without access (0)

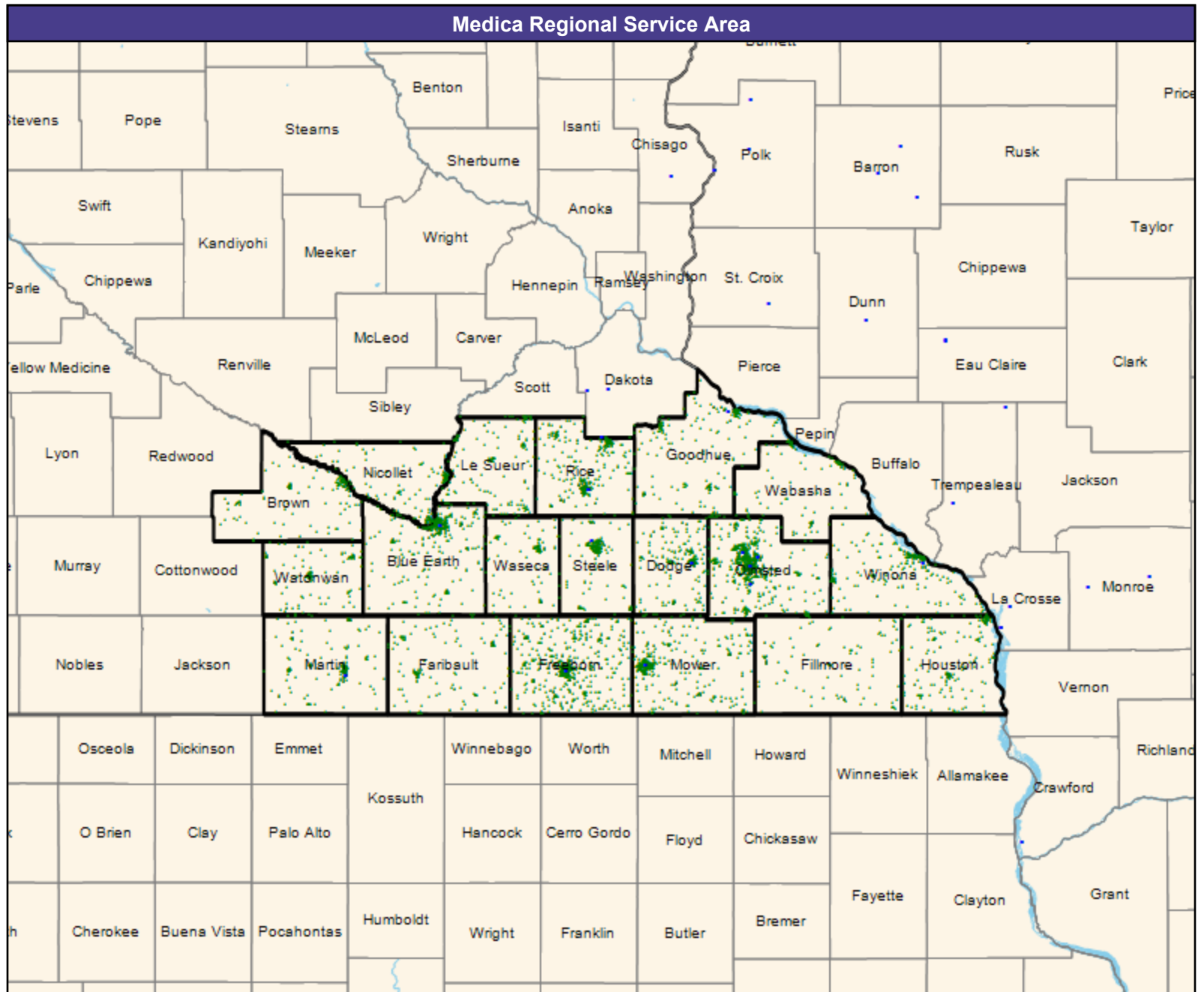
The Access Standard is defined as (National Proxy Census (Engage by Medica MNN014)) eligibles accessing:

1 (Engage by Medica MNN014 Nephrology (Medica Regional Service Area)) provider in 60 miles or 60 minutes

Service Areas

□ Engage by Medica MNN014

35.03 miles



Access Detail By County

July 2, 2024

Created by...
Medica

Access Analysis
Nephrology
Eligible / Provider Groups
National Proxy Census (Engage by Medica MNN014)
Engage by Medica MNN014
Nephrology (Medica Regional Service Area)

All Eligibles										
State Name	County	Eligible	Provider	Counts	With Access		Without Access		Average Distance	Average Time
		#	Standard	#	#	%	#	%	1	1
Minnesota	Blue Earth	347	1 in 60 miles or 60 mins	22	347	100.0	0	0.0	7.9	8.6
	Brown	135	1 in 60 miles or 60 mins	0	135	100.0	0	0.0	36.5	39.7
	Dodge	218	1 in 60 miles or 60 mins	53	218	100.0	0	0.0	7.2	7.9
	Faribault	151	1 in 60 miles or 60 mins	0	151	100.0	0	0.0	22.2	24.2
	Fillmore	112	1 in 60 miles or 60 mins	0	112	100.0	0	0.0	29.2	31.9
	Freeborn	668	1 in 60 miles or 60 mins	8	668	100.0	0	0.0	7.5	8.2
	Goodhue	227	1 in 60 miles or 60 mins	7	227	100.0	0	0.0	11.9	13.0
	Houston	192	1 in 60 miles or 60 mins	0	192	100.0	0	0.0	17.8	19.4
	Le Sueur	145	1 in 60 miles or 60 mins	0	145	100.0	0	0.0	20.1	21.9
	Martin	200	1 in 60 miles or 60 mins	8	200	100.0	0	0.0	8.9	9.6
	Mower	458	1 in 60 miles or 60 mins	7	458	100.0	0	0.0	8.1	8.8
	Nicollet	161	1 in 60 miles or 60 mins	0	161	100.0	0	0.0	14.1	15.4
	Olmsted	706	1 in 60 miles or 60 mins	213	706	100.0	0	0.0	4.2	4.8
	Rice	308	1 in 60 miles or 60 mins	5	308	100.0	0	0.0	5.7	6.2
	Steele	191	1 in 60 miles or 60 mins	11	191	100.0	0	0.0	6.6	7.1
	Wabasha	104	1 in 60 miles or 60 mins	0	104	100.0	0	0.0	22.4	24.5
	Waseca	106	1 in 60 miles or 60 mins	0	106	100.0	0	0.0	16.9	18.4
	Watonwan	131	1 in 60 miles or 60 mins	0	131	100.0	0	0.0	29.6	32.2
	Winona	247	1 in 60 miles or 60 mins	3	247	100.0	0	0.0	9.1	9.9
	Grand Totals	4,807	1 in 60 miles or 60 mins	337	4,807	100.0	0	0.0	11.2	12.2

Neurology and Neurological Surgery/Engage by Medica/MNN014

July 2, 2024

Created by...
Medica

Engage by Medica MNN014 Neurology and Neurological Surgery

260 providers at 48 locations

- All providers

Neurology and Neurological Surgery

Employee Group

National Proxy Census (Engage by Medica MNN014)

Provider Group

Engage by Medica MNN014 Neurology and Neurological Surgery (Medica Regional Service Area)

4,807 eligible locations

- ◆ With access (4,807)
- Without access (0)

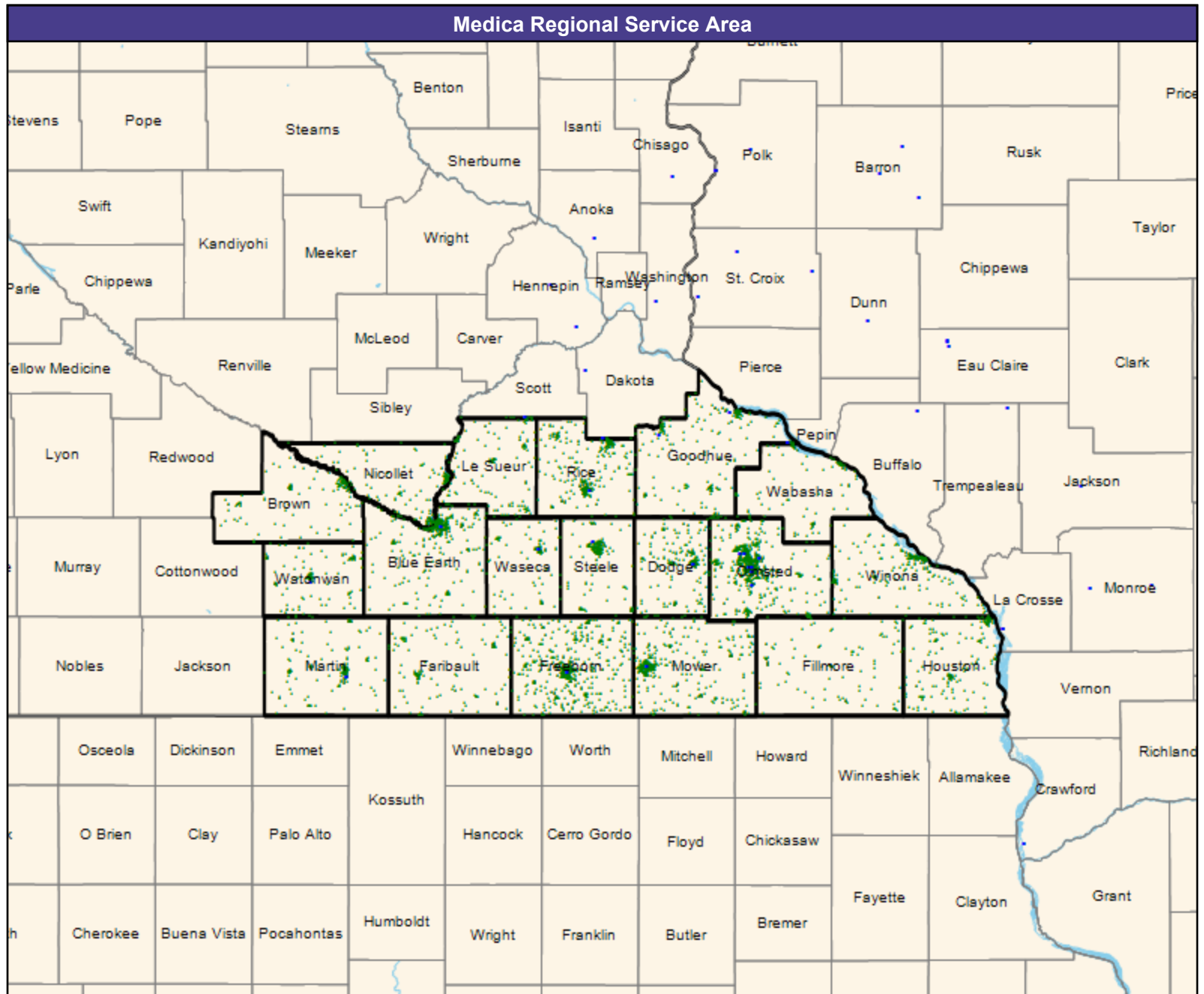
The Access Standard is defined as (National Proxy Census (Engage by Medica MNN014)) eligibles accessing:

1 (Engage by Medica MNN014 Neurology and Neurological Surgery (Medica Regional Service Area)) provider in 60 miles or 60 minutes

Service Areas

- Engage by Medica MNN014

35.03 miles



Access Detail By County

July 2, 2024

Created by...
Medica

Access Analysis
Neurology and Neurological Surgery

Eligible / Provider Groups
National Proxy Census (Engage by Medica MNN014)
Engage by Medica MNN014
Neurology and Neurological Surgery (Medica Regional Service Area)

All Eligibles										
State Name	County	Eligible	Provider	Counts	With Access		Without Access		Average Distance	Average Time
		#	Standard	#	#	%	#	%	1	1
Minnesota	Blue Earth	347	1 in 60 miles or 60 mins	99	347	100.0	0	0.0	7.8	8.4
	Brown	135	1 in 60 miles or 60 mins	0	135	100.0	0	0.0	26.7	29.0
	Dodge	218	1 in 60 miles or 60 mins	149	218	100.0	0	0.0	7.2	7.9
	Faribault	151	1 in 60 miles or 60 mins	0	151	100.0	0	0.0	22.2	24.2
	Fillmore	112	1 in 60 miles or 60 mins	0	112	100.0	0	0.0	30.4	33.1
	Freeborn	668	1 in 60 miles or 60 mins	15	668	100.0	0	0.0	7.5	8.2
	Goodhue	227	1 in 60 miles or 60 mins	50	227	100.0	0	0.0	8.6	9.4
	Houston	192	1 in 60 miles or 60 mins	0	192	100.0	0	0.0	18.2	19.8
	Le Sueur	145	1 in 60 miles or 60 mins	0	145	100.0	0	0.0	12.6	13.7
	Martin	200	1 in 60 miles or 60 mins	8	200	100.0	0	0.0	8.2	8.9
	Mower	458	1 in 60 miles or 60 mins	16	458	100.0	0	0.0	8.1	8.8
	Nicollet	161	1 in 60 miles or 60 mins	0	161	100.0	0	0.0	13.7	14.9
	Olmsted	706	1 in 60 miles or 60 mins	602	706	100.0	0	0.0	3.9	4.4
	Rice	308	1 in 60 miles or 60 mins	13	308	100.0	0	0.0	5.5	6.0
	Steele	191	1 in 60 miles or 60 mins	28	191	100.0	0	0.0	6.5	7.1
	Wabasha	104	1 in 60 miles or 60 mins	0	104	100.0	0	0.0	14.2	15.6
	Waseca	106	1 in 60 miles or 60 mins	7	106	100.0	0	0.0	7.3	7.9
	Watonwan	131	1 in 60 miles or 60 mins	7	131	100.0	0	0.0	8.7	9.5
	Winona	247	1 in 60 miles or 60 mins	0	247	100.0	0	0.0	29.3	32.0
Grand Totals		4,807	1 in 60 miles or 60 mins	994	4,807	100.0	0	0.0	10.6	11.5

Obstetrics and Gynecology Physician, Certified Nurse Midwives, Professional Midwives, and/or OB/GYN

July 2, 2024

Created by...
Medica

Engage by Medica MNN014 Obstetrics & Gyn Physicians, Midwife

257 providers at 66 locations

- All providers

Obstetrics & Gyn Physicians, Midwife

Employee Group

National Proxy Census (Engage by Medica MNN014)

Provider Group

Engage by Medica MNN014 Obstetrics & Gyn Physicians, Midwife (Medica Regional Service Area)

4,807 eligible locations

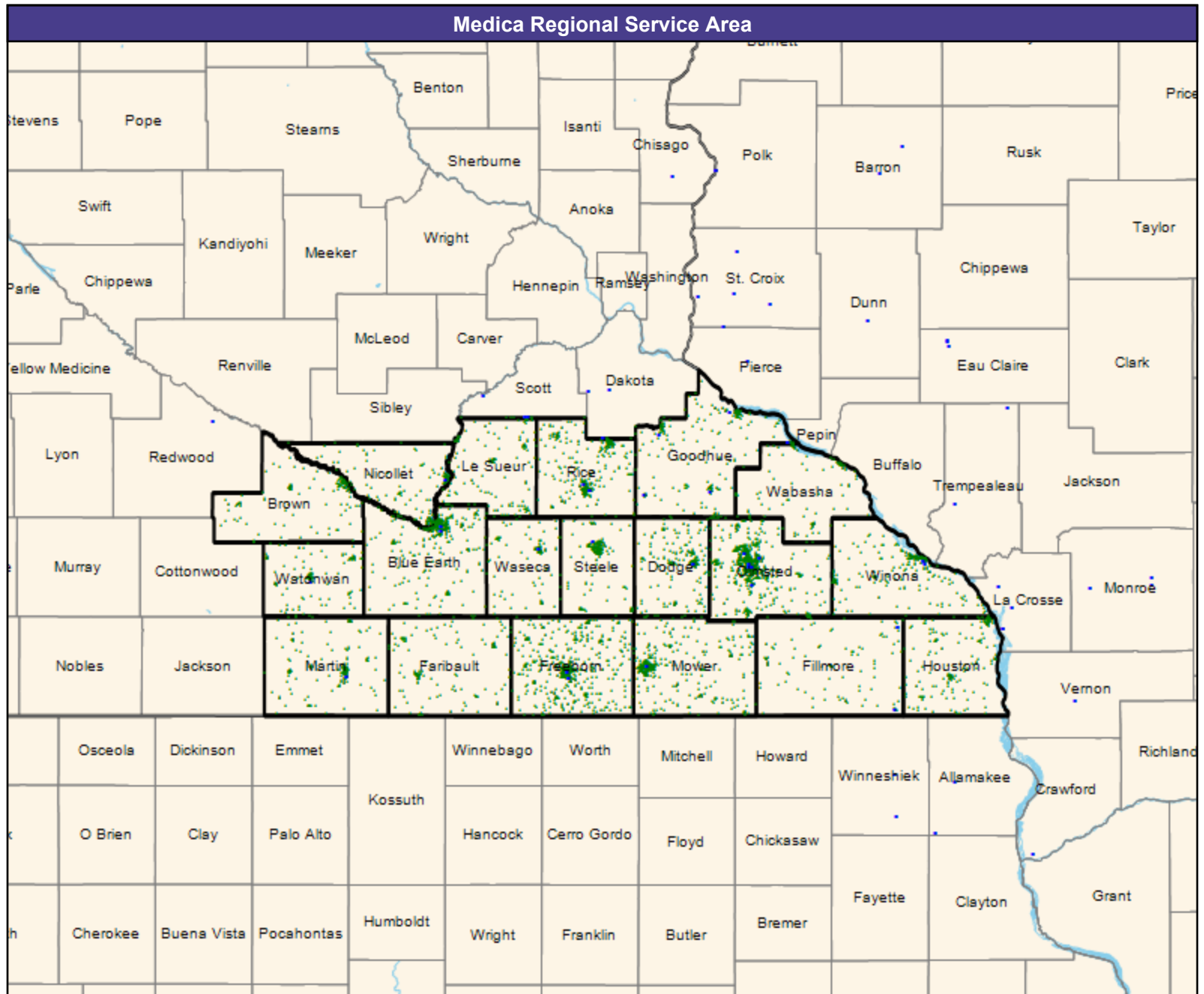
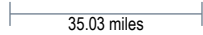
- ◆ With access (4,807)
- Without access (0)

The Access Standard is defined as (National Proxy Census (Engage by Medica MNN014)) eligibles accessing:

1 (Engage by Medica MNN014 Obstetrics & Gyn Physicians, Midwife (Medica Regional Service Area)) provider in 60 miles or 60 minutes

Service Areas

- Engage by Medica MNN014



Access Detail By County

July 2, 2024

Created by...
Medica

Access Analysis
Obstetrics & Gyn Physicians, Midwife

Eligible / Provider Groups
National Proxy Census (Engage by Medica MNN014)
Engage by Medica MNN014
Obstetrics & Gyn Physicians,
Midwife (Medica Regional Service Area)

All Eligibles										
State Name	County	Eligible	Provider	Counts	With Access		Without Access		Average Distance	Average Time
		#	Standard	#	#	%	#	%	1	1
Minnesota	Blue Earth	347	1 in 60 miles or 60 mins	153	347	100.0	0	0.0	7.1	7.7
	Brown	135	1 in 60 miles or 60 mins	0	135	100.0	0	0.0	24.2	26.4
	Dodge	218	1 in 60 miles or 60 mins	172	218	100.0	0	0.0	6.9	7.5
	Faribault	151	1 in 60 miles or 60 mins	0	151	100.0	0	0.0	22.0	24.0
	Fillmore	112	1 in 60 miles or 60 mins	5	112	100.0	0	0.0	16.3	17.7
	Freeborn	668	1 in 60 miles or 60 mins	88	668	100.0	0	0.0	7.1	7.8
	Goodhue	227	1 in 60 miles or 60 mins	197	227	100.0	0	0.0	4.5	4.9
	Houston	192	1 in 60 miles or 60 mins	0	192	100.0	0	0.0	12.1	13.2
	Le Sueur	145	1 in 60 miles or 60 mins	0	145	100.0	0	0.0	9.7	10.6
	Martin	200	1 in 60 miles or 60 mins	79	200	100.0	0	0.0	8.2	8.9
	Mower	458	1 in 60 miles or 60 mins	110	458	100.0	0	0.0	8.1	8.8
	Nicollet	161	1 in 60 miles or 60 mins	6	161	100.0	0	0.0	8.3	9.1
	Olmsted	706	1 in 60 miles or 60 mins	755	706	100.0	0	0.0	4.0	4.6
	Rice	308	1 in 60 miles or 60 mins	126	308	100.0	0	0.0	4.8	5.2
	Steele	191	1 in 60 miles or 60 mins	117	191	100.0	0	0.0	6.5	7.1
	Wabasha	104	1 in 60 miles or 60 mins	0	104	100.0	0	0.0	13.6	14.9
	Waseca	106	1 in 60 miles or 60 mins	12	106	100.0	0	0.0	7.3	7.9
Watonwan	131	1 in 60 miles or 60 mins	13	131	100.0	0	0.0	8.7	9.5	
Winona	247	1 in 60 miles or 60 mins	19	247	100.0	0	0.0	8.2	8.9	
Grand Totals		4,807	1 in 60 miles or 60 mins	1,852	4,807	100.0	0	0.0	8.2	9.0

Oncology Medical/Surgical/Engage by Medica/MNN014

July 2, 2024

Created by...
Medica

Engage by Medica MNN014 Oncology Medical/Surgical

123 providers at 44 locations

- All providers

Oncology Medical/Surgical

Employee Group

National Proxy Census (Engage by Medica MNN014)

Provider Group

Engage by Medica MNN014 Oncology Medical/Surgical (Medica Regional Service Area)

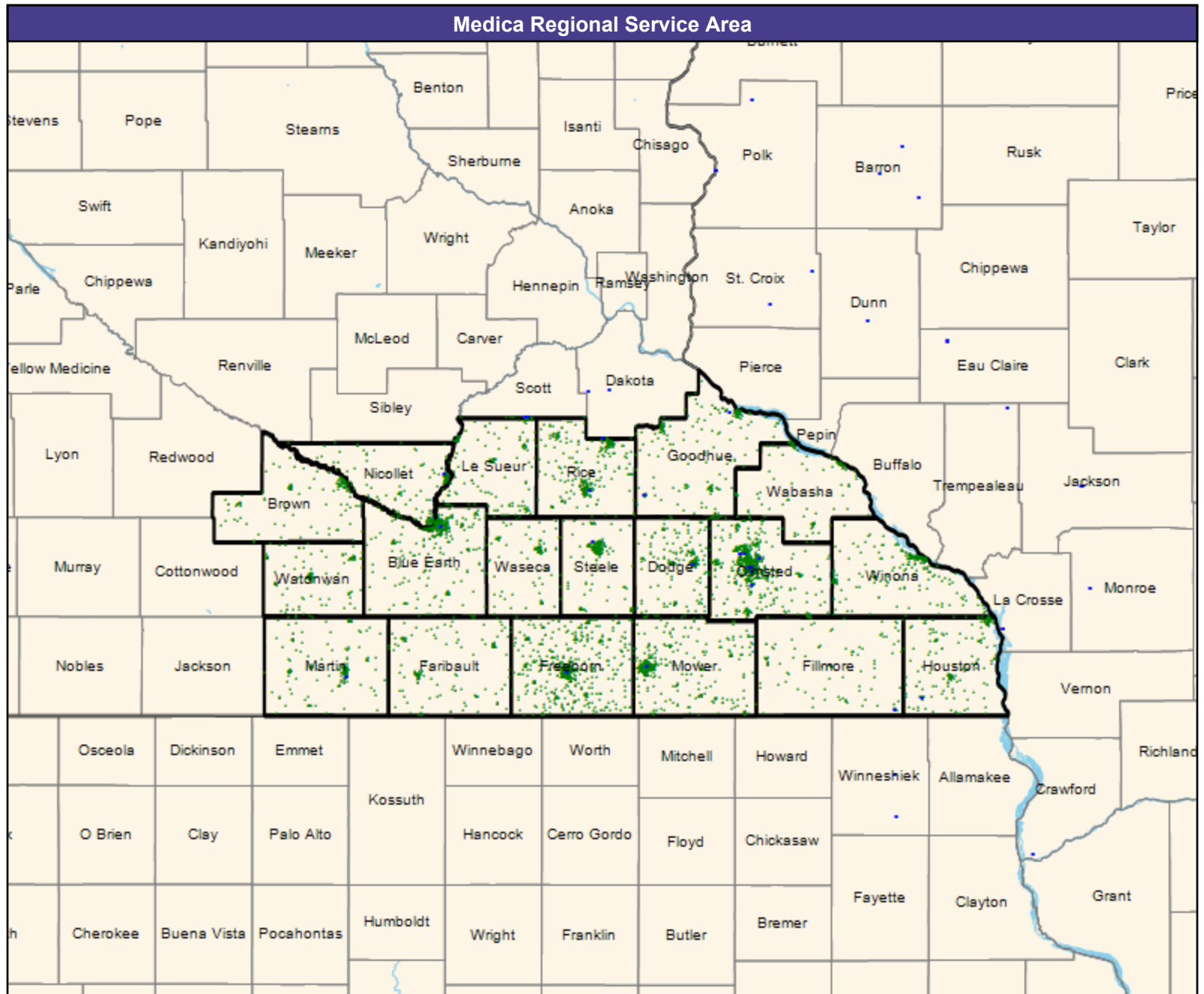
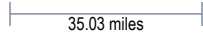
4,807 eligible locations

- ◆ With access (4,807)
- Without access (0)

The Access Standard is defined as (National Proxy Census (Engage by Medica MNN014) eligibles accessing: 1 (Engage by Medica MNN014 Oncology Medical/Surgical (Medica Regional Service Area)) provider in 60 miles or 60 minutes

Service Areas

- Engage by Medica MNN014



Access Detail By County

July 2, 2024

Created by...
Medica

Access Analysis
Oncology Medical/Surgical

Eligible / Provider Groups
National Proxy Census (Engage by Medica MNN014)
Engage by Medica MNN014
Oncology Medical/Surgical (Medica Regional Service Area)

All Eligibles										
State Name	County	Eligible	Provider	Counts	With Access		Without Access		Average Distance	Average Time
		#	Standard	#	#	%	#	%	1	1
Minnesota	Blue Earth	347	1 in 60 miles or 60 mins	8	347	100.0	0	0.0	7.9	8.6
	Brown	135	1 in 60 miles or 60 mins	0	135	100.0	0	0.0	34.1	37.1
	Dodge	218	1 in 60 miles or 60 mins	103	218	100.0	0	0.0	7.0	7.6
	Faribault	151	1 in 60 miles or 60 mins	0	151	100.0	0	0.0	22.2	24.2
	Fillmore	112	1 in 60 miles or 60 mins	1	112	100.0	0	0.0	19.1	20.8
	Freeborn	668	1 in 60 miles or 60 mins	7	668	100.0	0	0.0	7.5	8.2
	Goodhue	227	1 in 60 miles or 60 mins	7	227	100.0	0	0.0	10.2	11.1
	Houston	192	1 in 60 miles or 60 mins	1	192	100.0	0	0.0	10.0	10.8
	Le Sueur	145	1 in 60 miles or 60 mins	0	145	100.0	0	0.0	10.7	11.6
	Martin	200	1 in 60 miles or 60 mins	7	200	100.0	0	0.0	8.9	9.6
	Mower	458	1 in 60 miles or 60 mins	6	458	100.0	0	0.0	8.1	8.8
	Nicollet	161	1 in 60 miles or 60 mins	1	161	100.0	0	0.0	8.6	9.3
	Olmsted	706	1 in 60 miles or 60 mins	412	706	100.0	0	0.0	3.9	4.4
	Rice	308	1 in 60 miles or 60 mins	3	308	100.0	0	0.0	5.3	5.7
	Steele	191	1 in 60 miles or 60 mins	4	191	100.0	0	0.0	6.6	7.1
	Wabasha	104	1 in 60 miles or 60 mins	0	104	100.0	0	0.0	23.6	25.8
	Waseca	106	1 in 60 miles or 60 mins	0	106	100.0	0	0.0	16.9	18.4
Watonwan	131	1 in 60 miles or 60 mins	0	131	100.0	0	0.0	29.6	32.2	
Winona	247	1 in 60 miles or 60 mins	0	247	100.0	0	0.0	29.1	31.7	
Grand Totals		4,807	1 in 60 miles or 60 mins	560	4,807	100.0	0	0.0	11.0	12.0

Oncology Radiation/Engage by Medica/MNN014

July 2, 2024

Created by...
Medica

Engage by Medica MNN014 Oncology Radiation

75 providers at 32 locations

- All providers

Oncology Radiation

Employee Group

National Proxy Census (Engage by Medica MNN014)

Provider Group

Engage by Medica MNN014 Oncology Radiation (Medica Regional Service Area)

4,807 eligible locations

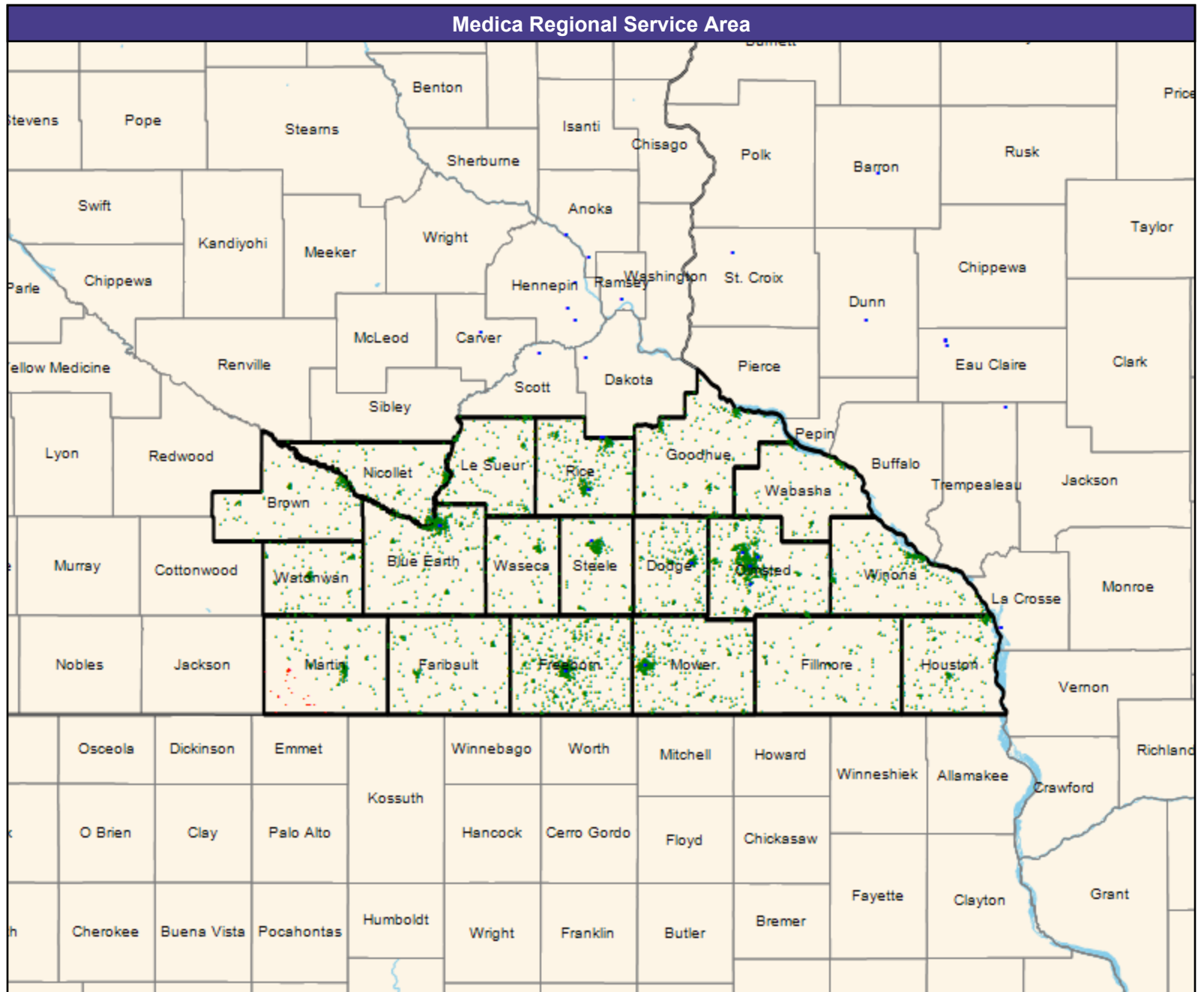

- ◆ With access (4,774)
- Without access (33)

The Access Standard is defined as (National Proxy Census (Engage by Medica MNN014) eligibles accessing:

1 (Engage by Medica MNN014 Oncology Radiation (Medica Regional Service Area)) provider in 60 miles or 60 minutes

Service Areas

- Engage by Medica MNN014



Access Detail By County

July 2, 2024

Created by...
Medica

Access Analysis
Oncology Radiation
Eligible / Provider Groups
National Proxy Census (Engage by Medica MNN014)
Engage by Medica MNN014
Oncology Radiation (Medica Regional Service Area)

All Eligibles										
State Name	County	Eligible	Provider	Counts	With Access		Without Access		Average Distance	Average Time
		#	Standard	#	#	%	#	%	1	1
Minnesota	Blue Earth	347	1 in 60 miles or 60 mins	114	347	100.0	0	0.0	7.8	8.5
	Brown	135	1 in 60 miles or 60 mins	0	135	100.0	0	0.0	36.5	39.7
	Dodge	218	1 in 60 miles or 60 mins	51	218	100.0	0	0.0	7.2	7.9
	Faribault	151	1 in 60 miles or 60 mins	0	151	100.0	0	0.0	30.4	33.1
	Fillmore	112	1 in 60 miles or 60 mins	0	112	100.0	0	0.0	30.4	33.1
	Freeborn	668	1 in 60 miles or 60 mins	66	668	100.0	0	0.0	7.5	8.2
	Goodhue	227	1 in 60 miles or 60 mins	0	227	100.0	0	0.0	23.6	25.9
	Houston	192	1 in 60 miles or 60 mins	0	192	100.0	0	0.0	18.2	19.8
	Le Sueur	145	1 in 60 miles or 60 mins	0	145	100.0	0	0.0	19.6	21.4
	Martin	200	1 in 60 miles or 60 mins	0	167	83.5	33	16.5	52.3	57.0
	Mower	458	1 in 60 miles or 60 mins	11	458	100.0	0	0.0	8.1	8.8
	Nicollet	161	1 in 60 miles or 60 mins	0	161	100.0	0	0.0	14.1	15.4
	Olmsted	706	1 in 60 miles or 60 mins	205	706	100.0	0	0.0	4.2	4.8
	Rice	308	1 in 60 miles or 60 mins	53	308	100.0	0	0.0	5.7	6.2
	Steele	191	1 in 60 miles or 60 mins	2	191	100.0	0	0.0	6.6	7.1
	Wabasha	104	1 in 60 miles or 60 mins	0	104	100.0	0	0.0	26.1	28.5
	Waseca	106	1 in 60 miles or 60 mins	0	106	100.0	0	0.0	16.9	18.4
	Watonwan	131	1 in 60 miles or 60 mins	0	131	100.0	0	0.0	37.8	41.2
	Winona	247	1 in 60 miles or 60 mins	0	247	100.0	0	0.0	29.4	32.0
	Grand Totals	4,807	1 in 60 miles or 60 mins	502	4,774	99.3	33	0.7	15.2	16.6

Ophthalmology/Engage by Medica/MNN014

July 2, 2024

Created by...
Medica

Engage by Medica MNN014
Ophthalmology

63 providers at 48 locations

■ All providers

Ophthalmology

Employee Group

National Proxy Census (Engage by
Medica MNN014)

Provider Group

Engage by Medica MNN014
Ophthalmology (Medica Regional
Service Area)

4,807 eligible locations

◆ With access (4,807)

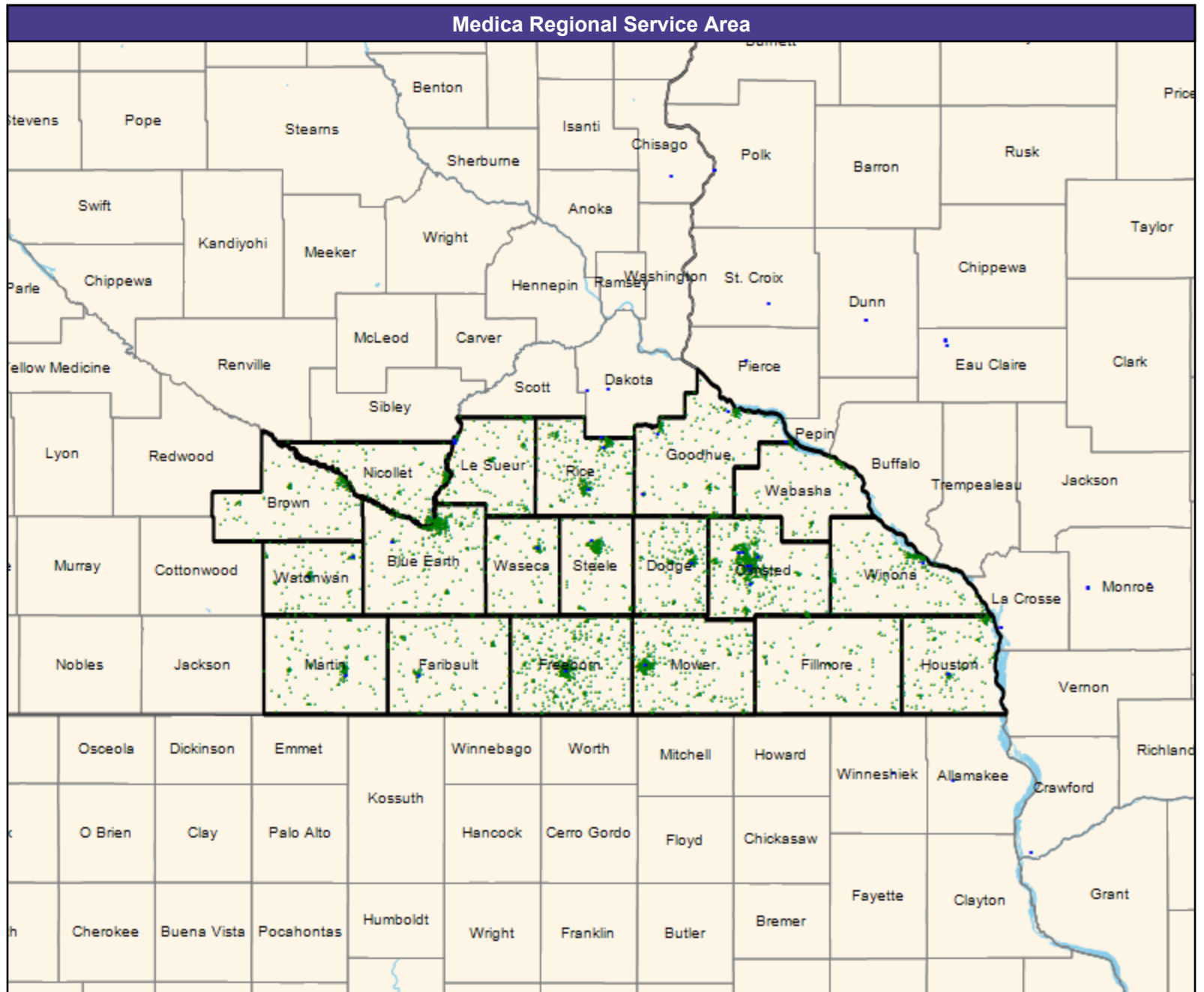
● Without access (0)

The Access Standard is defined as
(National Proxy Census (Engage by
Medica MNN014)) eligibles accessing:
1 (Engage by Medica MNN014
Ophthalmology (Medica Regional
Service Area)) provider in 60 miles or
60 minutes

Service Areas

□ Engage by Medica MNN014

35.03 miles



Access Detail By County

July 2, 2024

Created by...
Medica

Access Analysis
Ophthalmology
Eligible / Provider Groups
National Proxy Census (Engage by Medica MNN014)
Engage by Medica MNN014
Ophthalmology (Medica Regional Service Area)

All Eligibles										
State Name	County	Eligible	Provider	Counts	With Access		Without Access		Average Distance	Average Time
		#	Standard	#	#	%	#	%	1	1
Minnesota	Blue Earth	347	1 in 60 miles or 60 mins	1	347	100.0	0	0.0	14.2	15.5
	Brown	135	1 in 60 miles or 60 mins	0	135	100.0	0	0.0	21.8	23.8
	Dodge	218	1 in 60 miles or 60 mins	33	218	100.0	0	0.0	7.0	7.6
	Faribault	151	1 in 60 miles or 60 mins	1	151	100.0	0	0.0	13.1	14.2
	Fillmore	112	1 in 60 miles or 60 mins	0	112	100.0	0	0.0	23.6	25.7
	Freeborn	668	1 in 60 miles or 60 mins	8	668	100.0	0	0.0	7.5	8.2
	Goodhue	227	1 in 60 miles or 60 mins	10	227	100.0	0	0.0	7.1	7.8
	Houston	192	1 in 60 miles or 60 mins	1	192	100.0	0	0.0	7.6	8.2
	Le Sueur	145	1 in 60 miles or 60 mins	2	145	100.0	0	0.0	13.6	14.8
	Martin	200	1 in 60 miles or 60 mins	7	200	100.0	0	0.0	8.2	8.9
	Mower	458	1 in 60 miles or 60 mins	6	458	100.0	0	0.0	8.1	8.8
	Nicollet	161	1 in 60 miles or 60 mins	0	161	100.0	0	0.0	13.9	15.2
	Olmsted	706	1 in 60 miles or 60 mins	210	706	100.0	0	0.0	3.9	4.4
	Rice	308	1 in 60 miles or 60 mins	5	308	100.0	0	0.0	5.2	5.6
	Steele	191	1 in 60 miles or 60 mins	7	191	100.0	0	0.0	6.5	7.1
	Wabasha	104	1 in 60 miles or 60 mins	0	104	100.0	0	0.0	14.1	15.5
	Waseca	106	1 in 60 miles or 60 mins	2	106	100.0	0	0.0	7.4	8.0
	Watonwan	131	1 in 60 miles or 60 mins	2	131	100.0	0	0.0	5.6	6.0
	Winona	247	1 in 60 miles or 60 mins	1	247	100.0	0	0.0	9.2	10.0
Grand Totals		4,807	1 in 60 miles or 60 mins	296	4,807	100.0	0	0.0	8.8	9.6

Orthopedic Surgery/Engage by Medica/MNN014

July 2, 2024

Created by...
Medica

Engage by Medica MNN014 Orthopedic Surgery

190 providers at 59 locations

- All providers

Orthopedic Surgery

Employee Group

National Proxy Census (Engage by Medica MNN014)

Provider Group

Engage by Medica MNN014
Orthopedic Surgery (Medica Regional Service Area)

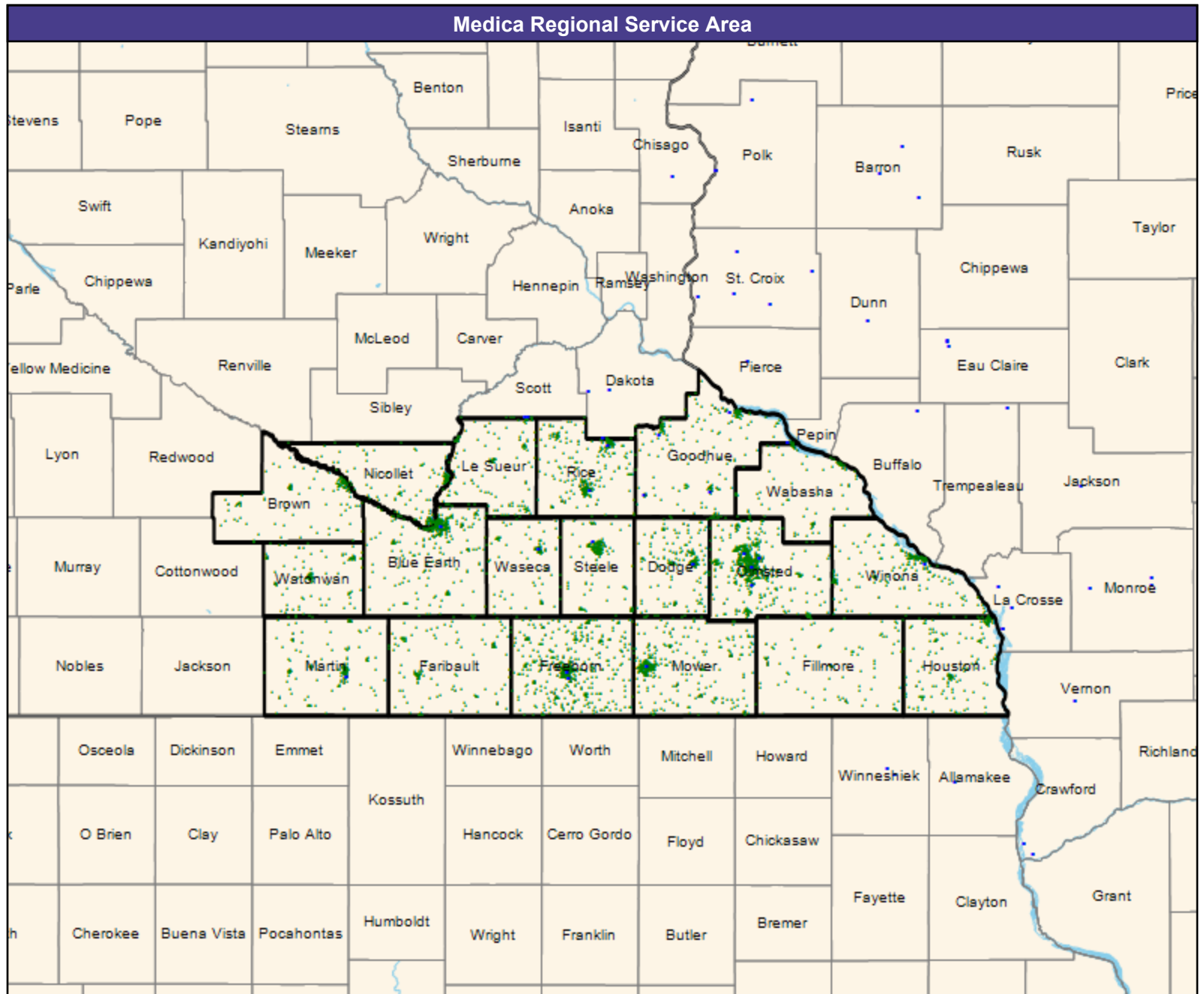

4,807 eligible locations

- ◆ With access (4,807)
- Without access (0)

The Access Standard is defined as (National Proxy Census (Engage by Medica MNN014)) eligibles accessing: 1 (Engage by Medica MNN014 Orthopedic Surgery (Medica Regional Service Area)) provider in 60 miles or 60 minutes

Service Areas

- Engage by Medica MNN014



Access Detail By County

July 2, 2024

Created by...
Medica

Access Analysis
Orthopedic Surgery
Eligible / Provider Groups
National Proxy Census (Engage by Medica MNN014)
Engage by Medica MNN014
Orthopedic Surgery (Medica Regional Service Area)

All Eligibles										
State Name	County	Eligible	Provider	Counts	With Access		Without Access		Average Distance	Average Time
		#	Standard	#	#	%	#	%	1	1
Minnesota	Blue Earth	347	1 in 60 miles or 60 mins	32	347	100.0	0	0.0	7.9	8.6
	Brown	135	1 in 60 miles or 60 mins	0	135	100.0	0	0.0	36.5	39.7
	Dodge	218	1 in 60 miles or 60 mins	73	218	100.0	0	0.0	6.9	7.5
	Faribault	151	1 in 60 miles or 60 mins	0	151	100.0	0	0.0	22.1	24.1
	Fillmore	112	1 in 60 miles or 60 mins	0	112	100.0	0	0.0	24.5	26.7
	Freeborn	668	1 in 60 miles or 60 mins	15	668	100.0	0	0.0	7.1	7.8
	Goodhue	227	1 in 60 miles or 60 mins	18	227	100.0	0	0.0	4.5	4.9
	Houston	192	1 in 60 miles or 60 mins	0	192	100.0	0	0.0	16.1	17.5
	Le Sueur	145	1 in 60 miles or 60 mins	0	145	100.0	0	0.0	12.6	13.7
	Martin	200	1 in 60 miles or 60 mins	10	200	100.0	0	0.0	8.9	9.6
	Mower	458	1 in 60 miles or 60 mins	12	458	100.0	0	0.0	8.1	8.8
	Nicollet	161	1 in 60 miles or 60 mins	0	161	100.0	0	0.0	14.1	15.4
	Olmsted	706	1 in 60 miles or 60 mins	294	706	100.0	0	0.0	4.2	4.7
	Rice	308	1 in 60 miles or 60 mins	13	308	100.0	0	0.0	4.8	5.2
	Steele	191	1 in 60 miles or 60 mins	7	191	100.0	0	0.0	6.5	7.1
	Wabasha	104	1 in 60 miles or 60 mins	0	104	100.0	0	0.0	13.7	14.9
	Waseca	106	1 in 60 miles or 60 mins	4	106	100.0	0	0.0	7.3	7.9
	Watonwan	131	1 in 60 miles or 60 mins	0	131	100.0	0	0.0	29.6	32.2
Winona	247	1 in 60 miles or 60 mins	3	247	100.0	0	0.0	9.0	9.8	
Grand Totals		4,807	1 in 60 miles or 60 mins	481	4,807	100.0	0	0.0	9.9	10.8

Otolaryngology/Engage by Medica/MNN014

July 2, 2024

Created by...
Medica

Engage by Medica MNN014
Otolaryngology

47 providers at 36 locations

- All providers

Otolaryngology

Employee Group

National Proxy Census (Engage by Medica MNN014)

Provider Group

Engage by Medica MNN014
Otolaryngology (Medica Regional Service Area)

4,807 eligible locations

- ◆ With access (4,774)
- Without access (33)

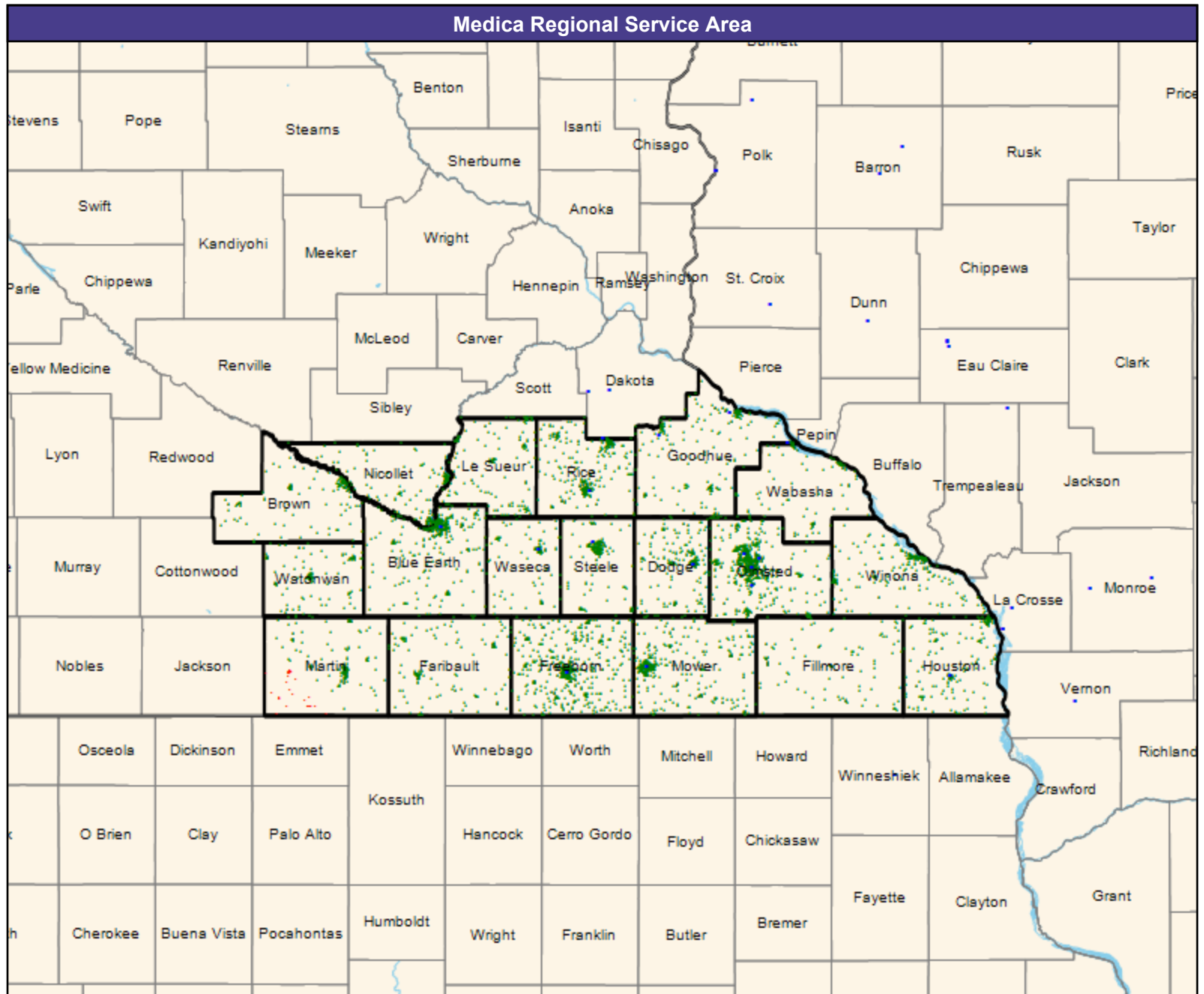
The Access Standard is defined as
(National Proxy Census (Engage by Medica MNN014)) eligibles accessing:

1 (Engage by Medica MNN014
Otolaryngology (Medica Regional Service Area)) provider in 60 miles or 60 minutes

Service Areas

- Engage by Medica MNN014

35.03 miles



Access Detail By County

July 2, 2024

Created by...
Medica

Access Analysis
Otolaryngology
Eligible / Provider Groups
National Proxy Census (Engage by
Medica MNN014)
Engage by Medica MNN014
Otolaryngology (Medica Regional
Service Area)

All Eligibles										
State Name	County	Eligible	Provider	Counts	With Access		Without Access		Average Distance	Average Time
		#	Standard	#	#	%	#	%	1	1
Minnesota	Blue Earth	347	1 in 60 miles or 60 mins	18	347	100.0	0	0.0	8.0	8.7
	Brown	135	1 in 60 miles or 60 mins	0	135	100.0	0	0.0	36.5	39.7
	Dodge	218	1 in 60 miles or 60 mins	24	218	100.0	0	0.0	7.2	7.9
	Faribault	151	1 in 60 miles or 60 mins	0	151	100.0	0	0.0	30.5	33.2
	Fillmore	112	1 in 60 miles or 60 mins	0	112	100.0	0	0.0	23.8	25.9
	Freeborn	668	1 in 60 miles or 60 mins	8	668	100.0	0	0.0	7.5	8.2
	Goodhue	227	1 in 60 miles or 60 mins	3	227	100.0	0	0.0	8.7	9.5
	Houston	192	1 in 60 miles or 60 mins	1	192	100.0	0	0.0	7.7	8.4
	Le Sueur	145	1 in 60 miles or 60 mins	0	145	100.0	0	0.0	19.4	21.2
	Martin	200	1 in 60 miles or 60 mins	0	167	83.5	33	16.5	52.5	57.2
	Mower	458	1 in 60 miles or 60 mins	8	458	100.0	0	0.0	8.1	8.8
	Nicollet	161	1 in 60 miles or 60 mins	0	161	100.0	0	0.0	14.1	15.4
	Olmsted	706	1 in 60 miles or 60 mins	101	706	100.0	0	0.0	4.2	4.8
	Rice	308	1 in 60 miles or 60 mins	1	308	100.0	0	0.0	5.7	6.2
	Steele	191	1 in 60 miles or 60 mins	2	191	100.0	0	0.0	6.5	7.1
	Wabasha	104	1 in 60 miles or 60 mins	0	104	100.0	0	0.0	14.2	15.6
	Waseca	106	1 in 60 miles or 60 mins	2	106	100.0	0	0.0	7.3	7.9
	Watonwan	131	1 in 60 miles or 60 mins	0	131	100.0	0	0.0	38.0	41.4
Winona	247	1 in 60 miles or 60 mins	0	247	100.0	0	0.0	27.2	29.6	
Grand Totals		4,807	1 in 60 miles or 60 mins	168	4,774	99.3	33	0.7	13.4	14.6

Outpatient Infusion/Chemotherapy/Engage by Medica/MNN014

July 2, 2024

Created by...
Medica

Engage by Medica MNN014 Outpatient
Infusion/Chemotherapy

20 providers at 29 locations

- All providers

Outpatient Infusion/Chemotherapy

Employee Group

National Proxy Census (Engage by
Medica MNN014)

Provider Group

Engage by Medica MNN014 Outpatient
Infusion/Chemotherapy (Medica
Regional Service Area)

4,807 eligible locations

- ◆ With access (4,807)
- Without access (0)

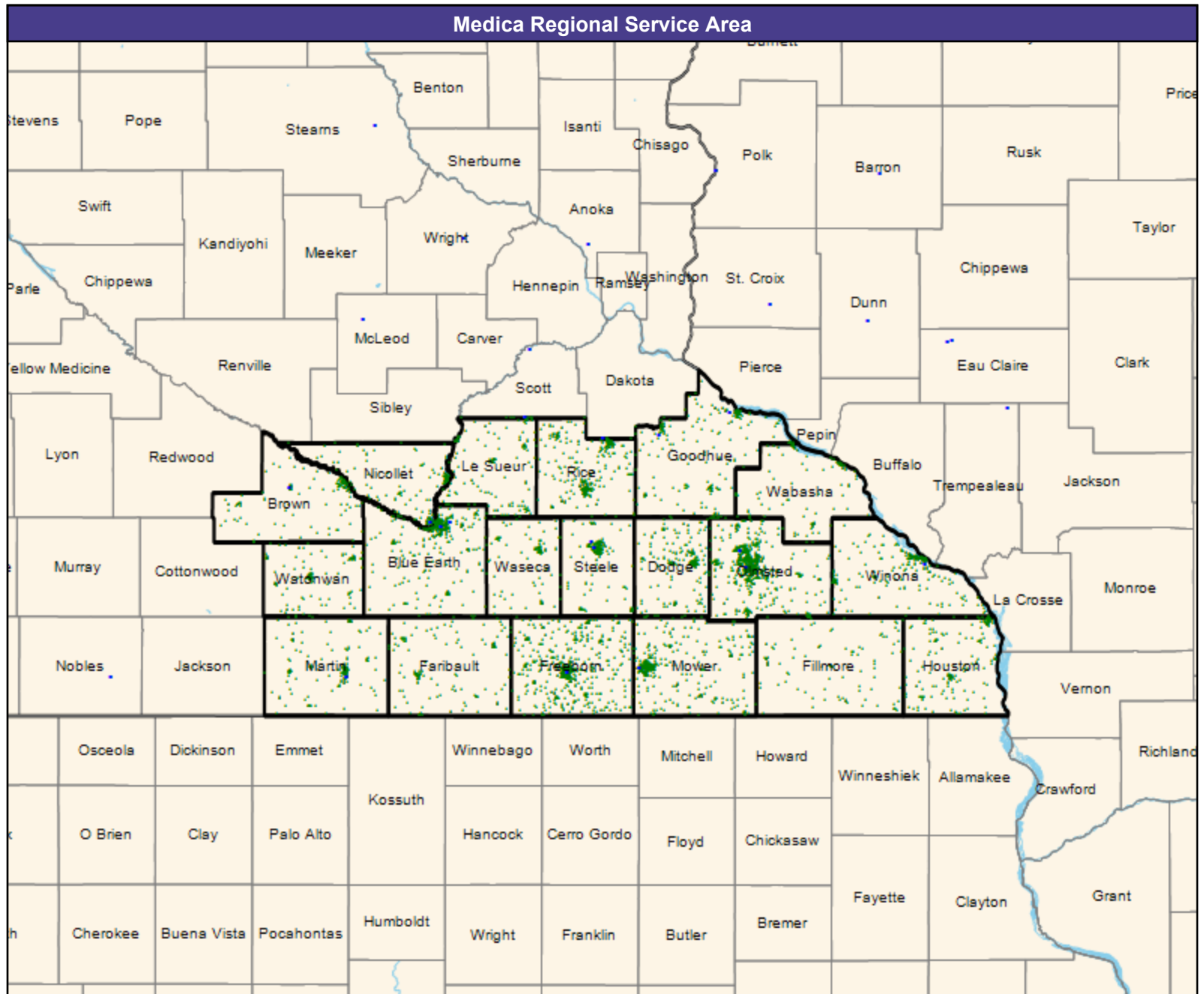
The Access Standard is defined as
(National Proxy Census (Engage by
Medica MNN014)) eligibles accessing:

1 (Engage by Medica MNN014
Outpatient Infusion/Chemotherapy
(Medica Regional Service Area))
provider in 60 miles or 60 minutes

Service Areas

- Engage by Medica MNN014

35.03 miles



Access Detail By County

July 2, 2024

Created by...
Medica

Access Analysis
Outpatient Infusion/Chemotherapy
Eligible / Provider Groups
National Proxy Census (Engage by Medica MNN014)
Engage by Medica MNN014
Outpatient Infusion/Chemotherapy (Medica Regional Service Area)

All Eligibles										
State Name	County	Eligible	Provider	Counts	With Access		Without Access		Average Distance	Average Time
		#	Standard	#	#	%	#	%	1	1
Minnesota	Blue Earth	347	1 in 60 miles or 60 mins	2	347	100.0	0	0.0	7.1	7.7
	Brown	135	1 in 60 miles or 60 mins	1	135	100.0	0	0.0	12.2	13.2
	Dodge	218	1 in 60 miles or 60 mins	0	218	100.0	0	0.0	15.8	17.6
	Faribault	151	1 in 60 miles or 60 mins	0	151	100.0	0	0.0	22.2	24.2
	Fillmore	112	1 in 60 miles or 60 mins	0	112	100.0	0	0.0	32.2	35.1
	Freeborn	668	1 in 60 miles or 60 mins	1	668	100.0	0	0.0	7.4	8.0
	Goodhue	227	1 in 60 miles or 60 mins	2	227	100.0	0	0.0	9.5	10.5
	Houston	192	1 in 60 miles or 60 mins	0	192	100.0	0	0.0	29.2	31.8
	Le Sueur	145	1 in 60 miles or 60 mins	0	145	100.0	0	0.0	12.7	13.8
	Martin	200	1 in 60 miles or 60 mins	1	200	100.0	0	0.0	8.9	9.6
	Mower	458	1 in 60 miles or 60 mins	1	458	100.0	0	0.0	9.4	10.2
	Nicollet	161	1 in 60 miles or 60 mins	1	161	100.0	0	0.0	10.0	10.9
	Olmsted	706	1 in 60 miles or 60 mins	2	706	100.0	0	0.0	5.6	6.2
	Rice	308	1 in 60 miles or 60 mins	0	308	100.0	0	0.0	10.4	11.3
Steele	191	1 in 60 miles or 60 mins	2	191	100.0	0	0.0	5.5	5.9	
Wabasha	104	1 in 60 miles or 60 mins	0	104	100.0	0	0.0	24.1	27.2	
Waseca	106	1 in 60 miles or 60 mins	0	106	100.0	0	0.0	16.4	17.9	
Watonwan	131	1 in 60 miles or 60 mins	0	131	100.0	0	0.0	23.6	25.7	
Winona	247	1 in 60 miles or 60 mins	1	247	100.0	0	0.0	10.0	10.9	
Grand Totals		4,807	1 in 60 miles or 60 mins	14	4,807	100.0	0	0.0	11.4	12.5

Pediatric Specialty/Engage by Medica/MNN014

July 2, 2024

Created by...
Medica

Engage by Medica MNN014 Pediatric Specialty Providers

185 providers at 56 locations

- All providers

Pediatric Specialty Providers

Employee Group

National Proxy Census (Engage by Medica MNN014)

Provider Group

Engage by Medica MNN014 Pediatric Specialty Providers (Medica Regional Service Area)

4,807 eligible locations

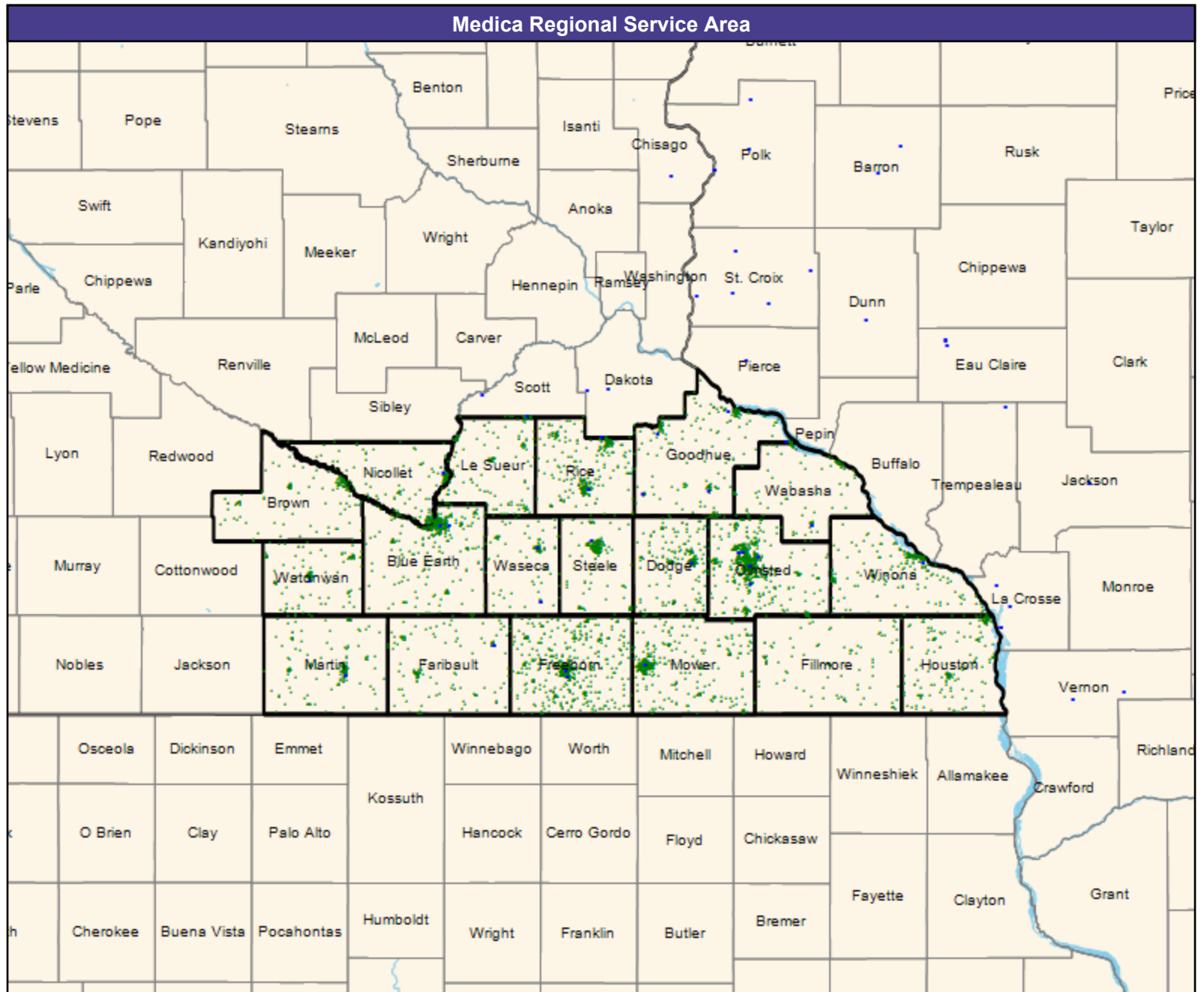
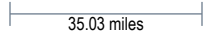
- ◆ With access (4,807)
- Without access (0)

The Access Standard is defined as (National Proxy Census (Engage by Medica MNN014)) eligibles accessing:

1 (Engage by Medica MNN014 Pediatric Specialty Providers (Medica Regional Service Area)) provider in 60 miles or 60 minutes

Service Areas

- Engage by Medica MNN014



Access Detail By County

July 2, 2024

Created by...
Medica

Access Analysis
Pediatric Specialty Providers
Eligible / Provider Groups
National Proxy Census (Engage by
Medica MNN014)
Engage by Medica MNN014
Pediatric Specialty Providers
(Medica Regional Service Area)

All Eligibles										
State Name	County	Eligible	Provider	Counts	With Access		Without Access		Average Distance	Average Time
		#	Standard	#	#	%	#	%	1	1
Minnesota	Blue Earth	347	1 in 60 miles or 60 mins	55	347	100.0	0	0.0	7.3	7.9
	Brown	135	1 in 60 miles or 60 mins	0	135	100.0	0	0.0	25.8	28.0
	Dodge	218	1 in 60 miles or 60 mins	185	218	100.0	0	0.0	6.9	7.5
	Faribault	151	1 in 60 miles or 60 mins	1	151	100.0	0	0.0	14.8	16.1
	Fillmore	112	1 in 60 miles or 60 mins	0	112	100.0	0	0.0	29.2	31.8
	Freeborn	668	1 in 60 miles or 60 mins	16	668	100.0	0	0.0	6.4	7.0
	Goodhue	227	1 in 60 miles or 60 mins	34	227	100.0	0	0.0	4.5	4.9
	Houston	192	1 in 60 miles or 60 mins	0	192	100.0	0	0.0	17.8	19.4
	Le Sueur	145	1 in 60 miles or 60 mins	0	145	100.0	0	0.0	9.8	10.6
	Martin	200	1 in 60 miles or 60 mins	1	200	100.0	0	0.0	8.2	8.9
	Mower	458	1 in 60 miles or 60 mins	21	458	100.0	0	0.0	8.1	8.8
	Nicollet	161	1 in 60 miles or 60 mins	3	161	100.0	0	0.0	8.5	9.3
	Olmsted	706	1 in 60 miles or 60 mins	740	706	100.0	0	0.0	4.0	4.5
	Rice	308	1 in 60 miles or 60 mins	11	308	100.0	0	0.0	5.3	5.7
	Steele	191	1 in 60 miles or 60 mins	14	191	100.0	0	0.0	6.0	6.5
	Wabasha	104	1 in 60 miles or 60 mins	1	104	100.0	0	0.0	9.1	9.9
	Waseca	106	1 in 60 miles or 60 mins	2	106	100.0	0	0.0	5.2	5.6
	Watonwan	131	1 in 60 miles or 60 mins	3	131	100.0	0	0.0	8.7	9.5
	Winona	247	1 in 60 miles or 60 mins	2	247	100.0	0	0.0	8.3	9.1
	Grand Totals	4,807	1 in 60 miles or 60 mins	1,089	4,807	100.0	0	0.0	8.4	9.1

Physical Therapy, Occupational Therapy, and/or Speech Therapy Services/Engage by Medica/MNN014

July 2, 2024

Created by...
Medica

Engage by Medica MNN014 Physical
Medicine and Rehabilitation and
Occupational Medicine

80 providers at 43 locations
■ All providers

Physical Medicine and Rehabilitation and
Occupational Medicine

Employee Group
National Proxy Census (Engage by
Medica MNN014)

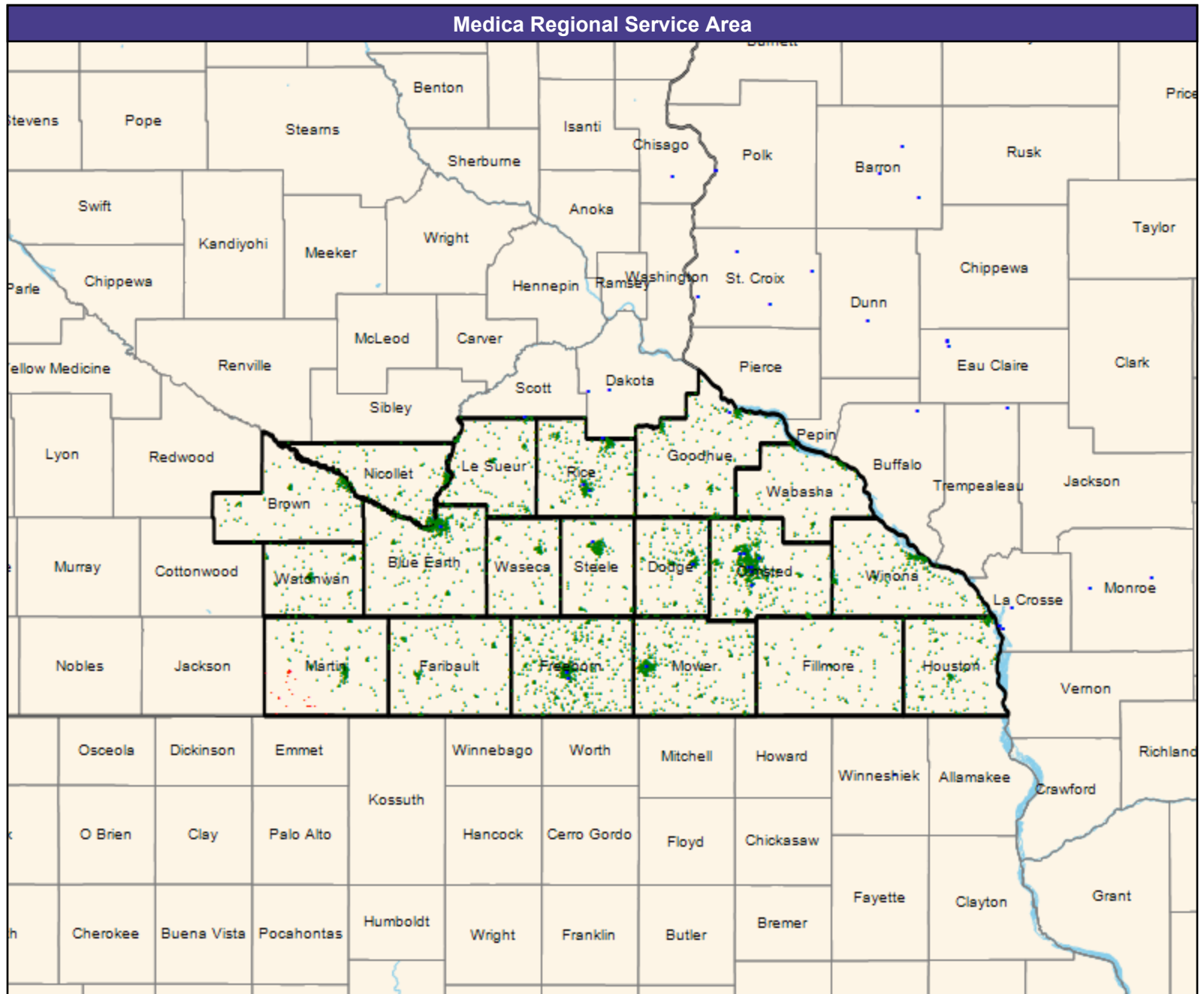
Provider Group
Engage by Medica MNN014 Physical
Medicine and Rehabilitation and
Occupational Medicine (Medica
Regional Service Area)

4,807 eligible locations
◆ With access (4,774)
● Without access (33)

The Access Standard is defined as
(National Proxy Census (Engage by
Medica MNN014)) eligibles accessing:
1 (Engage by Medica MNN014
Physical Medicine and Rehabilitation
and Occupational Medicine (Medica
Regional Service Area)) provider in 60
miles or 60 minutes

Service Areas
 Engage by Medica MNN014

35.03 miles



Access Detail By County

July 2, 2024

Created by...
Medica

Access Analysis
Physical Medicine and Rehabilitation
and Occupational Medicine

Eligible / Provider Groups
National Proxy Census (Engage by
Medica MNN014)
Engage by Medica MNN014
Physical Medicine and
Rehabilitation and Occupational
Medicine (Medica Regional Service
Area)

All Eligibles										
State Name	County	Eligible	Provider	Counts	With Access		Without Access		Average Distance	Average Time
		#	Standard	#	#	%	#	%	1	1
Minnesota	Blue Earth	347	1 in 60 miles or 60 mins	9	347	100.0	0	0.0	8.0	8.7
	Brown	135	1 in 60 miles or 60 mins	0	135	100.0	0	0.0	36.5	39.7
	Dodge	218	1 in 60 miles or 60 mins	66	218	100.0	0	0.0	7.2	7.9
	Faribault	151	1 in 60 miles or 60 mins	0	151	100.0	0	0.0	30.4	33.1
	Fillmore	112	1 in 60 miles or 60 mins	0	112	100.0	0	0.0	25.9	28.2
	Freeborn	668	1 in 60 miles or 60 mins	8	668	100.0	0	0.0	7.1	7.8
	Goodhue	227	1 in 60 miles or 60 mins	6	227	100.0	0	0.0	11.9	13.0
	Houston	192	1 in 60 miles or 60 mins	0	192	100.0	0	0.0	16.6	18.1
	Le Sueur	145	1 in 60 miles or 60 mins	0	145	100.0	0	0.0	13.3	14.4
	Martin	200	1 in 60 miles or 60 mins	0	167	83.5	33	16.5	52.5	57.2
	Mower	458	1 in 60 miles or 60 mins	7	458	100.0	0	0.0	8.1	8.8
	Nicollet	161	1 in 60 miles or 60 mins	0	161	100.0	0	0.0	14.1	15.4
	Olmsted	706	1 in 60 miles or 60 mins	338	706	100.0	0	0.0	3.9	4.4
	Rice	308	1 in 60 miles or 60 mins	7	308	100.0	0	0.0	5.1	5.5
	Steele	191	1 in 60 miles or 60 mins	4	191	100.0	0	0.0	6.6	7.1
	Wabasha	104	1 in 60 miles or 60 mins	0	104	100.0	0	0.0	22.2	24.3
	Waseca	106	1 in 60 miles or 60 mins	0	106	100.0	0	0.0	16.9	18.4
	Watonwan	131	1 in 60 miles or 60 mins	0	131	100.0	0	0.0	38.0	41.4
	Winona	247	1 in 60 miles or 60 mins	0	247	100.0	0	0.0	27.2	29.6
	Grand Totals	4,807	1 in 60 miles or 60 mins	445	4,774	99.3	33	0.7	14.0	15.2

Physical Medicine and Rehabilitation and Occupational Medicine/Engage by Medica/MNN014

July 2, 2024

Created by...
Medica

Engage by Medica MNN014 Physical, Occupational, and Speech

688 providers at 64 locations

- All providers

Physical, Occupational, and Speech

Employee Group

National Proxy Census (Engage by Medica MNN014)

Provider Group

Engage by Medica MNN014 Physical, Occupational, and Speech (Medica Regional Service Area)

4,807 eligible locations

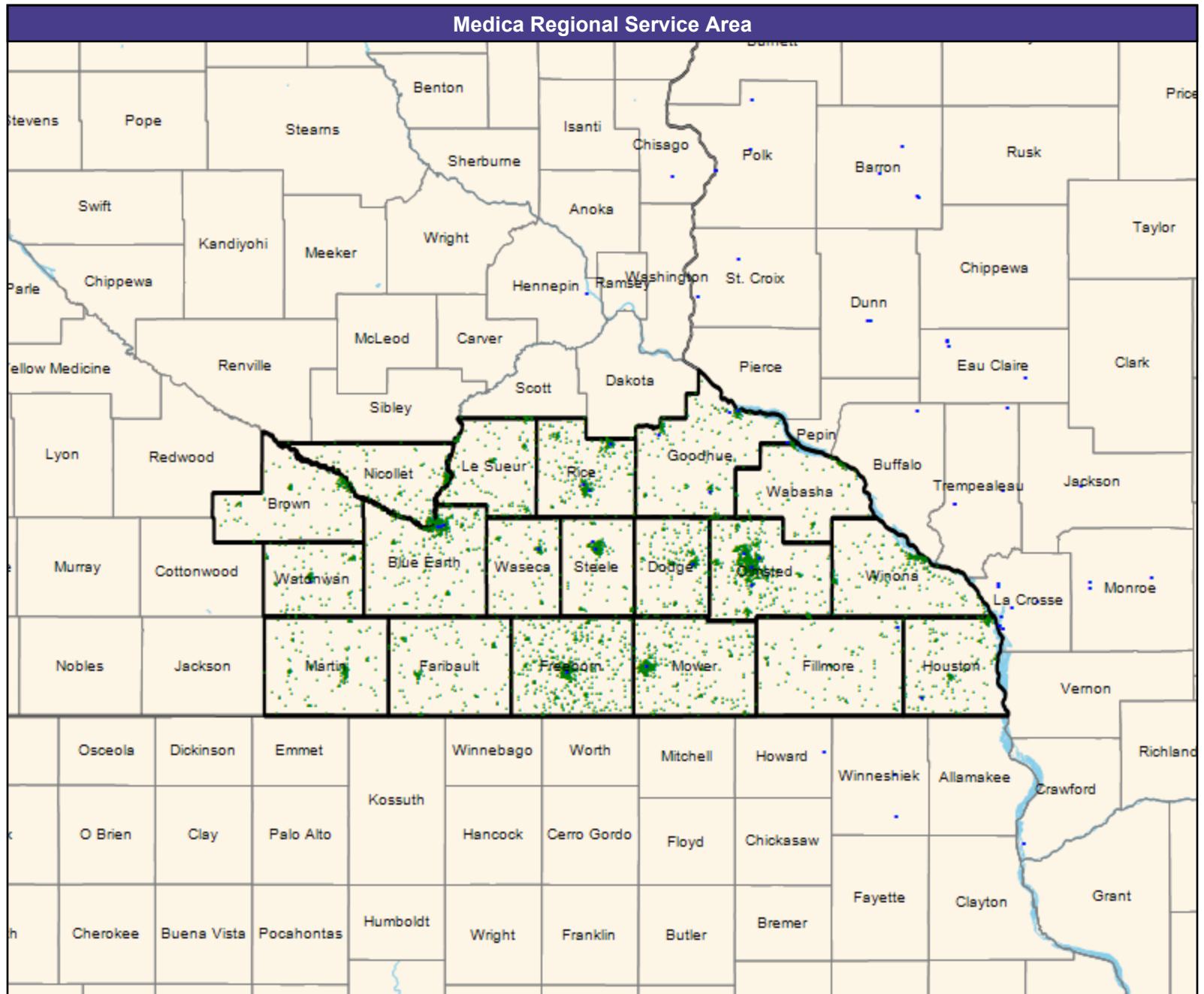

- ◆ With access (4,807)
- Without access (0)

The Access Standard is defined as (National Proxy Census (Engage by Medica MNN014)) eligibles accessing:

1 (Engage by Medica MNN014 Physical, Occupational, and Speech (Medica Regional Service Area)) provider in 60 miles or 60 minutes

Service Areas

- Engage by Medica MNN014



Access Detail By County

July 2, 2024

Created by...
Medica

Access Analysis
Physical, Occupational, and Speech

Eligible / Provider Groups
National Proxy Census (Engage by Medica MNN014)
Engage by Medica MNN014
Physical, Occupational, and Speech (Medica Regional Service Area)

All Eligibles										
State Name	County	Eligible	Provider	Counts	With Access		Without Access		Average Distance	Average Time
		#	Standard	#	#	%	#	%	1	1
Minnesota	Blue Earth	347	1 in 60 miles or 60 mins	114	347	100.0	0	0.0	7.2	7.9
	Brown	135	1 in 60 miles or 60 mins	0	135	100.0	0	0.0	26.6	29.0
	Dodge	218	1 in 60 miles or 60 mins	375	218	100.0	0	0.0	7.2	7.8
	Faribault	151	1 in 60 miles or 60 mins	0	151	100.0	0	0.0	30.2	32.9
	Fillmore	112	1 in 60 miles or 60 mins	5	112	100.0	0	0.0	16.5	17.9
	Freeborn	668	1 in 60 miles or 60 mins	2	668	100.0	0	0.0	7.5	8.1
	Goodhue	227	1 in 60 miles or 60 mins	37	227	100.0	0	0.0	5.1	5.5
	Houston	192	1 in 60 miles or 60 mins	2	192	100.0	0	0.0	8.6	9.4
	Le Sueur	145	1 in 60 miles or 60 mins	0	145	100.0	0	0.0	19.6	21.3
	Martin	200	1 in 60 miles or 60 mins	0	200	100.0	0	0.0	25.4	27.7
	Mower	458	1 in 60 miles or 60 mins	2	458	100.0	0	0.0	8.0	8.7
	Nicollet	161	1 in 60 miles or 60 mins	0	161	100.0	0	0.0	13.2	14.4
	Olmsted	706	1 in 60 miles or 60 mins	1,496	706	100.0	0	0.0	4.2	4.7
	Rice	308	1 in 60 miles or 60 mins	9	308	100.0	0	0.0	5.1	5.6
	Steele	191	1 in 60 miles or 60 mins	10	191	100.0	0	0.0	5.2	5.7
	Wabasha	104	1 in 60 miles or 60 mins	0	104	100.0	0	0.0	13.6	14.9
	Waseca	106	1 in 60 miles or 60 mins	1	106	100.0	0	0.0	7.3	7.9
	Watonwan	131	1 in 60 miles or 60 mins	2	131	100.0	0	0.0	8.7	9.5
Winona	247	1 in 60 miles or 60 mins	0	247	100.0	0	0.0	18.0	19.6	
Grand Totals		4,807	1 in 60 miles or 60 mins	2,055	4,807	100.0	0	0.0	10.2	11.1

Podiatry/Engage by Medica/MNN014

July 2, 2024

Created by...
Medica

Engage by Medica MNN014 Podiatry

30 providers at 42 locations

■ All providers

Podiatry

Employee Group

National Proxy Census (Engage by Medica MNN014)

Provider Group

Engage by Medica MNN014 Podiatry (Medica Regional Service Area)

4,807 eligible locations

◆ With access (4,807)

● Without access (0)

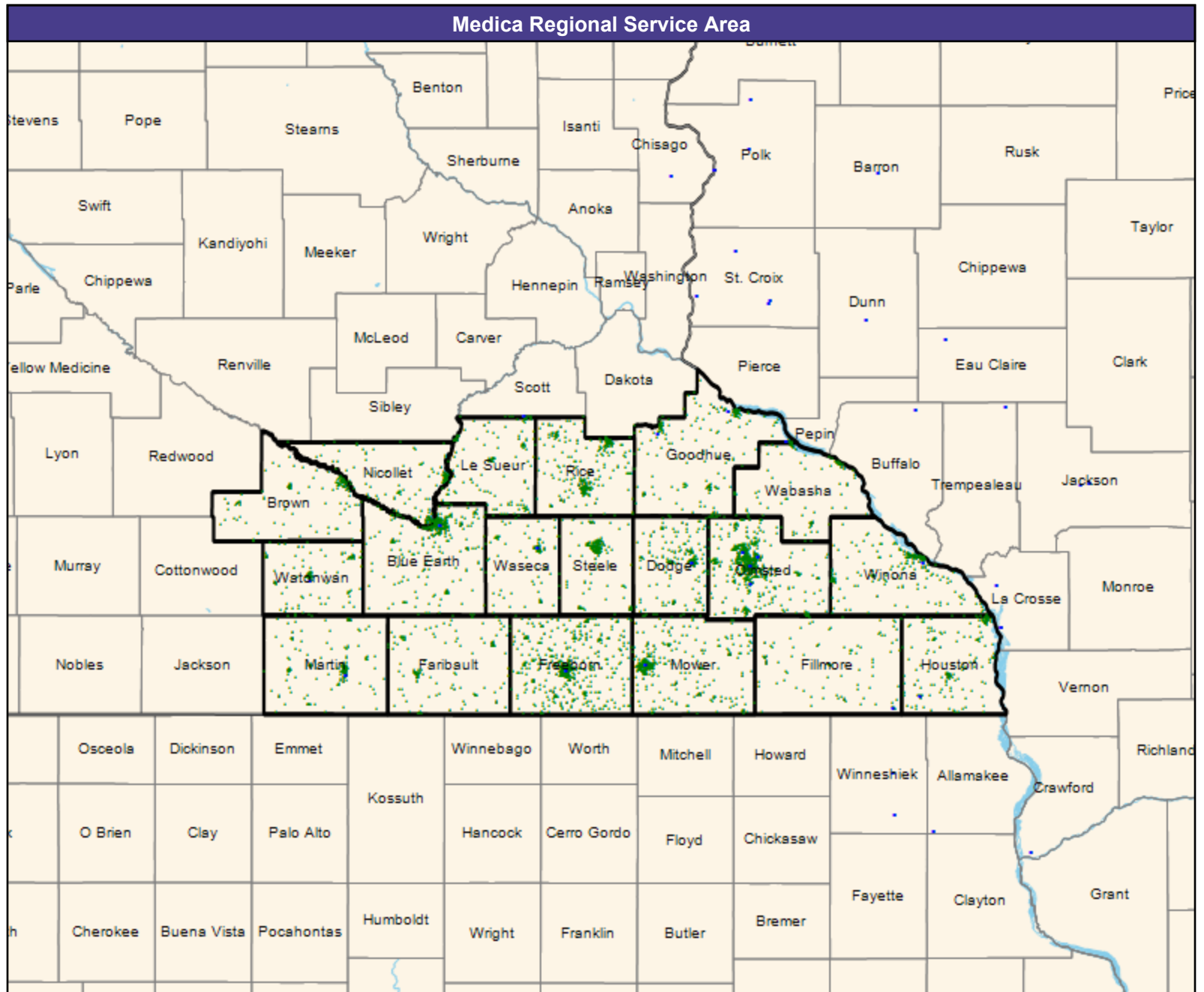
The Access Standard is defined as (National Proxy Census (Engage by Medica MNN014)) eligibles accessing:

1 (Engage by Medica MNN014 Podiatry (Medica Regional Service Area)) provider in 60 miles or 60 minutes

Service Areas

□ Engage by Medica MNN014

35.03 miles



Access Detail By County

July 2, 2024

Created by...
Medica

Access Analysis
Podiatry
Eligible / Provider Groups
National Proxy Census (Engage by Medica MNN014)
Engage by Medica MNN014
Podiatry (Medica Regional Service Area)

All Eligibles										
State Name	County	Eligible	Provider	Counts	With Access		Without Access		Average Distance	Average Time
		#	Standard	#	#	%	#	%	1	1
Minnesota	Blue Earth	347	1 in 60 miles or 60 mins	4	347	100.0	0	0.0	7.8	8.4
	Brown	135	1 in 60 miles or 60 mins	0	135	100.0	0	0.0	26.7	29.0
	Dodge	218	1 in 60 miles or 60 mins	2	218	100.0	0	0.0	7.3	7.9
	Faribault	151	1 in 60 miles or 60 mins	0	151	100.0	0	0.0	22.2	24.2
	Fillmore	112	1 in 60 miles or 60 mins	1	112	100.0	0	0.0	19.1	20.8
	Freeborn	668	1 in 60 miles or 60 mins	2	668	100.0	0	0.0	7.5	8.2
	Goodhue	227	1 in 60 miles or 60 mins	7	227	100.0	0	0.0	8.9	9.7
	Houston	192	1 in 60 miles or 60 mins	1	192	100.0	0	0.0	9.8	10.7
	Le Sueur	145	1 in 60 miles or 60 mins	0	145	100.0	0	0.0	12.6	13.7
	Martin	200	1 in 60 miles or 60 mins	1	200	100.0	0	0.0	8.2	8.9
	Mower	458	1 in 60 miles or 60 mins	3	458	100.0	0	0.0	8.1	8.8
	Nicollet	161	1 in 60 miles or 60 mins	0	161	100.0	0	0.0	13.7	14.9
	Olmsted	706	1 in 60 miles or 60 mins	8	706	100.0	0	0.0	4.2	4.8
	Rice	308	1 in 60 miles or 60 mins	0	308	100.0	0	0.0	18.4	20.0
	Steele	191	1 in 60 miles or 60 mins	0	191	100.0	0	0.0	15.6	17.0
	Wabasha	104	1 in 60 miles or 60 mins	0	104	100.0	0	0.0	14.2	15.5
	Waseca	106	1 in 60 miles or 60 mins	1	106	100.0	0	0.0	7.3	7.9
	Watonwan	131	1 in 60 miles or 60 mins	1	131	100.0	0	0.0	8.7	9.5
	Winona	247	1 in 60 miles or 60 mins	3	247	100.0	0	0.0	9.1	9.8
	Grand Totals	4,807	1 in 60 miles or 60 mins	34	4,807	100.0	0	0.0	10.2	11.1

Pulmonary Disease/Engage by Medica/MNN014

July 2, 2024

Created by...
Medica

Engage by Medica MNN014 Pulmonary Disease

105 providers at 43 locations

- All providers

Pulmonary Disease

Employee Group

National Proxy Census (Engage by Medica MNN014)

Provider Group

Engage by Medica MNN014 Pulmonary Disease (Medica Regional Service Area)

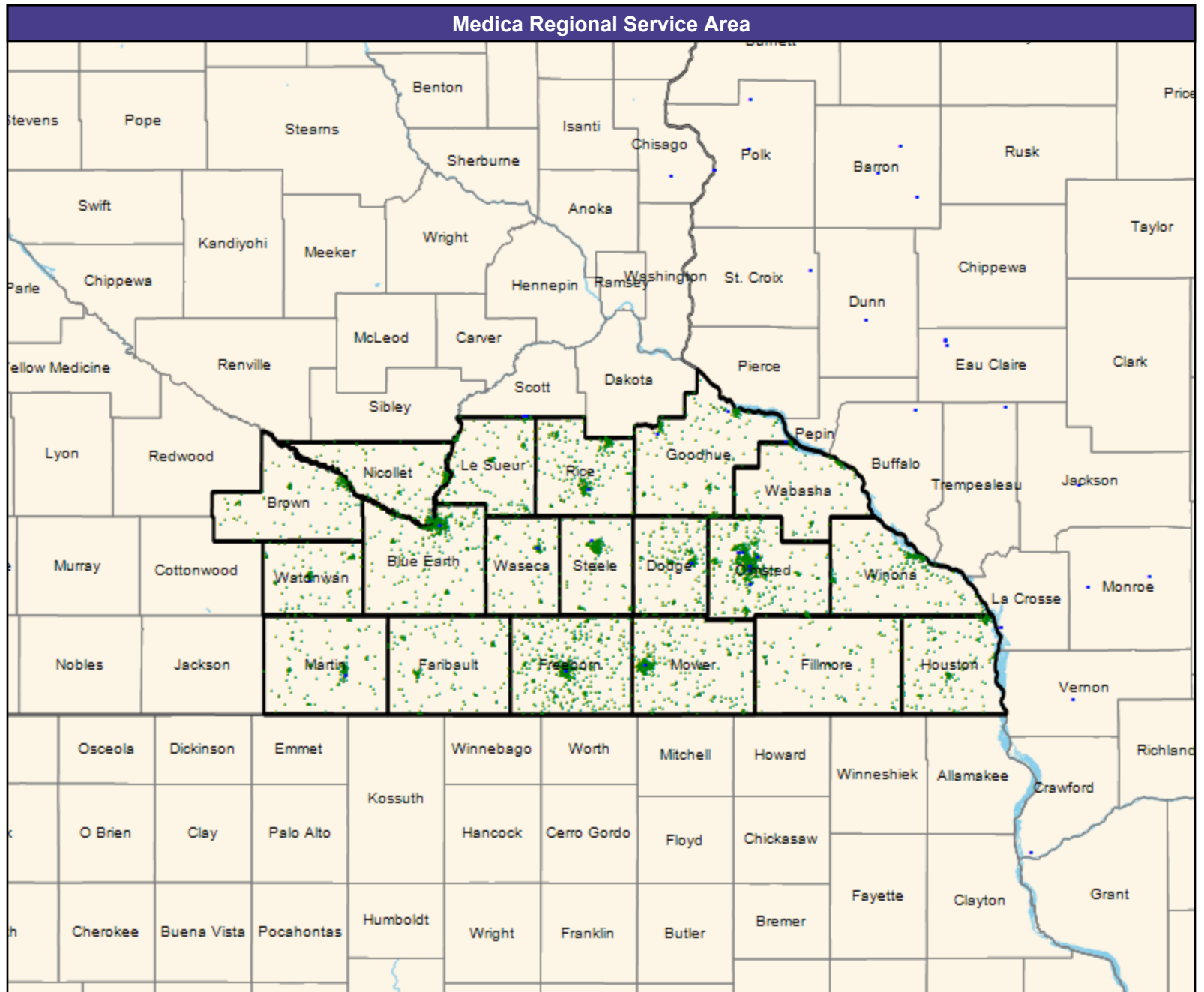

4,807 eligible locations

- ◆ With access (4,807)
- Without access (0)

The Access Standard is defined as (National Proxy Census (Engage by Medica MNN014) eligibles accessing: 1 (Engage by Medica MNN014 Pulmonary Disease (Medica Regional Service Area)) provider in 60 miles or 60 minutes

Service Areas

- Engage by Medica MNN014



Access Detail By County

July 2, 2024

Created by...
Medica

Access Analysis
 Pulmonary Disease
 Eligible / Provider Groups
 National Proxy Census (Engage by Medica MNN014)
 Engage by Medica MNN014
 Pulmonary Disease (Medica Regional Service Area)

All Eligibles										
State Name	County	Eligible	Provider	Counts	With Access		Without Access		Average Distance	Average Time
		#	Standard	#	#	%	#	%	1	1
Minnesota	Blue Earth	347	1 in 60 miles or 60 mins	12	347	100.0	0	0.0	7.8	8.4
	Brown	135	1 in 60 miles or 60 mins	0	135	100.0	0	0.0	26.7	29.0
	Dodge	218	1 in 60 miles or 60 mins	69	218	100.0	0	0.0	7.2	7.9
	Faribault	151	1 in 60 miles or 60 mins	0	151	100.0	0	0.0	22.2	24.2
	Fillmore	112	1 in 60 miles or 60 mins	0	112	100.0	0	0.0	30.4	33.1
	Freeborn	668	1 in 60 miles or 60 mins	5	668	100.0	0	0.0	7.5	8.2
	Goodhue	227	1 in 60 miles or 60 mins	38	227	100.0	0	0.0	8.6	9.4
	Houston	192	1 in 60 miles or 60 mins	0	192	100.0	0	0.0	18.2	19.8
	Le Sueur	145	1 in 60 miles or 60 mins	0	145	100.0	0	0.0	12.6	13.7
	Martin	200	1 in 60 miles or 60 mins	4	200	100.0	0	0.0	8.2	8.9
	Mower	458	1 in 60 miles or 60 mins	5	458	100.0	0	0.0	8.1	8.8
	Nicollet	161	1 in 60 miles or 60 mins	0	161	100.0	0	0.0	13.7	14.9
	Olmsted	706	1 in 60 miles or 60 mins	284	706	100.0	0	0.0	4.0	4.5
	Rice	308	1 in 60 miles or 60 mins	13	308	100.0	0	0.0	8.3	9.0
	Steele	191	1 in 60 miles or 60 mins	14	191	100.0	0	0.0	6.5	7.1
	Wabasha	104	1 in 60 miles or 60 mins	0	104	100.0	0	0.0	14.2	15.6
	Waseca	106	1 in 60 miles or 60 mins	2	106	100.0	0	0.0	7.3	7.9
	Watsonwan	131	1 in 60 miles or 60 mins	2	131	100.0	0	0.0	8.7	9.5
	Winona	247	1 in 60 miles or 60 mins	0	247	100.0	0	0.0	29.3	32.0
	Grand Totals	4,807	1 in 60 miles or 60 mins	448	4,807	100.0	0	0.0	10.8	11.7

Radiology and Nuclear Medicine/Engage by Medica/MNN014

July 2, 2024

Created by...
Medica

Engage by Medica MNN014 Radiology and Nuclear Medicine

803 providers at 56 locations

- All providers

Radiology and Nuclear Medicine

Employee Group

National Proxy Census (Engage by Medica MNN014)

Provider Group

Engage by Medica MNN014 Radiology and Nuclear Medicine (Medica Regional Service Area)

4,807 eligible locations

- ◆ With access (4,807)
- Without access (0)

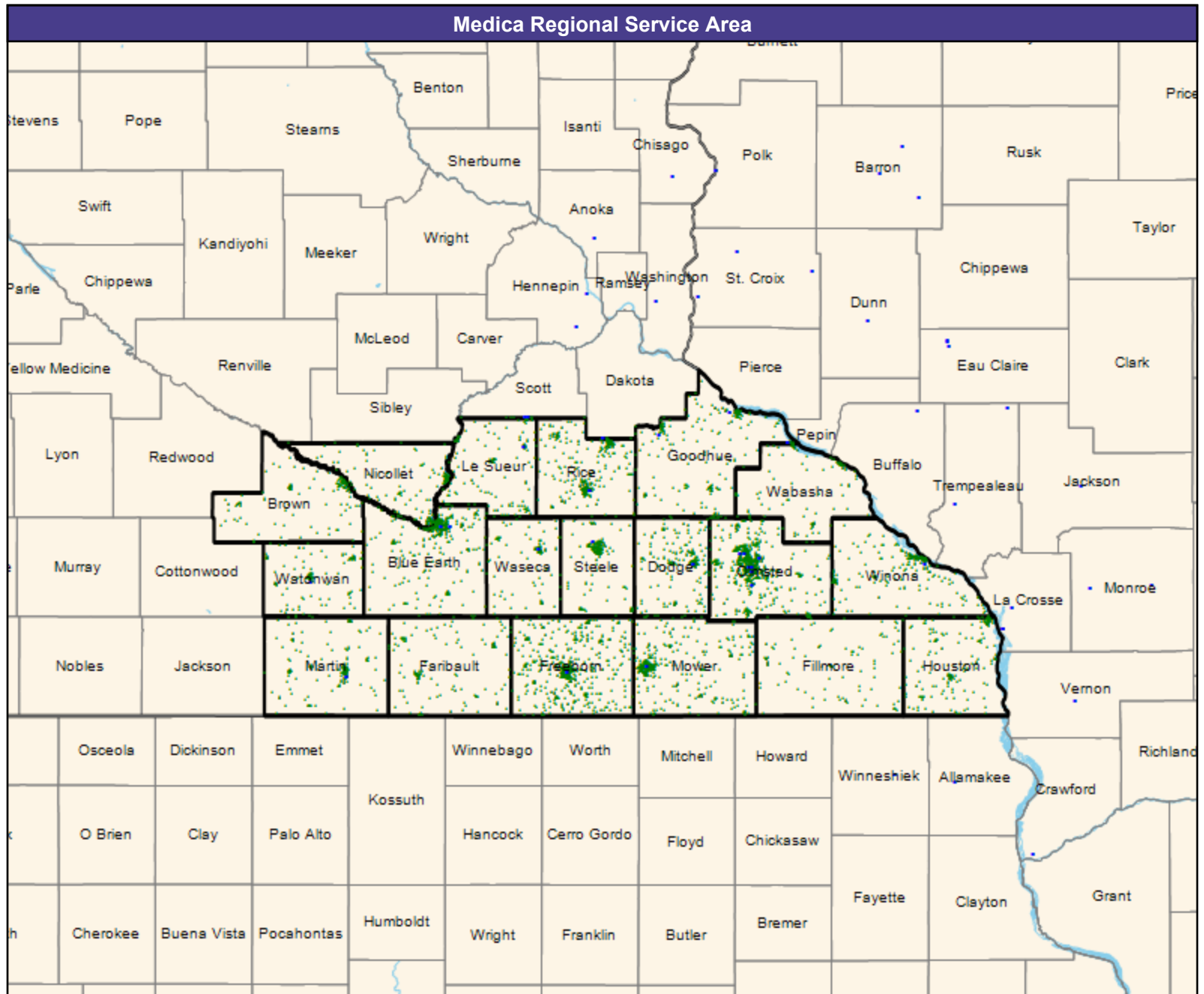
The Access Standard is defined as (National Proxy Census (Engage by Medica MNN014)) eligibles accessing:

1 (Engage by Medica MNN014 Radiology and Nuclear Medicine (Medica Regional Service Area)) provider in 60 miles or 60 minutes

Service Areas

- Engage by Medica MNN014

35.03 miles



Access Detail By County

July 2, 2024

Created by...
Medica

Access Analysis
Radiology and Nuclear Medicine
Eligible / Provider Groups
National Proxy Census (Engage by
Medica MNN014)
Engage by Medica MNN014
Radiology and Nuclear Medicine
(Medica Regional Service Area)

All Eligibles										
State Name	County	Eligible	Provider	Counts	With Access		Without Access		Average Distance	Average Time
		#	Standard	#	#	%	#	%	1	1
Minnesota	Blue Earth	347	1 in 60 miles or 60 mins	1,411	347	100.0	0	0.0	7.3	8.0
	Brown	135	1 in 60 miles or 60 mins	0	135	100.0	0	0.0	26.7	29.0
	Dodge	218	1 in 60 miles or 60 mins	687	218	100.0	0	0.0	7.2	7.9
	Faribault	151	1 in 60 miles or 60 mins	0	151	100.0	0	0.0	22.1	24.1
	Fillmore	112	1 in 60 miles or 60 mins	0	112	100.0	0	0.0	25.3	27.6
	Freeborn	668	1 in 60 miles or 60 mins	879	668	100.0	0	0.0	7.5	8.2
	Goodhue	227	1 in 60 miles or 60 mins	2,481	227	100.0	0	0.0	8.6	9.4
	Houston	192	1 in 60 miles or 60 mins	0	192	100.0	0	0.0	16.0	17.4
	Le Sueur	145	1 in 60 miles or 60 mins	3	145	100.0	0	0.0	9.6	10.4
	Martin	200	1 in 60 miles or 60 mins	850	200	100.0	0	0.0	8.2	8.9
	Mower	458	1 in 60 miles or 60 mins	933	458	100.0	0	0.0	8.1	8.8
	Nicollet	161	1 in 60 miles or 60 mins	0	161	100.0	0	0.0	13.7	14.9
	Olmsted	706	1 in 60 miles or 60 mins	3,463	706	100.0	0	0.0	3.9	4.4
	Rice	308	1 in 60 miles or 60 mins	777	308	100.0	0	0.0	5.2	5.6
	Steele	191	1 in 60 miles or 60 mins	825	191	100.0	0	0.0	6.5	7.1
	Wabasha	104	1 in 60 miles or 60 mins	0	104	100.0	0	0.0	14.1	15.5
	Waseca	106	1 in 60 miles or 60 mins	819	106	100.0	0	0.0	7.2	7.9
	Watonwan	131	1 in 60 miles or 60 mins	810	131	100.0	0	0.0	8.7	9.5
	Winona	247	1 in 60 miles or 60 mins	39	247	100.0	0	0.0	9.1	9.9
	Grand Totals	4,807	1 in 60 miles or 60 mins	13,977	4,807	100.0	0	0.0	9.2	10.0

Reconstructive Surgery/Engage by Medica/MNN014

July 2, 2024

Created by...
Medica

Engage by Medica MNN014
Reconstructive Surgery

22 providers at 14 locations

- All providers

Reconstructive Surgery

Employee Group

National Proxy Census (Engage by
Medica MNN014)

Provider Group

Engage by Medica MNN014
Reconstructive Surgery (Medica
Regional Service Area)

4,807 eligible locations

- ◆ With access (4,774)
- Without access (33)

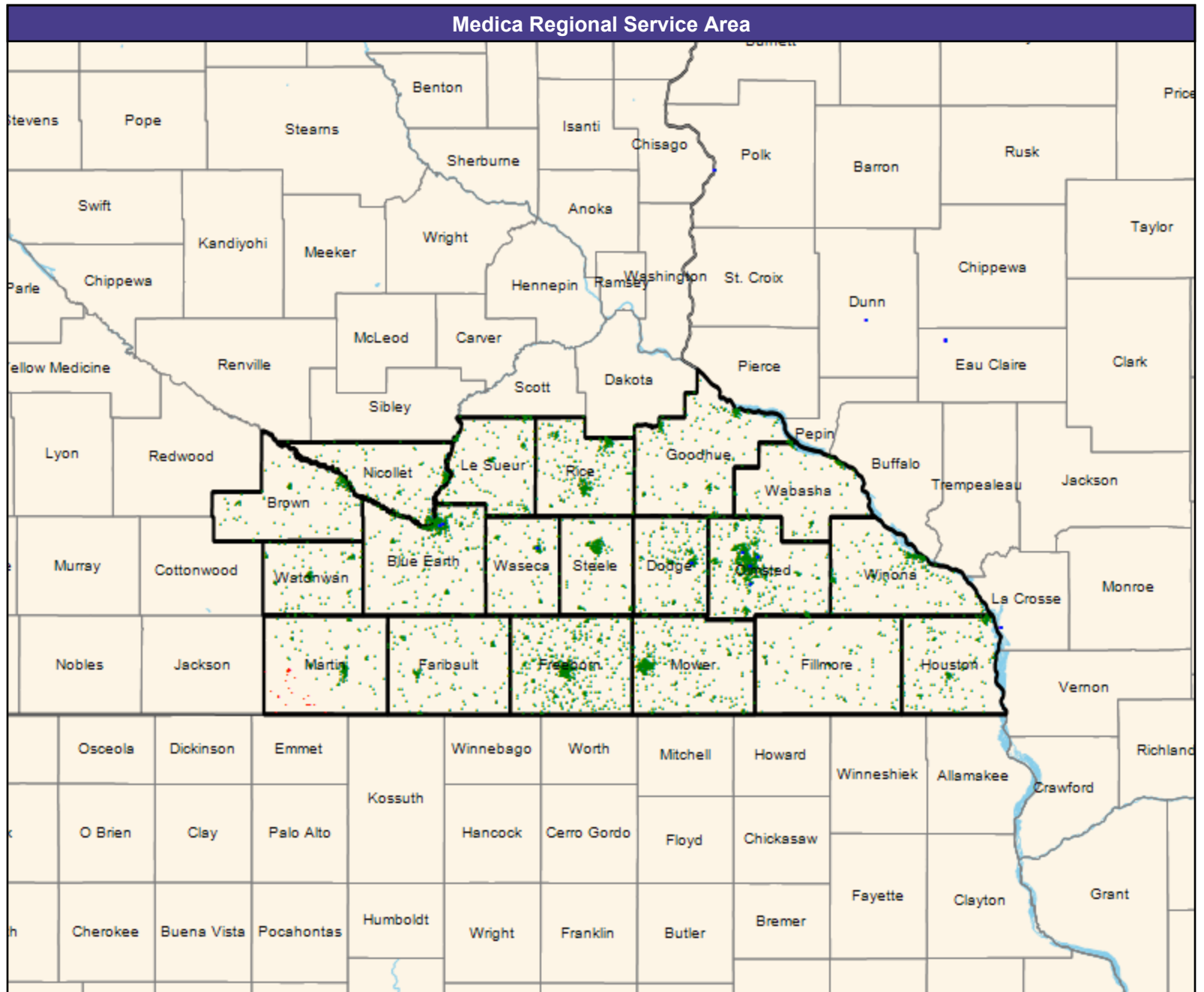
The Access Standard is defined as
(National Proxy Census (Engage by
Medica MNN014)) eligibles accessing:

1 (Engage by Medica MNN014
Reconstructive Surgery (Medica
Regional Service Area)) provider in 60
miles or 60 minutes

Service Areas

- Engage by Medica MNN014

35.03 miles



Access Detail By County

July 2, 2024

Created by...
Medica

Access Analysis
Reconstructive Surgery
Eligible / Provider Groups
National Proxy Census (Engage by
Medica MNN014)
Engage by Medica MNN014
Reconstructive Surgery (Medica
Regional Service Area)

All Eligibles										
State Name	County	Eligible	Provider	Counts	With Access		Without Access		Average Distance	Average Time
		#	Standard	#	#	%	#	%	1	1
Minnesota	Blue Earth	347	1 in 60 miles or 60 mins	6	347	100.0	0	0.0	7.8	8.5
	Brown	135	1 in 60 miles or 60 mins	0	135	100.0	0	0.0	36.5	39.7
	Dodge	218	1 in 60 miles or 60 mins	29	218	100.0	0	0.0	7.5	8.2
	Faribault	151	1 in 60 miles or 60 mins	0	151	100.0	0	0.0	35.8	39.0
	Fillmore	112	1 in 60 miles or 60 mins	0	112	100.0	0	0.0	30.4	33.1
	Freeborn	668	1 in 60 miles or 60 mins	0	668	100.0	0	0.0	32.9	35.9
	Goodhue	227	1 in 60 miles or 60 mins	0	227	100.0	0	0.0	30.0	33.5
	Houston	192	1 in 60 miles or 60 mins	0	192	100.0	0	0.0	18.2	19.8
	Le Sueur	145	1 in 60 miles or 60 mins	0	145	100.0	0	0.0	22.0	23.9
	Martin	200	1 in 60 miles or 60 mins	0	167	83.5	33	16.5	52.5	57.2
	Mower	458	1 in 60 miles or 60 mins	0	458	100.0	0	0.0	29.5	32.2
	Nicollet	161	1 in 60 miles or 60 mins	0	161	100.0	0	0.0	14.0	15.2
	Olmsted	706	1 in 60 miles or 60 mins	116	706	100.0	0	0.0	4.2	4.8
	Rice	308	1 in 60 miles or 60 mins	0	308	100.0	0	0.0	28.7	31.3
	Steele	191	1 in 60 miles or 60 mins	0	191	100.0	0	0.0	16.6	18.1
	Wabasha	104	1 in 60 miles or 60 mins	0	104	100.0	0	0.0	26.1	28.5
	Waseca	106	1 in 60 miles or 60 mins	3	106	100.0	0	0.0	7.3	7.9
	Watonwan	131	1 in 60 miles or 60 mins	0	131	100.0	0	0.0	38.0	41.4
	Winona	247	1 in 60 miles or 60 mins	0	247	100.0	0	0.0	29.4	32.0
	Grand Totals	4,807	1 in 60 miles or 60 mins	154	4,774	99.3	33	0.7	23.0	25.1

Rheumatology/Engage by Medica/MNN014

July 2, 2024

Created by...
Medica

Engage by Medica MNN014
Rheumatology

26 providers at 16 locations

- All providers

Rheumatology

Employee Group

National Proxy Census (Engage by Medica MNN014)

Provider Group

Engage by Medica MNN014
Rheumatology (Medica Regional Service Area)

4,807 eligible locations

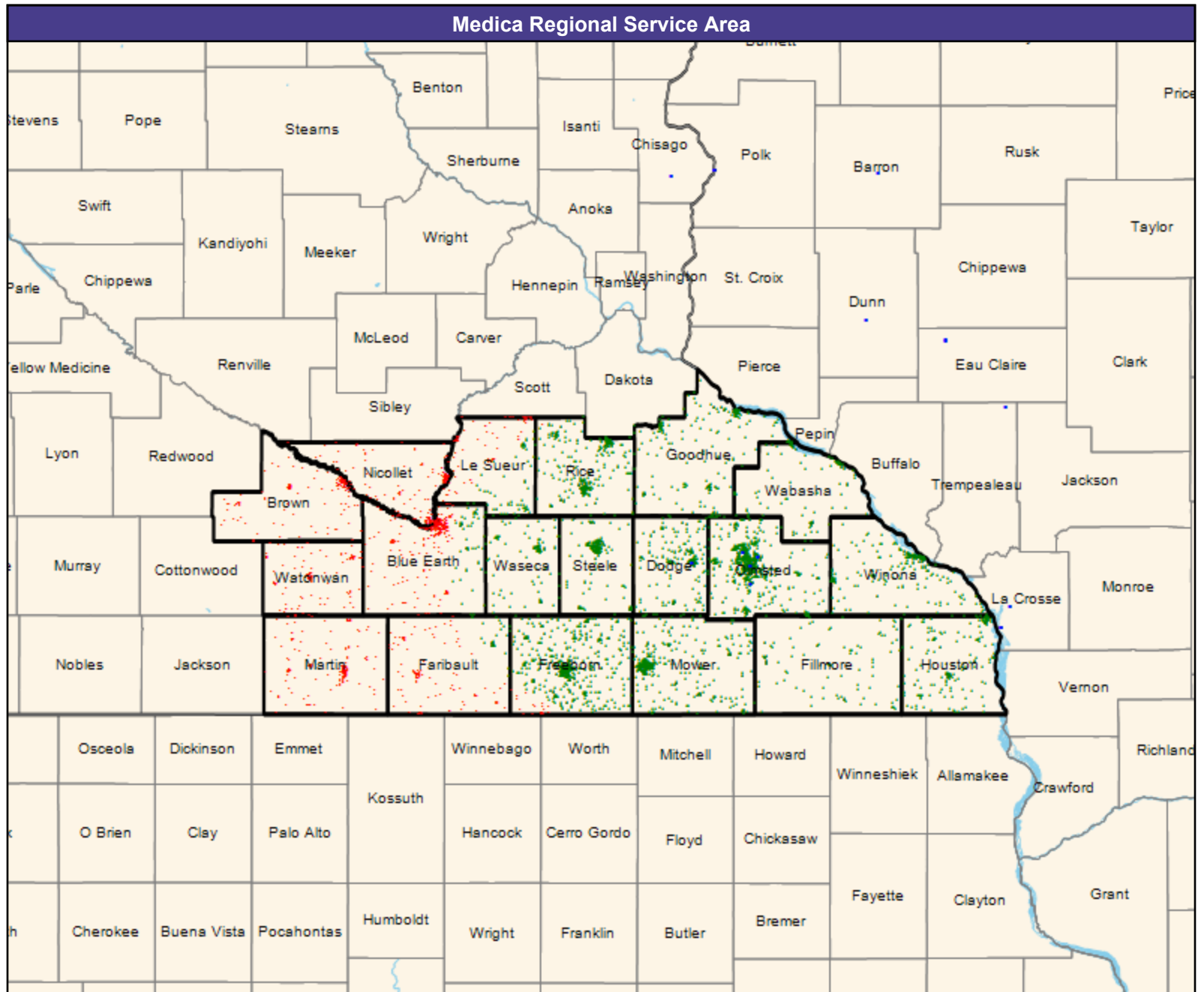
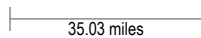
- ◆ With access (3,668)
- Without access (1,139)

The Access Standard is defined as (National Proxy Census (Engage by Medica MNN014)) eligibles accessing:

1 (Engage by Medica MNN014 Rheumatology (Medica Regional Service Area)) provider in 60 miles or 60 minutes

Service Areas

- Engage by Medica MNN014



Access Detail By County

July 2, 2024

Created by...
Medica

Access Analysis
Rheumatology
Eligible / Provider Groups
National Proxy Census (Engage by Medica MNN014)
Engage by Medica MNN014
Rheumatology (Medica Regional Service Area)

All Eligibles										
State Name	County	Eligible	Provider	Counts	With Access		Without Access		Average Distance	Average Time
		#	Standard	#	#	%	#	%	1	1
Minnesota	Blue Earth	347	1 in 60 miles or 60 mins	0	53	15.3	294	84.7	64.6	70.5
	Brown	135	1 in 60 miles or 60 mins	0	0	0.0	135	100.0	97.2	105.9
	Dodge	218	1 in 60 miles or 60 mins	18	218	100.0	0	0.0	7.5	8.2
	Faribault	151	1 in 60 miles or 60 mins	0	36	23.8	115	76.2	69.6	75.9
	Fillmore	112	1 in 60 miles or 60 mins	0	112	100.0	0	0.0	30.4	33.1
	Freeborn	668	1 in 60 miles or 60 mins	0	648	97.0	20	3.0	48.5	53.0
	Goodhue	227	1 in 60 miles or 60 mins	0	227	100.0	0	0.0	30.0	33.5
	Houston	192	1 in 60 miles or 60 mins	0	192	100.0	0	0.0	18.2	19.8
	Le Sueur	145	1 in 60 miles or 60 mins	0	63	43.4	82	56.6	59.8	65.2
	Martin	200	1 in 60 miles or 60 mins	0	0	0.0	200	100.0	94.7	103.3
	Mower	458	1 in 60 miles or 60 mins	0	458	100.0	0	0.0	29.5	32.2
	Nicollet	161	1 in 60 miles or 60 mins	0	0	0.0	161	100.0	72.1	78.6
	Olmsted	706	1 in 60 miles or 60 mins	74	706	100.0	0	0.0	4.2	4.8
	Rice	308	1 in 60 miles or 60 mins	0	307	99.7	1	0.3	43.2	47.1
	Steele	191	1 in 60 miles or 60 mins	0	191	100.0	0	0.0	26.1	28.4
	Wabasha	104	1 in 60 miles or 60 mins	0	104	100.0	0	0.0	26.1	28.5
	Waseca	106	1 in 60 miles or 60 mins	0	106	100.0	0	0.0	41.9	45.7
	Watonwan	131	1 in 60 miles or 60 mins	0	0	0.0	131	100.0	94.6	103.1
	Winona	247	1 in 60 miles or 60 mins	0	247	100.0	0	0.0	27.2	29.6
Grand Totals		4,807	1 in 60 miles or 60 mins	92	3,668	76.3	1,139	23.7	40.4	44.1

Substance Use Disorder (SUD) Outpatient/Engage by Medica/MNN014

July 2, 2024

Created by...
Medica

Engage by Medica MNN014 Substance Use Disorder (SUD) Outpatient

277 providers at 697 locations

- All providers

Substance Use Disorder (SUD) Outpatient

Employee Group

National Proxy Census (Engage by Medica MNN014)

Provider Group

Engage by Medica MNN014 Substance Use Disorder (SUD) Outpatient (Medica Regional Service Area)

4,807 eligible locations

- ◆ With access (4,807)
- Without access (0)

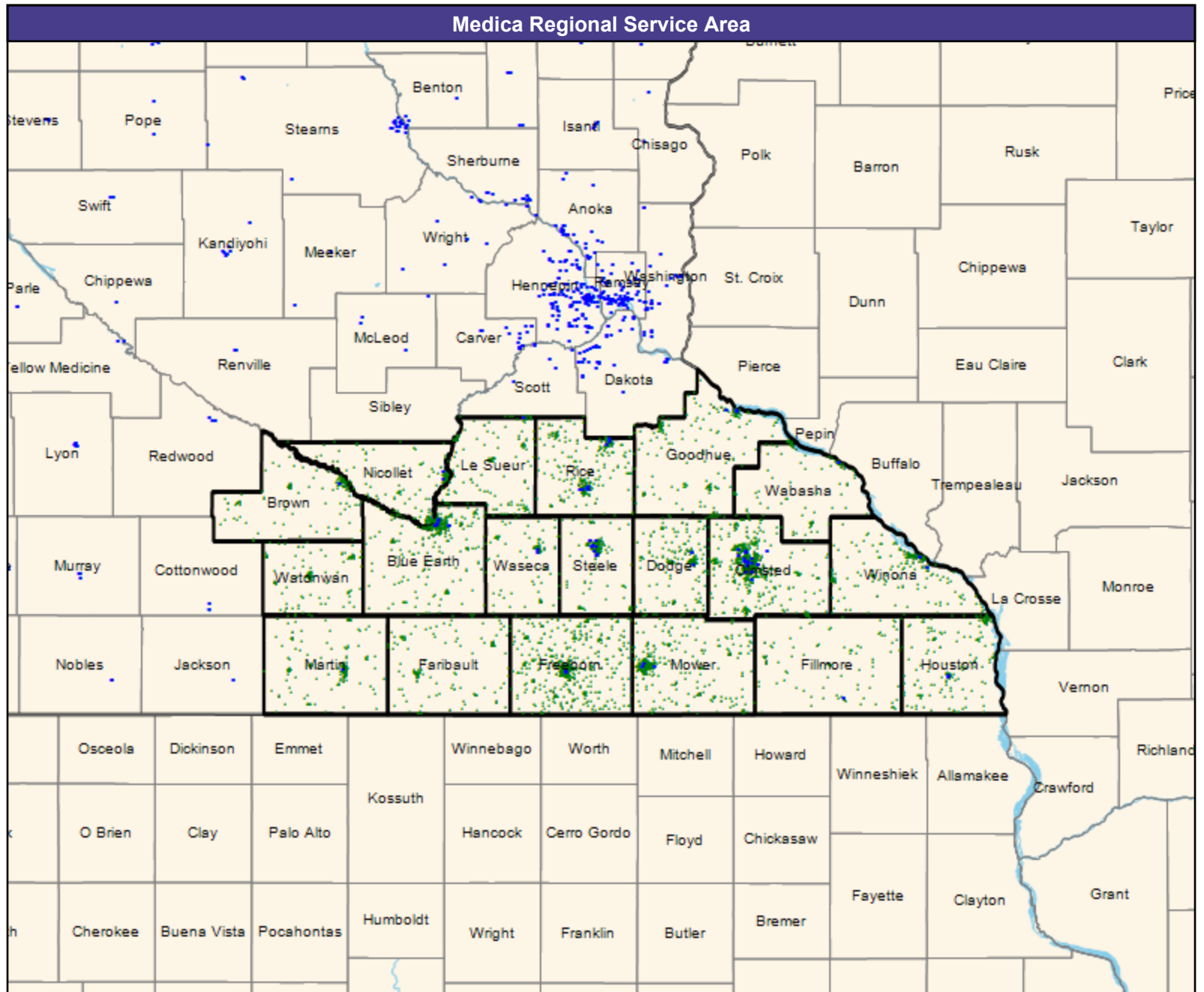
The Access Standard is defined as (National Proxy Census (Engage by Medica MNN014)) eligibles accessing:

1 (Engage by Medica MNN014 Substance Use Disorder (SUD) Outpatient (Medica Regional Service Area)) provider in 60 miles or 60 minutes

Service Areas

- Engage by Medica MNN014

35.03 miles



Access Detail By County

July 2, 2024

Created by...
Medica

Access Analysis
Substance Use Disorder (SUD)
Outpatient

Eligible / Provider Groups
National Proxy Census (Engage by
Medica MNN014)
Engage by Medica MNN014
Substance Use Disorder (SUD)
Outpatient (Medica Regional
Service Area)

All Eligibles										
State Name	County	Eligible	Provider	Counts	With Access		Without Access		Average Distance	Average Time
		#	Standard	#	#	%	#	%	1	1
Minnesota	Blue Earth	347	1 in 60 miles or 60 mins	11	347	100.0	0	0.0	6.9	7.4
	Brown	135	1 in 60 miles or 60 mins	1	135	100.0	0	0.0	10.7	11.7
	Dodge	218	1 in 60 miles or 60 mins	2	218	100.0	0	0.0	6.4	7.0
	Faribault	151	1 in 60 miles or 60 mins	0	151	100.0	0	0.0	22.4	24.4
	Fillmore	112	1 in 60 miles or 60 mins	1	112	100.0	0	0.0	15.7	17.1
	Freeborn	668	1 in 60 miles or 60 mins	3	668	100.0	0	0.0	7.3	7.9
	Goodhue	227	1 in 60 miles or 60 mins	3	227	100.0	0	0.0	10.7	11.6
	Houston	192	1 in 60 miles or 60 mins	2	192	100.0	0	0.0	11.5	12.5
	Le Sueur	145	1 in 60 miles or 60 mins	1	145	100.0	0	0.0	9.7	10.5
	Martin	200	1 in 60 miles or 60 mins	1	200	100.0	0	0.0	8.0	8.7
	Mower	458	1 in 60 miles or 60 mins	3	458	100.0	0	0.0	7.3	7.9
	Nicollet	161	1 in 60 miles or 60 mins	2	161	100.0	0	0.0	4.9	5.4
	Olmsted	706	1 in 60 miles or 60 mins	22	706	100.0	0	0.0	3.6	4.0
	Rice	308	1 in 60 miles or 60 mins	8	308	100.0	0	0.0	4.3	4.7
	Steele	191	1 in 60 miles or 60 mins	9	191	100.0	0	0.0	4.5	4.8
	Wabasha	104	1 in 60 miles or 60 mins	1	104	100.0	0	0.0	11.1	12.2
	Waseca	106	1 in 60 miles or 60 mins	2	106	100.0	0	0.0	7.0	7.6
	Watonwan	131	1 in 60 miles or 60 mins	0	131	100.0	0	0.0	22.8	24.8
	Winona	247	1 in 60 miles or 60 mins	3	247	100.0	0	0.0	8.5	9.3
	Grand Totals		4,807	1 in 60 miles or 60 mins	75	4,807	100.0	0	0.0	8.1

Substance Use Disorder (SUD) Inpatient/Engage by Medica/MNN014

July 2, 2024

Created by...
Medica

Engage by Medica MNN014 Substance Use Disorder (SUD) Inpatient

92 providers at 277 locations

- All providers

Substance Use Disorder (SUD) Inpatient

Employee Group

National Proxy Census (Engage by Medica MNN014)

Provider Group

Engage by Medica MNN014 Substance Use Disorder (SUD) Inpatient (Medica Regional Service Area)

4,807 eligible locations

- ◆ With access (4,807)
- Without access (0)

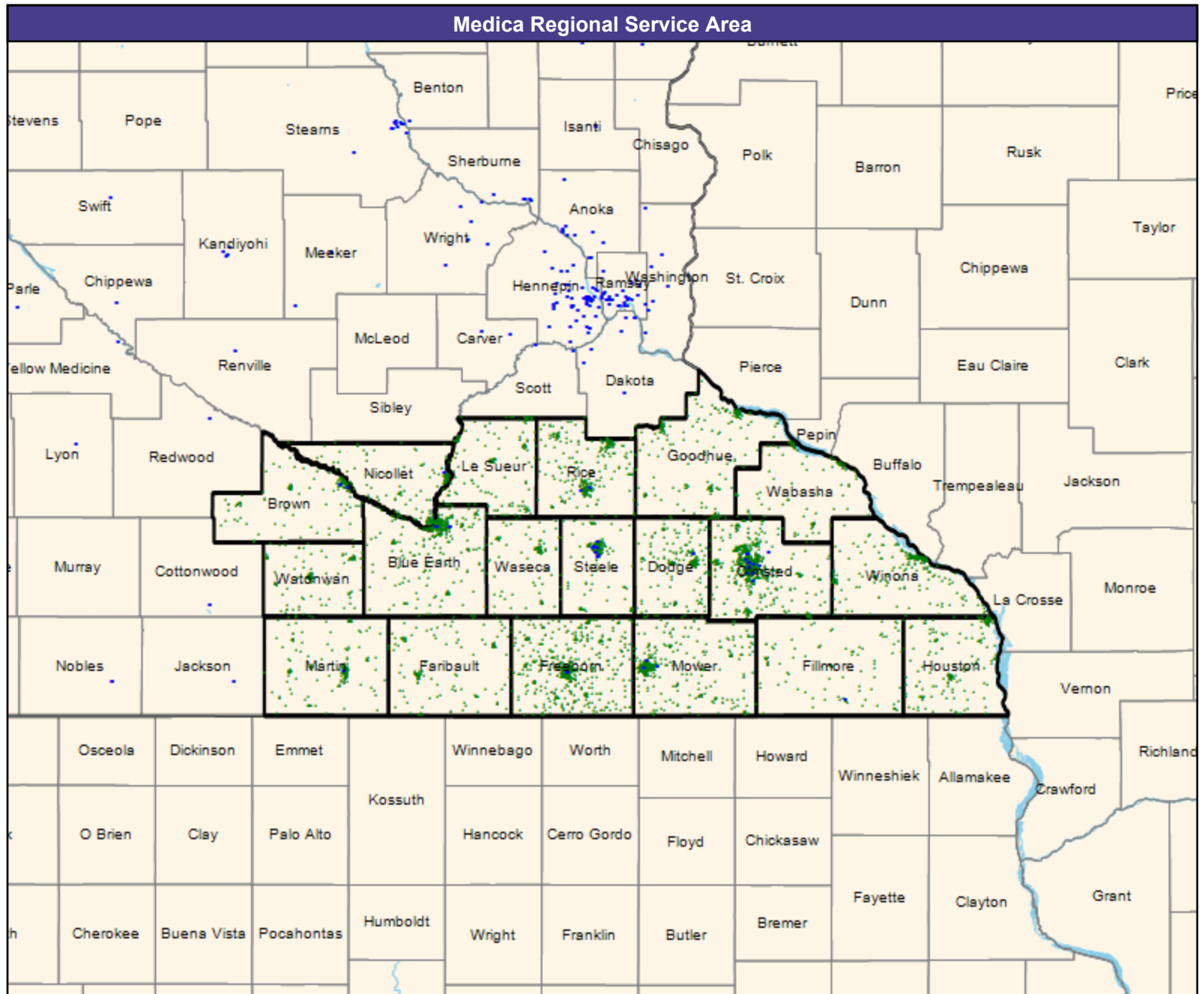
The Access Standard is defined as (National Proxy Census (Engage by Medica MNN014)) eligibles accessing:

1 (Engage by Medica MNN014 Substance Use Disorder (SUD) Inpatient (Medica Regional Service Area)) provider in 60 miles or 60 minutes

Service Areas

- Engage by Medica MNN014

35.03 miles



Access Detail By County

July 2, 2024

Created by...
Medica

Access Analysis
Substance Use Disorder (SUD)
Inpatient

Eligible / Provider Groups
National Proxy Census (Engage by
Medica MNN014)
Engage by Medica MNN014
Substance Use Disorder (SUD)
Inpatient (Medica Regional Service
Area)

All Eligibles										
State Name	County	Eligible	Provider	Counts	With Access		Without Access		Average Distance	Average Time
		#	Standard	#	#	%	#	%	1	1
Minnesota	Blue Earth	347	1 in 60 miles or 60 mins	4	347	100.0	0	0.0	7.0	7.7
	Brown	135	1 in 60 miles or 60 mins	2	135	100.0	0	0.0	10.6	11.5
	Dodge	218	1 in 60 miles or 60 mins	1	218	100.0	0	0.0	7.5	8.2
	Faribault	151	1 in 60 miles or 60 mins	0	151	100.0	0	0.0	22.4	24.4
	Fillmore	112	1 in 60 miles or 60 mins	1	112	100.0	0	0.0	16.3	17.7
	Freeborn	668	1 in 60 miles or 60 mins	2	668	100.0	0	0.0	7.3	8.0
	Goodhue	227	1 in 60 miles or 60 mins	0	227	100.0	0	0.0	22.1	24.1
	Houston	192	1 in 60 miles or 60 mins	0	192	100.0	0	0.0	33.6	36.6
	Le Sueur	145	1 in 60 miles or 60 mins	0	145	100.0	0	0.0	15.5	16.9
	Martin	200	1 in 60 miles or 60 mins	1	200	100.0	0	0.0	8.0	8.7
	Mower	458	1 in 60 miles or 60 mins	3	458	100.0	0	0.0	7.2	7.8
	Nicollet	161	1 in 60 miles or 60 mins	1	161	100.0	0	0.0	5.3	5.8
	Olmsted	706	1 in 60 miles or 60 mins	13	706	100.0	0	0.0	4.0	4.5
	Rice	308	1 in 60 miles or 60 mins	3	308	100.0	0	0.0	8.9	9.7
	Steele	191	1 in 60 miles or 60 mins	8	191	100.0	0	0.0	4.5	4.9
	Wabasha	104	1 in 60 miles or 60 mins	0	104	100.0	0	0.0	23.6	25.9
	Waseca	106	1 in 60 miles or 60 mins	0	106	100.0	0	0.0	16.0	17.4
	Watonwan	131	1 in 60 miles or 60 mins	0	131	100.0	0	0.0	22.5	24.5
	Winona	247	1 in 60 miles or 60 mins	0	247	100.0	0	0.0	33.9	36.9
	Grand Totals		4,807	1 in 60 miles or 60 mins	39	4,807	100.0	0	0.0	11.9

Thoracic Surgery/Engage by Medica/MNN014

July 2, 2024

Created by...
Medica

Engage by Medica MNN014 Thoracic Surgery

23 providers at 18 locations

- All providers

Thoracic Surgery

Employee Group

National Proxy Census (Engage by Medica MNN014)

Provider Group

Engage by Medica MNN014 Thoracic Surgery (Medica Regional Service Area)

4,807 eligible locations

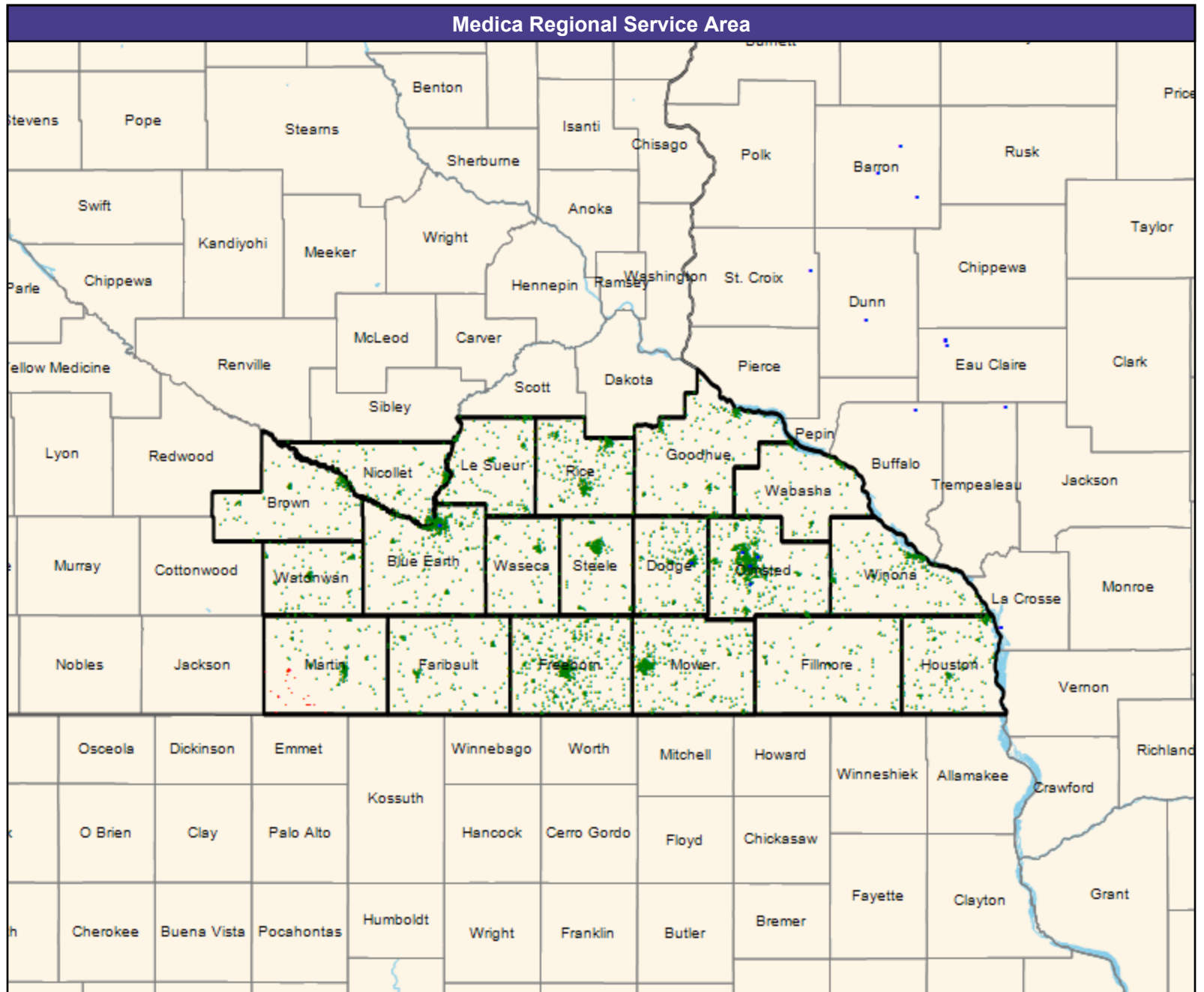

- ◆ With access (4,774)
- Without access (33)

The Access Standard is defined as (National Proxy Census (Engage by Medica MNN014)) eligibles accessing:

1 (Engage by Medica MNN014 Thoracic Surgery (Medica Regional Service Area)) provider in 60 miles or 60 minutes

Service Areas

- Engage by Medica MNN014



Access Detail By County

July 2, 2024

Created by...
Medica

Access Analysis
Thoracic Surgery
Eligible / Provider Groups
National Proxy Census (Engage by Medica MNN014)
Engage by Medica MNN014
Thoracic Surgery (Medica Regional Service Area)

		All Eligibles								
State Name	County	Eligible	Provider	Counts	With Access		Without Access		Average Distance	Average Time
		#	Standard	#	#	%	#	%	1	1
Minnesota	Blue Earth	347	1 in 60 miles or 60 mins	1	347	100.0	0	0.0	8.0	8.7
	Brown	135	1 in 60 miles or 60 mins	0	135	100.0	0	0.0	36.5	39.7
	Dodge	218	1 in 60 miles or 60 mins	19	218	100.0	0	0.0	7.5	8.2
	Faribault	151	1 in 60 miles or 60 mins	0	151	100.0	0	0.0	37.7	41.1
	Fillmore	112	1 in 60 miles or 60 mins	0	112	100.0	0	0.0	30.4	33.1
	Freeborn	668	1 in 60 miles or 60 mins	0	668	100.0	0	0.0	47.5	51.8
	Goodhue	227	1 in 60 miles or 60 mins	0	227	100.0	0	0.0	30.0	33.5
	Houston	192	1 in 60 miles or 60 mins	0	192	100.0	0	0.0	18.2	19.8
	Le Sueur	145	1 in 60 miles or 60 mins	0	145	100.0	0	0.0	26.3	28.7
	Martin	200	1 in 60 miles or 60 mins	0	167	83.5	33	16.5	52.5	57.2
	Mower	458	1 in 60 miles or 60 mins	0	458	100.0	0	0.0	29.5	32.2
	Nicollet	161	1 in 60 miles or 60 mins	0	161	100.0	0	0.0	14.1	15.4
	Olmsted	706	1 in 60 miles or 60 mins	77	706	100.0	0	0.0	4.2	4.8
	Rice	308	1 in 60 miles or 60 mins	0	308	100.0	0	0.0	39.9	43.4
	Steele	191	1 in 60 miles or 60 mins	0	191	100.0	0	0.0	26.0	28.3
	Wabasha	104	1 in 60 miles or 60 mins	0	104	100.0	0	0.0	24.2	26.5
	Waseca	106	1 in 60 miles or 60 mins	0	106	100.0	0	0.0	26.5	28.9
	Watonwan	131	1 in 60 miles or 60 mins	0	131	100.0	0	0.0	38.0	41.4
	Winona	247	1 in 60 miles or 60 mins	0	247	100.0	0	0.0	29.3	32.0
	Grand Totals	4,807	1 in 60 miles or 60 mins	97	4,774	99.3	33	0.7	26.7	29.2

Urology/Engage by Medica/MNN014

July 2, 2024

Created by...
Medica

Engage by Medica MNN014 Urology

70 providers at 37 locations

■ All providers

Urology

Employee Group

National Proxy Census (Engage by Medica MNN014)

Provider Group

Engage by Medica MNN014 Urology (Medica Regional Service Area)

4,807 eligible locations

◆ With access (4,807)

● Without access (0)

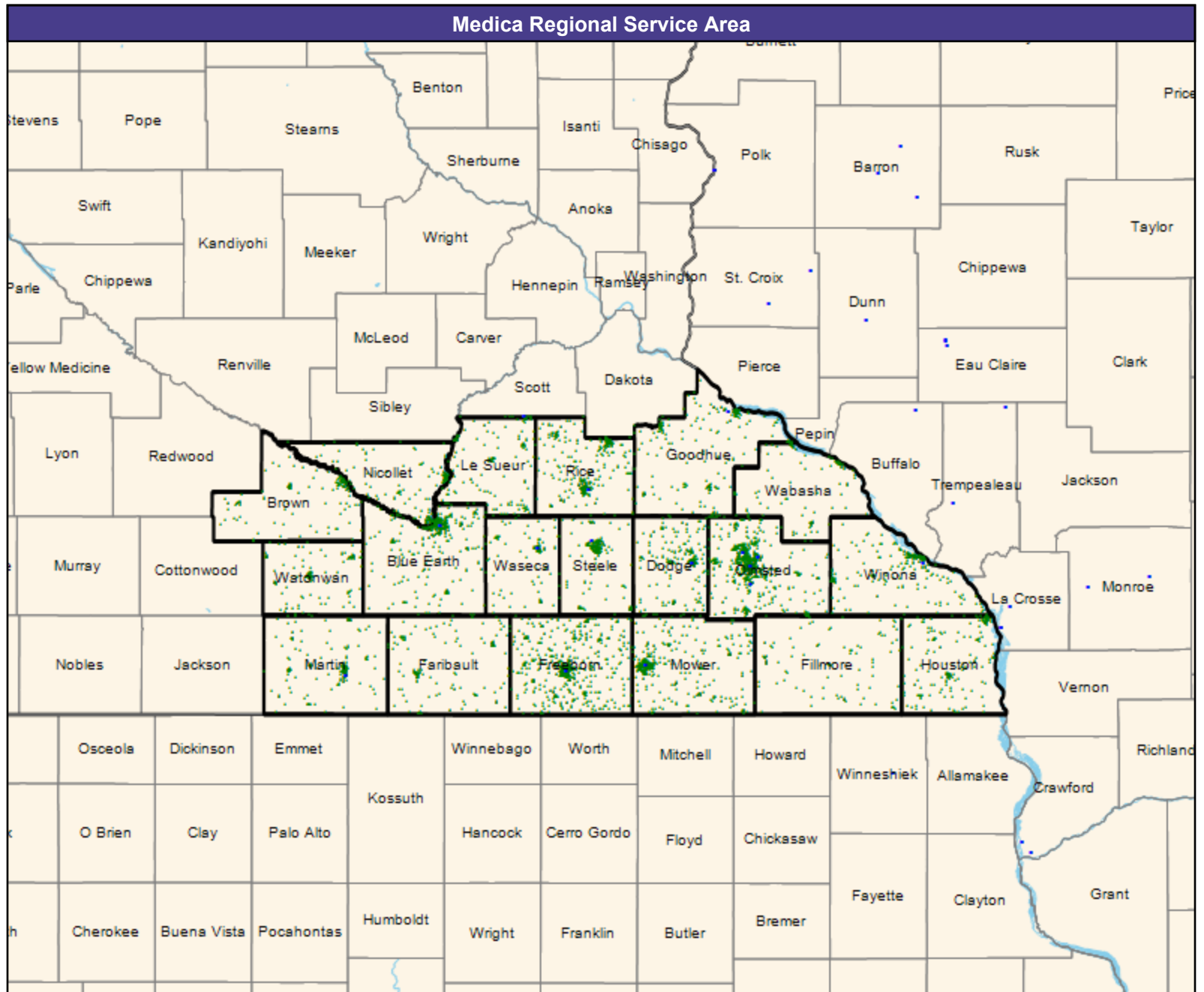
The Access Standard is defined as (National Proxy Census (Engage by Medica MNN014)) eligibles accessing:

1 (Engage by Medica MNN014 Urology (Medica Regional Service Area)) provider in 60 miles or 60 minutes

Service Areas

□ Engage by Medica MNN014

35.03 miles



Access Detail By County

July 2, 2024

Created by...
Medica

Access Analysis
Urology
Eligible / Provider Groups
National Proxy Census (Engage by
Medica MNN014)
Engage by Medica MNN014 Urology
(Medica Regional Service Area)

All Eligibles										
State Name	County	Eligible	Provider	Counts	With Access		Without Access		Average Distance	Average Time
		#	Standard	#	#	%	#	%	1	1
Minnesota	Blue Earth	347	1 in 60 miles or 60 mins	19	347	100.0	0	0.0	7.9	8.6
	Brown	135	1 in 60 miles or 60 mins	0	135	100.0	0	0.0	36.5	39.7
	Dodge	218	1 in 60 miles or 60 mins	38	218	100.0	0	0.0	7.2	7.9
	Faribault	151	1 in 60 miles or 60 mins	0	151	100.0	0	0.0	22.2	24.2
	Fillmore	112	1 in 60 miles or 60 mins	0	112	100.0	0	0.0	25.3	27.6
	Freeborn	668	1 in 60 miles or 60 mins	5	668	100.0	0	0.0	7.5	8.2
	Goodhue	227	1 in 60 miles or 60 mins	2	227	100.0	0	0.0	12.9	14.0
	Houston	192	1 in 60 miles or 60 mins	0	192	100.0	0	0.0	16.6	18.1
	Le Sueur	145	1 in 60 miles or 60 mins	0	145	100.0	0	0.0	12.6	13.7
	Martin	200	1 in 60 miles or 60 mins	2	200	100.0	0	0.0	8.9	9.6
	Mower	458	1 in 60 miles or 60 mins	5	458	100.0	0	0.0	8.1	8.8
	Nicollet	161	1 in 60 miles or 60 mins	0	161	100.0	0	0.0	14.1	15.4
	Olmsted	706	1 in 60 miles or 60 mins	152	706	100.0	0	0.0	4.2	4.8
	Rice	308	1 in 60 miles or 60 mins	1	308	100.0	0	0.0	8.9	9.6
	Steele	191	1 in 60 miles or 60 mins	1	191	100.0	0	0.0	6.5	7.1
	Wabasha	104	1 in 60 miles or 60 mins	0	104	100.0	0	0.0	21.8	23.9
	Waseca	106	1 in 60 miles or 60 mins	1	106	100.0	0	0.0	7.3	7.9
	Watonwan	131	1 in 60 miles or 60 mins	0	131	100.0	0	0.0	29.6	32.2
	Winona	247	1 in 60 miles or 60 mins	3	247	100.0	0	0.0	9.1	9.9
	Grand Totals	4,807	1 in 60 miles or 60 mins	229	4,807	100.0	0	0.0	10.9	11.9

Vascular Surgery/Engage by Medica/MNN014

July 2, 2024

Created by...
Medica

Engage by Medica MNN014 Vascular Surgery

18 providers at 12 locations

- All providers

Vascular Surgery

Employee Group

National Proxy Census (Engage by Medica MNN014)

Provider Group

Engage by Medica MNN014 Vascular Surgery (Medica Regional Service Area)

4,807 eligible locations

- ◆ With access (4,774)
- Without access (33)

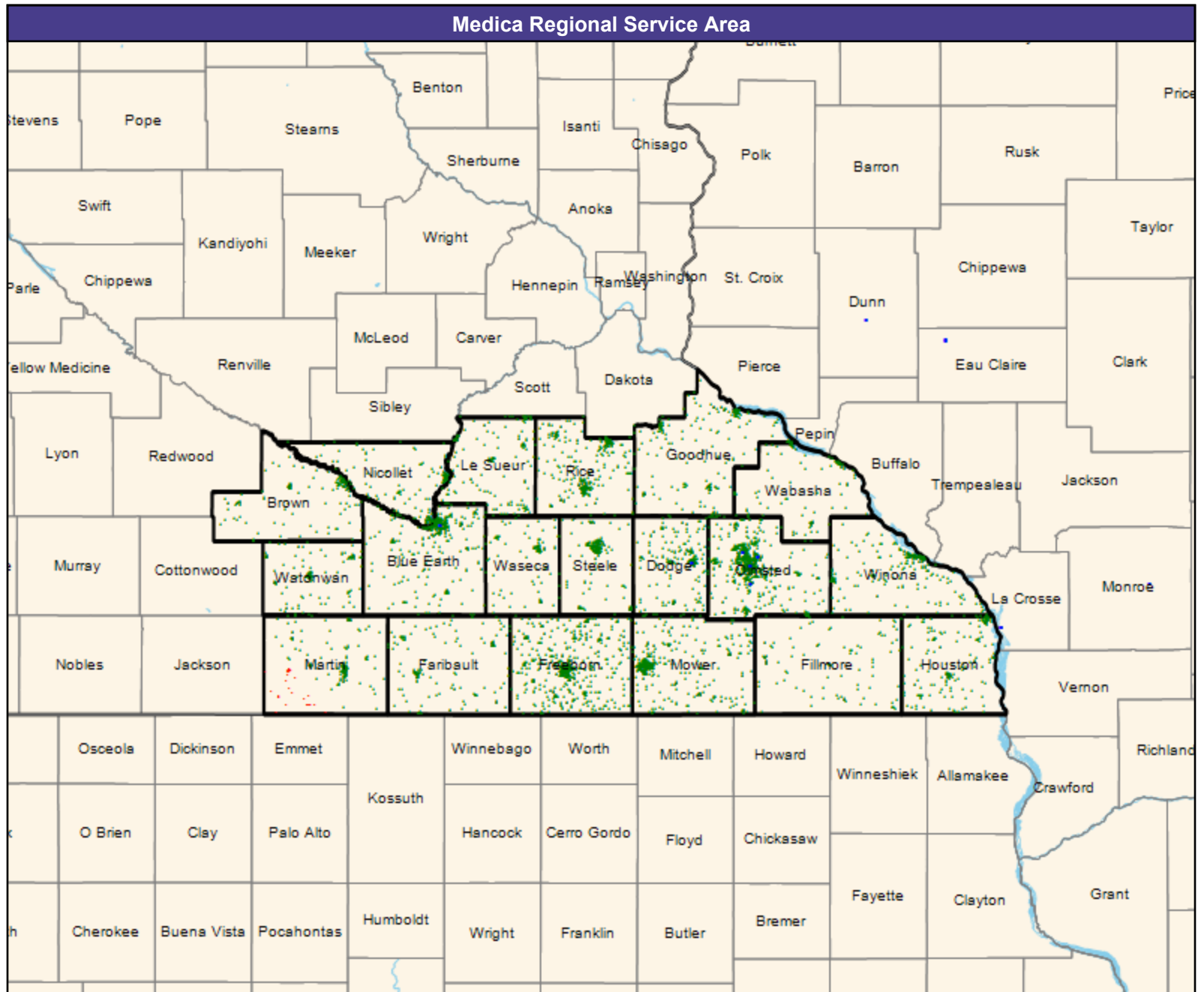
The Access Standard is defined as (National Proxy Census (Engage by Medica MNN014)) eligibles accessing:

1 (Engage by Medica MNN014 Vascular Surgery (Medica Regional Service Area)) provider in 60 miles or 60 minutes

Service Areas

- Engage by Medica MNN014

35.03 miles



Access Detail By County

July 2, 2024

Created by...
Medica

Access Analysis
Vascular Surgery
Eligible / Provider Groups
National Proxy Census (Engage by
Medica MNN014)
Engage by Medica MNN014
Vascular Surgery (Medica Regional
Service Area)

All Eligibles										
State Name	County	Eligible	Provider	Counts	With Access		Without Access		Average Distance	Average Time
		#	Standard	#	#	%	#	%	1	1
Minnesota	Blue Earth	347	1 in 60 miles or 60 mins	1	347	100.0	0	0.0	8.0	8.7
	Brown	135	1 in 60 miles or 60 mins	0	135	100.0	0	0.0	36.5	39.7
	Dodge	218	1 in 60 miles or 60 mins	22	218	100.0	0	0.0	7.5	8.2
	Faribault	151	1 in 60 miles or 60 mins	0	151	100.0	0	0.0	37.7	41.1
	Fillmore	112	1 in 60 miles or 60 mins	0	112	100.0	0	0.0	30.4	33.1
	Freeborn	668	1 in 60 miles or 60 mins	0	668	100.0	0	0.0	47.5	51.8
	Goodhue	227	1 in 60 miles or 60 mins	0	227	100.0	0	0.0	30.0	33.5
	Houston	192	1 in 60 miles or 60 mins	0	192	100.0	0	0.0	18.2	19.8
	Le Sueur	145	1 in 60 miles or 60 mins	0	145	100.0	0	0.0	26.3	28.7
	Martin	200	1 in 60 miles or 60 mins	0	167	83.5	33	16.5	52.5	57.2
	Mower	458	1 in 60 miles or 60 mins	0	458	100.0	0	0.0	29.5	32.2
	Nicollet	161	1 in 60 miles or 60 mins	0	161	100.0	0	0.0	14.1	15.4
	Olmsted	706	1 in 60 miles or 60 mins	88	706	100.0	0	0.0	4.2	4.8
	Rice	308	1 in 60 miles or 60 mins	0	308	100.0	0	0.0	39.9	43.4
	Steele	191	1 in 60 miles or 60 mins	0	191	100.0	0	0.0	26.0	28.3
	Wabasha	104	1 in 60 miles or 60 mins	0	104	100.0	0	0.0	26.1	28.5
	Waseca	106	1 in 60 miles or 60 mins	0	106	100.0	0	0.0	26.5	28.9
	Watonwan	131	1 in 60 miles or 60 mins	0	131	100.0	0	0.0	38.0	41.4
	Winona	247	1 in 60 miles or 60 mins	0	247	100.0	0	0.0	29.4	32.0
	Grand Totals	4,807	1 in 60 miles or 60 mins	111	4,774	99.3	33	0.7	26.7	29.2

Home Health/Engage by Medica/MNN014

July 2, 2024

Engage by Medica MNN014 Home Health Care Agency

6 providers at 18 locations

■ All providers

Service Areas

■ Engage by Medica MNN014 - Home Health

□ Engage by Medica MNN014

35.03 miles

