



MNN001

UCare Individual and Family Plans

July 10, 2024

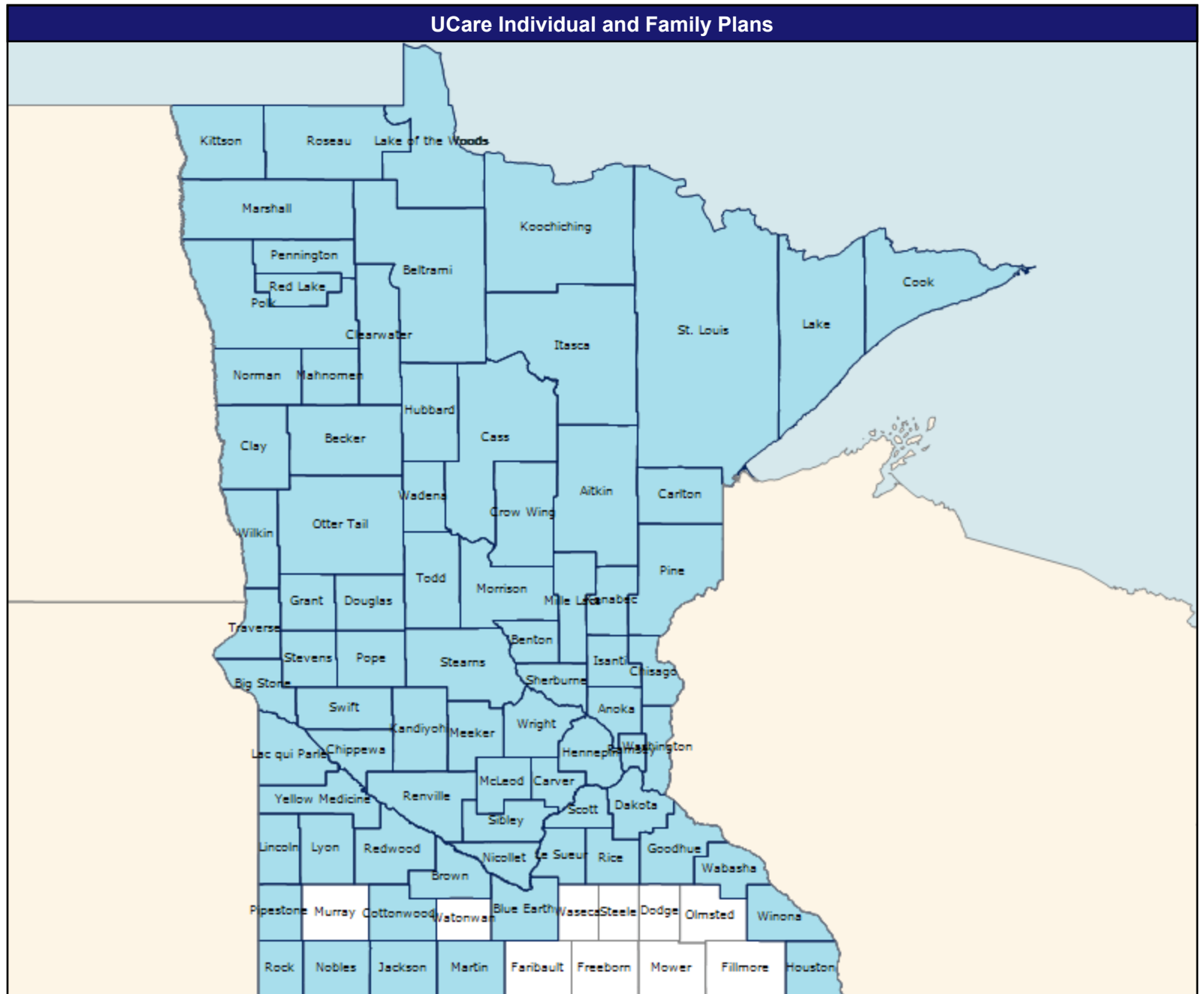
Service Area

July 10, 2024

Service Areas

IFP

61.64 miles

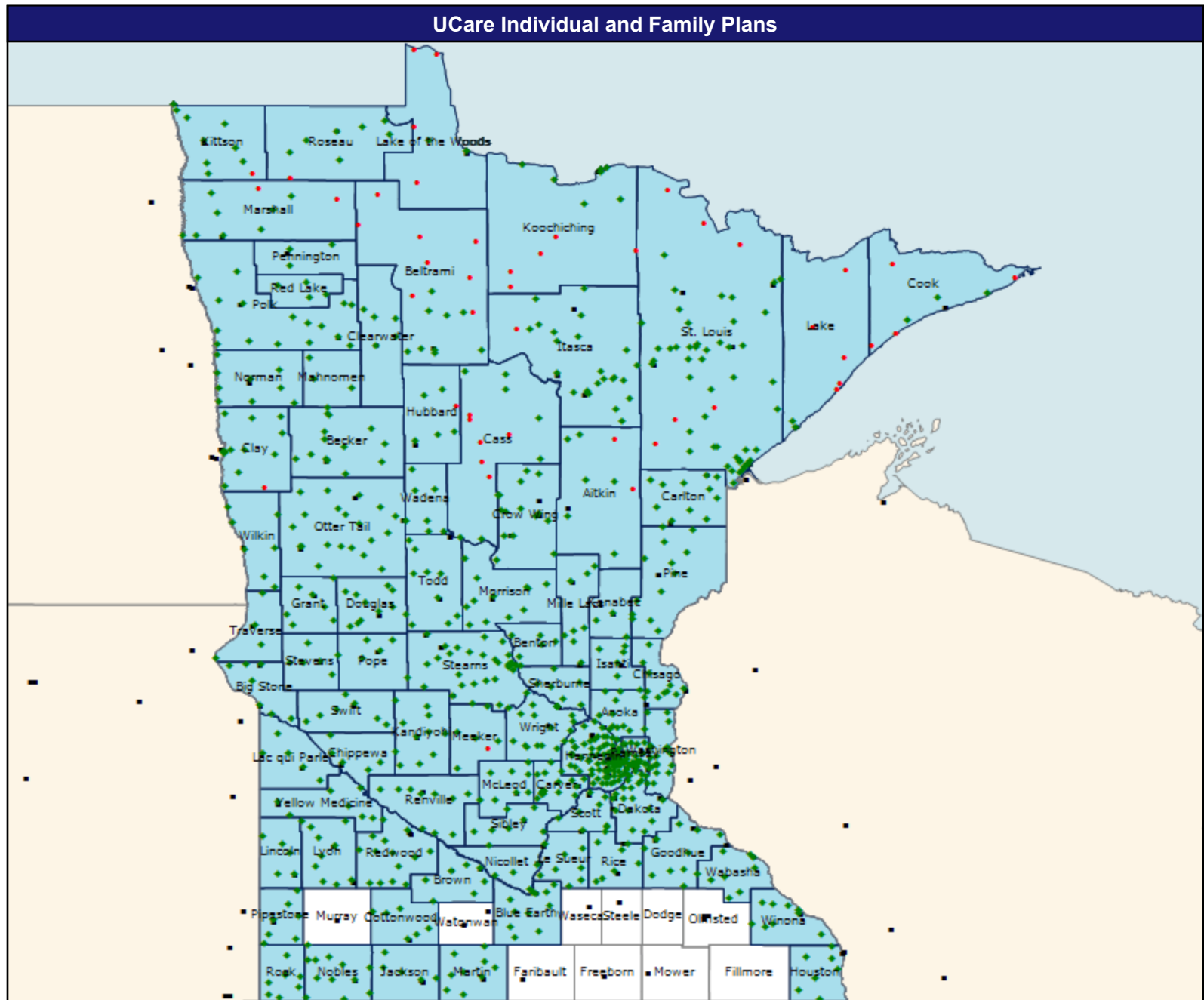


General Hospital Facilities

- July 10, 2024

- General Hospital Facilities
- 278 providers at 190 locations
- All providers
- Access Analysis
- Employee Group
- Census
- Provider Group
- General Hospital Facilities
- 946 employee locations
- ◆ With access (898)
- Without access (48)
- The Access Standard is defined as
(Census) employees accessing:
- 1 (General Hospital Facilities) provider
 in 30 miles and 30 minutes
- Service Areas
- IFP

- 61.64 miles



Access Detail By County - General Hospital

July 10, 2024

Access Analysis
 Access Analysis
 Employee / Provider Groups
 Census
 General Hospital Facilities

All Eligibles											
State Name	County	County SSA	Employee #	Provider		With Access		Without Access		Average Distance	Average Time
				Group	Standard	#	%	#	%	1	1
Minnesota	Aitkin	24000	8	General Hospit...	1 in 30 miles and...	6	75.0	2	25.0	21.8	23.8
	Anoka	24010	13	General Hospit...	1 in 30 miles and...	13	100.0	0	0.0	7.5	9.7
	Becker	24020	14	General Hospit...	1 in 30 miles and...	14	100.0	0	0.0	13.5	14.9
	Beltrami	24030	17	General Hospit...	1 in 30 miles and...	9	52.9	8	47.1	24.8	27.0
	Benton	24040	5	General Hospit...	1 in 30 miles and...	5	100.0	0	0.0	14.9	17.4
	Big Stone	24050	7	General Hospit...	1 in 30 miles and...	7	100.0	0	0.0	8.4	9.1
	Blue Earth	24060	12	General Hospit...	1 in 30 miles and...	12	100.0	0	0.0	10.0	11.0
	Brown	24070	7	General Hospit...	1 in 30 miles and...	7	100.0	0	0.0	9.3	10.1
	Carlton	24080	11	General Hospit...	1 in 30 miles and...	11	100.0	0	0.0	11.3	12.3
	Carver	24090	34	General Hospit...	1 in 30 miles and...	34	100.0	0	0.0	9.1	10.0
	Cass	24100	12	General Hospit...	1 in 30 miles and...	6	50.0	6	50.0	26.0	28.3
	Chippewa	24110	5	General Hospit...	1 in 30 miles and...	5	100.0	0	0.0	10.5	11.4
	Chisago	24120	11	General Hospit...	1 in 30 miles and...	11	100.0	0	0.0	8.7	9.4
	Clay	24130	14	General Hospit...	1 in 30 miles and...	13	92.9	1	7.1	13.8	15.5
	Clearwater	24140	5	General Hospit...	1 in 30 miles and...	5	100.0	0	0.0	12.1	13.2
	Cook	24150	7	General Hospit...	1 in 30 miles and...	3	42.9	4	57.1	27.3	29.7
	Cottonwood	24160	6	General Hospit...	1 in 30 miles and...	6	100.0	0	0.0	6.4	6.9
	Crow Wing	24170	15	General Hospit...	1 in 30 miles and...	15	100.0	0	0.0	10.9	11.9
	Dakota	24180	20	General Hospit...	1 in 30 miles and...	20	100.0	0	0.0	6.4	8.1
	Douglas	24200	11	General Hospit...	1 in 30 miles and...	11	100.0	0	0.0	12.1	13.1
	Goodhue	24240	10	General Hospit...	1 in 30 miles and...	10	100.0	0	0.0	11.3	12.4
	Grant	24250	7	General Hospit...	1 in 30 miles and...	7	100.0	0	0.0	12.6	13.7
	Hennepin	24260	106	General Hospit...	1 in 30 miles and...	106	100.0	0	0.0	4.6	6.3
	Houston	24270	7	General Hospit...	1 in 30 miles and...	7	100.0	0	0.0	16.2	17.6
	Hubbard	24280	6	General Hospit...	1 in 30 miles and...	5	83.3	1	16.7	17.7	19.2
	Isanti	24290	5	General Hospit...	1 in 30 miles and...	5	100.0	0	0.0	7.7	8.3
	Itasca	24300	25	General Hospit...	1 in 30 miles and...	24	96.0	1	4.0	14.0	15.2
	Jackson	24310	5	General Hospit...	1 in 30 miles and...	5	100.0	0	0.0	10.3	11.2
	Kanabec	24320	3	General Hospit...	1 in 30 miles and...	3	100.0	0	0.0	8.1	8.7
	Kandiyohi	24330	11	General Hospit...	1 in 30 miles and...	11	100.0	0	0.0	12.8	13.9
	Kittson	24340	10	General Hospit...	1 in 30 miles and...	9	90.0	1	10.0	17.4	19.1
	Koochiching	24350	12	General Hospit...	1 in 30 miles and...	7	58.3	5	41.7	22.0	24.0
	Lac qui Parle	24360	5	General Hospit...	1 in 30 miles and...	5	100.0	0	0.0	13.2	14.4
	Lake	24370	7	General Hospit...	1 in 30 miles and...	2	28.6	5	71.4	25.2	27.5
	Lake of the Woods	24380	6	General Hospit...	1 in 30 miles and...	2	33.3	4	66.7	29.9	32.6
	Le Sueur	24390	8	General Hospit...	1 in 30 miles and...	8	100.0	0	0.0	10.8	11.7
	Lincoln	24400	5	General Hospit...	1 in 30 miles and...	5	100.0	0	0.0	11.2	12.2
	Lyon	24410	10	General Hospit...	1 in 30 miles and...	10	100.0	0	0.0	10.4	11.3
	Mahnomen	24430	3	General Hospit...	1 in 30 miles and...	3	100.0	0	0.0	23.4	25.5
	Marshall	24440	10	General Hospit...	1 in 30 miles and...	8	80.0	2	20.0	18.5	20.2

Access Detail By County - General Hospital

July 10, 2024

Access Analysis
 Access Analysis
 Employee / Provider Groups
 Census
 General Hospital Facilities

All Eligibles											
State Name	County	County SSA	Employee #	Provider		With Access		Without Access		Average Distance	Average Time
				Group	Standard	#	%	#	%	1	1
Minnesota	Martin	24450	9	General Hospit...	1 in 30 miles and...	9	100.0	0	0.0	11.2	12.2
	McLeod	24420	8	General Hospit...	1 in 30 miles and...	8	100.0	0	0.0	11.9	13.0
	Meeker	24460	7	General Hospit...	1 in 30 miles and...	6	85.7	1	14.3	21.4	23.3
	Mille Lacs	24470	8	General Hospit...	1 in 30 miles and...	8	100.0	0	0.0	11.1	12.2
	Morrison	24480	13	General Hospit...	1 in 30 miles and...	13	100.0	0	0.0	13.1	14.3
	Nicollet	24510	5	General Hospit...	1 in 30 miles and...	5	100.0	0	0.0	8.3	9.0
	Nobles	24520	12	General Hospit...	1 in 30 miles and...	12	100.0	0	0.0	12.8	13.9
	Norman	24530	9	General Hospit...	1 in 30 miles and...	9	100.0	0	0.0	14.4	15.6
	Otter Tail	24550	20	General Hospit...	1 in 30 miles and...	20	100.0	0	0.0	13.4	14.5
	Pennington	24560	3	General Hospit...	1 in 30 miles and...	3	100.0	0	0.0	10.0	10.9
	Pine	24570	13	General Hospit...	1 in 30 miles and...	13	100.0	0	0.0	12.4	13.5
	Pipestone	24580	8	General Hospit...	1 in 30 miles and...	8	100.0	0	0.0	9.0	9.8
	Polk	24590	16	General Hospit...	1 in 30 miles and...	16	100.0	0	0.0	14.0	15.3
	Pope	24600	5	General Hospit...	1 in 30 miles and...	5	100.0	0	0.0	8.0	8.8
	Ramsey	24610	36	General Hospit...	1 in 30 miles and...	36	100.0	0	0.0	2.5	4.1
	Red Lake	24620	4	General Hospit...	1 in 30 miles and...	4	100.0	0	0.0	20.8	22.7
	Redwood	24630	14	General Hospit...	1 in 30 miles and...	14	100.0	0	0.0	14.4	15.7
	Renville	24640	10	General Hospit...	1 in 30 miles and...	10	100.0	0	0.0	10.3	11.2
	Rice	24650	8	General Hospit...	1 in 30 miles and...	8	100.0	0	0.0	8.3	9.0
	Rock	24660	7	General Hospit...	1 in 30 miles and...	7	100.0	0	0.0	9.7	10.5
	Roseau	24670	8	General Hospit...	1 in 30 miles and...	7	87.5	1	12.5	18.1	19.6
	Scott	24690	8	General Hospit...	1 in 30 miles and...	8	100.0	0	0.0	7.1	8.0
	Sherburne	24700	7	General Hospit...	1 in 30 miles and...	7	100.0	0	0.0	9.8	10.7
	Sibley	24710	7	General Hospit...	1 in 30 miles and...	7	100.0	0	0.0	10.0	11.1
	St. Louis	24680	55	General Hospit...	1 in 30 miles and...	49	89.1	6	10.9	11.9	13.3
	Stearns	24720	34	General Hospit...	1 in 30 miles and...	34	100.0	0	0.0	8.0	9.1
	Stevens	24740	5	General Hospit...	1 in 30 miles and...	5	100.0	0	0.0	8.8	9.6
	Swift	24750	7	General Hospit...	1 in 30 miles and...	7	100.0	0	0.0	12.6	13.7
	Todd	24760	9	General Hospit...	1 in 30 miles and...	9	100.0	0	0.0	12.3	13.3
	Traverse	24770	4	General Hospit...	1 in 30 miles and...	4	100.0	0	0.0	10.0	10.8
Wabasha	24780	9	General Hospit...	1 in 30 miles and...	9	100.0	0	0.0	10.8	12.0	
Wadena	24790	7	General Hospit...	1 in 30 miles and...	7	100.0	0	0.0	9.5	10.3	
Washington	24810	21	General Hospit...	1 in 30 miles and...	21	100.0	0	0.0	5.9	7.1	
Wilkin	24830	7	General Hospit...	1 in 30 miles and...	7	100.0	0	0.0	15.9	17.3	
Winona	24840	10	General Hospit...	1 in 30 miles and...	10	100.0	0	0.0	12.2	13.3	
Wright	24850	31	General Hospit...	1 in 30 miles and...	31	100.0	0	0.0	7.2	8.0	
Yellow Medicine	24860	7	General Hospit...	1 in 30 miles and...	7	100.0	0	0.0	9.9	10.8	
Grand Totals			946	General Hospit...	1 in 30 miles and...	898	94.9	48	5.1	11.2	12.5

Emergency Medicine Providers

July 10, 2024

Emergency Medicine Providers

3,621 providers at 341 locations

■ All providers

Access Analysis

Employee Group

Census

Provider Group

Emergency Medicine Providers

946 employee locations

◆ With access (858)

● Without access (88)

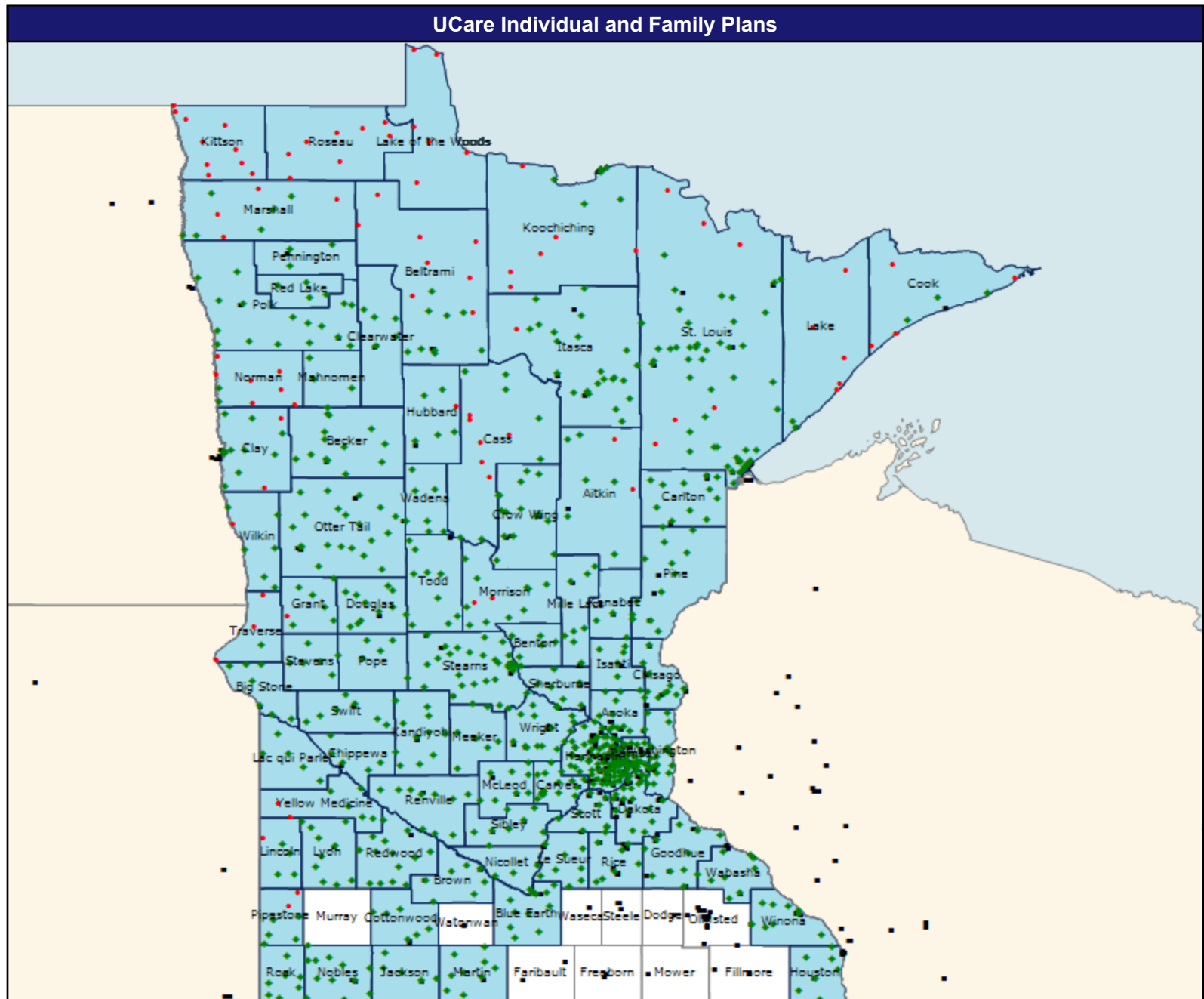
The Access Standard is defined as
(Census) employees accessing:

1 (Emergency Medicine Providers)
provider in 30 miles and 30 minutes

Service Areas

■ IFP

61.64 miles



Access Detail By County - Emergency Medicine Providers

July 10, 2024

Access Analysis
 Access Analysis
 Employee / Provider Groups
 Census
 Emergency Medicine Providers

All Eligibles											
State Name	County	County SSA	Employee #	Provider		With Access		Without Access		Average Distance	Average Time
				Group	Standard	#	%	#	%	1	1
Minnesota	Aitkin	24000	8	Emergency Me...	1 in 30 miles and...	6	75.0	2	25.0	21.8	23.8
	Anoka	24010	13	Emergency Me...	1 in 30 miles and...	13	100.0	0	0.0	5.3	6.1
	Becker	24020	14	Emergency Me...	1 in 30 miles and...	14	100.0	0	0.0	13.5	14.9
	Beltrami	24030	17	Emergency Me...	1 in 30 miles and...	9	52.9	8	47.1	26.6	28.9
	Benton	24040	5	Emergency Me...	1 in 30 miles and...	5	100.0	0	0.0	14.8	17.2
	Big Stone	24050	7	Emergency Me...	1 in 30 miles and...	7	100.0	0	0.0	15.1	16.5
	Blue Earth	24060	12	Emergency Me...	1 in 30 miles and...	12	100.0	0	0.0	10.4	11.4
	Brown	24070	7	Emergency Me...	1 in 30 miles and...	7	100.0	0	0.0	7.8	8.5
	Carlton	24080	11	Emergency Me...	1 in 30 miles and...	11	100.0	0	0.0	10.9	11.8
	Carver	24090	34	Emergency Me...	1 in 30 miles and...	34	100.0	0	0.0	8.9	9.7
	Cass	24100	12	Emergency Me...	1 in 30 miles and...	6	50.0	6	50.0	26.7	29.1
	Chippewa	24110	5	Emergency Me...	1 in 30 miles and...	5	100.0	0	0.0	11.3	12.2
	Chisago	24120	11	Emergency Me...	1 in 30 miles and...	11	100.0	0	0.0	3.5	3.7
	Clay	24130	14	Emergency Me...	1 in 30 miles and...	12	85.7	2	14.3	14.8	16.9
	Clearwater	24140	5	Emergency Me...	1 in 30 miles and...	5	100.0	0	0.0	12.0	13.0
	Cook	24150	7	Emergency Me...	1 in 30 miles and...	3	42.9	4	57.1	27.3	29.7
	Cottonwood	24160	6	Emergency Me...	1 in 30 miles and...	6	100.0	0	0.0	13.4	14.5
	Crow Wing	24170	15	Emergency Me...	1 in 30 miles and...	15	100.0	0	0.0	11.8	12.8
	Dakota	24180	20	Emergency Me...	1 in 30 miles and...	20	100.0	0	0.0	3.1	3.6
	Douglas	24200	11	Emergency Me...	1 in 30 miles and...	11	100.0	0	0.0	12.8	13.9
	Goodhue	24240	10	Emergency Me...	1 in 30 miles and...	10	100.0	0	0.0	5.0	5.4
	Grant	24250	7	Emergency Me...	1 in 30 miles and...	6	85.7	1	14.3	23.6	25.7
	Hennepin	24260	106	Emergency Me...	1 in 30 miles and...	106	100.0	0	0.0	3.4	4.5
	Houston	24270	7	Emergency Me...	1 in 30 miles and...	7	100.0	0	0.0	8.4	9.1
	Hubbard	24280	6	Emergency Me...	1 in 30 miles and...	5	83.3	1	16.7	17.6	19.2
	Isanti	24290	5	Emergency Me...	1 in 30 miles and...	5	100.0	0	0.0	7.7	8.3
	Itasca	24300	25	Emergency Me...	1 in 30 miles and...	24	96.0	1	4.0	14.0	15.2
	Jackson	24310	5	Emergency Me...	1 in 30 miles and...	5	100.0	0	0.0	10.1	11.0
	Kanabec	24320	3	Emergency Me...	1 in 30 miles and...	3	100.0	0	0.0	7.9	8.6
	Kandiyohi	24330	11	Emergency Me...	1 in 30 miles and...	11	100.0	0	0.0	12.6	13.7
	Kittson	24340	10	Emergency Me...	1 in 30 miles and...	0	0.0	10	100.0	42.8	47.1
	Koochiching	24350	12	Emergency Me...	1 in 30 miles and...	6	50.0	6	50.0	22.5	24.5
	Lac qui Parle	24360	5	Emergency Me...	1 in 30 miles and...	5	100.0	0	0.0	19.8	21.6
	Lake	24370	7	Emergency Me...	1 in 30 miles and...	2	28.6	5	71.4	25.2	27.5
	Lake of the Woods	24380	6	Emergency Me...	1 in 30 miles and...	0	0.0	6	100.0	76.8	83.7
	Le Sueur	24390	8	Emergency Me...	1 in 30 miles and...	8	100.0	0	0.0	10.3	11.1
	Lincoln	24400	5	Emergency Me...	1 in 30 miles and...	4	80.0	1	20.0	25.1	27.3
	Lyon	24410	10	Emergency Me...	1 in 30 miles and...	10	100.0	0	0.0	14.8	16.1
	Mahnomen	24430	3	Emergency Me...	1 in 30 miles and...	3	100.0	0	0.0	23.4	25.5
	Marshall	24440	10	Emergency Me...	1 in 30 miles and...	6	60.0	4	40.0	27.0	29.4

Access Detail By County - Emergency Medicine Providers

July 10, 2024

Access Analysis
 Access Analysis
 Employee / Provider Groups
 Census
 Emergency Medicine Providers

All Eligibles											
State Name	County	County SSA	Employee #	Provider		With Access		Without Access		Average Distance	Average Time
				Group	Standard	#	%	#	%	1	1
Minnesota	Martin	24450	9	Emergency Me...	1 in 30 miles and...	9	100.0	0	0.0	11.5	12.5
	McLeod	24420	8	Emergency Me...	1 in 30 miles and...	8	100.0	0	0.0	8.0	8.7
	Meeker	24460	7	Emergency Me...	1 in 30 miles and...	7	100.0	0	0.0	14.1	15.4
	Mille Lacs	24470	8	Emergency Me...	1 in 30 miles and...	8	100.0	0	0.0	11.1	12.2
	Morrison	24480	13	Emergency Me...	1 in 30 miles and...	11	84.6	2	15.4	21.1	23.7
	Nicollet	24510	5	Emergency Me...	1 in 30 miles and...	5	100.0	0	0.0	7.3	8.0
	Nobles	24520	12	Emergency Me...	1 in 30 miles and...	12	100.0	0	0.0	13.4	14.5
	Norman	24530	9	Emergency Me...	1 in 30 miles and...	2	22.2	7	77.8	31.4	34.2
	Otter Tail	24550	20	Emergency Me...	1 in 30 miles and...	20	100.0	0	0.0	13.3	14.4
	Pennington	24560	3	Emergency Me...	1 in 30 miles and...	3	100.0	0	0.0	10.0	10.9
	Pine	24570	13	Emergency Me...	1 in 30 miles and...	13	100.0	0	0.0	9.0	9.8
	Pipestone	24580	8	Emergency Me...	1 in 30 miles and...	6	75.0	2	25.0	24.9	27.1
	Polk	24590	16	Emergency Me...	1 in 30 miles and...	16	100.0	0	0.0	14.4	15.7
	Pope	24600	5	Emergency Me...	1 in 30 miles and...	5	100.0	0	0.0	9.0	9.8
	Ramsey	24610	36	Emergency Me...	1 in 30 miles and...	36	100.0	0	0.0	1.4	2.3
	Red Lake	24620	4	Emergency Me...	1 in 30 miles and...	4	100.0	0	0.0	20.8	22.7
	Redwood	24630	14	Emergency Me...	1 in 30 miles and...	14	100.0	0	0.0	15.0	16.4
	Renville	24640	10	Emergency Me...	1 in 30 miles and...	10	100.0	0	0.0	11.1	12.1
	Rice	24650	8	Emergency Me...	1 in 30 miles and...	8	100.0	0	0.0	5.3	5.8
	Rock	24660	7	Emergency Me...	1 in 30 miles and...	7	100.0	0	0.0	10.1	10.9
	Roseau	24670	8	Emergency Me...	1 in 30 miles and...	0	0.0	8	100.0	56.9	62.1
	Scott	24690	8	Emergency Me...	1 in 30 miles and...	8	100.0	0	0.0	5.2	5.8
	Sherburne	24700	7	Emergency Me...	1 in 30 miles and...	7	100.0	0	0.0	7.1	7.8
	Sibley	24710	7	Emergency Me...	1 in 30 miles and...	7	100.0	0	0.0	6.2	6.9
	St. Louis	24680	55	Emergency Me...	1 in 30 miles and...	49	89.1	6	10.9	11.2	12.3
	Stearns	24720	34	Emergency Me...	1 in 30 miles and...	34	100.0	0	0.0	7.1	8.0
	Stevens	24740	5	Emergency Me...	1 in 30 miles and...	5	100.0	0	0.0	8.9	9.7
	Swift	24750	7	Emergency Me...	1 in 30 miles and...	7	100.0	0	0.0	13.3	14.5
	Todd	24760	9	Emergency Me...	1 in 30 miles and...	9	100.0	0	0.0	17.0	18.5
	Traverse	24770	4	Emergency Me...	1 in 30 miles and...	1	25.0	3	75.0	31.8	34.7
	Wabasha	24780	9	Emergency Me...	1 in 30 miles and...	9	100.0	0	0.0	6.2	6.7
	Wadena	24790	7	Emergency Me...	1 in 30 miles and...	7	100.0	0	0.0	11.0	12.0
	Washington	24810	21	Emergency Me...	1 in 30 miles and...	21	100.0	0	0.0	4.2	5.1
	Wilkin	24830	7	Emergency Me...	1 in 30 miles and...	6	85.7	1	14.3	22.3	25.2
	Winona	24840	10	Emergency Me...	1 in 30 miles and...	10	100.0	0	0.0	6.7	7.3
	Wright	24850	31	Emergency Me...	1 in 30 miles and...	31	100.0	0	0.0	4.6	5.1
	Yellow Medicine	24860	7	Emergency Me...	1 in 30 miles and...	5	71.4	2	28.6	23.6	25.7
Grand Totals			946	Emergency Me...	1 in 30 miles and...	858	90.7	88	9.3	12.3	13.6

Access Detail By County - Primary Care Providers

July 10, 2024

Access Analysis
 Access Analysis
 Employee / Provider Groups
 Census
 Primary Care Providers

All Eligibles											
State Name	County	County SSA	Employee #	Provider		With Access		Without Access		Average Distance	Average Time
				Group	Standard	#	%	#	%	1	1
Minnesota	Aitkin	24000	8	Primary Care P...	1 in 30 miles and...	8	100.0	0	0.0	14.2	15.5
	Anoka	24010	13	Primary Care P...	1 in 30 miles and...	13	100.0	0	0.0	2.9	3.3
	Becker	24020	14	Primary Care P...	1 in 30 miles and...	14	100.0	0	0.0	7.0	7.6
	Beltrami	24030	17	Primary Care P...	1 in 30 miles and...	14	82.4	3	17.6	15.5	16.9
	Benton	24040	5	Primary Care P...	1 in 30 miles and...	5	100.0	0	0.0	5.3	5.8
	Big Stone	24050	7	Primary Care P...	1 in 30 miles and...	7	100.0	0	0.0	6.2	6.7
	Blue Earth	24060	12	Primary Care P...	1 in 30 miles and...	12	100.0	0	0.0	4.8	5.3
	Brown	24070	7	Primary Care P...	1 in 30 miles and...	7	100.0	0	0.0	5.9	6.4
	Carlton	24080	11	Primary Care P...	1 in 30 miles and...	11	100.0	0	0.0	7.4	8.0
	Carver	24090	34	Primary Care P...	1 in 30 miles and...	34	100.0	0	0.0	8.0	8.7
	Cass	24100	12	Primary Care P...	1 in 30 miles and...	12	100.0	0	0.0	6.7	7.3
	Chippewa	24110	5	Primary Care P...	1 in 30 miles and...	5	100.0	0	0.0	4.5	4.8
	Chisago	24120	11	Primary Care P...	1 in 30 miles and...	11	100.0	0	0.0	2.9	3.1
	Clay	24130	14	Primary Care P...	1 in 30 miles and...	14	100.0	0	0.0	5.1	5.7
	Clearwater	24140	5	Primary Care P...	1 in 30 miles and...	5	100.0	0	0.0	5.7	6.1
	Cook	24150	7	Primary Care P...	1 in 30 miles and...	6	85.7	1	14.3	13.4	14.6
	Cottonwood	24160	6	Primary Care P...	1 in 30 miles and...	6	100.0	0	0.0	4.2	4.6
	Crow Wing	24170	15	Primary Care P...	1 in 30 miles and...	15	100.0	0	0.0	2.8	3.0
	Dakota	24180	20	Primary Care P...	1 in 30 miles and...	20	100.0	0	0.0	2.4	2.7
	Douglas	24200	11	Primary Care P...	1 in 30 miles and...	11	100.0	0	0.0	6.6	7.1
	Goodhue	24240	10	Primary Care P...	1 in 30 miles and...	10	100.0	0	0.0	4.2	4.6
	Grant	24250	7	Primary Care P...	1 in 30 miles and...	7	100.0	0	0.0	4.1	4.5
	Hennepin	24260	106	Primary Care P...	1 in 30 miles and...	106	100.0	0	0.0	1.5	1.9
	Houston	24270	7	Primary Care P...	1 in 30 miles and...	7	100.0	0	0.0	4.3	4.7
	Hubbard	24280	6	Primary Care P...	1 in 30 miles and...	6	100.0	0	0.0	12.0	13.0
	Isanti	24290	5	Primary Care P...	1 in 30 miles and...	5	100.0	0	0.0	5.9	6.4
	Itasca	24300	25	Primary Care P...	1 in 30 miles and...	25	100.0	0	0.0	10.9	11.9
	Jackson	24310	5	Primary Care P...	1 in 30 miles and...	5	100.0	0	0.0	5.8	6.3
	Kanabec	24320	3	Primary Care P...	1 in 30 miles and...	3	100.0	0	0.0	7.6	8.2
	Kandiyohi	24330	11	Primary Care P...	1 in 30 miles and...	11	100.0	0	0.0	8.5	9.3
	Kittson	24340	10	Primary Care P...	1 in 30 miles and...	10	100.0	0	0.0	13.0	14.3
	Koochiching	24350	12	Primary Care P...	1 in 30 miles and...	12	100.0	0	0.0	7.8	8.5
	Lac qui Parle	24360	5	Primary Care P...	1 in 30 miles and...	5	100.0	0	0.0	4.3	4.6
	Lake	24370	7	Primary Care P...	1 in 30 miles and...	6	85.7	1	14.3	10.9	11.8
	Lake of the Woods	24380	6	Primary Care P...	1 in 30 miles and...	3	50.0	3	50.0	23.5	25.6
	Le Sueur	24390	8	Primary Care P...	1 in 30 miles and...	8	100.0	0	0.0	5.5	6.0
	Lincoln	24400	5	Primary Care P...	1 in 30 miles and...	5	100.0	0	0.0	9.4	10.2
	Lyon	24410	10	Primary Care P...	1 in 30 miles and...	10	100.0	0	0.0	10.4	11.3
	Mahnomen	24430	3	Primary Care P...	1 in 30 miles and...	3	100.0	0	0.0	3.2	3.5
	Marshall	24440	10	Primary Care P...	1 in 30 miles and...	9	90.0	1	10.0	15.5	16.9

Access Detail By County - Primary Care Providers

July 10, 2024

Access Analysis
 Access Analysis
 Employee / Provider Groups
 Census
 Primary Care Providers

All Eligibles											
State Name	County	County SSA	Employee #	Provider		With Access		Without Access		Average Distance	Average Time
				Group	Standard	#	%	#	%	1	1
Minnesota	Martin	24450	9	Primary Care P...	1 in 30 miles and...	9	100.0	0	0.0	9.1	9.8
	McLeod	24420	8	Primary Care P...	1 in 30 miles and...	8	100.0	0	0.0	3.4	3.6
	Meeker	24460	7	Primary Care P...	1 in 30 miles and...	7	100.0	0	0.0	5.0	5.4
	Mille Lacs	24470	8	Primary Care P...	1 in 30 miles and...	8	100.0	0	0.0	3.0	3.3
	Morrison	24480	13	Primary Care P...	1 in 30 miles and...	13	100.0	0	0.0	7.3	7.9
	Nicollet	24510	5	Primary Care P...	1 in 30 miles and...	5	100.0	0	0.0	6.3	6.8
	Nobles	24520	12	Primary Care P...	1 in 30 miles and...	12	100.0	0	0.0	8.7	9.4
	Norman	24530	9	Primary Care P...	1 in 30 miles and...	9	100.0	0	0.0	6.4	6.9
	Otter Tail	24550	20	Primary Care P...	1 in 30 miles and...	20	100.0	0	0.0	5.4	5.8
	Pennington	24560	3	Primary Care P...	1 in 30 miles and...	3	100.0	0	0.0	8.3	9.0
	Pine	24570	13	Primary Care P...	1 in 30 miles and...	13	100.0	0	0.0	9.0	9.8
	Pipestone	24580	8	Primary Care P...	1 in 30 miles and...	8	100.0	0	0.0	4.8	5.2
	Polk	24590	16	Primary Care P...	1 in 30 miles and...	16	100.0	0	0.0	8.2	8.9
	Pope	24600	5	Primary Care P...	1 in 30 miles and...	5	100.0	0	0.0	6.0	6.5
	Ramsey	24610	36	Primary Care P...	1 in 30 miles and...	36	100.0	0	0.0	0.4	0.7
	Red Lake	24620	4	Primary Care P...	1 in 30 miles and...	4	100.0	0	0.0	5.5	5.9
	Redwood	24630	14	Primary Care P...	1 in 30 miles and...	14	100.0	0	0.0	8.6	9.4
	Renville	24640	10	Primary Care P...	1 in 30 miles and...	10	100.0	0	0.0	6.0	6.5
	Rice	24650	8	Primary Care P...	1 in 30 miles and...	8	100.0	0	0.0	4.2	4.6
	Rock	24660	7	Primary Care P...	1 in 30 miles and...	7	100.0	0	0.0	8.3	9.0
	Roseau	24670	8	Primary Care P...	1 in 30 miles and...	8	100.0	0	0.0	7.3	7.9
	Scott	24690	8	Primary Care P...	1 in 30 miles and...	8	100.0	0	0.0	2.6	2.9
	Sherburne	24700	7	Primary Care P...	1 in 30 miles and...	7	100.0	0	0.0	3.6	3.9
	Sibley	24710	7	Primary Care P...	1 in 30 miles and...	7	100.0	0	0.0	3.9	4.3
	St. Louis	24680	55	Primary Care P...	1 in 30 miles and...	53	96.4	2	3.6	8.0	8.8
	Stearns	24720	34	Primary Care P...	1 in 30 miles and...	34	100.0	0	0.0	3.8	4.1
	Stevens	24740	5	Primary Care P...	1 in 30 miles and...	5	100.0	0	0.0	8.7	9.5
	Swift	24750	7	Primary Care P...	1 in 30 miles and...	7	100.0	0	0.0	10.1	11.0
	Todd	24760	9	Primary Care P...	1 in 30 miles and...	9	100.0	0	0.0	6.4	6.9
	Traverse	24770	4	Primary Care P...	1 in 30 miles and...	4	100.0	0	0.0	6.5	7.1
	Wabasha	24780	9	Primary Care P...	1 in 30 miles and...	9	100.0	0	0.0	3.8	4.1
	Wadena	24790	7	Primary Care P...	1 in 30 miles and...	7	100.0	0	0.0	3.9	4.2
	Washington	24810	21	Primary Care P...	1 in 30 miles and...	21	100.0	0	0.0	2.1	2.4
	Wilkin	24830	7	Primary Care P...	1 in 30 miles and...	7	100.0	0	0.0	14.4	15.7
	Winona	24840	10	Primary Care P...	1 in 30 miles and...	10	100.0	0	0.0	6.4	7.0
	Wright	24850	31	Primary Care P...	1 in 30 miles and...	31	100.0	0	0.0	2.2	2.4
	Yellow Medicine	24860	7	Primary Care P...	1 in 30 miles and...	7	100.0	0	0.0	9.2	10.0
	Grand Totals		946	Primary Care P...	1 in 30 miles and...	935	98.8	11	1.2	6.0	6.6

Mental Health Provider Prescribers - all

July 10, 2024

Mental Health Provider Prescribers - all
 3,188 providers at 671 locations

- All providers

Access Analysis

Employee Group

- Census

Provider Group

- Mental Health Provider Prescribers - all

946 employee locations

- ◆ With access (894)
- Without access (52)

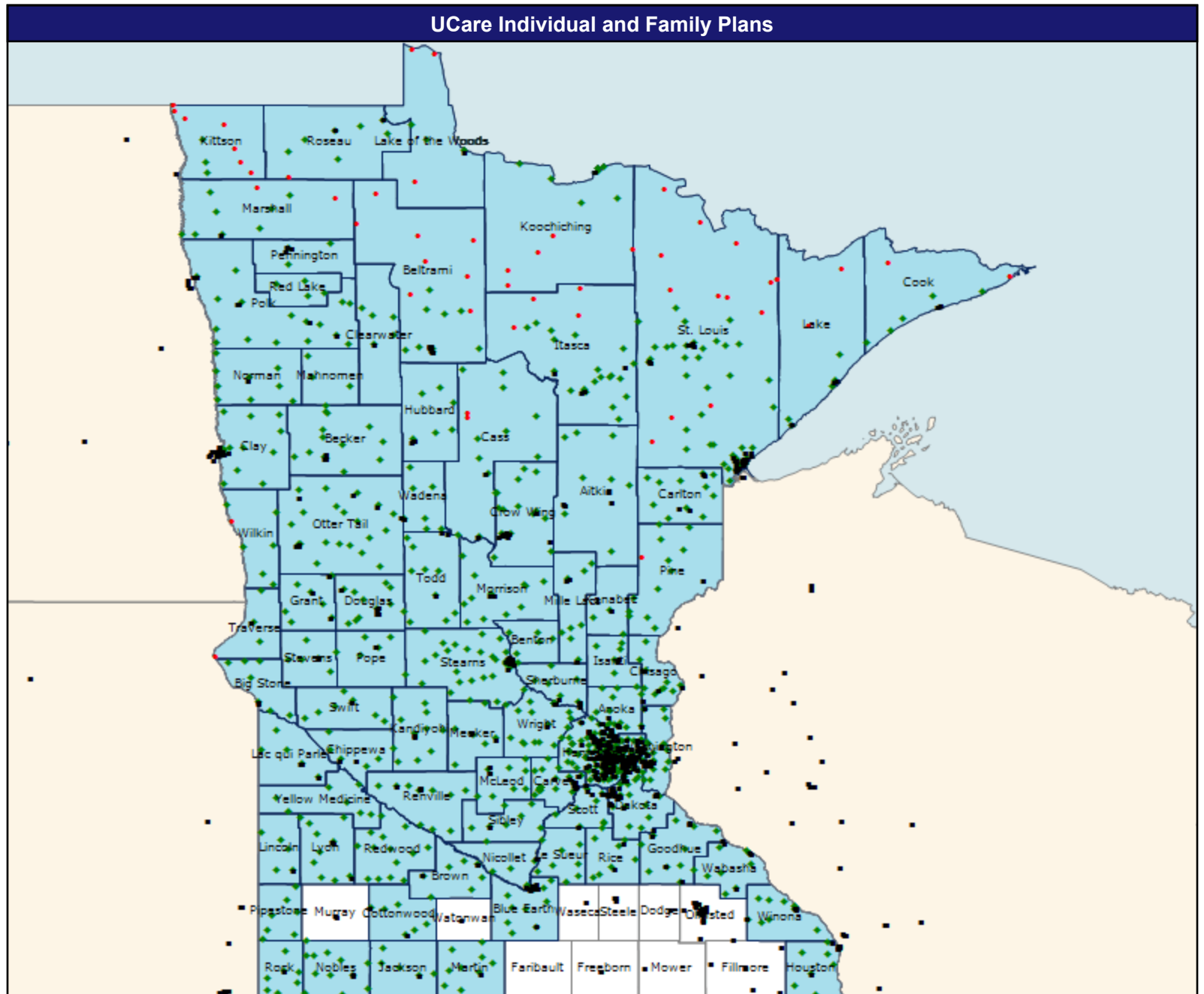
The Access Standard is defined as
 (Census) employees accessing:

- 1 (Mental Health Provider Prescribers - all) provider in 30 miles and 30 minutes

Service Areas

- IFP

61.64 miles



Access Detail By County - Mental Health Provider Prescribers - all

July 10, 2024

Access Analysis
 Access Analysis
 Employee / Provider Groups
 Census
 Mental Health Provider Prescribers - all

All Eligibles											
State Name	County	County SSA	Employee #	Provider		With Access		Without Access		Average Distance	Average Time
				Group	Standard	#	%	#	%	1	1
Minnesota	Aitkin	24000	8	Mental Health...	1 in 30 miles and...	8	100.0	0	0.0	15.7	17.1
	Anoka	24010	13	Mental Health...	1 in 30 miles and...	13	100.0	0	0.0	5.1	5.9
	Becker	24020	14	Mental Health...	1 in 30 miles and...	14	100.0	0	0.0	12.6	13.9
	Beltrami	24030	17	Mental Health...	1 in 30 miles and...	9	52.9	8	47.1	23.9	26.0
	Benton	24040	5	Mental Health...	1 in 30 miles and...	5	100.0	0	0.0	14.5	15.8
	Big Stone	24050	7	Mental Health...	1 in 30 miles and...	7	100.0	0	0.0	14.4	15.7
	Blue Earth	24060	12	Mental Health...	1 in 30 miles and...	12	100.0	0	0.0	7.1	7.7
	Brown	24070	7	Mental Health...	1 in 30 miles and...	7	100.0	0	0.0	7.8	8.5
	Carlton	24080	11	Mental Health...	1 in 30 miles and...	11	100.0	0	0.0	9.6	10.4
	Carver	24090	34	Mental Health...	1 in 30 miles and...	34	100.0	0	0.0	9.0	9.8
	Cass	24100	12	Mental Health...	1 in 30 miles and...	10	83.3	2	16.7	18.9	20.5
	Chippewa	24110	5	Mental Health...	1 in 30 miles and...	5	100.0	0	0.0	8.5	9.3
	Chisago	24120	11	Mental Health...	1 in 30 miles and...	11	100.0	0	0.0	4.5	4.9
	Clay	24130	14	Mental Health...	1 in 30 miles and...	14	100.0	0	0.0	11.5	12.5
	Clearwater	24140	5	Mental Health...	1 in 30 miles and...	5	100.0	0	0.0	12.3	13.4
	Cook	24150	7	Mental Health...	1 in 30 miles and...	5	71.4	2	28.6	24.9	27.1
	Cottonwood	24160	6	Mental Health...	1 in 30 miles and...	6	100.0	0	0.0	6.4	6.9
	Crow Wing	24170	15	Mental Health...	1 in 30 miles and...	15	100.0	0	0.0	8.9	9.7
	Dakota	24180	20	Mental Health...	1 in 30 miles and...	20	100.0	0	0.0	2.9	3.4
	Douglas	24200	11	Mental Health...	1 in 30 miles and...	11	100.0	0	0.0	8.3	9.0
	Goodhue	24240	10	Mental Health...	1 in 30 miles and...	10	100.0	0	0.0	5.6	6.1
	Grant	24250	7	Mental Health...	1 in 30 miles and...	7	100.0	0	0.0	8.2	8.8
	Hennepin	24260	106	Mental Health...	1 in 30 miles and...	106	100.0	0	0.0	2.6	3.2
	Houston	24270	7	Mental Health...	1 in 30 miles and...	7	100.0	0	0.0	7.2	7.8
	Hubbard	24280	6	Mental Health...	1 in 30 miles and...	6	100.0	0	0.0	16.0	17.4
	Isanti	24290	5	Mental Health...	1 in 30 miles and...	5	100.0	0	0.0	6.9	7.5
	Itasca	24300	25	Mental Health...	1 in 30 miles and...	21	84.0	4	16.0	15.4	16.7
	Jackson	24310	5	Mental Health...	1 in 30 miles and...	5	100.0	0	0.0	10.2	11.0
	Kanabec	24320	3	Mental Health...	1 in 30 miles and...	3	100.0	0	0.0	7.8	8.4
	Kandiyohi	24330	11	Mental Health...	1 in 30 miles and...	11	100.0	0	0.0	11.9	13.0
	Kittson	24340	10	Mental Health...	1 in 30 miles and...	3	30.0	7	70.0	26.6	29.2
	Koochiching	24350	12	Mental Health...	1 in 30 miles and...	7	58.3	5	41.7	27.1	29.5
	Lac qui Parle	24360	5	Mental Health...	1 in 30 miles and...	5	100.0	0	0.0	10.3	11.2
	Lake	24370	7	Mental Health...	1 in 30 miles and...	5	71.4	2	28.6	14.0	15.2
	Lake of the Woods	24380	6	Mental Health...	1 in 30 miles and...	3	50.0	3	50.0	23.5	25.6
	Le Sueur	24390	8	Mental Health...	1 in 30 miles and...	8	100.0	0	0.0	11.3	12.3
	Lincoln	24400	5	Mental Health...	1 in 30 miles and...	5	100.0	0	0.0	12.6	13.7
	Lyon	24410	10	Mental Health...	1 in 30 miles and...	10	100.0	0	0.0	11.0	11.9
	Mahnomen	24430	3	Mental Health...	1 in 30 miles and...	3	100.0	0	0.0	21.5	23.4
	Marshall	24440	10	Mental Health...	1 in 30 miles and...	8	80.0	2	20.0	18.2	19.9

Access Detail By County - Mental Health Provider Prescribers - all

July 10, 2024

Access Analysis
 Access Analysis
 Employee / Provider Groups
 Census
 Mental Health Provider Prescribers - all

All Eligibles											
State Name	County	County SSA	Employee #	Provider		With Access		Without Access		Average Distance	Average Time
				Group	Standard	#	%	#	%	1	1
Minnesota	Martin	24450	9	Mental Health...	1 in 30 miles and...	9	100.0	0	0.0	11.5	12.5
	McLeod	24420	8	Mental Health...	1 in 30 miles and...	8	100.0	0	0.0	12.7	13.8
	Meeker	24460	7	Mental Health...	1 in 30 miles and...	7	100.0	0	0.0	9.1	9.9
	Mille Lacs	24470	8	Mental Health...	1 in 30 miles and...	8	100.0	0	0.0	11.1	12.2
	Morrison	24480	13	Mental Health...	1 in 30 miles and...	13	100.0	0	0.0	12.5	13.7
	Nicollet	24510	5	Mental Health...	1 in 30 miles and...	5	100.0	0	0.0	6.7	7.3
	Nobles	24520	12	Mental Health...	1 in 30 miles and...	12	100.0	0	0.0	13.4	14.5
	Norman	24530	9	Mental Health...	1 in 30 miles and...	9	100.0	0	0.0	15.7	17.1
	Otter Tail	24550	20	Mental Health...	1 in 30 miles and...	20	100.0	0	0.0	10.4	11.3
	Pennington	24560	3	Mental Health...	1 in 30 miles and...	3	100.0	0	0.0	8.3	9.0
	Pine	24570	13	Mental Health...	1 in 30 miles and...	12	92.3	1	7.7	16.4	17.8
	Pipestone	24580	8	Mental Health...	1 in 30 miles and...	8	100.0	0	0.0	15.7	17.1
	Polk	24590	16	Mental Health...	1 in 30 miles and...	16	100.0	0	0.0	11.1	12.1
	Pope	24600	5	Mental Health...	1 in 30 miles and...	5	100.0	0	0.0	7.9	8.6
	Ramsey	24610	36	Mental Health...	1 in 30 miles and...	36	100.0	0	0.0	0.6	1.0
	Red Lake	24620	4	Mental Health...	1 in 30 miles and...	4	100.0	0	0.0	15.7	17.1
	Redwood	24630	14	Mental Health...	1 in 30 miles and...	14	100.0	0	0.0	15.7	17.1
	Renville	24640	10	Mental Health...	1 in 30 miles and...	10	100.0	0	0.0	10.7	11.6
	Rice	24650	8	Mental Health...	1 in 30 miles and...	8	100.0	0	0.0	8.0	8.7
	Rock	24660	7	Mental Health...	1 in 30 miles and...	7	100.0	0	0.0	9.3	10.1
	Roseau	24670	8	Mental Health...	1 in 30 miles and...	7	87.5	1	12.5	13.4	14.5
	Scott	24690	8	Mental Health...	1 in 30 miles and...	8	100.0	0	0.0	6.2	6.9
	Sherburne	24700	7	Mental Health...	1 in 30 miles and...	7	100.0	0	0.0	7.3	7.9
	Sibley	24710	7	Mental Health...	1 in 30 miles and...	7	100.0	0	0.0	11.9	13.2
	St. Louis	24680	55	Mental Health...	1 in 30 miles and...	42	76.4	13	23.6	16.1	17.6
	Stearns	24720	34	Mental Health...	1 in 30 miles and...	34	100.0	0	0.0	12.1	13.2
	Stevens	24740	5	Mental Health...	1 in 30 miles and...	5	100.0	0	0.0	8.8	9.6
	Swift	24750	7	Mental Health...	1 in 30 miles and...	7	100.0	0	0.0	12.7	13.9
	Todd	24760	9	Mental Health...	1 in 30 miles and...	9	100.0	0	0.0	13.0	14.1
	Traverse	24770	4	Mental Health...	1 in 30 miles and...	3	75.0	1	25.0	14.5	15.7
	Wabasha	24780	9	Mental Health...	1 in 30 miles and...	9	100.0	0	0.0	6.0	6.5
	Wadena	24790	7	Mental Health...	1 in 30 miles and...	7	100.0	0	0.0	9.6	10.4
	Washington	24810	21	Mental Health...	1 in 30 miles and...	21	100.0	0	0.0	3.4	4.1
	Wilkin	24830	7	Mental Health...	1 in 30 miles and...	6	85.7	1	14.3	20.3	22.1
	Winona	24840	10	Mental Health...	1 in 30 miles and...	10	100.0	0	0.0	6.8	7.4
	Wright	24850	31	Mental Health...	1 in 30 miles and...	31	100.0	0	0.0	5.7	6.2
	Yellow Medicine	24860	7	Mental Health...	1 in 30 miles and...	7	100.0	0	0.0	18.7	20.4
	Grand Totals		946	Mental Health...	1 in 30 miles and...	894	94.5	52	5.5	10.4	11.4

Mental Health Provider Prescribers - Child and Adolescent Psychiatrist

July 10, 2024

Mental Health Provider Prescribers - Child and Adolescent Psychiatrist

578 providers at 237 locations

■ All providers

Access Analysis

Employee Group

Census

Provider Group

Mental Health Provider Prescribers - Child and Adolescent Psychiatrist

946 employee locations

◆ With access (773)

● Without access (173)

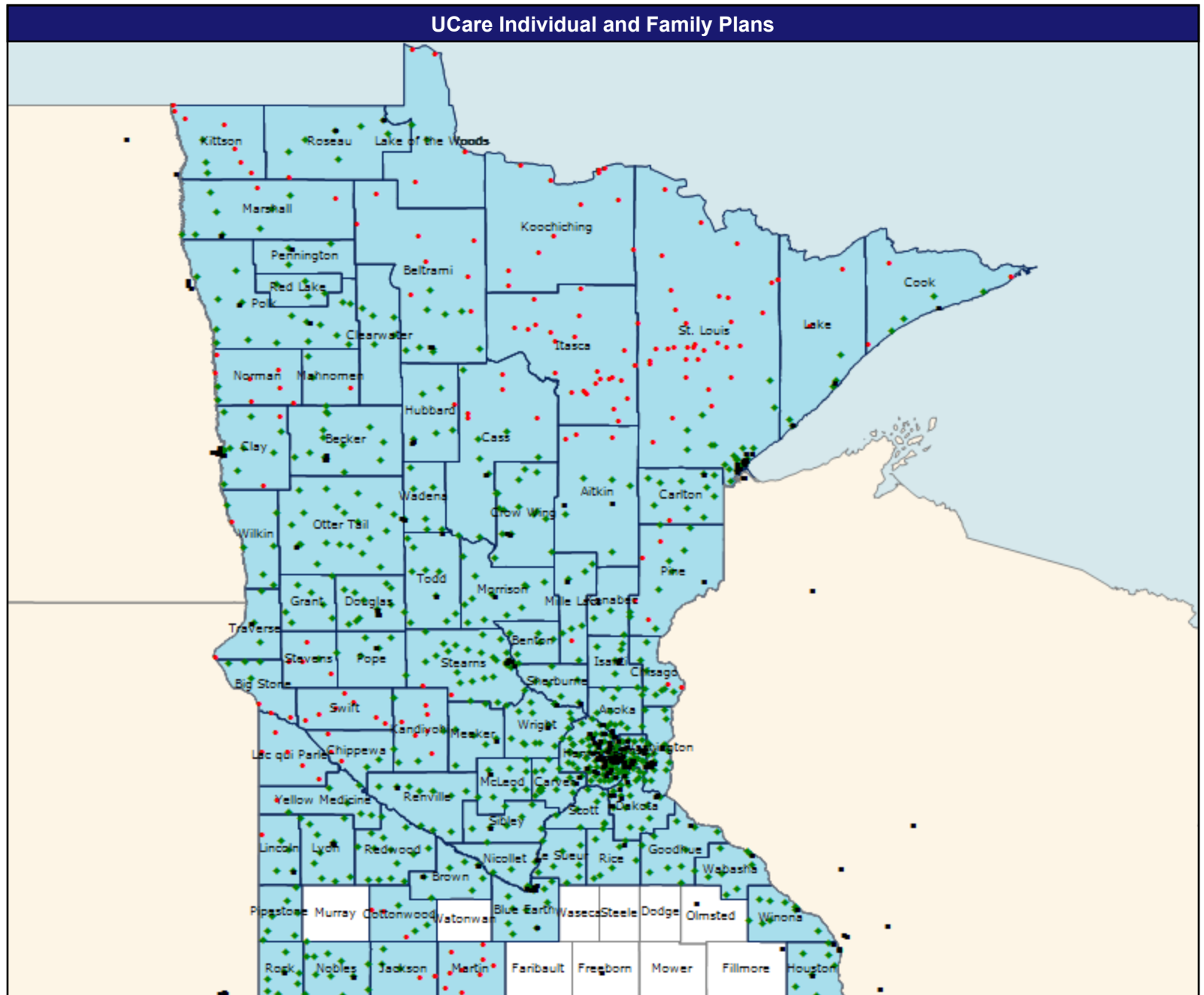
The Access Standard is defined as (Census) employees accessing:

1 (Mental Health Provider Prescribers - Child and Adolescent Psychiatrist) provider in 30 miles and 30 minutes

Service Areas

■ IFP

61.64 miles



Access Detail By County - Mental Health Provider Prescribers - Child and Adolescent Psychiatrist

July 10, 2024

Access Analysis
 Access Analysis
 Employee / Provider Groups
 Census
 Mental Health Provider Prescribers -
 Child and Adolescent Psychiatrist

All Eligibles											
State Name	County	County SSA	Employee #	Provider		With Access		Without Access		Average Distance	Average Time
				Group	Standard	#	%	#	%	1	1
Minnesota	Aitkin	24000	8	Mental Health...	1 in 30 miles and...	5	62.5	3	37.5	19.7	21.4
	Anoka	24010	13	Mental Health...	1 in 30 miles and...	13	100.0	0	0.0	7.7	9.3
	Becker	24020	14	Mental Health...	1 in 30 miles and...	14	100.0	0	0.0	12.7	13.9
	Beltrami	24030	17	Mental Health...	1 in 30 miles and...	9	52.9	8	47.1	25.0	27.3
	Benton	24040	5	Mental Health...	1 in 30 miles and...	5	100.0	0	0.0	16.1	18.6
	Big Stone	24050	7	Mental Health...	1 in 30 miles and...	4	57.1	3	42.9	30.2	32.9
	Blue Earth	24060	12	Mental Health...	1 in 30 miles and...	12	100.0	0	0.0	7.4	8.1
	Brown	24070	7	Mental Health...	1 in 30 miles and...	7	100.0	0	0.0	7.8	8.5
	Carlton	24080	11	Mental Health...	1 in 30 miles and...	10	90.9	1	9.1	15.4	16.8
	Carver	24090	34	Mental Health...	1 in 30 miles and...	34	100.0	0	0.0	15.3	16.8
	Cass	24100	12	Mental Health...	1 in 30 miles and...	7	58.3	5	41.7	24.0	26.1
	Chippewa	24110	5	Mental Health...	1 in 30 miles and...	2	40.0	3	60.0	31.2	34.0
	Chisago	24120	11	Mental Health...	1 in 30 miles and...	9	81.8	2	18.2	22.3	24.4
	Clay	24130	14	Mental Health...	1 in 30 miles and...	12	85.7	2	14.3	13.9	15.4
	Clearwater	24140	5	Mental Health...	1 in 30 miles and...	5	100.0	0	0.0	24.0	26.1
	Cook	24150	7	Mental Health...	1 in 30 miles and...	4	57.1	3	42.9	25.4	27.6
	Cottonwood	24160	6	Mental Health...	1 in 30 miles and...	3	50.0	3	50.0	26.9	29.3
	Crow Wing	24170	15	Mental Health...	1 in 30 miles and...	15	100.0	0	0.0	13.2	14.4
	Dakota	24180	20	Mental Health...	1 in 30 miles and...	20	100.0	0	0.0	4.5	5.4
	Douglas	24200	11	Mental Health...	1 in 30 miles and...	11	100.0	0	0.0	11.9	12.9
	Goodhue	24240	10	Mental Health...	1 in 30 miles and...	10	100.0	0	0.0	14.6	16.0
	Grant	24250	7	Mental Health...	1 in 30 miles and...	7	100.0	0	0.0	20.9	22.8
	Hennepin	24260	106	Mental Health...	1 in 30 miles and...	106	100.0	0	0.0	3.7	4.8
	Houston	24270	7	Mental Health...	1 in 30 miles and...	7	100.0	0	0.0	7.7	8.3
	Hubbard	24280	6	Mental Health...	1 in 30 miles and...	5	83.3	1	16.7	17.1	18.6
	Isanti	24290	5	Mental Health...	1 in 30 miles and...	5	100.0	0	0.0	6.9	7.5
	Itasca	24300	25	Mental Health...	1 in 30 miles and...	0	0.0	25	100.0	52.7	57.4
	Jackson	24310	5	Mental Health...	1 in 30 miles and...	3	60.0	2	40.0	26.4	28.7
	Kanabec	24320	3	Mental Health...	1 in 30 miles and...	3	100.0	0	0.0	20.0	21.8
	Kandiyohi	24330	11	Mental Health...	1 in 30 miles and...	5	45.5	6	54.5	26.6	28.9
	Kittson	24340	10	Mental Health...	1 in 30 miles and...	3	30.0	7	70.0	26.6	29.2
	Koochiching	24350	12	Mental Health...	1 in 30 miles and...	0	0.0	12	100.0	80.8	88.0
	Lac qui Parle	24360	5	Mental Health...	1 in 30 miles and...	0	0.0	5	100.0	45.4	49.4
	Lake	24370	7	Mental Health...	1 in 30 miles and...	5	71.4	2	28.6	14.2	15.4
	Lake of the Woods	24380	6	Mental Health...	1 in 30 miles and...	2	33.3	4	66.7	31.9	34.7
	Le Sueur	24390	8	Mental Health...	1 in 30 miles and...	8	100.0	0	0.0	14.0	15.2
	Lincoln	24400	5	Mental Health...	1 in 30 miles and...	4	80.0	1	20.0	12.9	14.1
	Lyon	24410	10	Mental Health...	1 in 30 miles and...	10	100.0	0	0.0	13.7	14.9
	Mahnomen	24430	3	Mental Health...	1 in 30 miles and...	2	66.7	1	33.3	24.8	27.0
	Marshall	24440	10	Mental Health...	1 in 30 miles and...	8	80.0	2	20.0	18.5	20.1

Access Detail By County - Mental Health Provider Prescribers - Child and Adolescent Psychiatrist

July 10, 2024

Access Analysis
 Access Analysis
 Employee / Provider Groups
 Census
 Mental Health Provider Prescribers -
 Child and Adolescent Psychiatrist

All Eligibles											
State Name	County	County SSA	Employee #	Provider		With Access		Without Access		Average Distance	Average Time
				Group	Standard	#	%	#	%	1	1
Minnesota	Martin	24450	9	Mental Health...	1 in 30 miles and...	0	0.0	9	100.0	39.3	42.8
	McLeod	24420	8	Mental Health...	1 in 30 miles and...	8	100.0	0	0.0	14.1	15.3
	Meeker	24460	7	Mental Health...	1 in 30 miles and...	7	100.0	0	0.0	14.4	15.7
	Mille Lacs	24470	8	Mental Health...	1 in 30 miles and...	7	87.5	1	12.5	17.6	19.6
	Morrison	24480	13	Mental Health...	1 in 30 miles and...	13	100.0	0	0.0	13.6	14.9
	Nicollet	24510	5	Mental Health...	1 in 30 miles and...	5	100.0	0	0.0	6.7	7.3
	Nobles	24520	12	Mental Health...	1 in 30 miles and...	12	100.0	0	0.0	13.7	14.9
	Norman	24530	9	Mental Health...	1 in 30 miles and...	2	22.2	7	77.8	30.2	32.9
	Otter Tail	24550	20	Mental Health...	1 in 30 miles and...	20	100.0	0	0.0	16.6	18.1
	Pennington	24560	3	Mental Health...	1 in 30 miles and...	3	100.0	0	0.0	8.8	9.6
	Pine	24570	13	Mental Health...	1 in 30 miles and...	9	69.2	4	30.8	24.9	27.1
	Pipestone	24580	8	Mental Health...	1 in 30 miles and...	8	100.0	0	0.0	19.5	21.2
	Polk	24590	16	Mental Health...	1 in 30 miles and...	16	100.0	0	0.0	14.0	15.3
	Pope	24600	5	Mental Health...	1 in 30 miles and...	5	100.0	0	0.0	9.7	10.5
	Ramsey	24610	36	Mental Health...	1 in 30 miles and...	36	100.0	0	0.0	1.5	2.5
	Red Lake	24620	4	Mental Health...	1 in 30 miles and...	4	100.0	0	0.0	16.5	18.0
	Redwood	24630	14	Mental Health...	1 in 30 miles and...	14	100.0	0	0.0	17.5	19.1
	Renville	24640	10	Mental Health...	1 in 30 miles and...	10	100.0	0	0.0	14.5	15.7
	Rice	24650	8	Mental Health...	1 in 30 miles and...	8	100.0	0	0.0	13.6	14.8
	Rock	24660	7	Mental Health...	1 in 30 miles and...	7	100.0	0	0.0	9.3	10.1
	Roseau	24670	8	Mental Health...	1 in 30 miles and...	7	87.5	1	12.5	13.4	14.6
	Scott	24690	8	Mental Health...	1 in 30 miles and...	8	100.0	0	0.0	11.6	12.9
	Sherburne	24700	7	Mental Health...	1 in 30 miles and...	7	100.0	0	0.0	9.0	9.7
	Sibley	24710	7	Mental Health...	1 in 30 miles and...	7	100.0	0	0.0	12.4	13.7
	St. Louis	24680	55	Mental Health...	1 in 30 miles and...	21	38.2	34	61.8	39.7	43.5
	Stearns	24720	34	Mental Health...	1 in 30 miles and...	32	94.1	2	5.9	13.0	14.3
	Stevens	24740	5	Mental Health...	1 in 30 miles and...	1	20.0	4	80.0	29.5	32.1
	Swift	24750	7	Mental Health...	1 in 30 miles and...	0	0.0	7	100.0	37.1	40.5
	Todd	24760	9	Mental Health...	1 in 30 miles and...	9	100.0	0	0.0	13.0	14.1
	Traverse	24770	4	Mental Health...	1 in 30 miles and...	3	75.0	1	25.0	14.5	15.7
	Wabasha	24780	9	Mental Health...	1 in 30 miles and...	9	100.0	0	0.0	12.2	13.8
	Wadena	24790	7	Mental Health...	1 in 30 miles and...	7	100.0	0	0.0	9.6	10.4
	Washington	24810	21	Mental Health...	1 in 30 miles and...	21	100.0	0	0.0	5.5	6.6
	Wilkin	24830	7	Mental Health...	1 in 30 miles and...	6	85.7	1	14.3	21.8	23.7
	Winona	24840	10	Mental Health...	1 in 30 miles and...	10	100.0	0	0.0	11.4	12.4
	Wright	24850	31	Mental Health...	1 in 30 miles and...	31	100.0	0	0.0	6.1	6.7
	Yellow Medicine	24860	7	Mental Health...	1 in 30 miles and...	6	85.7	1	14.3	23.8	25.9
Grand Totals			946	Mental Health...	1 in 30 miles and...	773	81.7	173	18.3	17.3	19.1

Mental Health Provider Prescribers - Psychiatrists

July 10, 2024

Mental Health Provider Prescribers - Psychiatrists

2,501 providers at 637 locations

■ All providers

Access Analysis

Employee Group

Census

Provider Group

Mental Health Provider Prescribers - Psychiatrists

946 employee locations

◆ With access (889)

● Without access (57)

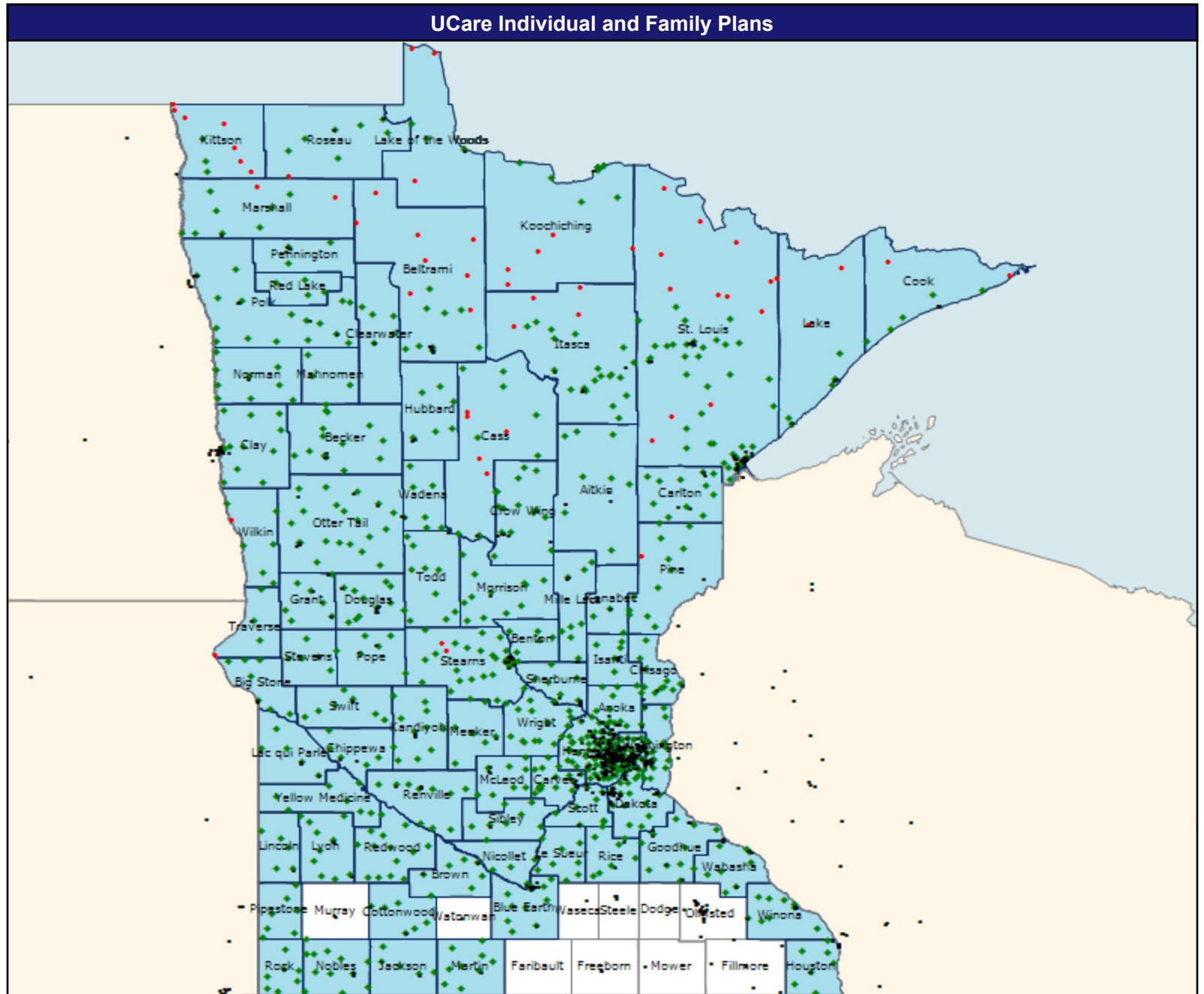
The Access Standard is defined as (Census) employees accessing:

1 (Mental Health Provider Prescribers - Psychiatrists) provider in 30 miles and 30 minutes

Service Areas

■ IFP

61.64 miles



Access Detail By County - Mental Health Provider Prescribers - Psychiatrists

July 10, 2024

Access Analysis
 Access Analysis
 Employee / Provider Groups
 Census
 Mental Health Provider Prescribers -
 Psychiatrists

All Eligibles											
State Name	County	County SSA	Employee #	Provider		With Access		Without Access		Average Distance	Average Time
				Group	Standard	#	%	#	%	1	1
Minnesota	Aitkin	24000	8	Mental Health...	1 in 30 miles and...	8	100.0	0	0.0	15.7	17.1
	Anoka	24010	13	Mental Health...	1 in 30 miles and...	13	100.0	0	0.0	5.1	5.9
	Becker	24020	14	Mental Health...	1 in 30 miles and...	14	100.0	0	0.0	12.6	13.9
	Beltrami	24030	17	Mental Health...	1 in 30 miles and...	9	52.9	8	47.1	23.9	26.0
	Benton	24040	5	Mental Health...	1 in 30 miles and...	5	100.0	0	0.0	14.5	15.8
	Big Stone	24050	7	Mental Health...	1 in 30 miles and...	7	100.0	0	0.0	14.4	15.7
	Blue Earth	24060	12	Mental Health...	1 in 30 miles and...	12	100.0	0	0.0	7.1	7.7
	Brown	24070	7	Mental Health...	1 in 30 miles and...	7	100.0	0	0.0	7.8	8.5
	Carlton	24080	11	Mental Health...	1 in 30 miles and...	11	100.0	0	0.0	9.6	10.4
	Carver	24090	34	Mental Health...	1 in 30 miles and...	34	100.0	0	0.0	9.0	9.8
	Cass	24100	12	Mental Health...	1 in 30 miles and...	7	58.3	5	41.7	25.2	27.4
	Chippewa	24110	5	Mental Health...	1 in 30 miles and...	5	100.0	0	0.0	8.5	9.3
	Chisago	24120	11	Mental Health...	1 in 30 miles and...	11	100.0	0	0.0	4.5	4.9
	Clay	24130	14	Mental Health...	1 in 30 miles and...	14	100.0	0	0.0	11.5	12.5
	Clearwater	24140	5	Mental Health...	1 in 30 miles and...	5	100.0	0	0.0	12.3	13.4
	Cook	24150	7	Mental Health...	1 in 30 miles and...	5	71.4	2	28.6	24.9	27.1
	Cottonwood	24160	6	Mental Health...	1 in 30 miles and...	6	100.0	0	0.0	6.4	6.9
	Crow Wing	24170	15	Mental Health...	1 in 30 miles and...	15	100.0	0	0.0	10.6	11.5
	Dakota	24180	20	Mental Health...	1 in 30 miles and...	20	100.0	0	0.0	3.0	3.6
	Douglas	24200	11	Mental Health...	1 in 30 miles and...	11	100.0	0	0.0	8.3	9.0
	Goodhue	24240	10	Mental Health...	1 in 30 miles and...	10	100.0	0	0.0	5.6	6.1
	Grant	24250	7	Mental Health...	1 in 30 miles and...	7	100.0	0	0.0	8.2	8.8
	Hennepin	24260	106	Mental Health...	1 in 30 miles and...	106	100.0	0	0.0	2.6	3.2
	Houston	24270	7	Mental Health...	1 in 30 miles and...	7	100.0	0	0.0	7.2	7.8
	Hubbard	24280	6	Mental Health...	1 in 30 miles and...	6	100.0	0	0.0	16.0	17.4
	Isanti	24290	5	Mental Health...	1 in 30 miles and...	5	100.0	0	0.0	6.9	7.5
	Itasca	24300	25	Mental Health...	1 in 30 miles and...	21	84.0	4	16.0	15.4	16.7
	Jackson	24310	5	Mental Health...	1 in 30 miles and...	5	100.0	0	0.0	10.2	11.0
	Kanabec	24320	3	Mental Health...	1 in 30 miles and...	3	100.0	0	0.0	7.8	8.4
	Kandiyohi	24330	11	Mental Health...	1 in 30 miles and...	11	100.0	0	0.0	11.9	13.0
	Kittson	24340	10	Mental Health...	1 in 30 miles and...	3	30.0	7	70.0	26.6	29.2
	Koochiching	24350	12	Mental Health...	1 in 30 miles and...	7	58.3	5	41.7	27.1	29.5
	Lac qui Parle	24360	5	Mental Health...	1 in 30 miles and...	5	100.0	0	0.0	10.3	11.2
	Lake	24370	7	Mental Health...	1 in 30 miles and...	5	71.4	2	28.6	14.0	15.2
	Lake of the Woods	24380	6	Mental Health...	1 in 30 miles and...	3	50.0	3	50.0	23.5	25.6
	Le Sueur	24390	8	Mental Health...	1 in 30 miles and...	8	100.0	0	0.0	11.3	12.3
	Lincoln	24400	5	Mental Health...	1 in 30 miles and...	5	100.0	0	0.0	12.6	13.7
	Lyon	24410	10	Mental Health...	1 in 30 miles and...	10	100.0	0	0.0	11.0	11.9
	Mahnomen	24430	3	Mental Health...	1 in 30 miles and...	3	100.0	0	0.0	21.5	23.4
	Marshall	24440	10	Mental Health...	1 in 30 miles and...	8	80.0	2	20.0	18.2	19.9

Access Detail By County - Mental Health Provider Prescribers - Psychiatrists

July 10, 2024

Access Analysis
 Access Analysis
 Employee / Provider Groups
 Census
 Mental Health Provider Prescribers -
 Psychiatrists

All Eligibles											
State Name	County	County SSA	Employee #	Provider		With Access		Without Access		Average Distance	Average Time
				Group	Standard	#	%	#	%	1	1
Minnesota	Martin	24450	9	Mental Health...	1 in 30 miles and...	9	100.0	0	0.0	11.5	12.5
	McLeod	24420	8	Mental Health...	1 in 30 miles and...	8	100.0	0	0.0	12.7	13.8
	Meeker	24460	7	Mental Health...	1 in 30 miles and...	7	100.0	0	0.0	9.1	9.9
	Mille Lacs	24470	8	Mental Health...	1 in 30 miles and...	8	100.0	0	0.0	11.1	12.2
	Morrison	24480	13	Mental Health...	1 in 30 miles and...	13	100.0	0	0.0	12.9	14.1
	Nicollet	24510	5	Mental Health...	1 in 30 miles and...	5	100.0	0	0.0	6.7	7.3
	Nobles	24520	12	Mental Health...	1 in 30 miles and...	12	100.0	0	0.0	13.4	14.5
	Norman	24530	9	Mental Health...	1 in 30 miles and...	9	100.0	0	0.0	15.7	17.1
	Otter Tail	24550	20	Mental Health...	1 in 30 miles and...	20	100.0	0	0.0	10.4	11.3
	Pennington	24560	3	Mental Health...	1 in 30 miles and...	3	100.0	0	0.0	8.3	9.0
	Pine	24570	13	Mental Health...	1 in 30 miles and...	12	92.3	1	7.7	16.4	17.8
	Pipestone	24580	8	Mental Health...	1 in 30 miles and...	8	100.0	0	0.0	15.7	17.1
	Polk	24590	16	Mental Health...	1 in 30 miles and...	16	100.0	0	0.0	11.1	12.1
	Pope	24600	5	Mental Health...	1 in 30 miles and...	5	100.0	0	0.0	7.9	8.6
	Ramsey	24610	36	Mental Health...	1 in 30 miles and...	36	100.0	0	0.0	0.6	1.1
	Red Lake	24620	4	Mental Health...	1 in 30 miles and...	4	100.0	0	0.0	15.7	17.1
	Redwood	24630	14	Mental Health...	1 in 30 miles and...	14	100.0	0	0.0	15.7	17.1
	Renville	24640	10	Mental Health...	1 in 30 miles and...	10	100.0	0	0.0	10.7	11.6
	Rice	24650	8	Mental Health...	1 in 30 miles and...	8	100.0	0	0.0	8.0	8.7
	Rock	24660	7	Mental Health...	1 in 30 miles and...	7	100.0	0	0.0	9.3	10.1
	Roseau	24670	8	Mental Health...	1 in 30 miles and...	7	87.5	1	12.5	13.4	14.5
	Scott	24690	8	Mental Health...	1 in 30 miles and...	8	100.0	0	0.0	6.2	6.9
	Sherburne	24700	7	Mental Health...	1 in 30 miles and...	7	100.0	0	0.0	7.3	7.9
	Sibley	24710	7	Mental Health...	1 in 30 miles and...	7	100.0	0	0.0	11.9	13.2
	St. Louis	24680	55	Mental Health...	1 in 30 miles and...	42	76.4	13	23.6	16.1	17.6
	Stearns	24720	34	Mental Health...	1 in 30 miles and...	32	94.1	2	5.9	12.5	13.7
	Stevens	24740	5	Mental Health...	1 in 30 miles and...	5	100.0	0	0.0	8.8	9.6
	Swift	24750	7	Mental Health...	1 in 30 miles and...	7	100.0	0	0.0	12.7	13.9
	Todd	24760	9	Mental Health...	1 in 30 miles and...	9	100.0	0	0.0	19.9	21.7
	Traverse	24770	4	Mental Health...	1 in 30 miles and...	3	75.0	1	25.0	14.5	15.7
	Wabasha	24780	9	Mental Health...	1 in 30 miles and...	9	100.0	0	0.0	6.0	6.5
	Wadena	24790	7	Mental Health...	1 in 30 miles and...	7	100.0	0	0.0	10.6	11.6
	Washington	24810	21	Mental Health...	1 in 30 miles and...	21	100.0	0	0.0	3.6	4.3
	Wilkin	24830	7	Mental Health...	1 in 30 miles and...	6	85.7	1	14.3	20.3	22.1
	Winona	24840	10	Mental Health...	1 in 30 miles and...	10	100.0	0	0.0	6.8	7.4
	Wright	24850	31	Mental Health...	1 in 30 miles and...	31	100.0	0	0.0	5.7	6.2
	Yellow Medicine	24860	7	Mental Health...	1 in 30 miles and...	7	100.0	0	0.0	18.7	20.4
	Grand Totals		946	Mental Health...	1 in 30 miles and...	889	94.0	57	6.0	10.7	11.7

Mental Health Provider Prescribers - Mental Health Clinical Nurse Specialist

July 10, 2024

Mental Health Provider Prescribers -
Mental Health Clinical Nurse Specialist

109 providers at 69 locations

■ All providers

Access Analysis

Employee Group

Census

Provider Group

Mental Health Provider Prescribers -
Mental Health Clinical Nurse Specialist

946 employee locations

◆ With access (452)

● Without access (494)

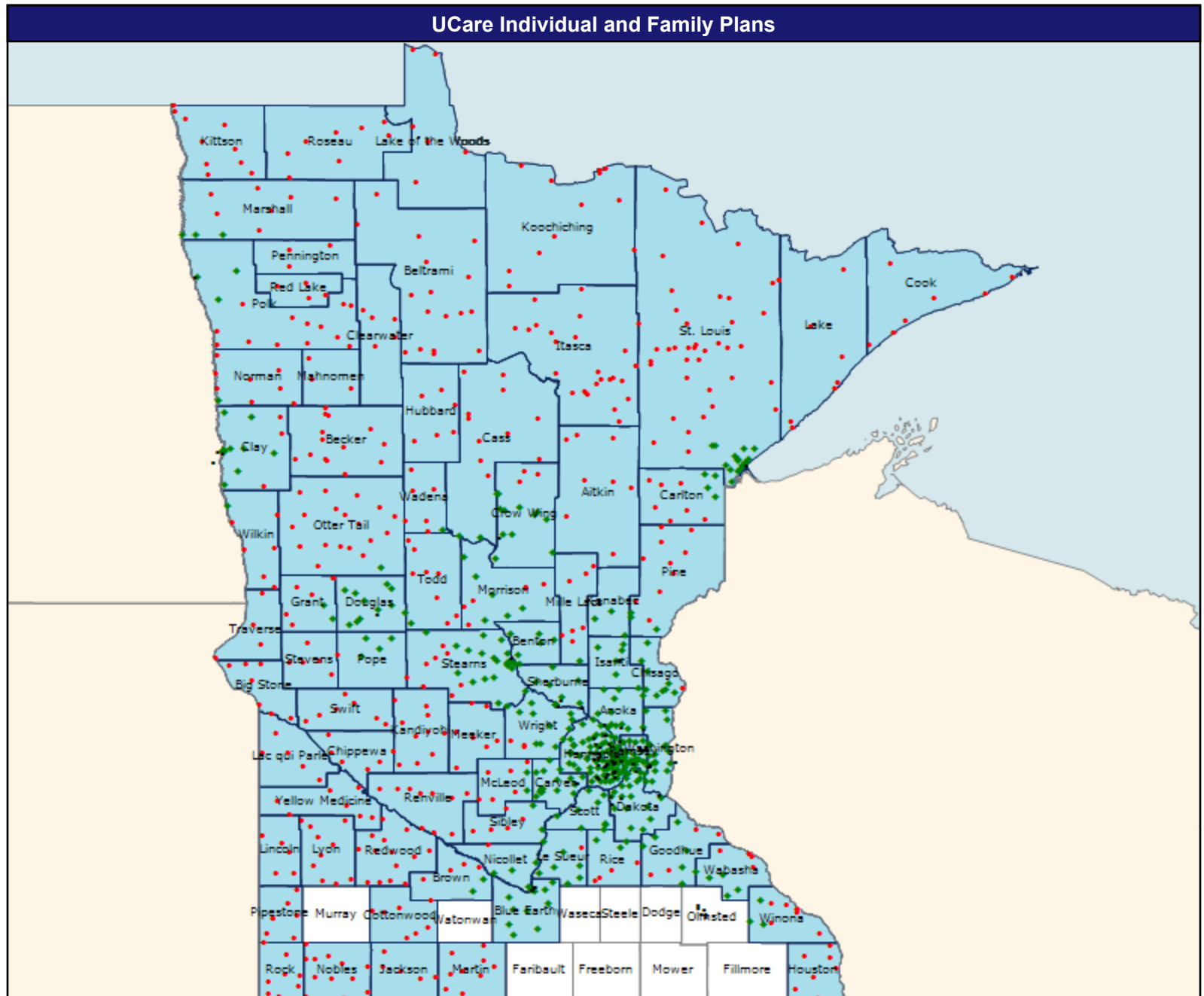
The Access Standard is defined as
(Census) employees accessing:

1 (Mental Health Provider Prescribers -
Mental Health Clinical Nurse
Specialist) provider in 30 miles and 30
minutes

Service Areas

□ IFP

61.64 miles



Access Detail By County - Mental Health Provider Prescribers - Mental Health Clinical Nurse Specialist

July 10, 2024

Access Analysis
 Access Analysis
 Employee / Provider Groups
 Census
 Mental Health Provider Prescribers -
 Mental Health Clinical Nurse
 Specialist

All Eligibles											
State Name	County	County SSA	Employee #	Provider		With Access		Without Access		Average Distance	Average Time
				Group	Standard	#	%	#	%	1	1
Minnesota	Aitkin	24000	8	Mental Health...	1 in 30 miles and...	0	0.0	8	100.0	52.8	59.2
	Anoka	24010	13	Mental Health...	1 in 30 miles and...	13	100.0	0	0.0	7.4	9.0
	Becker	24020	14	Mental Health...	1 in 30 miles and...	0	0.0	14	100.0	51.0	56.0
	Beltrami	24030	17	Mental Health...	1 in 30 miles and...	0	0.0	17	100.0	95.1	103.7
	Benton	24040	5	Mental Health...	1 in 30 miles and...	5	100.0	0	0.0	15.4	16.8
	Big Stone	24050	7	Mental Health...	1 in 30 miles and...	0	0.0	7	100.0	67.8	74.0
	Blue Earth	24060	12	Mental Health...	1 in 30 miles and...	12	100.0	0	0.0	11.3	12.5
	Brown	24070	7	Mental Health...	1 in 30 miles and...	2	28.6	5	71.4	35.9	39.1
	Carlton	24080	11	Mental Health...	1 in 30 miles and...	4	36.4	7	63.6	33.3	40.0
	Carver	24090	34	Mental Health...	1 in 30 miles and...	34	100.0	0	0.0	14.8	16.2
	Cass	24100	12	Mental Health...	1 in 30 miles and...	1	8.3	11	91.7	48.9	53.3
	Chippewa	24110	5	Mental Health...	1 in 30 miles and...	0	0.0	5	100.0	64.6	70.4
	Chisago	24120	11	Mental Health...	1 in 30 miles and...	10	90.9	1	9.1	20.4	22.2
	Clay	24130	14	Mental Health...	1 in 30 miles and...	11	78.6	3	21.4	14.9	16.4
	Clearwater	24140	5	Mental Health...	1 in 30 miles and...	0	0.0	5	100.0	82.5	90.0
	Cook	24150	7	Mental Health...	1 in 30 miles and...	0	0.0	7	100.0	109.7	131.6
	Cottonwood	24160	6	Mental Health...	1 in 30 miles and...	0	0.0	6	100.0	62.7	68.4
	Crow Wing	24170	15	Mental Health...	1 in 30 miles and...	12	80.0	3	20.0	20.3	22.1
	Dakota	24180	20	Mental Health...	1 in 30 miles and...	20	100.0	0	0.0	6.4	7.7
	Douglas	24200	11	Mental Health...	1 in 30 miles and...	11	100.0	0	0.0	13.0	14.2
	Goodhue	24240	10	Mental Health...	1 in 30 miles and...	6	60.0	4	40.0	24.6	28.3
	Grant	24250	7	Mental Health...	1 in 30 miles and...	2	28.6	5	71.4	32.7	35.7
	Hennepin	24260	106	Mental Health...	1 in 30 miles and...	106	100.0	0	0.0	4.0	5.5
	Houston	24270	7	Mental Health...	1 in 30 miles and...	0	0.0	7	100.0	60.8	66.3
	Hubbard	24280	6	Mental Health...	1 in 30 miles and...	0	0.0	6	100.0	64.5	70.3
	Isanti	24290	5	Mental Health...	1 in 30 miles and...	5	100.0	0	0.0	7.1	7.7
	Itasca	24300	25	Mental Health...	1 in 30 miles and...	0	0.0	25	100.0	82.0	93.1
	Jackson	24310	5	Mental Health...	1 in 30 miles and...	0	0.0	5	100.0	72.9	79.5
	Kanabec	24320	3	Mental Health...	1 in 30 miles and...	3	100.0	0	0.0	20.0	21.8
	Kandiyohi	24330	11	Mental Health...	1 in 30 miles and...	0	0.0	11	100.0	55.5	60.5
	Kittson	24340	10	Mental Health...	1 in 30 miles and...	0	0.0	10	100.0	61.5	67.8
	Koochiching	24350	12	Mental Health...	1 in 30 miles and...	0	0.0	12	100.0	130.3	150.3
	Lac qui Parle	24360	5	Mental Health...	1 in 30 miles and...	0	0.0	5	100.0	79.4	86.6
	Lake	24370	7	Mental Health...	1 in 30 miles and...	0	0.0	7	100.0	61.7	74.0
	Lake of the Woods	24380	6	Mental Health...	1 in 30 miles and...	0	0.0	6	100.0	121.7	132.7
	Le Sueur	24390	8	Mental Health...	1 in 30 miles and...	7	87.5	1	12.5	20.0	21.8
	Lincoln	24400	5	Mental Health...	1 in 30 miles and...	0	0.0	5	100.0	110.5	120.5
	Lyon	24410	10	Mental Health...	1 in 30 miles and...	0	0.0	10	100.0	93.8	102.3
	Mahnomen	24430	3	Mental Health...	1 in 30 miles and...	0	0.0	3	100.0	63.8	69.6
	Marshall	24440	10	Mental Health...	1 in 30 miles and...	3	30.0	7	70.0	42.2	46.0

Access Detail By County - Mental Health Provider Prescribers - Mental Health Clinical Nurse Specialist

July 10, 2024

Access Analysis
 Access Analysis
 Employee / Provider Groups
 Census
 Mental Health Provider Prescribers -
 Mental Health Clinical Nurse
 Specialist

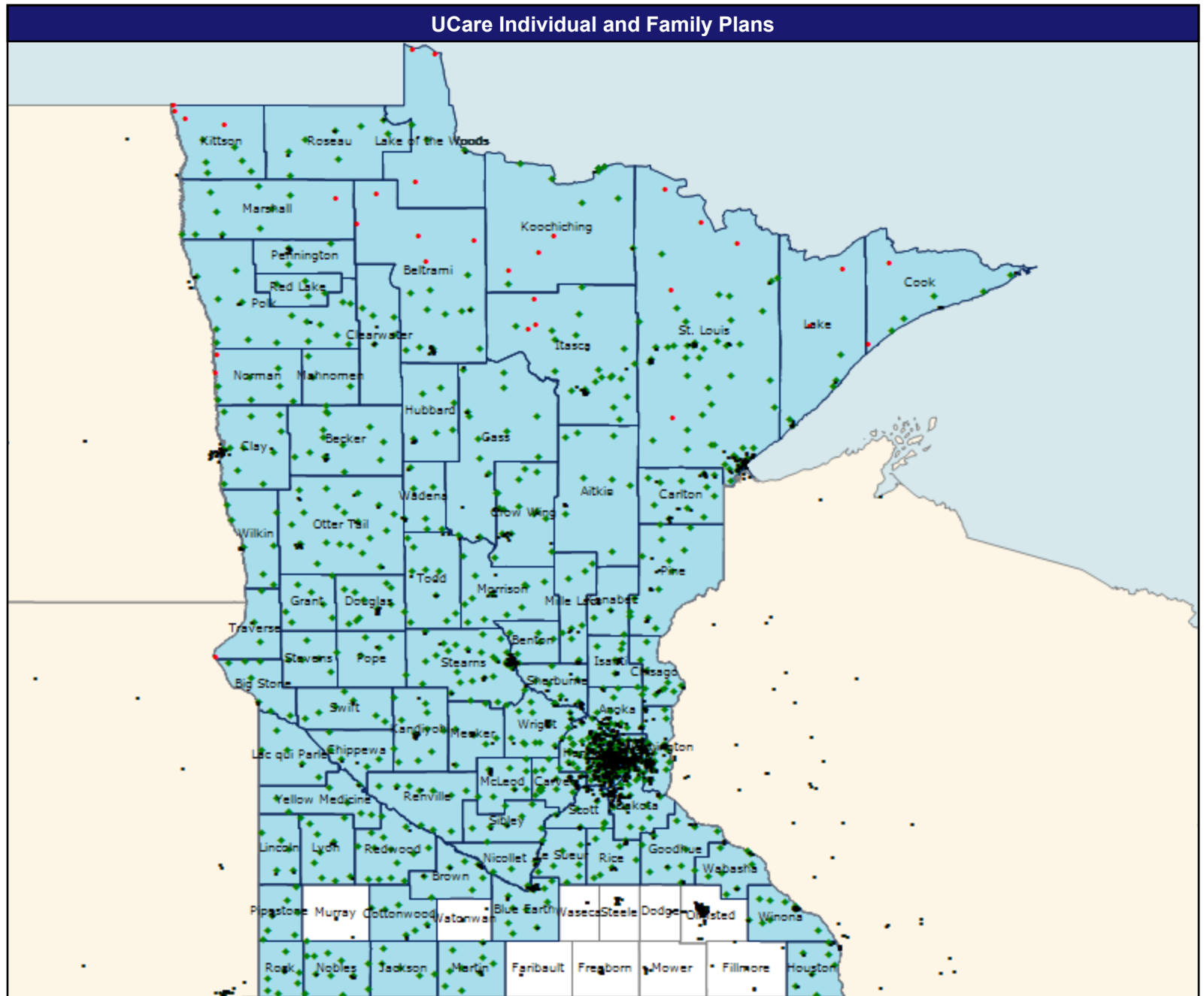
All Eligibles											
State Name	County	County SSA	Employee	Provider		With Access		Without Access		Average Distance	Average Time
			#	Group	Standard	#	%	#	%	1	1
Minnesota	Martin	24450	9	Mental Health...	1 in 30 miles and...	0	0.0	9	100.0	53.3	58.1
	McLeod	24420	8	Mental Health...	1 in 30 miles and...	2	25.0	6	75.0	31.8	34.7
	Meeker	24460	7	Mental Health...	1 in 30 miles and...	0	0.0	7	100.0	40.4	44.0
	Mille Lacs	24470	8	Mental Health...	1 in 30 miles and...	1	12.5	7	87.5	32.7	36.0
	Morrison	24480	13	Mental Health...	1 in 30 miles and...	7	53.8	6	46.2	27.2	29.9
	Nicollet	24510	5	Mental Health...	1 in 30 miles and...	4	80.0	1	20.0	17.2	18.7
	Nobles	24520	12	Mental Health...	1 in 30 miles and...	0	0.0	12	100.0	99.3	108.3
	Norman	24530	9	Mental Health...	1 in 30 miles and...	1	11.1	8	88.9	37.2	40.8
	Otter Tail	24550	20	Mental Health...	1 in 30 miles and...	1	5.0	19	95.0	43.6	47.6
	Pennington	24560	3	Mental Health...	1 in 30 miles and...	0	0.0	3	100.0	48.5	52.9
	Pine	24570	13	Mental Health...	1 in 30 miles and...	3	23.1	10	76.9	40.4	45.4
	Pipestone	24580	8	Mental Health...	1 in 30 miles and...	0	0.0	8	100.0	114.7	125.1
	Polk	24590	16	Mental Health...	1 in 30 miles and...	3	18.8	13	81.2	45.6	49.7
	Pope	24600	5	Mental Health...	1 in 30 miles and...	4	80.0	1	20.0	20.2	22.1
	Ramsey	24610	36	Mental Health...	1 in 30 miles and...	36	100.0	0	0.0	2.5	4.2
	Red Lake	24620	4	Mental Health...	1 in 30 miles and...	0	0.0	4	100.0	47.2	51.5
	Redwood	24630	14	Mental Health...	1 in 30 miles and...	0	0.0	14	100.0	67.9	74.1
	Renville	24640	10	Mental Health...	1 in 30 miles and...	0	0.0	10	100.0	63.3	69.0
	Rice	24650	8	Mental Health...	1 in 30 miles and...	4	50.0	4	50.0	24.0	26.2
	Rock	24660	7	Mental Health...	1 in 30 miles and...	0	0.0	7	100.0	120.3	131.2
	Roseau	24670	8	Mental Health...	1 in 30 miles and...	0	0.0	8	100.0	90.4	98.5
	Scott	24690	8	Mental Health...	1 in 30 miles and...	8	100.0	0	0.0	11.6	12.9
	Sherburne	24700	7	Mental Health...	1 in 30 miles and...	7	100.0	0	0.0	9.7	10.5
	Sibley	24710	7	Mental Health...	1 in 30 miles and...	2	28.6	5	71.4	33.6	37.2
	St. Louis	24680	55	Mental Health...	1 in 30 miles and...	16	29.1	39	70.9	46.8	56.4
	Stearns	24720	34	Mental Health...	1 in 30 miles and...	26	76.5	8	23.5	16.5	18.0
	Stevens	24740	5	Mental Health...	1 in 30 miles and...	0	0.0	5	100.0	42.3	46.2
	Swift	24750	7	Mental Health...	1 in 30 miles and...	0	0.0	7	100.0	49.2	53.6
	Todd	24760	9	Mental Health...	1 in 30 miles and...	1	11.1	8	88.9	32.5	35.4
	Traverse	24770	4	Mental Health...	1 in 30 miles and...	0	0.0	4	100.0	59.1	64.5
	Wabasha	24780	9	Mental Health...	1 in 30 miles and...	5	55.6	4	44.4	25.8	29.3
	Wadena	24790	7	Mental Health...	1 in 30 miles and...	1	14.3	6	85.7	40.4	44.1
	Washington	24810	21	Mental Health...	1 in 30 miles and...	21	100.0	0	0.0	5.9	7.1
	Wilkin	24830	7	Mental Health...	1 in 30 miles and...	1	14.3	6	85.7	42.0	46.2
	Winona	24840	10	Mental Health...	1 in 30 miles and...	3	30.0	7	70.0	35.1	38.4
	Wright	24850	31	Mental Health...	1 in 30 miles and...	28	90.3	3	9.7	9.6	10.4
	Yellow Medicine	24860	7	Mental Health...	1 in 30 miles and...	0	0.0	7	100.0	85.2	92.9
Grand Totals			946	Mental Health...	1 in 30 miles and...	452	47.8	494	52.2	38.0	42.4

Mental Health Providers - all

- July 10, 2024

- Mental Health Providers - all
- 8,323 providers at 1,716 locations
- All providers
- Access Analysis
- Employee Group
- Census
- Provider Group
- Mental Health Providers - all
- 946 employee locations
- ◆ With access (915)
- Without access (31)
- The Access Standard is defined as (Census) employees accessing:
- 1 (Mental Health Providers - all) provider in 30 miles and 30 minutes
- Service Areas
- IFP

- 61.64 miles



Access Detail By County - Mental Health Provider Prescribers - all

July 10, 2024

Access Analysis
 Access Analysis
 Employee / Provider Groups
 Census
 Mental Health Providers - all

All Eligibles											
State Name	County	County SSA	Employee #	Provider		With Access		Without Access		Average Distance	Average Time
				Group	Standard	#	%	#	%	1	1
Minnesota	Aitkin	24000	8	Mental Health...	1 in 30 miles and...	8	100.0	0	0.0	15.4	16.8
	Anoka	24010	13	Mental Health...	1 in 30 miles and...	13	100.0	0	0.0	2.8	3.3
	Becker	24020	14	Mental Health...	1 in 30 miles and...	14	100.0	0	0.0	11.9	13.1
	Beltrami	24030	17	Mental Health...	1 in 30 miles and...	12	70.6	5	29.4	18.1	19.7
	Benton	24040	5	Mental Health...	1 in 30 miles and...	5	100.0	0	0.0	10.4	11.3
	Big Stone	24050	7	Mental Health...	1 in 30 miles and...	7	100.0	0	0.0	14.4	15.7
	Blue Earth	24060	12	Mental Health...	1 in 30 miles and...	12	100.0	0	0.0	5.2	5.7
	Brown	24070	7	Mental Health...	1 in 30 miles and...	7	100.0	0	0.0	5.7	6.2
	Carlton	24080	11	Mental Health...	1 in 30 miles and...	11	100.0	0	0.0	5.0	5.5
	Carver	24090	34	Mental Health...	1 in 30 miles and...	34	100.0	0	0.0	7.7	8.3
	Cass	24100	12	Mental Health...	1 in 30 miles and...	12	100.0	0	0.0	10.1	11.0
	Chippewa	24110	5	Mental Health...	1 in 30 miles and...	5	100.0	0	0.0	9.1	9.9
	Chisago	24120	11	Mental Health...	1 in 30 miles and...	11	100.0	0	0.0	3.9	4.2
	Clay	24130	14	Mental Health...	1 in 30 miles and...	14	100.0	0	0.0	8.3	9.1
	Clearwater	24140	5	Mental Health...	1 in 30 miles and...	5	100.0	0	0.0	8.4	9.1
	Cook	24150	7	Mental Health...	1 in 30 miles and...	5	71.4	2	28.6	20.0	21.8
	Cottonwood	24160	6	Mental Health...	1 in 30 miles and...	6	100.0	0	0.0	4.6	4.9
	Crow Wing	24170	15	Mental Health...	1 in 30 miles and...	15	100.0	0	0.0	6.7	7.3
	Dakota	24180	20	Mental Health...	1 in 30 miles and...	20	100.0	0	0.0	2.5	2.8
	Douglas	24200	11	Mental Health...	1 in 30 miles and...	11	100.0	0	0.0	11.1	12.0
	Goodhue	24240	10	Mental Health...	1 in 30 miles and...	10	100.0	0	0.0	5.4	5.9
	Grant	24250	7	Mental Health...	1 in 30 miles and...	7	100.0	0	0.0	20.1	21.9
	Hennepin	24260	106	Mental Health...	1 in 30 miles and...	106	100.0	0	0.0	1.5	1.9
	Houston	24270	7	Mental Health...	1 in 30 miles and...	7	100.0	0	0.0	4.1	4.4
	Hubbard	24280	6	Mental Health...	1 in 30 miles and...	6	100.0	0	0.0	11.8	12.9
	Isanti	24290	5	Mental Health...	1 in 30 miles and...	5	100.0	0	0.0	5.6	6.1
	Itasca	24300	25	Mental Health...	1 in 30 miles and...	22	88.0	3	12.0	13.7	14.9
	Jackson	24310	5	Mental Health...	1 in 30 miles and...	5	100.0	0	0.0	17.6	19.1
	Kanabec	24320	3	Mental Health...	1 in 30 miles and...	3	100.0	0	0.0	7.8	8.4
	Kandiyohi	24330	11	Mental Health...	1 in 30 miles and...	11	100.0	0	0.0	9.5	10.3
	Kittson	24340	10	Mental Health...	1 in 30 miles and...	6	60.0	4	40.0	23.7	26.1
	Koochiching	24350	12	Mental Health...	1 in 30 miles and...	9	75.0	3	25.0	18.7	20.3
	Lac qui Parle	24360	5	Mental Health...	1 in 30 miles and...	5	100.0	0	0.0	13.0	14.1
	Lake	24370	7	Mental Health...	1 in 30 miles and...	5	71.4	2	28.6	11.7	12.7
	Lake of the Woods	24380	6	Mental Health...	1 in 30 miles and...	3	50.0	3	50.0	23.5	25.6
	Le Sueur	24390	8	Mental Health...	1 in 30 miles and...	8	100.0	0	0.0	8.9	9.6
	Lincoln	24400	5	Mental Health...	1 in 30 miles and...	5	100.0	0	0.0	9.7	10.6
	Lyon	24410	10	Mental Health...	1 in 30 miles and...	10	100.0	0	0.0	10.7	11.6
	Mahnomen	24430	3	Mental Health...	1 in 30 miles and...	3	100.0	0	0.0	9.4	10.2
	Marshall	24440	10	Mental Health...	1 in 30 miles and...	9	90.0	1	10.0	17.1	18.6

Access Detail By County - Mental Health Provider Prescribers - all

July 10, 2024

Access Analysis
 Access Analysis
 Employee / Provider Groups
 Census
 Mental Health Providers - all

All Eligibles											
State Name	County	County SSA	Employee #	Provider		With Access		Without Access		Average Distance	Average Time
				Group	Standard	#	%	#	%	1	1
Minnesota	Martin	24450	9	Mental Health...	1 in 30 miles and...	9	100.0	0	0.0	10.1	11.0
	McLeod	24420	8	Mental Health...	1 in 30 miles and...	8	100.0	0	0.0	8.3	9.0
	Meeker	24460	7	Mental Health...	1 in 30 miles and...	7	100.0	0	0.0	5.9	6.4
	Mille Lacs	24470	8	Mental Health...	1 in 30 miles and...	8	100.0	0	0.0	10.6	11.6
	Morrison	24480	13	Mental Health...	1 in 30 miles and...	13	100.0	0	0.0	11.0	12.0
	Nicollet	24510	5	Mental Health...	1 in 30 miles and...	5	100.0	0	0.0	5.7	6.2
	Nobles	24520	12	Mental Health...	1 in 30 miles and...	12	100.0	0	0.0	9.5	10.3
	Norman	24530	9	Mental Health...	1 in 30 miles and...	7	77.8	2	22.2	22.9	25.0
	Otter Tail	24550	20	Mental Health...	1 in 30 miles and...	20	100.0	0	0.0	7.9	8.6
	Pennington	24560	3	Mental Health...	1 in 30 miles and...	3	100.0	0	0.0	8.0	8.7
	Pine	24570	13	Mental Health...	1 in 30 miles and...	13	100.0	0	0.0	7.6	8.2
	Pipestone	24580	8	Mental Health...	1 in 30 miles and...	8	100.0	0	0.0	8.7	9.5
	Polk	24590	16	Mental Health...	1 in 30 miles and...	16	100.0	0	0.0	12.7	13.8
	Pope	24600	5	Mental Health...	1 in 30 miles and...	5	100.0	0	0.0	8.0	8.7
	Ramsey	24610	36	Mental Health...	1 in 30 miles and...	36	100.0	0	0.0	0.4	0.6
	Red Lake	24620	4	Mental Health...	1 in 30 miles and...	4	100.0	0	0.0	15.7	17.1
	Redwood	24630	14	Mental Health...	1 in 30 miles and...	14	100.0	0	0.0	13.1	14.2
	Renville	24640	10	Mental Health...	1 in 30 miles and...	10	100.0	0	0.0	8.4	9.1
	Rice	24650	8	Mental Health...	1 in 30 miles and...	8	100.0	0	0.0	6.4	6.9
	Rock	24660	7	Mental Health...	1 in 30 miles and...	7	100.0	0	0.0	8.9	9.6
	Roseau	24670	8	Mental Health...	1 in 30 miles and...	8	100.0	0	0.0	7.3	7.9
	Scott	24690	8	Mental Health...	1 in 30 miles and...	8	100.0	0	0.0	3.5	3.8
	Sherburne	24700	7	Mental Health...	1 in 30 miles and...	7	100.0	0	0.0	3.5	3.7
	Sibley	24710	7	Mental Health...	1 in 30 miles and...	7	100.0	0	0.0	6.9	7.6
	St. Louis	24680	55	Mental Health...	1 in 30 miles and...	50	90.9	5	9.1	10.1	11.0
	Stearns	24720	34	Mental Health...	1 in 30 miles and...	34	100.0	0	0.0	4.1	4.5
	Stevens	24740	5	Mental Health...	1 in 30 miles and...	5	100.0	0	0.0	8.9	9.7
	Swift	24750	7	Mental Health...	1 in 30 miles and...	7	100.0	0	0.0	12.6	13.7
	Todd	24760	9	Mental Health...	1 in 30 miles and...	9	100.0	0	0.0	8.3	9.0
	Traverse	24770	4	Mental Health...	1 in 30 miles and...	3	75.0	1	25.0	14.5	15.7
	Wabasha	24780	9	Mental Health...	1 in 30 miles and...	9	100.0	0	0.0	6.0	6.5
	Wadena	24790	7	Mental Health...	1 in 30 miles and...	7	100.0	0	0.0	4.6	5.0
	Washington	24810	21	Mental Health...	1 in 30 miles and...	21	100.0	0	0.0	1.6	1.8
	Wilkin	24830	7	Mental Health...	1 in 30 miles and...	7	100.0	0	0.0	14.7	16.1
	Winona	24840	10	Mental Health...	1 in 30 miles and...	10	100.0	0	0.0	6.3	6.9
	Wright	24850	31	Mental Health...	1 in 30 miles and...	31	100.0	0	0.0	3.3	3.6
	Yellow Medicine	24860	7	Mental Health...	1 in 30 miles and...	7	100.0	0	0.0	15.1	16.4
	Grand Totals		946	Mental Health...	1 in 30 miles and...	915	96.7	31	3.3	8.1	8.9

Access Detail By County - Mental Health Providers - Licensed Child and Adolescent Psychologists

July 10, 2024

Access Analysis
 Access Analysis
 Employee / Provider Groups
 Census
 Mental Health Providers - Licensed
 Child and Adolescent Psychologists:
 LP

All Eligibles											
State Name	County	County SSA	Employee #	Provider		With Access		Without Access		Average Distance	Average Time
				Group	Standard	#	%	#	%	1	1
Minnesota	Aitkin	24000	8	Mental Health...	1 in 30 miles and...	8	100.0	0	0.0	14.0	15.3
	Anoka	24010	13	Mental Health...	1 in 30 miles and...	13	100.0	0	0.0	1.9	2.2
	Becker	24020	14	Mental Health...	1 in 30 miles and...	14	100.0	0	0.0	5.5	6.0
	Beltrami	24030	17	Mental Health...	1 in 30 miles and...	14	82.4	3	17.6	15.3	16.6
	Benton	24040	5	Mental Health...	1 in 30 miles and...	5	100.0	0	0.0	5.2	5.6
	Big Stone	24050	7	Mental Health...	1 in 30 miles and...	7	100.0	0	0.0	5.3	5.7
	Blue Earth	24060	12	Mental Health...	1 in 30 miles and...	12	100.0	0	0.0	4.2	4.6
	Brown	24070	7	Mental Health...	1 in 30 miles and...	7	100.0	0	0.0	4.6	5.0
	Carlton	24080	11	Mental Health...	1 in 30 miles and...	11	100.0	0	0.0	4.7	5.1
	Carver	24090	34	Mental Health...	1 in 30 miles and...	34	100.0	0	0.0	1.5	1.6
	Cass	24100	12	Mental Health...	1 in 30 miles and...	12	100.0	0	0.0	6.6	7.2
	Chippewa	24110	5	Mental Health...	1 in 30 miles and...	5	100.0	0	0.0	4.4	4.8
	Chisago	24120	11	Mental Health...	1 in 30 miles and...	11	100.0	0	0.0	2.6	2.8
	Clay	24130	14	Mental Health...	1 in 30 miles and...	14	100.0	0	0.0	4.9	5.5
	Clearwater	24140	5	Mental Health...	1 in 30 miles and...	5	100.0	0	0.0	5.5	6.0
	Cook	24150	7	Mental Health...	1 in 30 miles and...	6	85.7	1	14.3	13.2	14.4
	Cottonwood	24160	6	Mental Health...	1 in 30 miles and...	6	100.0	0	0.0	4.1	4.4
	Crow Wing	24170	15	Mental Health...	1 in 30 miles and...	15	100.0	0	0.0	2.3	2.5
	Dakota	24180	20	Mental Health...	1 in 30 miles and...	20	100.0	0	0.0	2.1	2.3
	Douglas	24200	11	Mental Health...	1 in 30 miles and...	11	100.0	0	0.0	6.4	6.9
	Goodhue	24240	10	Mental Health...	1 in 30 miles and...	10	100.0	0	0.0	3.7	4.0
	Grant	24250	7	Mental Health...	1 in 30 miles and...	7	100.0	0	0.0	4.1	4.5
	Hennepin	24260	106	Mental Health...	1 in 30 miles and...	106	100.0	0	0.0	0.6	0.8
	Houston	24270	7	Mental Health...	1 in 30 miles and...	7	100.0	0	0.0	4.0	4.3
	Hubbard	24280	6	Mental Health...	1 in 30 miles and...	6	100.0	0	0.0	11.5	12.5
	Isanti	24290	5	Mental Health...	1 in 30 miles and...	5	100.0	0	0.0	4.7	5.1
	Itasca	24300	25	Mental Health...	1 in 30 miles and...	25	100.0	0	0.0	9.4	10.3
	Jackson	24310	5	Mental Health...	1 in 30 miles and...	5	100.0	0	0.0	5.7	6.2
	Kanabec	24320	3	Mental Health...	1 in 30 miles and...	3	100.0	0	0.0	0.7	0.7
	Kandiyohi	24330	11	Mental Health...	1 in 30 miles and...	11	100.0	0	0.0	7.4	8.0
	Kittson	24340	10	Mental Health...	1 in 30 miles and...	10	100.0	0	0.0	12.6	13.8
	Koochiching	24350	12	Mental Health...	1 in 30 miles and...	12	100.0	0	0.0	7.8	8.5
	Lac qui Parle	24360	5	Mental Health...	1 in 30 miles and...	5	100.0	0	0.0	4.2	4.5
	Lake	24370	7	Mental Health...	1 in 30 miles and...	6	85.7	1	14.3	10.2	11.1
	Lake of the Woods	24380	6	Mental Health...	1 in 30 miles and...	3	50.0	3	50.0	23.3	25.4
	Le Sueur	24390	8	Mental Health...	1 in 30 miles and...	8	100.0	0	0.0	3.9	4.2
	Lincoln	24400	5	Mental Health...	1 in 30 miles and...	5	100.0	0	0.0	9.2	10.0
	Lyon	24410	10	Mental Health...	1 in 30 miles and...	10	100.0	0	0.0	5.5	5.9
	Mahnomen	24430	3	Mental Health...	1 in 30 miles and...	3	100.0	0	0.0	3.2	3.4
	Marshall	24440	10	Mental Health...	1 in 30 miles and...	9	90.0	1	10.0	13.4	14.6

Access Detail By County - Mental Health Providers - Licensed Child and Adolescent Psychologists

July 10, 2024

Access Analysis
 Access Analysis
 Employee / Provider Groups
 Census
 Mental Health Providers - Licensed
 Child and Adolescent Psychologists:
 LP

All Eligibles											
State Name	County	County SSA	Employee	Provider		With Access		Without Access		Average Distance	Average Time
			#	Group	Standard	#	%	#	%	1	1
Minnesota	Martin	24450	9	Mental Health...	1 in 30 miles and...	9	100.0	0	0.0	8.9	9.7
	McLeod	24420	8	Mental Health...	1 in 30 miles and...	8	100.0	0	0.0	3.0	3.2
	Meeker	24460	7	Mental Health...	1 in 30 miles and...	7	100.0	0	0.0	2.4	2.6
	Mille Lacs	24470	8	Mental Health...	1 in 30 miles and...	8	100.0	0	0.0	2.4	2.6
	Morrison	24480	13	Mental Health...	1 in 30 miles and...	13	100.0	0	0.0	5.2	5.7
	Nicollet	24510	5	Mental Health...	1 in 30 miles and...	5	100.0	0	0.0	5.3	5.7
	Nobles	24520	12	Mental Health...	1 in 30 miles and...	12	100.0	0	0.0	8.6	9.4
	Norman	24530	9	Mental Health...	1 in 30 miles and...	9	100.0	0	0.0	6.3	6.8
	Otter Tail	24550	20	Mental Health...	1 in 30 miles and...	20	100.0	0	0.0	5.2	5.6
	Pennington	24560	3	Mental Health...	1 in 30 miles and...	3	100.0	0	0.0	8.0	8.6
	Pine	24570	13	Mental Health...	1 in 30 miles and...	13	100.0	0	0.0	7.1	7.7
	Pipestone	24580	8	Mental Health...	1 in 30 miles and...	8	100.0	0	0.0	4.4	4.7
	Polk	24590	16	Mental Health...	1 in 30 miles and...	16	100.0	0	0.0	7.9	8.6
	Pope	24600	5	Mental Health...	1 in 30 miles and...	5	100.0	0	0.0	5.6	6.1
	Ramsey	24610	36	Mental Health...	1 in 30 miles and...	36	100.0	0	0.0	0.3	0.5
	Red Lake	24620	4	Mental Health...	1 in 30 miles and...	4	100.0	0	0.0	5.5	5.9
	Redwood	24630	14	Mental Health...	1 in 30 miles and...	14	100.0	0	0.0	6.4	6.9
	Renville	24640	10	Mental Health...	1 in 30 miles and...	10	100.0	0	0.0	3.6	3.9
	Rice	24650	8	Mental Health...	1 in 30 miles and...	8	100.0	0	0.0	3.5	3.8
	Rock	24660	7	Mental Health...	1 in 30 miles and...	7	100.0	0	0.0	7.7	8.4
	Roseau	24670	8	Mental Health...	1 in 30 miles and...	8	100.0	0	0.0	7.0	7.6
	Scott	24690	8	Mental Health...	1 in 30 miles and...	8	100.0	0	0.0	0.6	0.7
	Sherburne	24700	7	Mental Health...	1 in 30 miles and...	7	100.0	0	0.0	3.4	3.7
	Sibley	24710	7	Mental Health...	1 in 30 miles and...	7	100.0	0	0.0	3.9	4.3
	St. Louis	24680	55	Mental Health...	1 in 30 miles and...	53	96.4	2	3.6	7.4	8.1
	Stearns	24720	34	Mental Health...	1 in 30 miles and...	34	100.0	0	0.0	2.6	2.9
	Stevens	24740	5	Mental Health...	1 in 30 miles and...	5	100.0	0	0.0	5.9	6.4
	Swift	24750	7	Mental Health...	1 in 30 miles and...	7	100.0	0	0.0	8.2	8.9
	Todd	24760	9	Mental Health...	1 in 30 miles and...	9	100.0	0	0.0	5.3	5.8
	Traverse	24770	4	Mental Health...	1 in 30 miles and...	4	100.0	0	0.0	6.5	7.1
	Wabasha	24780	9	Mental Health...	1 in 30 miles and...	9	100.0	0	0.0	3.1	3.4
	Wadena	24790	7	Mental Health...	1 in 30 miles and...	7	100.0	0	0.0	3.7	4.0
	Washington	24810	21	Mental Health...	1 in 30 miles and...	21	100.0	0	0.0	1.2	1.3
	Wilkin	24830	7	Mental Health...	1 in 30 miles and...	7	100.0	0	0.0	13.9	15.2
	Winona	24840	10	Mental Health...	1 in 30 miles and...	10	100.0	0	0.0	4.3	4.6
	Wright	24850	31	Mental Health...	1 in 30 miles and...	31	100.0	0	0.0	0.7	0.8
	Yellow Medicine	24860	7	Mental Health...	1 in 30 miles and...	7	100.0	0	0.0	9.1	9.9
	Grand Totals		946	Mental Health...	1 in 30 miles and...	935	98.8	11	1.2	4.9	5.4

Access Detail By County - Mental Health Providers - Licensed Psychologists

July 10, 2024

Access Analysis
 Access Analysis
 Employee / Provider Groups
 Census
 Mental Health Providers - Licensed
 Psychologists: LP

All Eligibles											
State Name	County	County SSA	Employee #	Provider		With Access		Without Access		Average Distance	Average Time
				Group	Standard	#	%	#	%	1	1
Minnesota	Aitkin	24000	8	Mental Health...	1 in 30 miles and...	8	100.0	0	0.0	18.0	19.6
	Anoka	24010	13	Mental Health...	1 in 30 miles and...	13	100.0	0	0.0	4.7	5.4
	Becker	24020	14	Mental Health...	1 in 30 miles and...	14	100.0	0	0.0	12.0	13.2
	Beltrami	24030	17	Mental Health...	1 in 30 miles and...	10	58.8	7	41.2	25.2	27.4
	Benton	24040	5	Mental Health...	1 in 30 miles and...	5	100.0	0	0.0	10.6	11.6
	Big Stone	24050	7	Mental Health...	1 in 30 miles and...	5	71.4	2	28.6	25.5	27.8
	Blue Earth	24060	12	Mental Health...	1 in 30 miles and...	12	100.0	0	0.0	5.2	5.7
	Brown	24070	7	Mental Health...	1 in 30 miles and...	7	100.0	0	0.0	12.5	13.6
	Carlton	24080	11	Mental Health...	1 in 30 miles and...	11	100.0	0	0.0	5.0	5.5
	Carver	24090	34	Mental Health...	1 in 30 miles and...	34	100.0	0	0.0	7.7	8.4
	Cass	24100	12	Mental Health...	1 in 30 miles and...	11	91.7	1	8.3	14.6	15.9
	Chippewa	24110	5	Mental Health...	1 in 30 miles and...	5	100.0	0	0.0	9.1	9.9
	Chisago	24120	11	Mental Health...	1 in 30 miles and...	11	100.0	0	0.0	3.9	4.2
	Clay	24130	14	Mental Health...	1 in 30 miles and...	14	100.0	0	0.0	8.6	9.4
	Clearwater	24140	5	Mental Health...	1 in 30 miles and...	5	100.0	0	0.0	8.4	9.1
	Cook	24150	7	Mental Health...	1 in 30 miles and...	5	71.4	2	28.6	21.7	23.6
	Cottonwood	24160	6	Mental Health...	1 in 30 miles and...	2	33.3	4	66.7	28.0	30.6
	Crow Wing	24170	15	Mental Health...	1 in 30 miles and...	15	100.0	0	0.0	7.8	8.5
	Dakota	24180	20	Mental Health...	1 in 30 miles and...	20	100.0	0	0.0	2.9	3.3
	Douglas	24200	11	Mental Health...	1 in 30 miles and...	11	100.0	0	0.0	11.2	12.2
	Goodhue	24240	10	Mental Health...	1 in 30 miles and...	10	100.0	0	0.0	5.9	6.4
	Grant	24250	7	Mental Health...	1 in 30 miles and...	7	100.0	0	0.0	20.1	21.9
	Hennepin	24260	106	Mental Health...	1 in 30 miles and...	106	100.0	0	0.0	1.9	2.5
	Houston	24270	7	Mental Health...	1 in 30 miles and...	7	100.0	0	0.0	7.2	7.8
	Hubbard	24280	6	Mental Health...	1 in 30 miles and...	6	100.0	0	0.0	12.2	13.3
	Isanti	24290	5	Mental Health...	1 in 30 miles and...	5	100.0	0	0.0	6.6	7.2
	Itasca	24300	25	Mental Health...	1 in 30 miles and...	21	84.0	4	16.0	16.3	17.7
	Jackson	24310	5	Mental Health...	1 in 30 miles and...	4	80.0	1	20.0	22.7	24.7
	Kanabec	24320	3	Mental Health...	1 in 30 miles and...	3	100.0	0	0.0	7.8	8.4
	Kandiyohi	24330	11	Mental Health...	1 in 30 miles and...	11	100.0	0	0.0	11.9	12.9
	Kittson	24340	10	Mental Health...	1 in 30 miles and...	0	0.0	10	100.0	52.4	57.8
	Koochiching	24350	12	Mental Health...	1 in 30 miles and...	7	58.3	5	41.7	23.2	25.3
	Lac qui Parle	24360	5	Mental Health...	1 in 30 miles and...	5	100.0	0	0.0	14.2	15.5
	Lake	24370	7	Mental Health...	1 in 30 miles and...	2	28.6	5	71.4	24.4	26.6
	Lake of the Woods	24380	6	Mental Health...	1 in 30 miles and...	0	0.0	6	100.0	48.8	53.1
	Le Sueur	24390	8	Mental Health...	1 in 30 miles and...	8	100.0	0	0.0	11.2	12.2
	Lincoln	24400	5	Mental Health...	1 in 30 miles and...	5	100.0	0	0.0	9.7	10.6
	Lyon	24410	10	Mental Health...	1 in 30 miles and...	10	100.0	0	0.0	13.6	14.7
	Mahnomen	24430	3	Mental Health...	1 in 30 miles and...	3	100.0	0	0.0	9.4	10.2
	Marshall	24440	10	Mental Health...	1 in 30 miles and...	6	60.0	4	40.0	26.2	28.5

Access Detail By County - Mental Health Providers - Licensed Psychologists

July 10, 2024

Access Analysis
 Access Analysis
 Employee / Provider Groups
 Census
 Mental Health Providers - Licensed
 Psychologists: LP

All Eligibles											
State Name	County	County SSA	Employee #	Provider		With Access		Without Access		Average Distance	Average Time
				Group	Standard	#	%	#	%	1	1
Minnesota	Martin	24450	9	Mental Health...	1 in 30 miles and...	9	100.0	0	0.0	11.7	12.7
	McLeod	24420	8	Mental Health...	1 in 30 miles and...	8	100.0	0	0.0	8.3	9.0
	Meeker	24460	7	Mental Health...	1 in 30 miles and...	7	100.0	0	0.0	6.3	6.9
	Mille Lacs	24470	8	Mental Health...	1 in 30 miles and...	8	100.0	0	0.0	11.5	12.6
	Morrison	24480	13	Mental Health...	1 in 30 miles and...	13	100.0	0	0.0	11.7	12.8
	Nicollet	24510	5	Mental Health...	1 in 30 miles and...	5	100.0	0	0.0	6.3	6.8
	Nobles	24520	12	Mental Health...	1 in 30 miles and...	12	100.0	0	0.0	13.7	14.9
	Norman	24530	9	Mental Health...	1 in 30 miles and...	7	77.8	2	22.2	23.6	25.7
	Otter Tail	24550	20	Mental Health...	1 in 30 miles and...	20	100.0	0	0.0	9.4	10.2
	Pennington	24560	3	Mental Health...	1 in 30 miles and...	3	100.0	0	0.0	8.6	9.3
	Pine	24570	13	Mental Health...	1 in 30 miles and...	13	100.0	0	0.0	7.6	8.2
	Pipestone	24580	8	Mental Health...	1 in 30 miles and...	8	100.0	0	0.0	9.6	10.4
	Polk	24590	16	Mental Health...	1 in 30 miles and...	15	93.8	1	6.2	17.3	18.8
	Pope	24600	5	Mental Health...	1 in 30 miles and...	5	100.0	0	0.0	8.0	8.7
	Ramsey	24610	36	Mental Health...	1 in 30 miles and...	36	100.0	0	0.0	0.6	1.0
	Red Lake	24620	4	Mental Health...	1 in 30 miles and...	3	75.0	1	25.0	23.4	25.5
	Redwood	24630	14	Mental Health...	1 in 30 miles and...	12	85.7	2	14.3	18.1	19.7
	Renville	24640	10	Mental Health...	1 in 30 miles and...	10	100.0	0	0.0	10.0	10.9
	Rice	24650	8	Mental Health...	1 in 30 miles and...	8	100.0	0	0.0	8.1	8.8
	Rock	24660	7	Mental Health...	1 in 30 miles and...	7	100.0	0	0.0	9.3	10.1
	Roseau	24670	8	Mental Health...	1 in 30 miles and...	7	87.5	1	12.5	17.8	19.4
	Scott	24690	8	Mental Health...	1 in 30 miles and...	8	100.0	0	0.0	7.5	8.2
	Sherburne	24700	7	Mental Health...	1 in 30 miles and...	7	100.0	0	0.0	4.6	5.0
	Sibley	24710	7	Mental Health...	1 in 30 miles and...	7	100.0	0	0.0	8.9	9.9
	St. Louis	24680	55	Mental Health...	1 in 30 miles and...	50	90.9	5	9.1	10.4	11.3
	Stearns	24720	34	Mental Health...	1 in 30 miles and...	34	100.0	0	0.0	6.3	6.8
	Stevens	24740	5	Mental Health...	1 in 30 miles and...	5	100.0	0	0.0	8.9	9.7
	Swift	24750	7	Mental Health...	1 in 30 miles and...	7	100.0	0	0.0	12.7	13.9
	Todd	24760	9	Mental Health...	1 in 30 miles and...	9	100.0	0	0.0	8.5	9.3
	Traverse	24770	4	Mental Health...	1 in 30 miles and...	3	75.0	1	25.0	14.5	15.7
	Wabasha	24780	9	Mental Health...	1 in 30 miles and...	9	100.0	0	0.0	6.1	6.7
	Wadena	24790	7	Mental Health...	1 in 30 miles and...	7	100.0	0	0.0	6.9	7.5
	Washington	24810	21	Mental Health...	1 in 30 miles and...	21	100.0	0	0.0	2.4	2.8
	Wilkin	24830	7	Mental Health...	1 in 30 miles and...	7	100.0	0	0.0	15.1	16.4
	Winona	24840	10	Mental Health...	1 in 30 miles and...	10	100.0	0	0.0	6.4	6.9
	Wright	24850	31	Mental Health...	1 in 30 miles and...	31	100.0	0	0.0	3.7	4.1
	Yellow Medicine	24860	7	Mental Health...	1 in 30 miles and...	7	100.0	0	0.0	15.1	16.4
	Grand Totals		946	Mental Health...	1 in 30 miles and...	882	93.2	64	6.8	10.3	11.3

Mental Health Providers - Licensed Marriage and Family Therapists

July 10, 2024

Mental Health Providers - Licensed Marriage and Family Therapists: LMFT or LMFTA

1,133 providers at 605 locations

■ All providers

Access Analysis

Employee Group

Census

Provider Group

Mental Health Providers - Licensed Marriage and Family Therapists: LMFT or LMFTA

946 employee locations

◆ With access (806)

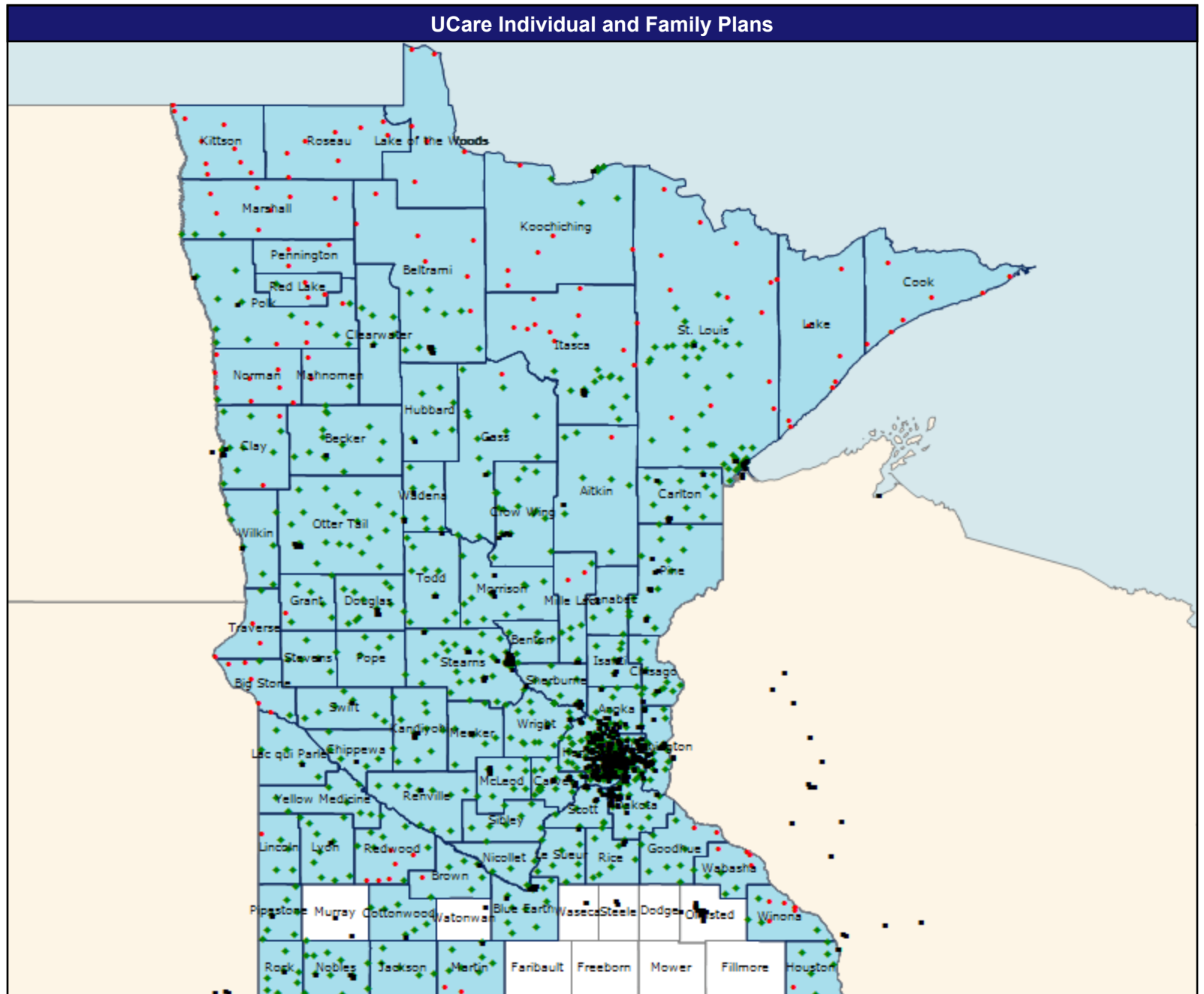
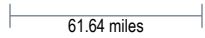
● Without access (140)

The Access Standard is defined as (Census) employees accessing:

1 (Mental Health Providers - Licensed Marriage and Family Therapists: LMFT or LMFTA) provider in 30 miles and 30 minutes

Service Areas

■ IFP



Access Detail By County - Mental Health Providers - Licensed Marriage and Family Therapists

July 10, 2024

Access Analysis
 Access Analysis
 Employee / Provider Groups
 Census
 Mental Health Providers - Licensed
 Marriage and Family Therapists:
 LMFT or LMFTA

All Eligibles											
State Name	County	County SSA	Employee #	Provider		With Access		Without Access		Average Distance	Average Time
				Group	Standard	#	%	#	%	1	1
Minnesota	Aitkin	24000	8	Mental Health...	1 in 30 miles and...	7	87.5	1	12.5	18.1	19.7
	Anoka	24010	13	Mental Health...	1 in 30 miles and...	13	100.0	0	0.0	3.2	3.9
	Becker	24020	14	Mental Health...	1 in 30 miles and...	14	100.0	0	0.0	13.2	14.5
	Beltrami	24030	17	Mental Health...	1 in 30 miles and...	10	58.8	7	41.2	28.0	30.5
	Benton	24040	5	Mental Health...	1 in 30 miles and...	5	100.0	0	0.0	13.1	14.3
	Big Stone	24050	7	Mental Health...	1 in 30 miles and...	2	28.6	5	71.4	32.6	35.5
	Blue Earth	24060	12	Mental Health...	1 in 30 miles and...	12	100.0	0	0.0	7.2	7.9
	Brown	24070	7	Mental Health...	1 in 30 miles and...	6	85.7	1	14.3	13.8	15.0
	Carlton	24080	11	Mental Health...	1 in 30 miles and...	11	100.0	0	0.0	7.3	7.9
	Carver	24090	34	Mental Health...	1 in 30 miles and...	34	100.0	0	0.0	7.9	8.5
	Cass	24100	12	Mental Health...	1 in 30 miles and...	11	91.7	1	8.3	16.3	17.8
	Chippewa	24110	5	Mental Health...	1 in 30 miles and...	5	100.0	0	0.0	12.5	13.5
	Chisago	24120	11	Mental Health...	1 in 30 miles and...	11	100.0	0	0.0	5.3	5.7
	Clay	24130	14	Mental Health...	1 in 30 miles and...	12	85.7	2	14.3	13.4	14.6
	Clearwater	24140	5	Mental Health...	1 in 30 miles and...	5	100.0	0	0.0	12.5	13.6
	Cook	24150	7	Mental Health...	1 in 30 miles and...	0	0.0	7	100.0	86.8	94.7
	Cottonwood	24160	6	Mental Health...	1 in 30 miles and...	6	100.0	0	0.0	12.8	13.9
	Crow Wing	24170	15	Mental Health...	1 in 30 miles and...	15	100.0	0	0.0	12.8	13.9
	Dakota	24180	20	Mental Health...	1 in 30 miles and...	20	100.0	0	0.0	3.3	3.7
	Douglas	24200	11	Mental Health...	1 in 30 miles and...	11	100.0	0	0.0	12.0	13.0
	Goodhue	24240	10	Mental Health...	1 in 30 miles and...	8	80.0	2	20.0	20.6	22.6
	Grant	24250	7	Mental Health...	1 in 30 miles and...	6	85.7	1	14.3	23.1	25.2
	Hennepin	24260	106	Mental Health...	1 in 30 miles and...	106	100.0	0	0.0	2.1	2.6
	Houston	24270	7	Mental Health...	1 in 30 miles and...	6	85.7	1	14.3	17.7	19.3
	Hubbard	24280	6	Mental Health...	1 in 30 miles and...	6	100.0	0	0.0	15.8	17.2
	Isanti	24290	5	Mental Health...	1 in 30 miles and...	5	100.0	0	0.0	5.7	6.1
	Itasca	24300	25	Mental Health...	1 in 30 miles and...	15	60.0	10	40.0	23.0	25.0
	Jackson	24310	5	Mental Health...	1 in 30 miles and...	5	100.0	0	0.0	18.7	20.4
	Kanabec	24320	3	Mental Health...	1 in 30 miles and...	3	100.0	0	0.0	17.5	19.1
	Kandiyohi	24330	11	Mental Health...	1 in 30 miles and...	11	100.0	0	0.0	11.7	12.7
	Kittson	24340	10	Mental Health...	1 in 30 miles and...	0	0.0	10	100.0	61.4	67.6
	Koochiching	24350	12	Mental Health...	1 in 30 miles and...	6	50.0	6	50.0	28.1	30.6
	Lac qui Parle	24360	5	Mental Health...	1 in 30 miles and...	5	100.0	0	0.0	14.2	15.5
	Lake	24370	7	Mental Health...	1 in 30 miles and...	0	0.0	7	100.0	51.5	57.2
	Lake of the Woods	24380	6	Mental Health...	1 in 30 miles and...	0	0.0	6	100.0	77.3	84.3
	Le Sueur	24390	8	Mental Health...	1 in 30 miles and...	8	100.0	0	0.0	13.5	14.7
	Lincoln	24400	5	Mental Health...	1 in 30 miles and...	4	80.0	1	20.0	24.2	26.3
	Lyon	24410	10	Mental Health...	1 in 30 miles and...	10	100.0	0	0.0	14.6	15.8
	Mahnomen	24430	3	Mental Health...	1 in 30 miles and...	1	33.3	2	66.7	29.8	32.4
	Marshall	24440	10	Mental Health...	1 in 30 miles and...	3	30.0	7	70.0	39.3	42.8

Access Detail By County - Mental Health Providers - Licensed Marriage and Family Therapists

July 10, 2024

Access Analysis
 Access Analysis
 Employee / Provider Groups
 Census
 Mental Health Providers - Licensed
 Marriage and Family Therapists:
 LMFT or LMFTA

All Eligibles											
State Name	County	County SSA	Employee #	Provider		With Access		Without Access		Average Distance	Average Time
				Group	Standard	#	%	#	%	1	1
Minnesota	Martin	24450	9	Mental Health...	1 in 30 miles and...	7	77.8	2	22.2	17.4	18.9
	McLeod	24420	8	Mental Health...	1 in 30 miles and...	8	100.0	0	0.0	12.4	13.5
	Meeker	24460	7	Mental Health...	1 in 30 miles and...	7	100.0	0	0.0	10.5	11.4
	Mille Lacs	24470	8	Mental Health...	1 in 30 miles and...	6	75.0	2	25.0	19.0	20.9
	Morrison	24480	13	Mental Health...	1 in 30 miles and...	13	100.0	0	0.0	13.0	14.2
	Nicollet	24510	5	Mental Health...	1 in 30 miles and...	5	100.0	0	0.0	9.3	10.1
	Nobles	24520	12	Mental Health...	1 in 30 miles and...	12	100.0	0	0.0	9.7	10.5
	Norman	24530	9	Mental Health...	1 in 30 miles and...	1	11.1	8	88.9	32.1	34.9
	Otter Tail	24550	20	Mental Health...	1 in 30 miles and...	20	100.0	0	0.0	16.1	17.5
	Pennington	24560	3	Mental Health...	1 in 30 miles and...	0	0.0	3	100.0	41.8	45.6
	Pine	24570	13	Mental Health...	1 in 30 miles and...	13	100.0	0	0.0	8.0	8.7
	Pipestone	24580	8	Mental Health...	1 in 30 miles and...	8	100.0	0	0.0	10.7	11.7
	Polk	24590	16	Mental Health...	1 in 30 miles and...	12	75.0	4	25.0	19.5	21.2
	Pope	24600	5	Mental Health...	1 in 30 miles and...	5	100.0	0	0.0	14.7	16.0
	Ramsey	24610	36	Mental Health...	1 in 30 miles and...	36	100.0	0	0.0	0.7	1.2
	Red Lake	24620	4	Mental Health...	1 in 30 miles and...	1	25.0	3	75.0	30.7	33.5
	Redwood	24630	14	Mental Health...	1 in 30 miles and...	8	57.1	6	42.9	25.3	27.6
	Renville	24640	10	Mental Health...	1 in 30 miles and...	10	100.0	0	0.0	13.7	14.9
	Rice	24650	8	Mental Health...	1 in 30 miles and...	8	100.0	0	0.0	10.3	11.2
	Rock	24660	7	Mental Health...	1 in 30 miles and...	7	100.0	0	0.0	9.3	10.1
	Roseau	24670	8	Mental Health...	1 in 30 miles and...	0	0.0	8	100.0	81.5	88.9
	Scott	24690	8	Mental Health...	1 in 30 miles and...	8	100.0	0	0.0	6.2	6.9
	Sherburne	24700	7	Mental Health...	1 in 30 miles and...	7	100.0	0	0.0	7.0	7.6
	Sibley	24710	7	Mental Health...	1 in 30 miles and...	7	100.0	0	0.0	20.8	23.0
	St. Louis	24680	55	Mental Health...	1 in 30 miles and...	41	74.5	14	25.5	18.3	20.3
	Stearns	24720	34	Mental Health...	1 in 30 miles and...	34	100.0	0	0.0	6.3	6.8
	Stevens	24740	5	Mental Health...	1 in 30 miles and...	5	100.0	0	0.0	8.9	9.7
	Swift	24750	7	Mental Health...	1 in 30 miles and...	7	100.0	0	0.0	12.6	13.7
	Todd	24760	9	Mental Health...	1 in 30 miles and...	9	100.0	0	0.0	11.9	12.9
	Traverse	24770	4	Mental Health...	1 in 30 miles and...	1	25.0	3	75.0	33.1	36.0
	Wabasha	24780	9	Mental Health...	1 in 30 miles and...	5	55.6	4	44.4	23.2	25.4
	Wadena	24790	7	Mental Health...	1 in 30 miles and...	7	100.0	0	0.0	6.2	6.7
	Washington	24810	21	Mental Health...	1 in 30 miles and...	21	100.0	0	0.0	1.9	2.3
	Wilkin	24830	7	Mental Health...	1 in 30 miles and...	7	100.0	0	0.0	16.0	17.4
	Winona	24840	10	Mental Health...	1 in 30 miles and...	4	40.0	6	60.0	26.6	29.0
	Wright	24850	31	Mental Health...	1 in 30 miles and...	31	100.0	0	0.0	9.6	10.4
	Yellow Medicine	24860	7	Mental Health...	1 in 30 miles and...	7	100.0	0	0.0	21.3	23.2
	Grand Totals		946	Mental Health...	1 in 30 miles and...	806	85.2	140	14.8	15.0	16.5

Mental Health Providers - Licensed Professional Counselors

July 10, 2024

Mental Health Providers - Licensed Professional Counselors: LPCC or LPC

756 providers at 411 locations

■ All providers

Access Analysis

Employee Group

Census

Provider Group

Mental Health Providers - Licensed Professional Counselors: LPCC or LPC

946 employee locations

◆ With access (830)

● Without access (116)

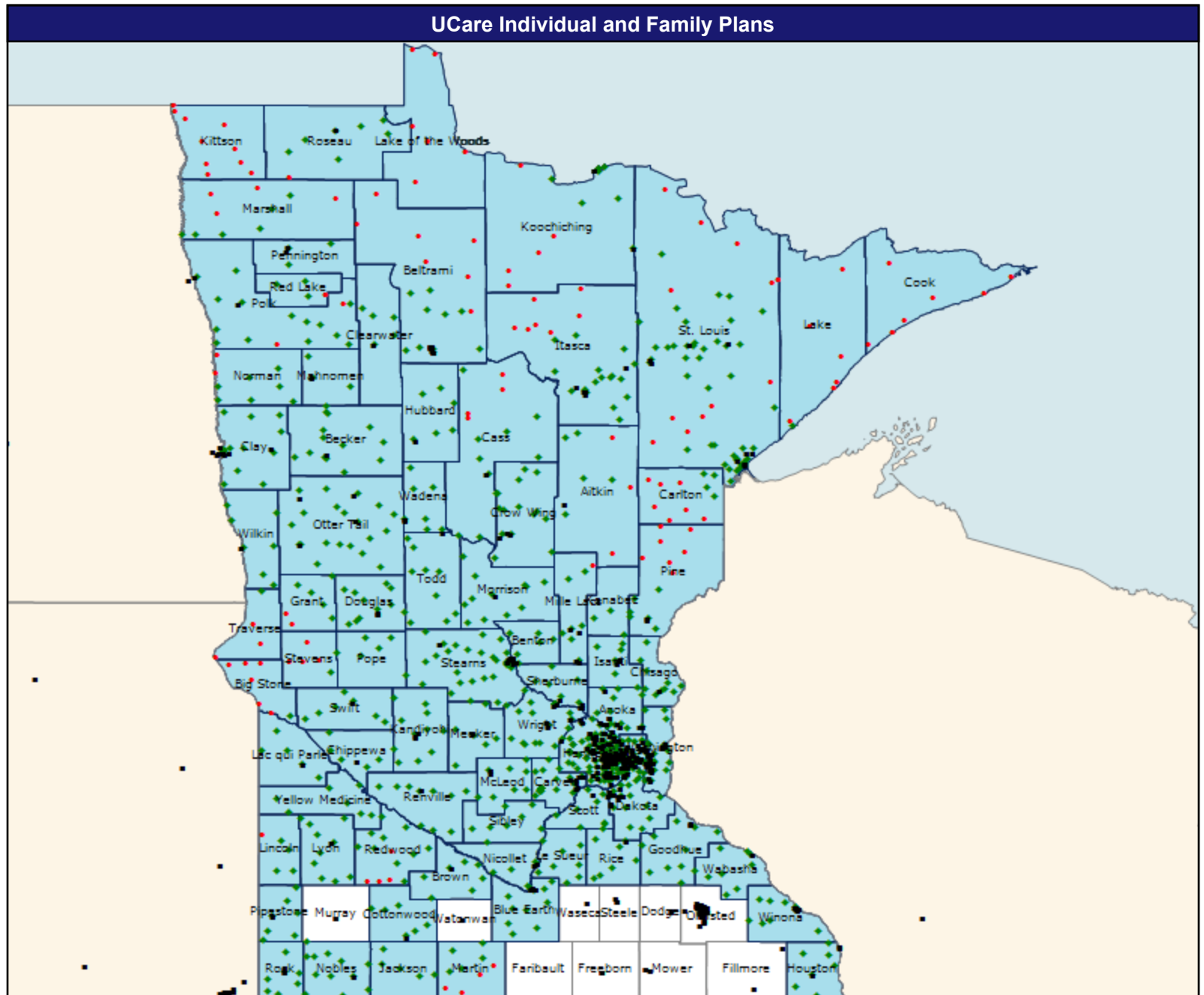
The Access Standard is defined as (Census) employees accessing:

1 (Mental Health Providers - Licensed Professional Counselors: LPCC or LPC) provider in 30 miles and 30 minutes

Service Areas

□ IFP

61.64 miles



Access Detail By County - Mental Health Providers - Licensed Professional Counselors

July 10, 2024

Access Analysis
 Access Analysis
 Employee / Provider Groups
 Census
 Mental Health Providers - Licensed
 Professional Counselors: LPCC or
 LPC

All Eligibles											
State Name	County	County SSA	Employee #	Provider		With Access		Without Access		Average Distance	Average Time
				Group	Standard	#	%	#	%	1	1
Minnesota	Aitkin	24000	8	Mental Health...	1 in 30 miles and...	5	62.5	3	37.5	23.7	25.8
	Anoka	24010	13	Mental Health...	1 in 30 miles and...	13	100.0	0	0.0	3.7	4.4
	Becker	24020	14	Mental Health...	1 in 30 miles and...	14	100.0	0	0.0	12.8	14.1
	Beltrami	24030	17	Mental Health...	1 in 30 miles and...	10	58.8	7	41.2	25.3	27.5
	Benton	24040	5	Mental Health...	1 in 30 miles and...	5	100.0	0	0.0	11.5	12.5
	Big Stone	24050	7	Mental Health...	1 in 30 miles and...	1	14.3	6	85.7	41.9	45.6
	Blue Earth	24060	12	Mental Health...	1 in 30 miles and...	12	100.0	0	0.0	10.9	11.9
	Brown	24070	7	Mental Health...	1 in 30 miles and...	7	100.0	0	0.0	12.8	14.0
	Carlton	24080	11	Mental Health...	1 in 30 miles and...	4	36.4	7	63.6	31.5	34.3
	Carver	24090	34	Mental Health...	1 in 30 miles and...	34	100.0	0	0.0	13.8	15.1
	Cass	24100	12	Mental Health...	1 in 30 miles and...	8	66.7	4	33.3	21.3	23.2
	Chippewa	24110	5	Mental Health...	1 in 30 miles and...	5	100.0	0	0.0	12.5	13.5
	Chisago	24120	11	Mental Health...	1 in 30 miles and...	11	100.0	0	0.0	7.2	7.8
	Clay	24130	14	Mental Health...	1 in 30 miles and...	14	100.0	0	0.0	8.8	9.7
	Clearwater	24140	5	Mental Health...	1 in 30 miles and...	5	100.0	0	0.0	12.5	13.6
	Cook	24150	7	Mental Health...	1 in 30 miles and...	0	0.0	7	100.0	87.0	94.9
	Cottonwood	24160	6	Mental Health...	1 in 30 miles and...	6	100.0	0	0.0	12.8	13.9
	Crow Wing	24170	15	Mental Health...	1 in 30 miles and...	15	100.0	0	0.0	13.2	14.3
	Dakota	24180	20	Mental Health...	1 in 30 miles and...	20	100.0	0	0.0	5.0	6.1
	Douglas	24200	11	Mental Health...	1 in 30 miles and...	11	100.0	0	0.0	12.7	13.9
	Goodhue	24240	10	Mental Health...	1 in 30 miles and...	10	100.0	0	0.0	13.2	14.3
	Grant	24250	7	Mental Health...	1 in 30 miles and...	5	71.4	2	28.6	25.3	27.6
	Hennepin	24260	106	Mental Health...	1 in 30 miles and...	106	100.0	0	0.0	2.8	3.6
	Houston	24270	7	Mental Health...	1 in 30 miles and...	7	100.0	0	0.0	8.4	9.1
	Hubbard	24280	6	Mental Health...	1 in 30 miles and...	6	100.0	0	0.0	16.1	17.5
	Isanti	24290	5	Mental Health...	1 in 30 miles and...	5	100.0	0	0.0	6.7	7.2
	Itasca	24300	25	Mental Health...	1 in 30 miles and...	18	72.0	7	28.0	18.2	19.8
	Jackson	24310	5	Mental Health...	1 in 30 miles and...	5	100.0	0	0.0	18.7	20.4
	Kanabec	24320	3	Mental Health...	1 in 30 miles and...	3	100.0	0	0.0	14.0	15.2
	Kandiyohi	24330	11	Mental Health...	1 in 30 miles and...	11	100.0	0	0.0	11.9	12.9
	Kittson	24340	10	Mental Health...	1 in 30 miles and...	0	0.0	10	100.0	52.4	57.8
	Koochiching	24350	12	Mental Health...	1 in 30 miles and...	7	58.3	5	41.7	23.2	25.3
	Lac qui Parle	24360	5	Mental Health...	1 in 30 miles and...	5	100.0	0	0.0	14.2	15.5
	Lake	24370	7	Mental Health...	1 in 30 miles and...	1	14.3	6	85.7	44.4	48.4
	Lake of the Woods	24380	6	Mental Health...	1 in 30 miles and...	0	0.0	6	100.0	48.8	53.2
	Le Sueur	24390	8	Mental Health...	1 in 30 miles and...	8	100.0	0	0.0	13.5	14.7
	Lincoln	24400	5	Mental Health...	1 in 30 miles and...	4	80.0	1	20.0	23.6	25.6
	Lyon	24410	10	Mental Health...	1 in 30 miles and...	10	100.0	0	0.0	14.6	15.8
	Mahnomen	24430	3	Mental Health...	1 in 30 miles and...	3	100.0	0	0.0	9.4	10.2
	Marshall	24440	10	Mental Health...	1 in 30 miles and...	6	60.0	4	40.0	26.2	28.5

Access Detail By County - Mental Health Providers - Licensed Professional Counselors

July 10, 2024

Access Analysis
 Access Analysis
 Employee / Provider Groups
 Census
 Mental Health Providers - Licensed
 Professional Counselors: LPCC or
 LPC

All Eligibles											
State Name	County	County SSA	Employee #	Provider		With Access		Without Access		Average Distance	Average Time
				Group	Standard	#	%	#	%	1	1
Minnesota	Martin	24450	9	Mental Health...	1 in 30 miles and...	5	55.6	4	44.4	25.7	28.0
	McLeod	24420	8	Mental Health...	1 in 30 miles and...	8	100.0	0	0.0	13.7	14.9
	Meeker	24460	7	Mental Health...	1 in 30 miles and...	7	100.0	0	0.0	11.4	12.4
	Mille Lacs	24470	8	Mental Health...	1 in 30 miles and...	7	87.5	1	12.5	11.8	12.9
	Morrison	24480	13	Mental Health...	1 in 30 miles and...	13	100.0	0	0.0	14.7	16.0
	Nicollet	24510	5	Mental Health...	1 in 30 miles and...	5	100.0	0	0.0	12.0	13.1
	Nobles	24520	12	Mental Health...	1 in 30 miles and...	12	100.0	0	0.0	13.2	14.4
	Norman	24530	9	Mental Health...	1 in 30 miles and...	7	77.8	2	22.2	23.6	25.7
	Otter Tail	24550	20	Mental Health...	1 in 30 miles and...	20	100.0	0	0.0	9.9	10.8
	Pennington	24560	3	Mental Health...	1 in 30 miles and...	3	100.0	0	0.0	8.6	9.3
	Pine	24570	13	Mental Health...	1 in 30 miles and...	6	46.2	7	53.8	23.1	25.2
	Pipestone	24580	8	Mental Health...	1 in 30 miles and...	8	100.0	0	0.0	10.7	11.6
	Polk	24590	16	Mental Health...	1 in 30 miles and...	14	87.5	2	12.5	17.9	19.5
	Pope	24600	5	Mental Health...	1 in 30 miles and...	5	100.0	0	0.0	18.4	20.0
	Ramsey	24610	36	Mental Health...	1 in 30 miles and...	36	100.0	0	0.0	0.9	1.5
	Red Lake	24620	4	Mental Health...	1 in 30 miles and...	3	75.0	1	25.0	23.4	25.5
	Redwood	24630	14	Mental Health...	1 in 30 miles and...	10	71.4	4	28.6	23.5	25.6
	Renville	24640	10	Mental Health...	1 in 30 miles and...	10	100.0	0	0.0	12.8	13.9
	Rice	24650	8	Mental Health...	1 in 30 miles and...	8	100.0	0	0.0	11.0	11.9
	Rock	24660	7	Mental Health...	1 in 30 miles and...	7	100.0	0	0.0	8.9	9.6
	Roseau	24670	8	Mental Health...	1 in 30 miles and...	7	87.5	1	12.5	17.8	19.4
	Scott	24690	8	Mental Health...	1 in 30 miles and...	8	100.0	0	0.0	9.8	10.8
	Sherburne	24700	7	Mental Health...	1 in 30 miles and...	7	100.0	0	0.0	7.5	8.1
	Sibley	24710	7	Mental Health...	1 in 30 miles and...	7	100.0	0	0.0	22.5	24.8
	St. Louis	24680	55	Mental Health...	1 in 30 miles and...	43	78.2	12	21.8	14.6	16.0
	Stearns	24720	34	Mental Health...	1 in 30 miles and...	34	100.0	0	0.0	9.2	10.1
	Stevens	24740	5	Mental Health...	1 in 30 miles and...	1	20.0	4	80.0	33.0	35.9
	Swift	24750	7	Mental Health...	1 in 30 miles and...	7	100.0	0	0.0	12.7	13.9
	Todd	24760	9	Mental Health...	1 in 30 miles and...	9	100.0	0	0.0	17.2	18.7
	Traverse	24770	4	Mental Health...	1 in 30 miles and...	1	25.0	3	75.0	38.1	41.5
	Wabasha	24780	9	Mental Health...	1 in 30 miles and...	9	100.0	0	0.0	11.6	12.7
	Wadena	24790	7	Mental Health...	1 in 30 miles and...	7	100.0	0	0.0	9.9	10.7
	Washington	24810	21	Mental Health...	1 in 30 miles and...	21	100.0	0	0.0	3.1	3.6
	Wilkin	24830	7	Mental Health...	1 in 30 miles and...	7	100.0	0	0.0	16.0	17.4
	Winona	24840	10	Mental Health...	1 in 30 miles and...	10	100.0	0	0.0	10.8	11.7
	Wright	24850	31	Mental Health...	1 in 30 miles and...	31	100.0	0	0.0	5.7	6.2
	Yellow Medicine	24860	7	Mental Health...	1 in 30 miles and...	7	100.0	0	0.0	21.3	23.2
Grand Totals			946	Mental Health...	1 in 30 miles and...	830	87.7	116	12.3	14.1	15.5

Access Detail By County - Mental Health Providers - Licensed Social Workers

July 10, 2024

Access Analysis
 Access Analysis
 Employee / Provider Groups
 Census
 Mental Health Providers - Licensed
 Social Workers: LICSW, LCSW, and
 LISW

All Eligibles											
State Name	County	County SSA	Employee #	Provider		With Access		Without Access		Average Distance	Average Time
				Group	Standard	#	%	#	%	1	1
Minnesota	Aitkin	24000	8	Mental Health...	1 in 30 miles and...	8	100.0	0	0.0	16.3	17.8
	Anoka	24010	13	Mental Health...	1 in 30 miles and...	13	100.0	0	0.0	4.1	4.8
	Becker	24020	14	Mental Health...	1 in 30 miles and...	14	100.0	0	0.0	12.6	13.9
	Beltrami	24030	17	Mental Health...	1 in 30 miles and...	12	70.6	5	29.4	18.1	19.7
	Benton	24040	5	Mental Health...	1 in 30 miles and...	5	100.0	0	0.0	11.5	12.5
	Big Stone	24050	7	Mental Health...	1 in 30 miles and...	7	100.0	0	0.0	14.4	15.7
	Blue Earth	24060	12	Mental Health...	1 in 30 miles and...	12	100.0	0	0.0	5.2	5.7
	Brown	24070	7	Mental Health...	1 in 30 miles and...	7	100.0	0	0.0	7.5	8.2
	Carlton	24080	11	Mental Health...	1 in 30 miles and...	11	100.0	0	0.0	7.9	8.5
	Carver	24090	34	Mental Health...	1 in 30 miles and...	34	100.0	0	0.0	7.9	8.6
	Cass	24100	12	Mental Health...	1 in 30 miles and...	12	100.0	0	0.0	12.4	13.5
	Chippewa	24110	5	Mental Health...	1 in 30 miles and...	5	100.0	0	0.0	12.5	13.5
	Chisago	24120	11	Mental Health...	1 in 30 miles and...	11	100.0	0	0.0	4.2	4.6
	Clay	24130	14	Mental Health...	1 in 30 miles and...	13	92.9	1	7.1	12.1	13.3
	Clearwater	24140	5	Mental Health...	1 in 30 miles and...	5	100.0	0	0.0	23.7	25.9
	Cook	24150	7	Mental Health...	1 in 30 miles and...	3	42.9	4	57.1	25.5	27.7
	Cottonwood	24160	6	Mental Health...	1 in 30 miles and...	6	100.0	0	0.0	4.6	5.0
	Crow Wing	24170	15	Mental Health...	1 in 30 miles and...	15	100.0	0	0.0	11.2	12.2
	Dakota	24180	20	Mental Health...	1 in 30 miles and...	20	100.0	0	0.0	2.8	3.3
	Douglas	24200	11	Mental Health...	1 in 30 miles and...	11	100.0	0	0.0	11.6	12.6
	Goodhue	24240	10	Mental Health...	1 in 30 miles and...	10	100.0	0	0.0	5.5	5.9
	Grant	24250	7	Mental Health...	1 in 30 miles and...	7	100.0	0	0.0	20.7	22.6
	Hennepin	24260	106	Mental Health...	1 in 30 miles and...	106	100.0	0	0.0	2.3	2.9
	Houston	24270	7	Mental Health...	1 in 30 miles and...	7	100.0	0	0.0	4.5	4.9
	Hubbard	24280	6	Mental Health...	1 in 30 miles and...	6	100.0	0	0.0	11.8	12.9
	Isanti	24290	5	Mental Health...	1 in 30 miles and...	5	100.0	0	0.0	5.7	6.2
	Itasca	24300	25	Mental Health...	1 in 30 miles and...	19	76.0	6	24.0	17.9	19.5
	Jackson	24310	5	Mental Health...	1 in 30 miles and...	5	100.0	0	0.0	17.6	19.1
	Kanabec	24320	3	Mental Health...	1 in 30 miles and...	3	100.0	0	0.0	14.0	15.2
	Kandiyohi	24330	11	Mental Health...	1 in 30 miles and...	11	100.0	0	0.0	9.7	10.5
	Kittson	24340	10	Mental Health...	1 in 30 miles and...	6	60.0	4	40.0	23.7	26.1
	Koochiching	24350	12	Mental Health...	1 in 30 miles and...	2	16.7	10	83.3	47.8	52.1
	Lac qui Parle	24360	5	Mental Health...	1 in 30 miles and...	5	100.0	0	0.0	13.0	14.1
	Lake	24370	7	Mental Health...	1 in 30 miles and...	5	71.4	2	28.6	13.9	15.1
	Lake of the Woods	24380	6	Mental Health...	1 in 30 miles and...	3	50.0	3	50.0	23.5	25.6
	Le Sueur	24390	8	Mental Health...	1 in 30 miles and...	8	100.0	0	0.0	8.9	9.6
	Lincoln	24400	5	Mental Health...	1 in 30 miles and...	4	80.0	1	20.0	12.9	14.1
	Lyon	24410	10	Mental Health...	1 in 30 miles and...	10	100.0	0	0.0	11.0	11.9
	Mahnomen	24430	3	Mental Health...	1 in 30 miles and...	2	66.7	1	33.3	24.8	27.0
	Marshall	24440	10	Mental Health...	1 in 30 miles and...	9	90.0	1	10.0	17.1	18.6

Access Detail By County - Mental Health Providers - Licensed Social Workers

July 10, 2024

Access Analysis
 Access Analysis
 Employee / Provider Groups
 Census
 Mental Health Providers - Licensed
 Social Workers: LICSW, LCSW, and
 LISW

All Eligibles												
State Name	County	County SSA	Employee		Provider		With Access		Without Access		Average Distance	Average Time
			#	Group	Standard	#	%	#	%	1	1	
Minnesota	Martin	24450	9	Mental Health...	1 in 30 miles and...	9	100.0	0	0.0	11.6	12.6	
	McLeod	24420	8	Mental Health...	1 in 30 miles and...	8	100.0	0	0.0	11.8	12.8	
	Meeker	24460	7	Mental Health...	1 in 30 miles and...	7	100.0	0	0.0	9.5	10.3	
	Mille Lacs	24470	8	Mental Health...	1 in 30 miles and...	8	100.0	0	0.0	11.0	12.0	
	Morrison	24480	13	Mental Health...	1 in 30 miles and...	13	100.0	0	0.0	13.2	14.5	
	Nicollet	24510	5	Mental Health...	1 in 30 miles and...	5	100.0	0	0.0	5.7	6.2	
	Nobles	24520	12	Mental Health...	1 in 30 miles and...	12	100.0	0	0.0	12.8	13.9	
	Norman	24530	9	Mental Health...	1 in 30 miles and...	2	22.2	7	77.8	29.3	31.9	
	Otter Tail	24550	20	Mental Health...	1 in 30 miles and...	20	100.0	0	0.0	11.9	12.9	
	Pennington	24560	3	Mental Health...	1 in 30 miles and...	3	100.0	0	0.0	8.0	8.7	
	Pine	24570	13	Mental Health...	1 in 30 miles and...	13	100.0	0	0.0	12.6	13.7	
	Pipestone	24580	8	Mental Health...	1 in 30 miles and...	8	100.0	0	0.0	8.9	9.7	
	Polk	24590	16	Mental Health...	1 in 30 miles and...	16	100.0	0	0.0	13.7	14.9	
	Pope	24600	5	Mental Health...	1 in 30 miles and...	5	100.0	0	0.0	18.4	20.0	
	Ramsey	24610	36	Mental Health...	1 in 30 miles and...	36	100.0	0	0.0	0.5	0.8	
	Red Lake	24620	4	Mental Health...	1 in 30 miles and...	4	100.0	0	0.0	15.7	17.1	
	Redwood	24630	14	Mental Health...	1 in 30 miles and...	14	100.0	0	0.0	15.7	17.1	
	Renville	24640	10	Mental Health...	1 in 30 miles and...	10	100.0	0	0.0	10.7	11.6	
	Rice	24650	8	Mental Health...	1 in 30 miles and...	8	100.0	0	0.0	6.4	7.0	
	Rock	24660	7	Mental Health...	1 in 30 miles and...	7	100.0	0	0.0	8.9	9.6	
	Roseau	24670	8	Mental Health...	1 in 30 miles and...	8	100.0	0	0.0	7.3	7.9	
	Scott	24690	8	Mental Health...	1 in 30 miles and...	8	100.0	0	0.0	3.5	3.9	
	Sherburne	24700	7	Mental Health...	1 in 30 miles and...	7	100.0	0	0.0	4.8	5.2	
	Sibley	24710	7	Mental Health...	1 in 30 miles and...	7	100.0	0	0.0	7.0	7.7	
	St. Louis	24680	55	Mental Health...	1 in 30 miles and...	44	80.0	11	20.0	16.0	17.5	
	Stearns	24720	34	Mental Health...	1 in 30 miles and...	34	100.0	0	0.0	5.0	5.4	
	Stevens	24740	5	Mental Health...	1 in 30 miles and...	1	20.0	4	80.0	28.7	31.2	
	Swift	24750	7	Mental Health...	1 in 30 miles and...	7	100.0	0	0.0	12.7	13.9	
	Todd	24760	9	Mental Health...	1 in 30 miles and...	9	100.0	0	0.0	17.3	18.8	
	Traverse	24770	4	Mental Health...	1 in 30 miles and...	3	75.0	1	25.0	14.5	15.7	
	Wabasha	24780	9	Mental Health...	1 in 30 miles and...	9	100.0	0	0.0	6.0	6.5	
	Wadena	24790	7	Mental Health...	1 in 30 miles and...	7	100.0	0	0.0	7.1	7.7	
	Washington	24810	21	Mental Health...	1 in 30 miles and...	21	100.0	0	0.0	1.9	2.2	
	Wilkin	24830	7	Mental Health...	1 in 30 miles and...	7	100.0	0	0.0	15.0	16.6	
	Winona	24840	10	Mental Health...	1 in 30 miles and...	10	100.0	0	0.0	6.4	6.9	
	Wright	24850	31	Mental Health...	1 in 30 miles and...	31	100.0	0	0.0	3.4	3.7	
	Yellow Medicine	24860	7	Mental Health...	1 in 30 miles and...	7	100.0	0	0.0	20.7	22.5	
Grand Totals			946	Mental Health...	1 in 30 miles and...	885	93.6	61	6.4	10.4	11.3	

Mental Health Providers - all other

July 10, 2024

Mental Health Providers - Other providers designated as licensed mental health providers

47 providers at 40 locations

■ All providers

Access Analysis

Employee Group

Census

Provider Group

Mental Health Providers - Other providers designated as licensed mental health providers

946 employee locations

◆ With access (423)

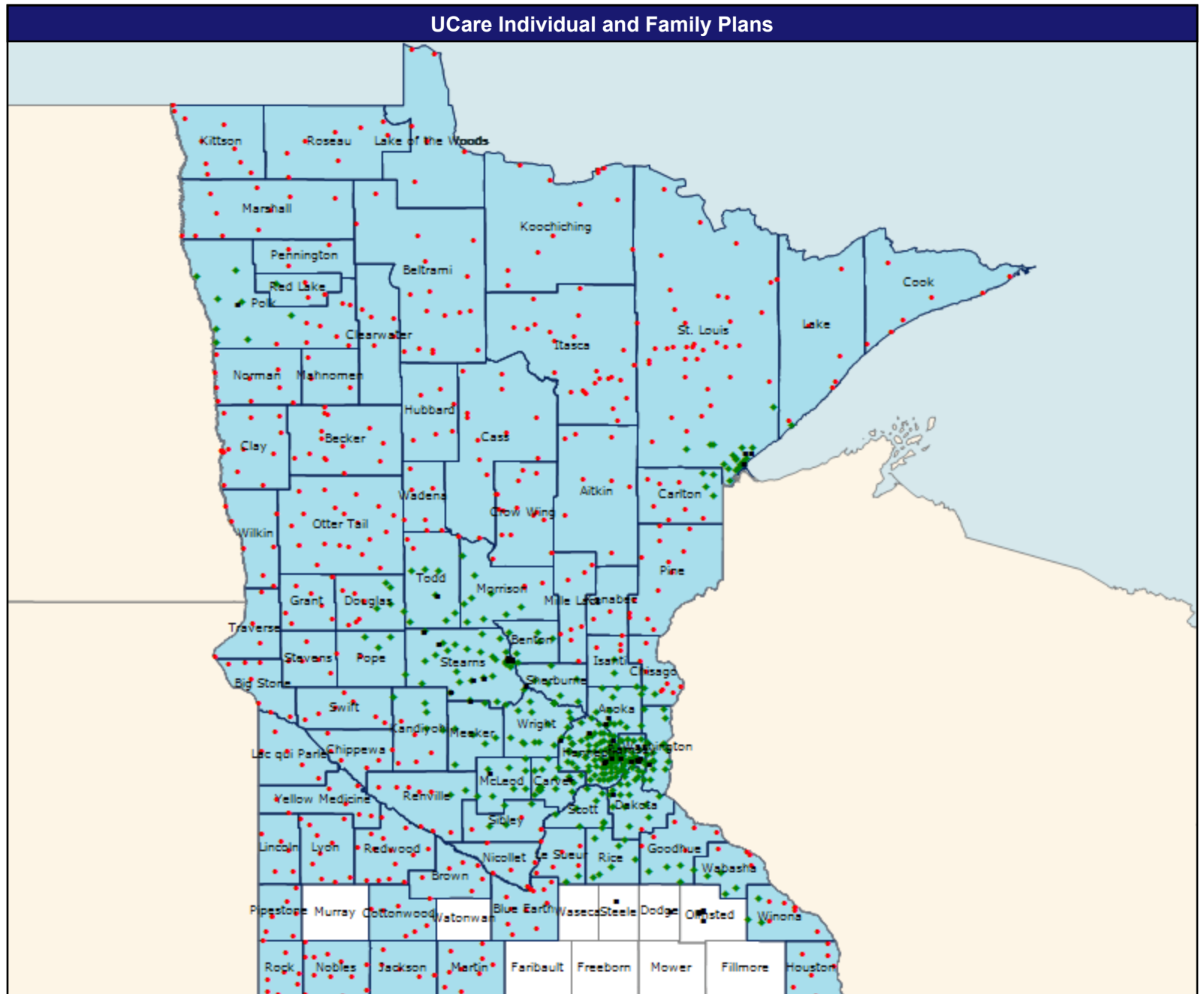
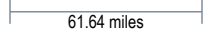
● Without access (523)

The Access Standard is defined as (Census) employees accessing:

1 (Mental Health Providers - Other providers designated as licensed mental health providers) provider in 30 miles and 30 minutes

Service Areas

■ IFP



Access Detail By County - Mental Health Providers - all other

July 10, 2024

Access Analysis
 Access Analysis
 Employee / Provider Groups
 Census
 Mental Health Providers - Other
 providers designated as licensed
 mental health providers

All Eligibles											
State Name	County	County SSA	Employee #	Provider		With Access		Without Access		Average Distance	Average Time
				Group	Standard	#	%	#	%	1	1
Minnesota	Aitkin	24000	8	Mental Health...	1 in 30 miles and...	0	0.0	8	100.0	66.3	73.8
	Anoka	24010	13	Mental Health...	1 in 30 miles and...	13	100.0	0	0.0	8.0	9.6
	Becker	24020	14	Mental Health...	1 in 30 miles and...	0	0.0	14	100.0	74.2	81.4
	Beltrami	24030	17	Mental Health...	1 in 30 miles and...	0	0.0	17	100.0	86.3	94.1
	Benton	24040	5	Mental Health...	1 in 30 miles and...	5	100.0	0	0.0	15.5	18.5
	Big Stone	24050	7	Mental Health...	1 in 30 miles and...	0	0.0	7	100.0	79.8	87.0
	Blue Earth	24060	12	Mental Health...	1 in 30 miles and...	0	0.0	12	100.0	41.5	45.5
	Brown	24070	7	Mental Health...	1 in 30 miles and...	0	0.0	7	100.0	50.8	55.4
	Carlton	24080	11	Mental Health...	1 in 30 miles and...	4	36.4	7	63.6	33.5	40.0
	Carver	24090	34	Mental Health...	1 in 30 miles and...	34	100.0	0	0.0	14.2	15.5
	Cass	24100	12	Mental Health...	1 in 30 miles and...	0	0.0	12	100.0	78.4	85.5
	Chippewa	24110	5	Mental Health...	1 in 30 miles and...	0	0.0	5	100.0	58.4	63.6
	Chisago	24120	11	Mental Health...	1 in 30 miles and...	3	27.3	8	72.7	32.2	35.1
	Clay	24130	14	Mental Health...	1 in 30 miles and...	0	0.0	14	100.0	63.9	73.1
	Clearwater	24140	5	Mental Health...	1 in 30 miles and...	0	0.0	5	100.0	61.7	67.2
	Cook	24150	7	Mental Health...	1 in 30 miles and...	0	0.0	7	100.0	104.2	113.7
	Cottonwood	24160	6	Mental Health...	1 in 30 miles and...	0	0.0	6	100.0	81.2	88.5
	Crow Wing	24170	15	Mental Health...	1 in 30 miles and...	0	0.0	15	100.0	58.9	64.7
	Dakota	24180	20	Mental Health...	1 in 30 miles and...	19	95.0	1	5.0	10.2	13.2
	Douglas	24200	11	Mental Health...	1 in 30 miles and...	5	45.5	6	54.5	29.0	31.6
	Goodhue	24240	10	Mental Health...	1 in 30 miles and...	4	40.0	6	60.0	27.6	30.7
	Grant	24250	7	Mental Health...	1 in 30 miles and...	0	0.0	7	100.0	53.7	58.6
	Hennepin	24260	106	Mental Health...	1 in 30 miles and...	106	100.0	0	0.0	5.3	7.6
	Houston	24270	7	Mental Health...	1 in 30 miles and...	0	0.0	7	100.0	59.6	65.0
	Hubbard	24280	6	Mental Health...	1 in 30 miles and...	0	0.0	6	100.0	78.9	86.0
	Isanti	24290	5	Mental Health...	1 in 30 miles and...	2	40.0	3	60.0	28.2	30.7
	Itasca	24300	25	Mental Health...	1 in 30 miles and...	0	0.0	25	100.0	84.3	91.9
	Jackson	24310	5	Mental Health...	1 in 30 miles and...	0	0.0	5	100.0	94.7	103.2
	Kanabec	24320	3	Mental Health...	1 in 30 miles and...	0	0.0	3	100.0	42.6	46.4
	Kandiyohi	24330	11	Mental Health...	1 in 30 miles and...	5	45.5	6	54.5	28.6	31.2
	Kittson	24340	10	Mental Health...	1 in 30 miles and...	0	0.0	10	100.0	72.7	80.2
	Koochiching	24350	12	Mental Health...	1 in 30 miles and...	0	0.0	12	100.0	127.1	138.6
	Lac qui Parle	24360	5	Mental Health...	1 in 30 miles and...	0	0.0	5	100.0	80.2	87.5
	Lake	24370	7	Mental Health...	1 in 30 miles and...	1	14.3	6	85.7	55.4	60.4
	Lake of the Woods	24380	6	Mental Health...	1 in 30 miles and...	0	0.0	6	100.0	117.3	127.9
	Le Sueur	24390	8	Mental Health...	1 in 30 miles and...	2	25.0	6	75.0	31.9	34.8
	Lincoln	24400	5	Mental Health...	1 in 30 miles and...	0	0.0	5	100.0	101.7	110.9
	Lyon	24410	10	Mental Health...	1 in 30 miles and...	0	0.0	10	100.0	84.6	92.3
	Mahnomen	24430	3	Mental Health...	1 in 30 miles and...	0	0.0	3	100.0	56.1	61.2
	Marshall	24440	10	Mental Health...	1 in 30 miles and...	0	0.0	10	100.0	47.2	51.5

Access Detail By County - Mental Health Providers - all other

July 10, 2024

Access Analysis
 Access Analysis
 Employee / Provider Groups
 Census
 Mental Health Providers - Other
 providers designated as licensed
 mental health providers

All Eligibles											
State Name	County	County SSA	Employee #	Provider		With Access		Without Access		Average Distance	Average Time
				Group	Standard	#	%	#	%	1	1
Minnesota	Martin	24450	9	Mental Health...	1 in 30 miles and...	0	0.0	9	100.0	76.8	83.7
	McLeod	24420	8	Mental Health...	1 in 30 miles and...	8	100.0	0	0.0	14.2	15.4
	Meeker	24460	7	Mental Health...	1 in 30 miles and...	7	100.0	0	0.0	12.4	13.5
	Mille Lacs	24470	8	Mental Health...	1 in 30 miles and...	0	0.0	8	100.0	41.5	48.7
	Morrison	24480	13	Mental Health...	1 in 30 miles and...	9	69.2	4	30.8	25.3	28.9
	Nicollet	24510	5	Mental Health...	1 in 30 miles and...	0	0.0	5	100.0	40.5	44.1
	Nobles	24520	12	Mental Health...	1 in 30 miles and...	0	0.0	12	100.0	115.7	126.2
	Norman	24530	9	Mental Health...	1 in 30 miles and...	0	0.0	9	100.0	39.8	43.4
	Otter Tail	24550	20	Mental Health...	1 in 30 miles and...	0	0.0	20	100.0	58.6	63.9
	Pennington	24560	3	Mental Health...	1 in 30 miles and...	0	0.0	3	100.0	42.8	46.7
	Pine	24570	13	Mental Health...	1 in 30 miles and...	0	0.0	13	100.0	54.7	62.1
	Pipestone	24580	8	Mental Health...	1 in 30 miles and...	0	0.0	8	100.0	114.8	125.2
	Polk	24590	16	Mental Health...	1 in 30 miles and...	8	50.0	8	50.0	29.5	32.2
	Pope	24600	5	Mental Health...	1 in 30 miles and...	3	60.0	2	40.0	28.5	31.0
	Ramsey	24610	36	Mental Health...	1 in 30 miles and...	36	100.0	0	0.0	2.5	4.3
	Red Lake	24620	4	Mental Health...	1 in 30 miles and...	1	25.0	3	75.0	30.7	33.5
	Redwood	24630	14	Mental Health...	1 in 30 miles and...	0	0.0	14	100.0	65.2	71.1
	Renville	24640	10	Mental Health...	1 in 30 miles and...	2	20.0	8	80.0	36.3	39.5
	Rice	24650	8	Mental Health...	1 in 30 miles and...	8	100.0	0	0.0	20.7	23.4
	Rock	24660	7	Mental Health...	1 in 30 miles and...	0	0.0	7	100.0	131.7	143.6
	Roseau	24670	8	Mental Health...	1 in 30 miles and...	0	0.0	8	100.0	85.2	93.0
	Scott	24690	8	Mental Health...	1 in 30 miles and...	8	100.0	0	0.0	14.4	16.6
	Sherburne	24700	7	Mental Health...	1 in 30 miles and...	7	100.0	0	0.0	13.8	15.4
	Sibley	24710	7	Mental Health...	1 in 30 miles and...	4	57.1	3	42.9	26.4	29.0
	St. Louis	24680	55	Mental Health...	1 in 30 miles and...	18	32.7	37	67.3	43.8	48.0
	Stearns	24720	34	Mental Health...	1 in 30 miles and...	34	100.0	0	0.0	6.0	6.7
	Stevens	24740	5	Mental Health...	1 in 30 miles and...	0	0.0	5	100.0	54.0	58.9
	Swift	24750	7	Mental Health...	1 in 30 miles and...	0	0.0	7	100.0	49.4	53.8
	Todd	24760	9	Mental Health...	1 in 30 miles and...	7	77.8	2	22.2	16.0	17.4
	Traverse	24770	4	Mental Health...	1 in 30 miles and...	0	0.0	4	100.0	79.1	86.3
	Wabasha	24780	9	Mental Health...	1 in 30 miles and...	5	55.6	4	44.4	26.4	28.7
	Wadena	24790	7	Mental Health...	1 in 30 miles and...	0	0.0	7	100.0	40.9	44.6
	Washington	24810	21	Mental Health...	1 in 30 miles and...	21	100.0	0	0.0	9.5	11.6
	Wilkin	24830	7	Mental Health...	1 in 30 miles and...	0	0.0	7	100.0	82.2	89.6
	Winona	24840	10	Mental Health...	1 in 30 miles and...	3	30.0	7	70.0	34.9	38.0
	Wright	24850	31	Mental Health...	1 in 30 miles and...	31	100.0	0	0.0	15.0	16.3
	Yellow Medicine	24860	7	Mental Health...	1 in 30 miles and...	0	0.0	7	100.0	72.1	78.6
Grand Totals			946	Mental Health...	1 in 30 miles and...	423	44.7	523	55.3	41.4	45.8

Pediatric Primary Care Providers

July 10, 2024

Pediatric Primary Care Providers

8,023 providers at 667 locations

■ All providers

Access Analysis

Employee Group

Census

Provider Group

Pediatric Primary Care Providers

946 employee locations

◆ With access (849)

● Without access (97)

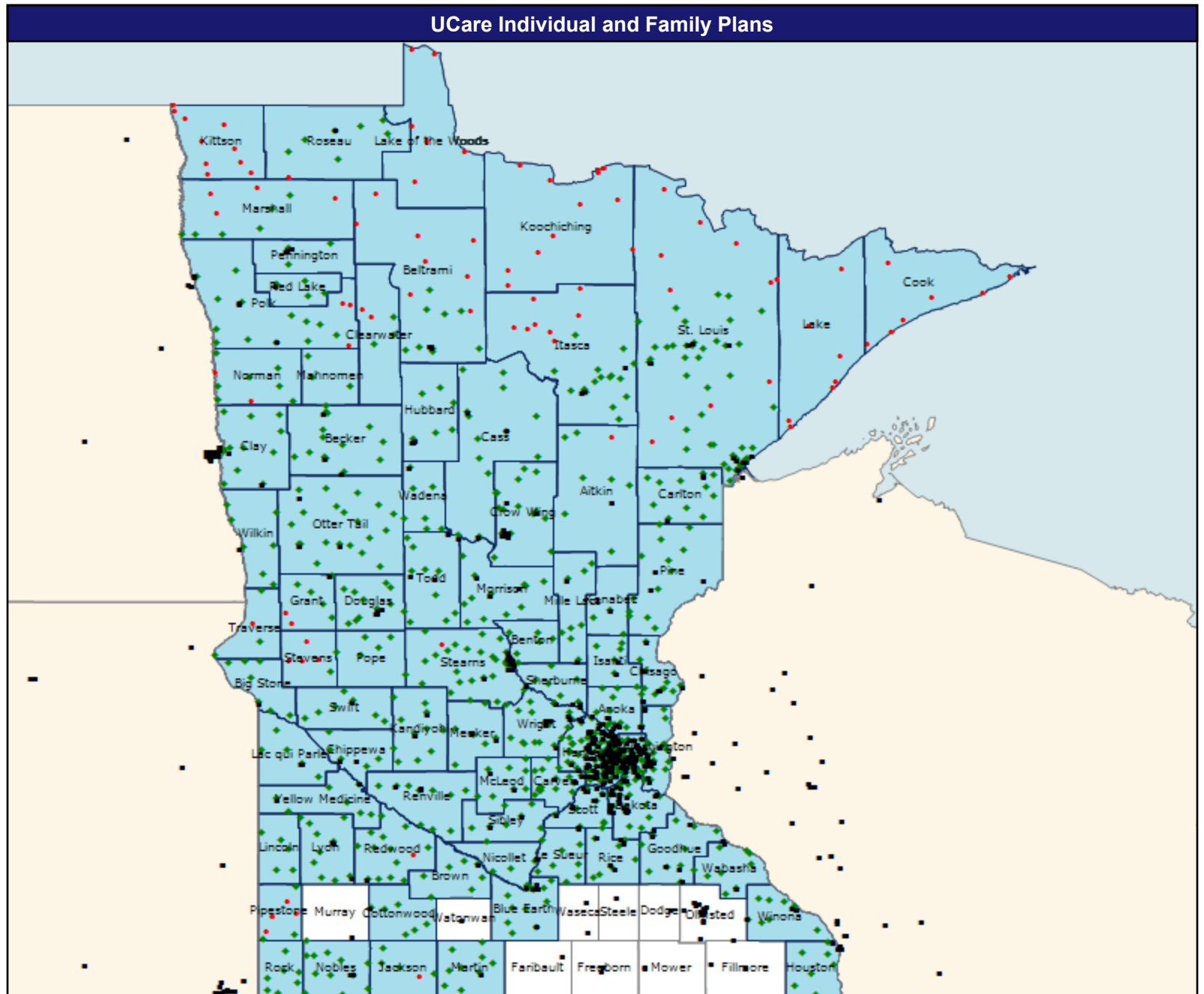
The Access Standard is defined as (Census) employees accessing:

1 (Pediatric Primary Care Providers) provider in 30 miles and 30 minutes

Service Areas

■ IFP

61.64 miles



Access Detail By County - Pediatric Primary Care Providers

July 10, 2024

Access Analysis
 Access Analysis
 Employee / Provider Groups
 Census
 Pediatric Primary Care Providers

All Eligibles											
State Name	County	County SSA	Employee #	Provider		With Access		Without Access		Average Distance	Average Time
				Group	Standard	#	%	#	%	1	1
Minnesota	Aitkin	24000	8	Pediatric Prima...	1 in 30 miles and...	7	87.5	1	12.5	18.6	20.3
	Anoka	24010	13	Pediatric Prima...	1 in 30 miles and...	13	100.0	0	0.0	4.3	5.0
	Becker	24020	14	Pediatric Prima...	1 in 30 miles and...	14	100.0	0	0.0	7.8	8.5
	Beltrami	24030	17	Pediatric Prima...	1 in 30 miles and...	9	52.9	8	47.1	25.6	27.9
	Benton	24040	5	Pediatric Prima...	1 in 30 miles and...	5	100.0	0	0.0	13.8	15.0
	Big Stone	24050	7	Pediatric Prima...	1 in 30 miles and...	7	100.0	0	0.0	14.5	15.8
	Blue Earth	24060	12	Pediatric Prima...	1 in 30 miles and...	12	100.0	0	0.0	7.2	7.9
	Brown	24070	7	Pediatric Prima...	1 in 30 miles and...	7	100.0	0	0.0	12.9	14.0
	Carlton	24080	11	Pediatric Prima...	1 in 30 miles and...	11	100.0	0	0.0	10.7	11.6
	Carver	24090	34	Pediatric Prima...	1 in 30 miles and...	34	100.0	0	0.0	8.9	9.6
	Cass	24100	12	Pediatric Prima...	1 in 30 miles and...	12	100.0	0	0.0	13.8	15.0
	Chippewa	24110	5	Pediatric Prima...	1 in 30 miles and...	5	100.0	0	0.0	8.5	9.3
	Chisago	24120	11	Pediatric Prima...	1 in 30 miles and...	11	100.0	0	0.0	3.1	3.3
	Clay	24130	14	Pediatric Prima...	1 in 30 miles and...	14	100.0	0	0.0	10.2	11.4
	Clearwater	24140	5	Pediatric Prima...	1 in 30 miles and...	3	60.0	2	40.0	28.1	30.6
	Cook	24150	7	Pediatric Prima...	1 in 30 miles and...	0	0.0	7	100.0	83.8	91.4
	Cottonwood	24160	6	Pediatric Prima...	1 in 30 miles and...	6	100.0	0	0.0	13.9	15.2
	Crow Wing	24170	15	Pediatric Prima...	1 in 30 miles and...	15	100.0	0	0.0	8.6	9.3
	Dakota	24180	20	Pediatric Prima...	1 in 30 miles and...	20	100.0	0	0.0	2.6	2.9
	Douglas	24200	11	Pediatric Prima...	1 in 30 miles and...	11	100.0	0	0.0	10.7	11.6
	Goodhue	24240	10	Pediatric Prima...	1 in 30 miles and...	10	100.0	0	0.0	5.0	5.3
	Grant	24250	7	Pediatric Prima...	1 in 30 miles and...	5	71.4	2	28.6	18.4	20.0
	Hennepin	24260	106	Pediatric Prima...	1 in 30 miles and...	106	100.0	0	0.0	2.1	2.7
	Houston	24270	7	Pediatric Prima...	1 in 30 miles and...	7	100.0	0	0.0	15.2	16.6
	Hubbard	24280	6	Pediatric Prima...	1 in 30 miles and...	6	100.0	0	0.0	12.7	13.8
	Isanti	24290	5	Pediatric Prima...	1 in 30 miles and...	5	100.0	0	0.0	6.6	7.1
	Itasca	24300	25	Pediatric Prima...	1 in 30 miles and...	17	68.0	8	32.0	19.8	21.6
	Jackson	24310	5	Pediatric Prima...	1 in 30 miles and...	4	80.0	1	20.0	21.2	23.1
	Kanabec	24320	3	Pediatric Prima...	1 in 30 miles and...	3	100.0	0	0.0	7.9	8.6
	Kandiyohi	24330	11	Pediatric Prima...	1 in 30 miles and...	11	100.0	0	0.0	9.8	10.6
	Kittson	24340	10	Pediatric Prima...	1 in 30 miles and...	0	0.0	10	100.0	37.0	40.6
	Koochiching	24350	12	Pediatric Prima...	1 in 30 miles and...	0	0.0	12	100.0	72.6	79.1
	Lac qui Parle	24360	5	Pediatric Prima...	1 in 30 miles and...	5	100.0	0	0.0	12.8	13.9
	Lake	24370	7	Pediatric Prima...	1 in 30 miles and...	0	0.0	7	100.0	44.4	48.4
	Lake of the Woods	24380	6	Pediatric Prima...	1 in 30 miles and...	0	0.0	6	100.0	48.8	53.2
	Le Sueur	24390	8	Pediatric Prima...	1 in 30 miles and...	8	100.0	0	0.0	11.0	11.9
	Lincoln	24400	5	Pediatric Prima...	1 in 30 miles and...	5	100.0	0	0.0	22.1	24.1
	Lyon	24410	10	Pediatric Prima...	1 in 30 miles and...	10	100.0	0	0.0	11.0	11.9
	Mahnomen	24430	3	Pediatric Prima...	1 in 30 miles and...	3	100.0	0	0.0	19.8	21.6
	Marshall	24440	10	Pediatric Prima...	1 in 30 miles and...	6	60.0	4	40.0	26.4	28.7

Access Detail By County - Pediatric Primary Care Providers

July 10, 2024

Access Analysis
 Access Analysis
 Employee / Provider Groups
 Census
 Pediatric Primary Care Providers

All Eligibles											
State Name	County	County SSA	Employee #	Provider		With Access		Without Access		Average Distance	Average Time
				Group	Standard	#	%	#	%	1	1
Minnesota	Martin	24450	9	Pediatric Prima...	1 in 30 miles and...	9	100.0	0	0.0	12.1	13.1
	McLeod	24420	8	Pediatric Prima...	1 in 30 miles and...	8	100.0	0	0.0	9.2	10.0
	Meeker	24460	7	Pediatric Prima...	1 in 30 miles and...	7	100.0	0	0.0	8.5	9.2
	Mille Lacs	24470	8	Pediatric Prima...	1 in 30 miles and...	8	100.0	0	0.0	11.6	12.8
	Morrison	24480	13	Pediatric Prima...	1 in 30 miles and...	13	100.0	0	0.0	8.4	9.1
	Nicollet	24510	5	Pediatric Prima...	1 in 30 miles and...	5	100.0	0	0.0	6.8	7.4
	Nobles	24520	12	Pediatric Prima...	1 in 30 miles and...	12	100.0	0	0.0	14.4	15.6
	Norman	24530	9	Pediatric Prima...	1 in 30 miles and...	7	77.8	2	22.2	22.7	24.7
	Otter Tail	24550	20	Pediatric Prima...	1 in 30 miles and...	20	100.0	0	0.0	12.0	13.0
	Pennington	24560	3	Pediatric Prima...	1 in 30 miles and...	3	100.0	0	0.0	8.6	9.3
	Pine	24570	13	Pediatric Prima...	1 in 30 miles and...	13	100.0	0	0.0	10.0	10.9
	Pipestone	24580	8	Pediatric Prima...	1 in 30 miles and...	3	37.5	5	62.5	30.3	33.0
	Polk	24590	16	Pediatric Prima...	1 in 30 miles and...	13	81.2	3	18.8	17.4	19.0
	Pope	24600	5	Pediatric Prima...	1 in 30 miles and...	5	100.0	0	0.0	18.2	19.8
	Ramsey	24610	36	Pediatric Prima...	1 in 30 miles and...	36	100.0	0	0.0	0.8	1.3
	Red Lake	24620	4	Pediatric Prima...	1 in 30 miles and...	4	100.0	0	0.0	13.2	14.3
	Redwood	24630	14	Pediatric Prima...	1 in 30 miles and...	13	92.9	1	7.1	16.8	18.3
	Renville	24640	10	Pediatric Prima...	1 in 30 miles and...	10	100.0	0	0.0	10.7	11.6
	Rice	24650	8	Pediatric Prima...	1 in 30 miles and...	8	100.0	0	0.0	5.8	6.3
	Rock	24660	7	Pediatric Prima...	1 in 30 miles and...	7	100.0	0	0.0	15.1	16.4
	Roseau	24670	8	Pediatric Prima...	1 in 30 miles and...	7	87.5	1	12.5	17.9	19.5
	Scott	24690	8	Pediatric Prima...	1 in 30 miles and...	8	100.0	0	0.0	2.6	2.9
	Sherburne	24700	7	Pediatric Prima...	1 in 30 miles and...	7	100.0	0	0.0	6.5	7.1
	Sibley	24710	7	Pediatric Prima...	1 in 30 miles and...	7	100.0	0	0.0	7.1	7.9
	St. Louis	24680	55	Pediatric Prima...	1 in 30 miles and...	44	80.0	11	20.0	15.4	17.0
	Stearns	24720	34	Pediatric Prima...	1 in 30 miles and...	33	97.1	1	2.9	10.3	11.3
	Stevens	24740	5	Pediatric Prima...	1 in 30 miles and...	1	20.0	4	80.0	29.7	32.4
	Swift	24750	7	Pediatric Prima...	1 in 30 miles and...	7	100.0	0	0.0	12.7	13.8
	Todd	24760	9	Pediatric Prima...	1 in 30 miles and...	9	100.0	0	0.0	12.3	13.4
	Traverse	24770	4	Pediatric Prima...	1 in 30 miles and...	3	75.0	1	25.0	24.8	27.0
	Wabasha	24780	9	Pediatric Prima...	1 in 30 miles and...	9	100.0	0	0.0	9.8	10.6
	Wadena	24790	7	Pediatric Prima...	1 in 30 miles and...	7	100.0	0	0.0	11.5	12.6
	Washington	24810	21	Pediatric Prima...	1 in 30 miles and...	21	100.0	0	0.0	3.2	3.8
	Wilkin	24830	7	Pediatric Prima...	1 in 30 miles and...	7	100.0	0	0.0	15.9	17.3
	Winona	24840	10	Pediatric Prima...	1 in 30 miles and...	10	100.0	0	0.0	6.7	7.3
	Wright	24850	31	Pediatric Prima...	1 in 30 miles and...	31	100.0	0	0.0	4.2	4.5
	Yellow Medicine	24860	7	Pediatric Prima...	1 in 30 miles and...	7	100.0	0	0.0	9.9	10.8
Grand Totals			946	Pediatric Prima...	1 in 30 miles and...	849	89.7	97	10.3	12.5	13.7

Allergy, Immunology and Rheumatology

July 10, 2024

Allergy, Immunology and Rheumatology

679 providers at 240 locations

■ All providers

Access Analysis

Employee Group

Census

Provider Group

Allergy, Immunology and Rheumatology

946 employee locations

◆ With access (930)

● Without access (16)

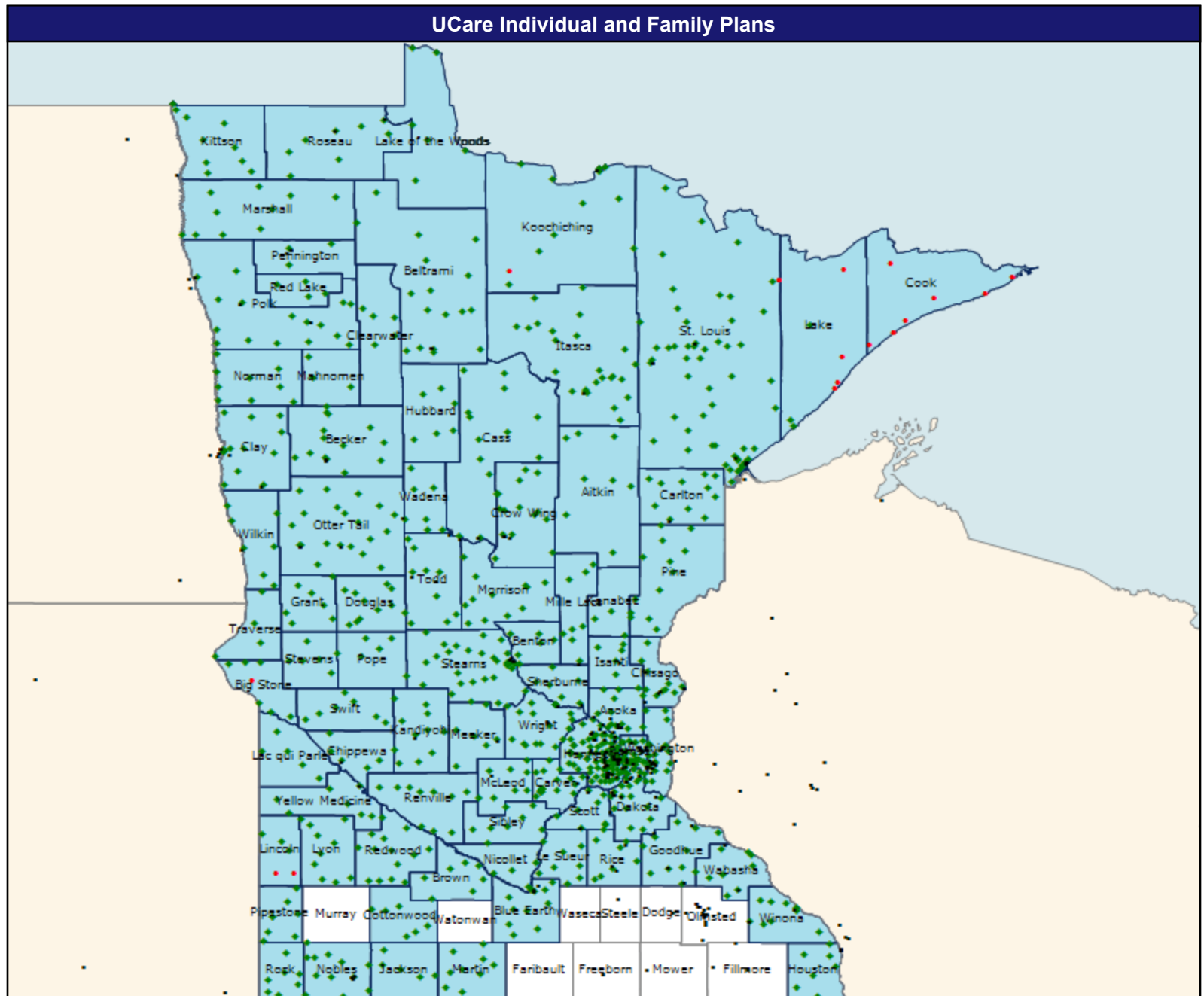
The Access Standard is defined as (Census) employees accessing:

1 (Allergy, Immunology and Rheumatology) provider in 60 miles and 60 minutes

Service Areas

■ IFP

61.64 miles



Access Detail By County - Allergy, Immunology and Rheumatology

July 10, 2024

Access Analysis
 Access Analysis
 Employee / Provider Groups
 Census
 Allergy, Immunology and
 Rheumatology

All Eligibles											
State Name	County	County SSA	Employee #	Provider		With Access		Without Access		Average Distance	Average Time
				Group	Standard	#	%	#	%	1	1
Minnesota	Aitkin	24000	8	Allergy, Immun...	1 in 60 miles and...	8	100.0	0	0.0	29.6	32.2
	Anoka	24010	13	Allergy, Immun...	1 in 60 miles and...	13	100.0	0	0.0	5.1	6.0
	Becker	24020	14	Allergy, Immun...	1 in 60 miles and...	14	100.0	0	0.0	15.3	16.8
	Beltrami	24030	17	Allergy, Immun...	1 in 60 miles and...	17	100.0	0	0.0	25.3	27.5
	Benton	24040	5	Allergy, Immun...	1 in 60 miles and...	5	100.0	0	0.0	14.5	15.8
	Big Stone	24050	7	Allergy, Immun...	1 in 60 miles and...	6	85.7	1	14.3	48.6	53.0
	Blue Earth	24060	12	Allergy, Immun...	1 in 60 miles and...	12	100.0	0	0.0	11.4	12.5
	Brown	24070	7	Allergy, Immun...	1 in 60 miles and...	7	100.0	0	0.0	36.7	40.0
	Carlton	24080	11	Allergy, Immun...	1 in 60 miles and...	11	100.0	0	0.0	15.6	16.9
	Carver	24090	34	Allergy, Immun...	1 in 60 miles and...	34	100.0	0	0.0	15.5	16.9
	Cass	24100	12	Allergy, Immun...	1 in 60 miles and...	12	100.0	0	0.0	32.0	34.9
	Chippewa	24110	5	Allergy, Immun...	1 in 60 miles and...	5	100.0	0	0.0	10.5	11.4
	Chisago	24120	11	Allergy, Immun...	1 in 60 miles and...	11	100.0	0	0.0	4.3	4.7
	Clay	24130	14	Allergy, Immun...	1 in 60 miles and...	14	100.0	0	0.0	11.7	12.9
	Clearwater	24140	5	Allergy, Immun...	1 in 60 miles and...	5	100.0	0	0.0	24.0	26.1
	Cook	24150	7	Allergy, Immun...	1 in 60 miles and...	0	0.0	7	100.0	88.1	96.1
	Cottonwood	24160	6	Allergy, Immun...	1 in 60 miles and...	6	100.0	0	0.0	39.3	42.9
	Crow Wing	24170	15	Allergy, Immun...	1 in 60 miles and...	15	100.0	0	0.0	18.1	19.7
	Dakota	24180	20	Allergy, Immun...	1 in 60 miles and...	20	100.0	0	0.0	3.7	4.3
	Douglas	24200	11	Allergy, Immun...	1 in 60 miles and...	11	100.0	0	0.0	24.0	26.1
	Goodhue	24240	10	Allergy, Immun...	1 in 60 miles and...	10	100.0	0	0.0	6.1	6.6
	Grant	24250	7	Allergy, Immun...	1 in 60 miles and...	7	100.0	0	0.0	25.8	28.1
	Hennepin	24260	106	Allergy, Immun...	1 in 60 miles and...	106	100.0	0	0.0	3.8	5.1
	Houston	24270	7	Allergy, Immun...	1 in 60 miles and...	7	100.0	0	0.0	16.1	17.5
	Hubbard	24280	6	Allergy, Immun...	1 in 60 miles and...	6	100.0	0	0.0	30.8	33.5
	Isanti	24290	5	Allergy, Immun...	1 in 60 miles and...	5	100.0	0	0.0	7.7	8.3
	Itasca	24300	25	Allergy, Immun...	1 in 60 miles and...	25	100.0	0	0.0	22.3	24.3
	Jackson	24310	5	Allergy, Immun...	1 in 60 miles and...	5	100.0	0	0.0	26.0	28.3
	Kanabec	24320	3	Allergy, Immun...	1 in 60 miles and...	3	100.0	0	0.0	20.0	21.7
	Kandiyohi	24330	11	Allergy, Immun...	1 in 60 miles and...	11	100.0	0	0.0	13.6	14.8
	Kittson	24340	10	Allergy, Immun...	1 in 60 miles and...	10	100.0	0	0.0	26.6	29.2
	Koochiching	24350	12	Allergy, Immun...	1 in 60 miles and...	11	91.7	1	8.3	28.2	30.7
	Lac qui Parle	24360	5	Allergy, Immun...	1 in 60 miles and...	5	100.0	0	0.0	26.0	28.3
	Lake	24370	7	Allergy, Immun...	1 in 60 miles and...	3	42.9	4	57.1	52.5	57.8
	Lake of the Woods	24380	6	Allergy, Immun...	1 in 60 miles and...	6	100.0	0	0.0	31.9	34.7
	Le Sueur	24390	8	Allergy, Immun...	1 in 60 miles and...	8	100.0	0	0.0	13.9	15.1
	Lincoln	24400	5	Allergy, Immun...	1 in 60 miles and...	3	60.0	2	40.0	54.5	59.6
	Lyon	24410	10	Allergy, Immun...	1 in 60 miles and...	10	100.0	0	0.0	37.6	41.0
	Mahnomen	24430	3	Allergy, Immun...	1 in 60 miles and...	3	100.0	0	0.0	25.4	27.6
	Marshall	24440	10	Allergy, Immun...	1 in 60 miles and...	10	100.0	0	0.0	24.7	26.9

Access Detail By County - Allergy, Immunology and Rheumatology

July 10, 2024

Access Analysis
 Access Analysis
 Employee / Provider Groups
 Census
 Allergy, Immunology and
 Rheumatology

All Eligibles											
State Name	County	County SSA	Employee #	Provider		With Access		Without Access		Average Distance	Average Time
				Group	Standard	#	%	#	%	1	1
Minnesota	Martin	24450	9	Allergy, Immun...	1 in 60 miles and...	9	100.0	0	0.0	46.2	50.4
	McLeod	24420	8	Allergy, Immun...	1 in 60 miles and...	8	100.0	0	0.0	14.1	15.3
	Meeker	24460	7	Allergy, Immun...	1 in 60 miles and...	7	100.0	0	0.0	14.3	15.6
	Mille Lacs	24470	8	Allergy, Immun...	1 in 60 miles and...	8	100.0	0	0.0	22.7	24.9
	Morrison	24480	13	Allergy, Immun...	1 in 60 miles and...	13	100.0	0	0.0	21.3	23.4
	Nicollet	24510	5	Allergy, Immun...	1 in 60 miles and...	5	100.0	0	0.0	16.6	18.1
	Nobles	24520	12	Allergy, Immun...	1 in 60 miles and...	12	100.0	0	0.0	16.2	17.7
	Norman	24530	9	Allergy, Immun...	1 in 60 miles and...	9	100.0	0	0.0	30.1	32.8
	Otter Tail	24550	20	Allergy, Immun...	1 in 60 miles and...	20	100.0	0	0.0	11.8	12.8
	Pennington	24560	3	Allergy, Immun...	1 in 60 miles and...	3	100.0	0	0.0	8.6	9.3
	Pine	24570	13	Allergy, Immun...	1 in 60 miles and...	13	100.0	0	0.0	20.4	22.2
	Pipestone	24580	8	Allergy, Immun...	1 in 60 miles and...	8	100.0	0	0.0	44.4	50.7
	Polk	24590	16	Allergy, Immun...	1 in 60 miles and...	16	100.0	0	0.0	13.8	15.0
	Pope	24600	5	Allergy, Immun...	1 in 60 miles and...	5	100.0	0	0.0	40.9	44.5
	Ramsey	24610	36	Allergy, Immun...	1 in 60 miles and...	36	100.0	0	0.0	1.7	2.9
	Red Lake	24620	4	Allergy, Immun...	1 in 60 miles and...	4	100.0	0	0.0	15.7	17.1
	Redwood	24630	14	Allergy, Immun...	1 in 60 miles and...	14	100.0	0	0.0	38.0	41.4
	Renville	24640	10	Allergy, Immun...	1 in 60 miles and...	10	100.0	0	0.0	26.3	28.6
	Rice	24650	8	Allergy, Immun...	1 in 60 miles and...	8	100.0	0	0.0	7.9	8.6
	Rock	24660	7	Allergy, Immun...	1 in 60 miles and...	7	100.0	0	0.0	25.9	29.3
	Roseau	24670	8	Allergy, Immun...	1 in 60 miles and...	8	100.0	0	0.0	13.4	14.6
	Scott	24690	8	Allergy, Immun...	1 in 60 miles and...	8	100.0	0	0.0	6.6	7.4
	Sherburne	24700	7	Allergy, Immun...	1 in 60 miles and...	7	100.0	0	0.0	8.5	9.3
	Sibley	24710	7	Allergy, Immun...	1 in 60 miles and...	7	100.0	0	0.0	24.1	26.6
	St. Louis	24680	55	Allergy, Immun...	1 in 60 miles and...	54	98.2	1	1.8	17.9	19.9
	Stearns	24720	34	Allergy, Immun...	1 in 60 miles and...	34	100.0	0	0.0	14.5	16.2
	Stevens	24740	5	Allergy, Immun...	1 in 60 miles and...	5	100.0	0	0.0	45.3	49.4
	Swift	24750	7	Allergy, Immun...	1 in 60 miles and...	7	100.0	0	0.0	25.6	27.9
	Todd	24760	9	Allergy, Immun...	1 in 60 miles and...	9	100.0	0	0.0	12.1	13.2
	Traverse	24770	4	Allergy, Immun...	1 in 60 miles and...	4	100.0	0	0.0	36.1	39.4
	Wabasha	24780	9	Allergy, Immun...	1 in 60 miles and...	9	100.0	0	0.0	10.1	10.9
	Wadena	24790	7	Allergy, Immun...	1 in 60 miles and...	7	100.0	0	0.0	12.6	13.8
	Washington	24810	21	Allergy, Immun...	1 in 60 miles and...	21	100.0	0	0.0	4.4	5.2
	Wilkin	24830	7	Allergy, Immun...	1 in 60 miles and...	7	100.0	0	0.0	16.2	17.6
	Winona	24840	10	Allergy, Immun...	1 in 60 miles and...	10	100.0	0	0.0	6.9	7.4
	Wright	24850	31	Allergy, Immun...	1 in 60 miles and...	31	100.0	0	0.0	6.2	6.9
	Yellow Medicine	24860	7	Allergy, Immun...	1 in 60 miles and...	7	100.0	0	0.0	19.1	20.8
Grand Totals			946	Allergy, Immun...	1 in 60 miles and...	930	98.3	16	1.7	17.3	19.1

Anesthesiology Physicians and Certified Registered Nurse Anesthetists (CRNA)

July 10, 2024

Anesthesiology Physicians and Certified Registered Nurse Anesthetists (CRNA)

4,979 providers at 321 locations

■ All providers

Access Analysis

Employee Group

Census

Provider Group

Anesthesiology Physicians and Certified Registered Nurse Anesthetists (CRNA)

946 employee locations

◆ With access (946)

● Without access (0)

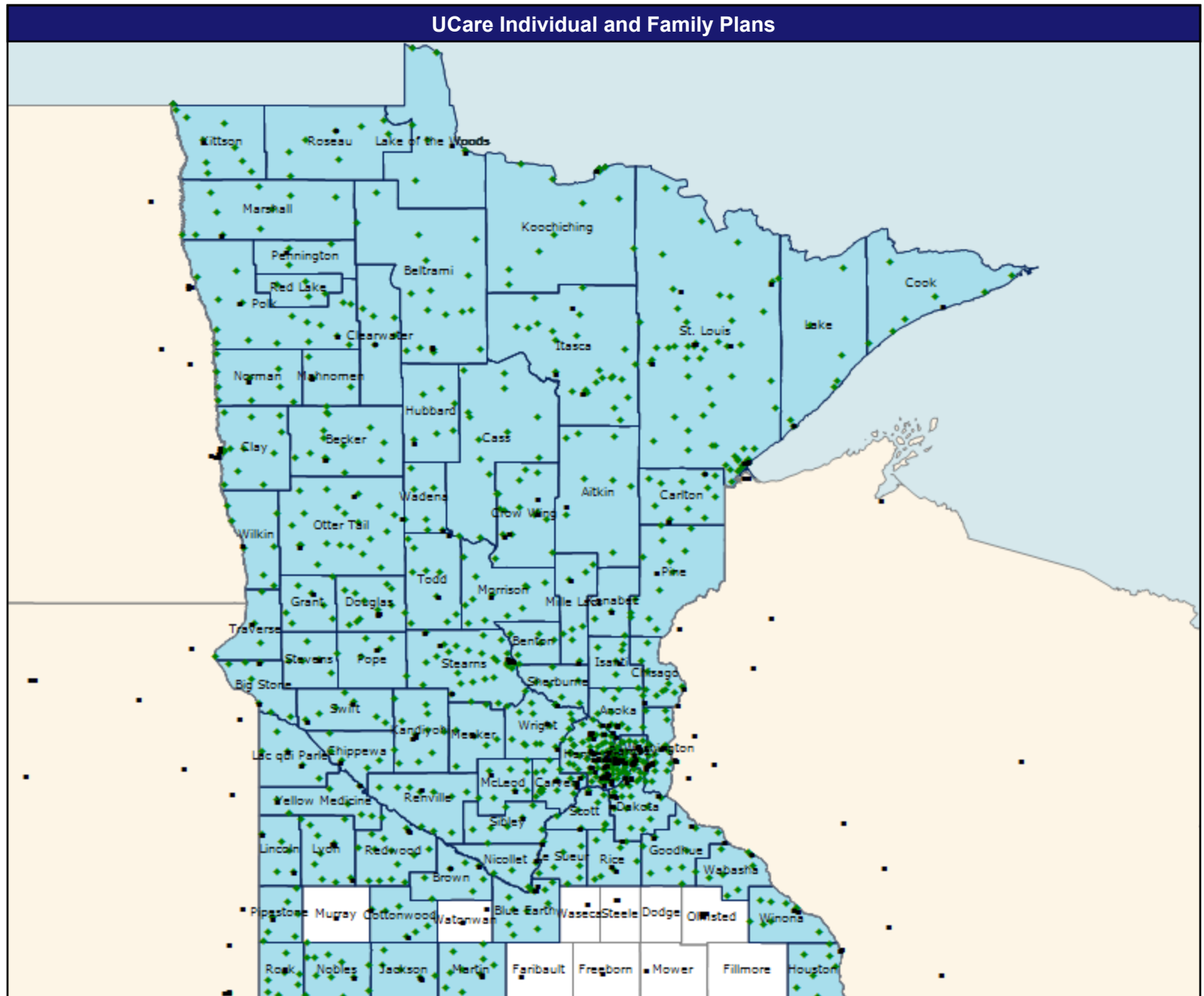
The Access Standard is defined as (Census) employees accessing:

1 (Anesthesiology Physicians and Certified Registered Nurse Anesthetists (CRNA)) provider in 60 miles and 60 minutes

Service Areas

■ IFP

61.64 miles



Access Detail By County - Anesthesiology Physicians and Certified Registered Nurse Anesthetists (CRNA)

July 10, 2024

Access Analysis
 Access Analysis
 Employee / Provider Groups
 Census
 Anesthesiology Physicians and
 Certified Registered Nurse
 Anesthetists (CRNA)

All Eligibles											
State Name	County	County SSA	Employee #	Provider		With Access		Without Access		Average Distance	Average Time
				Group	Standard	#	%	#	%	1	1
Minnesota	Aitkin	24000	8	Anesthesiology...	1 in 60 miles and...	8	100.0	0	0.0	21.8	23.7
	Anoka	24010	13	Anesthesiology...	1 in 60 miles and...	13	100.0	0	0.0	5.8	7.5
	Becker	24020	14	Anesthesiology...	1 in 60 miles and...	14	100.0	0	0.0	13.1	14.4
	Beltrami	24030	17	Anesthesiology...	1 in 60 miles and...	17	100.0	0	0.0	24.6	26.8
	Benton	24040	5	Anesthesiology...	1 in 60 miles and...	5	100.0	0	0.0	14.8	16.6
	Big Stone	24050	7	Anesthesiology...	1 in 60 miles and...	7	100.0	0	0.0	7.1	7.7
	Blue Earth	24060	12	Anesthesiology...	1 in 60 miles and...	12	100.0	0	0.0	9.7	10.6
	Brown	24070	7	Anesthesiology...	1 in 60 miles and...	7	100.0	0	0.0	9.3	10.1
	Carlton	24080	11	Anesthesiology...	1 in 60 miles and...	11	100.0	0	0.0	11.3	12.3
	Carver	24090	34	Anesthesiology...	1 in 60 miles and...	34	100.0	0	0.0	8.7	9.5
	Cass	24100	12	Anesthesiology...	1 in 60 miles and...	12	100.0	0	0.0	25.7	27.9
	Chippewa	24110	5	Anesthesiology...	1 in 60 miles and...	5	100.0	0	0.0	10.1	11.0
	Chisago	24120	11	Anesthesiology...	1 in 60 miles and...	11	100.0	0	0.0	8.6	9.3
	Clay	24130	14	Anesthesiology...	1 in 60 miles and...	14	100.0	0	0.0	13.2	15.3
	Clearwater	24140	5	Anesthesiology...	1 in 60 miles and...	5	100.0	0	0.0	12.1	13.2
	Cook	24150	7	Anesthesiology...	1 in 60 miles and...	7	100.0	0	0.0	27.3	29.7
	Cottonwood	24160	6	Anesthesiology...	1 in 60 miles and...	6	100.0	0	0.0	6.4	6.9
	Crow Wing	24170	15	Anesthesiology...	1 in 60 miles and...	15	100.0	0	0.0	10.5	11.4
	Dakota	24180	20	Anesthesiology...	1 in 60 miles and...	20	100.0	0	0.0	4.4	5.2
	Douglas	24200	11	Anesthesiology...	1 in 60 miles and...	11	100.0	0	0.0	11.9	12.9
	Goodhue	24240	10	Anesthesiology...	1 in 60 miles and...	10	100.0	0	0.0	11.3	12.3
	Grant	24250	7	Anesthesiology...	1 in 60 miles and...	7	100.0	0	0.0	12.6	13.7
	Hennepin	24260	106	Anesthesiology...	1 in 60 miles and...	106	100.0	0	0.0	3.3	4.3
	Houston	24270	7	Anesthesiology...	1 in 60 miles and...	7	100.0	0	0.0	16.2	17.6
	Hubbard	24280	6	Anesthesiology...	1 in 60 miles and...	6	100.0	0	0.0	17.6	19.2
	Isanti	24290	5	Anesthesiology...	1 in 60 miles and...	5	100.0	0	0.0	7.7	8.3
	Itasca	24300	25	Anesthesiology...	1 in 60 miles and...	25	100.0	0	0.0	13.9	15.1
	Jackson	24310	5	Anesthesiology...	1 in 60 miles and...	5	100.0	0	0.0	10.3	11.2
	Kanabec	24320	3	Anesthesiology...	1 in 60 miles and...	3	100.0	0	0.0	8.1	8.7
	Kandiyohi	24330	11	Anesthesiology...	1 in 60 miles and...	11	100.0	0	0.0	12.3	13.4
	Kittson	24340	10	Anesthesiology...	1 in 60 miles and...	10	100.0	0	0.0	17.4	19.1
	Koochiching	24350	12	Anesthesiology...	1 in 60 miles and...	12	100.0	0	0.0	22.0	24.0
	Lac qui Parle	24360	5	Anesthesiology...	1 in 60 miles and...	5	100.0	0	0.0	7.7	8.3
	Lake	24370	7	Anesthesiology...	1 in 60 miles and...	7	100.0	0	0.0	25.2	27.5
	Lake of the Woods	24380	6	Anesthesiology...	1 in 60 miles and...	6	100.0	0	0.0	25.5	27.8
	Le Sueur	24390	8	Anesthesiology...	1 in 60 miles and...	8	100.0	0	0.0	10.0	10.9
	Lincoln	24400	5	Anesthesiology...	1 in 60 miles and...	5	100.0	0	0.0	6.0	6.6
	Lyon	24410	10	Anesthesiology...	1 in 60 miles and...	10	100.0	0	0.0	10.4	11.3
	Mahnomen	24430	3	Anesthesiology...	1 in 60 miles and...	3	100.0	0	0.0	9.6	10.4
	Marshall	24440	10	Anesthesiology...	1 in 60 miles and...	10	100.0	0	0.0	18.5	20.2

Access Detail By County - Anesthesiology Physicians and Certified Registered Nurse Anesthetists (CRNA)

July 10, 2024

Access Analysis
 Access Analysis
 Employee / Provider Groups
 Census
 Anesthesiology Physicians and
 Certified Registered Nurse
 Anesthetists (CRNA)

All Eligibles											
State Name	County	County SSA	Employee #	Provider		With Access		Without Access		Average Distance	Average Time
				Group	Standard	#	%	#	%	1	1
Minnesota	Martin	24450	9	Anesthesiology...	1 in 60 miles and...	9	100.0	0	0.0	10.9	11.8
	McLeod	24420	8	Anesthesiology...	1 in 60 miles and...	8	100.0	0	0.0	9.1	9.9
	Meeker	24460	7	Anesthesiology...	1 in 60 miles and...	7	100.0	0	0.0	11.1	12.0
	Mille Lacs	24470	8	Anesthesiology...	1 in 60 miles and...	8	100.0	0	0.0	11.1	12.2
	Morrison	24480	13	Anesthesiology...	1 in 60 miles and...	13	100.0	0	0.0	13.1	14.3
	Nicollet	24510	5	Anesthesiology...	1 in 60 miles and...	5	100.0	0	0.0	8.3	9.0
	Nobles	24520	12	Anesthesiology...	1 in 60 miles and...	12	100.0	0	0.0	12.8	13.9
	Norman	24530	9	Anesthesiology...	1 in 60 miles and...	9	100.0	0	0.0	13.4	14.6
	Otter Tail	24550	20	Anesthesiology...	1 in 60 miles and...	20	100.0	0	0.0	13.3	14.5
	Pennington	24560	3	Anesthesiology...	1 in 60 miles and...	3	100.0	0	0.0	10.0	10.9
	Pine	24570	13	Anesthesiology...	1 in 60 miles and...	13	100.0	0	0.0	11.2	12.2
	Pipestone	24580	8	Anesthesiology...	1 in 60 miles and...	8	100.0	0	0.0	9.0	9.8
	Polk	24590	16	Anesthesiology...	1 in 60 miles and...	16	100.0	0	0.0	14.0	15.3
	Pope	24600	5	Anesthesiology...	1 in 60 miles and...	5	100.0	0	0.0	8.0	8.8
	Ramsey	24610	36	Anesthesiology...	1 in 60 miles and...	36	100.0	0	0.0	1.9	3.1
	Red Lake	24620	4	Anesthesiology...	1 in 60 miles and...	4	100.0	0	0.0	20.8	22.7
	Redwood	24630	14	Anesthesiology...	1 in 60 miles and...	14	100.0	0	0.0	14.3	15.5
	Renville	24640	10	Anesthesiology...	1 in 60 miles and...	10	100.0	0	0.0	10.0	10.9
	Rice	24650	8	Anesthesiology...	1 in 60 miles and...	8	100.0	0	0.0	8.1	8.8
	Rock	24660	7	Anesthesiology...	1 in 60 miles and...	7	100.0	0	0.0	9.7	10.5
	Roseau	24670	8	Anesthesiology...	1 in 60 miles and...	8	100.0	0	0.0	18.1	19.6
	Scott	24690	8	Anesthesiology...	1 in 60 miles and...	8	100.0	0	0.0	7.0	7.9
	Sherburne	24700	7	Anesthesiology...	1 in 60 miles and...	7	100.0	0	0.0	9.8	10.7
	Sibley	24710	7	Anesthesiology...	1 in 60 miles and...	7	100.0	0	0.0	10.0	11.1
	St. Louis	24680	55	Anesthesiology...	1 in 60 miles and...	55	100.0	0	0.0	11.7	12.8
	Stearns	24720	34	Anesthesiology...	1 in 60 miles and...	34	100.0	0	0.0	7.3	8.1
	Stevens	24740	5	Anesthesiology...	1 in 60 miles and...	5	100.0	0	0.0	8.8	9.6
	Swift	24750	7	Anesthesiology...	1 in 60 miles and...	7	100.0	0	0.0	8.5	9.3
	Todd	24760	9	Anesthesiology...	1 in 60 miles and...	9	100.0	0	0.0	12.3	13.3
	Traverse	24770	4	Anesthesiology...	1 in 60 miles and...	4	100.0	0	0.0	10.0	10.8
	Wabasha	24780	9	Anesthesiology...	1 in 60 miles and...	9	100.0	0	0.0	10.8	11.8
	Wadena	24790	7	Anesthesiology...	1 in 60 miles and...	7	100.0	0	0.0	9.5	10.3
	Washington	24810	21	Anesthesiology...	1 in 60 miles and...	21	100.0	0	0.0	4.5	5.3
	Wilkin	24830	7	Anesthesiology...	1 in 60 miles and...	7	100.0	0	0.0	15.9	17.3
	Winona	24840	10	Anesthesiology...	1 in 60 miles and...	10	100.0	0	0.0	11.1	12.1
	Wright	24850	31	Anesthesiology...	1 in 60 miles and...	31	100.0	0	0.0	6.3	7.0
	Yellow Medicine	24860	7	Anesthesiology...	1 in 60 miles and...	7	100.0	0	0.0	9.9	10.8
Grand Totals			946	Anesthesiology...	1 in 60 miles and...	946	100.0	0	0.0	10.5	11.6

Cardiac Surgery

July 10, 2024

Cardiac Surgery - Combined

652 providers at 194 locations

■ All providers

Access Analysis

Employee Group

Census

Provider Group

Cardiac Surgery - Combined

946 employee locations

◆ With access (904)

● Without access (42)

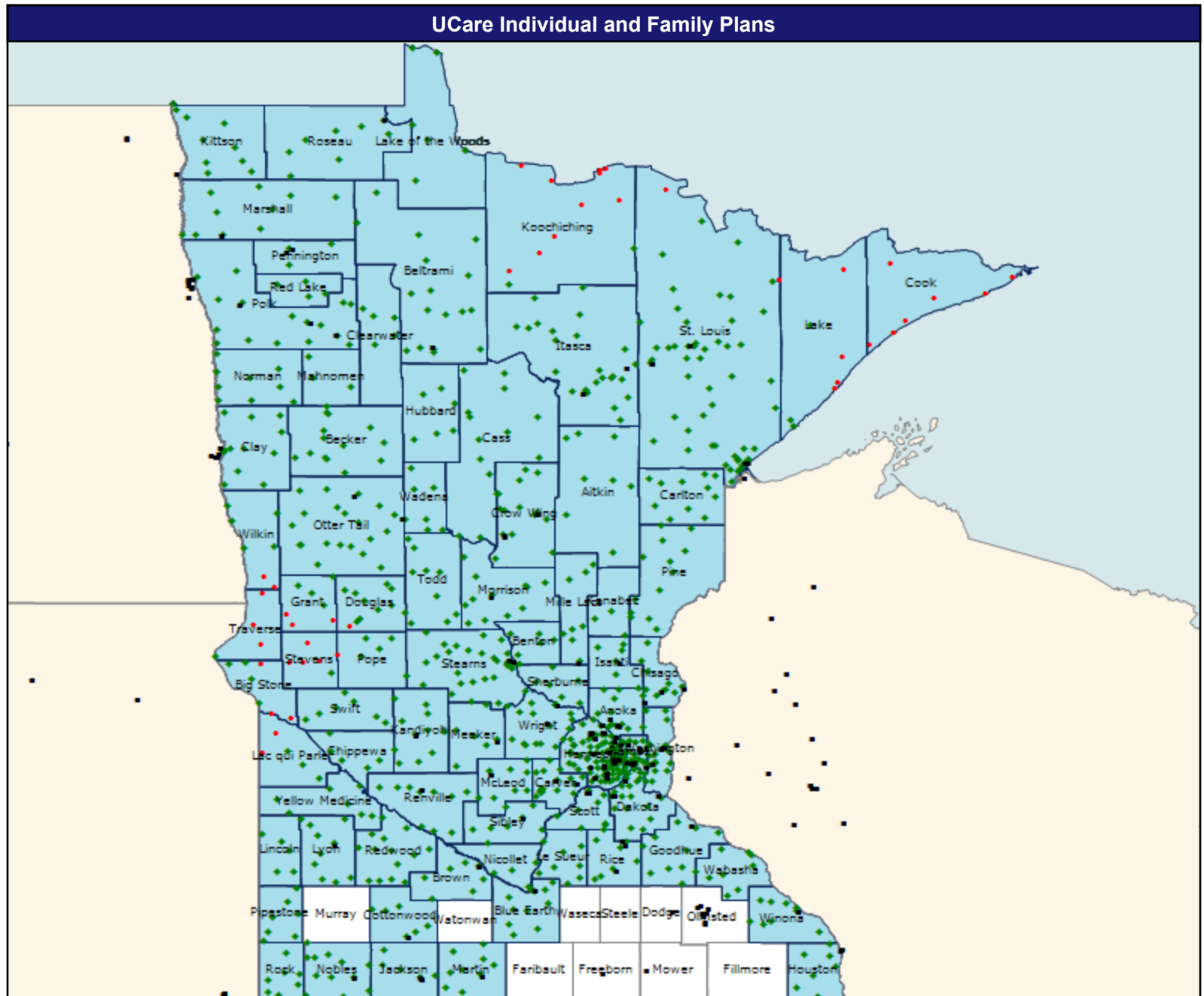
The Access Standard is defined as (Census) employees accessing:

1 (Cardiac Surgery - Combined) provider in 60 miles and 60 minutes

Service Areas

■ IFP

61.64 miles



Access Detail By County - Cardiac Surgery

July 10, 2024

Access Analysis
 Access Analysis
 Employee / Provider Groups
 Census
 Cardiac Surgery - Combined

All Eligibles											
State Name	County	County SSA	Employee #	Provider		With Access		Without Access		Average Distance	Average Time
				Group	Standard	#	%	#	%	1	1
Minnesota	Aitkin	24000	8	Cardiac Surger...	1 in 60 miles and...	8	100.0	0	0.0	29.9	32.5
	Anoka	24010	13	Cardiac Surger...	1 in 60 miles and...	13	100.0	0	0.0	5.5	6.4
	Becker	24020	14	Cardiac Surger...	1 in 60 miles and...	14	100.0	0	0.0	29.5	32.4
	Beltrami	24030	17	Cardiac Surger...	1 in 60 miles and...	17	100.0	0	0.0	25.3	27.6
	Benton	24040	5	Cardiac Surger...	1 in 60 miles and...	5	100.0	0	0.0	14.8	17.3
	Big Stone	24050	7	Cardiac Surger...	1 in 60 miles and...	4	57.1	3	42.9	54.2	59.1
	Blue Earth	24060	12	Cardiac Surger...	1 in 60 miles and...	12	100.0	0	0.0	11.8	13.0
	Brown	24070	7	Cardiac Surger...	1 in 60 miles and...	7	100.0	0	0.0	13.3	14.5
	Carlton	24080	11	Cardiac Surger...	1 in 60 miles and...	11	100.0	0	0.0	29.6	32.2
	Carver	24090	34	Cardiac Surger...	1 in 60 miles and...	34	100.0	0	0.0	9.0	9.8
	Cass	24100	12	Cardiac Surger...	1 in 60 miles and...	12	100.0	0	0.0	31.9	34.8
	Chippewa	24110	5	Cardiac Surger...	1 in 60 miles and...	5	100.0	0	0.0	33.8	36.8
	Chisago	24120	11	Cardiac Surger...	1 in 60 miles and...	11	100.0	0	0.0	6.6	7.1
	Clay	24130	14	Cardiac Surger...	1 in 60 miles and...	14	100.0	0	0.0	15.0	17.1
	Clearwater	24140	5	Cardiac Surger...	1 in 60 miles and...	5	100.0	0	0.0	21.2	23.1
	Cook	24150	7	Cardiac Surger...	1 in 60 miles and...	0	0.0	7	100.0	102.4	112.1
	Cottonwood	24160	6	Cardiac Surger...	1 in 60 miles and...	6	100.0	0	0.0	13.4	14.5
	Crow Wing	24170	15	Cardiac Surger...	1 in 60 miles and...	15	100.0	0	0.0	12.0	13.1
	Dakota	24180	20	Cardiac Surger...	1 in 60 miles and...	20	100.0	0	0.0	5.8	6.8
	Douglas	24200	11	Cardiac Surger...	1 in 60 miles and...	10	90.9	1	9.1	43.1	47.0
	Goodhue	24240	10	Cardiac Surger...	1 in 60 miles and...	10	100.0	0	0.0	13.1	14.3
	Grant	24250	7	Cardiac Surger...	1 in 60 miles and...	4	57.1	3	42.9	54.1	58.9
	Hennepin	24260	106	Cardiac Surger...	1 in 60 miles and...	106	100.0	0	0.0	4.2	5.6
	Houston	24270	7	Cardiac Surger...	1 in 60 miles and...	7	100.0	0	0.0	17.7	19.2
	Hubbard	24280	6	Cardiac Surger...	1 in 60 miles and...	6	100.0	0	0.0	30.8	33.6
	Isanti	24290	5	Cardiac Surger...	1 in 60 miles and...	5	100.0	0	0.0	7.7	8.3
	Itasca	24300	25	Cardiac Surger...	1 in 60 miles and...	25	100.0	0	0.0	20.2	22.0
	Jackson	24310	5	Cardiac Surger...	1 in 60 miles and...	5	100.0	0	0.0	10.3	11.2
	Kanabec	24320	3	Cardiac Surger...	1 in 60 miles and...	3	100.0	0	0.0	20.0	21.7
	Kandiyohi	24330	11	Cardiac Surger...	1 in 60 miles and...	11	100.0	0	0.0	13.2	14.4
	Kittson	24340	10	Cardiac Surger...	1 in 60 miles and...	10	100.0	0	0.0	26.6	29.2
	Koochiching	24350	12	Cardiac Surger...	1 in 60 miles and...	2	16.7	10	83.3	70.1	76.4
	Lac qui Parle	24360	5	Cardiac Surger...	1 in 60 miles and...	3	60.0	2	40.0	48.9	53.3
	Lake	24370	7	Cardiac Surger...	1 in 60 miles and...	3	42.9	4	57.1	54.4	62.9
	Lake of the Woods	24380	6	Cardiac Surger...	1 in 60 miles and...	6	100.0	0	0.0	31.9	34.7
	Le Sueur	24390	8	Cardiac Surger...	1 in 60 miles and...	8	100.0	0	0.0	17.8	19.4
	Lincoln	24400	5	Cardiac Surger...	1 in 60 miles and...	5	100.0	0	0.0	27.9	30.4
	Lyon	24410	10	Cardiac Surger...	1 in 60 miles and...	10	100.0	0	0.0	15.0	16.3
	Mahnomen	24430	3	Cardiac Surger...	1 in 60 miles and...	3	100.0	0	0.0	21.8	23.8
	Marshall	24440	10	Cardiac Surger...	1 in 60 miles and...	10	100.0	0	0.0	19.1	20.7

Access Detail By County - Cardiac Surgery

July 10, 2024

Access Analysis
 Access Analysis
 Employee / Provider Groups
 Census
 Cardiac Surgery - Combined

All Eligibles											
State Name	County	County SSA	Employee #	Provider		With Access		Without Access		Average Distance	Average Time
				Group	Standard	#	%	#	%	1	1
Minnesota	Martin	24450	9	Cardiac Surger...	1 in 60 miles and...	9	100.0	0	0.0	12.1	13.1
	McLeod	24420	8	Cardiac Surger...	1 in 60 miles and...	8	100.0	0	0.0	12.4	13.5
	Meeker	24460	7	Cardiac Surger...	1 in 60 miles and...	7	100.0	0	0.0	14.1	15.4
	Mille Lacs	24470	8	Cardiac Surger...	1 in 60 miles and...	8	100.0	0	0.0	22.6	24.8
	Morrison	24480	13	Cardiac Surger...	1 in 60 miles and...	13	100.0	0	0.0	15.9	17.4
	Nicollet	24510	5	Cardiac Surger...	1 in 60 miles and...	5	100.0	0	0.0	10.6	11.5
	Nobles	24520	12	Cardiac Surger...	1 in 60 miles and...	12	100.0	0	0.0	17.0	18.5
	Norman	24530	9	Cardiac Surger...	1 in 60 miles and...	9	100.0	0	0.0	30.6	33.4
	Otter Tail	24550	20	Cardiac Surger...	1 in 60 miles and...	20	100.0	0	0.0	22.0	23.9
	Pennington	24560	3	Cardiac Surger...	1 in 60 miles and...	3	100.0	0	0.0	8.6	9.3
	Pine	24570	13	Cardiac Surger...	1 in 60 miles and...	13	100.0	0	0.0	39.8	43.4
	Pipestone	24580	8	Cardiac Surger...	1 in 60 miles and...	8	100.0	0	0.0	39.8	43.4
	Polk	24590	16	Cardiac Surger...	1 in 60 miles and...	16	100.0	0	0.0	11.4	12.4
	Pope	24600	5	Cardiac Surger...	1 in 60 miles and...	4	80.0	1	20.0	49.7	54.2
	Ramsey	24610	36	Cardiac Surger...	1 in 60 miles and...	36	100.0	0	0.0	1.7	2.6
	Red Lake	24620	4	Cardiac Surger...	1 in 60 miles and...	4	100.0	0	0.0	15.7	17.1
	Redwood	24630	14	Cardiac Surger...	1 in 60 miles and...	14	100.0	0	0.0	24.8	26.9
	Renville	24640	10	Cardiac Surger...	1 in 60 miles and...	10	100.0	0	0.0	13.8	15.0
	Rice	24650	8	Cardiac Surger...	1 in 60 miles and...	8	100.0	0	0.0	8.2	8.9
	Rock	24660	7	Cardiac Surger...	1 in 60 miles and...	7	100.0	0	0.0	26.2	28.6
	Roseau	24670	8	Cardiac Surger...	1 in 60 miles and...	8	100.0	0	0.0	23.4	25.5
	Scott	24690	8	Cardiac Surger...	1 in 60 miles and...	8	100.0	0	0.0	10.6	11.9
	Sherburne	24700	7	Cardiac Surger...	1 in 60 miles and...	7	100.0	0	0.0	9.7	10.7
	Sibley	24710	7	Cardiac Surger...	1 in 60 miles and...	7	100.0	0	0.0	11.1	12.3
	St. Louis	24680	55	Cardiac Surger...	1 in 60 miles and...	53	96.4	2	3.6	19.6	22.4
	Stearns	24720	34	Cardiac Surger...	1 in 60 miles and...	34	100.0	0	0.0	14.8	17.2
	Stevens	24740	5	Cardiac Surger...	1 in 60 miles and...	1	20.0	4	80.0	63.6	69.4
	Swift	24750	7	Cardiac Surger...	1 in 60 miles and...	7	100.0	0	0.0	35.9	39.1
	Todd	24760	9	Cardiac Surger...	1 in 60 miles and...	9	100.0	0	0.0	24.7	26.9
	Traverse	24770	4	Cardiac Surger...	1 in 60 miles and...	1	25.0	3	75.0	59.5	65.5
	Wabasha	24780	9	Cardiac Surger...	1 in 60 miles and...	9	100.0	0	0.0	21.6	23.6
	Wadena	24790	7	Cardiac Surger...	1 in 60 miles and...	7	100.0	0	0.0	15.7	17.1
	Washington	24810	21	Cardiac Surger...	1 in 60 miles and...	21	100.0	0	0.0	5.1	6.2
	Wilkin	24830	7	Cardiac Surger...	1 in 60 miles and...	5	71.4	2	28.6	43.1	48.5
	Winona	24840	10	Cardiac Surger...	1 in 60 miles and...	10	100.0	0	0.0	12.2	13.2
	Wright	24850	31	Cardiac Surger...	1 in 60 miles and...	31	100.0	0	0.0	6.3	7.0
	Yellow Medicine	24860	7	Cardiac Surger...	1 in 60 miles and...	7	100.0	0	0.0	27.8	30.3
Grand Totals			946	Cardiac Surger...	1 in 60 miles and...	904	95.6	42	4.4	18.7	20.8

Cardiovascular Disease

July 10, 2024

Cardiovascular Disease

6,908 providers at 442 locations

■ All providers

Access Analysis

Employee Group

Census

Provider Group

Cardiovascular Disease

946 employee locations

◆ With access (939)

● Without access (7)

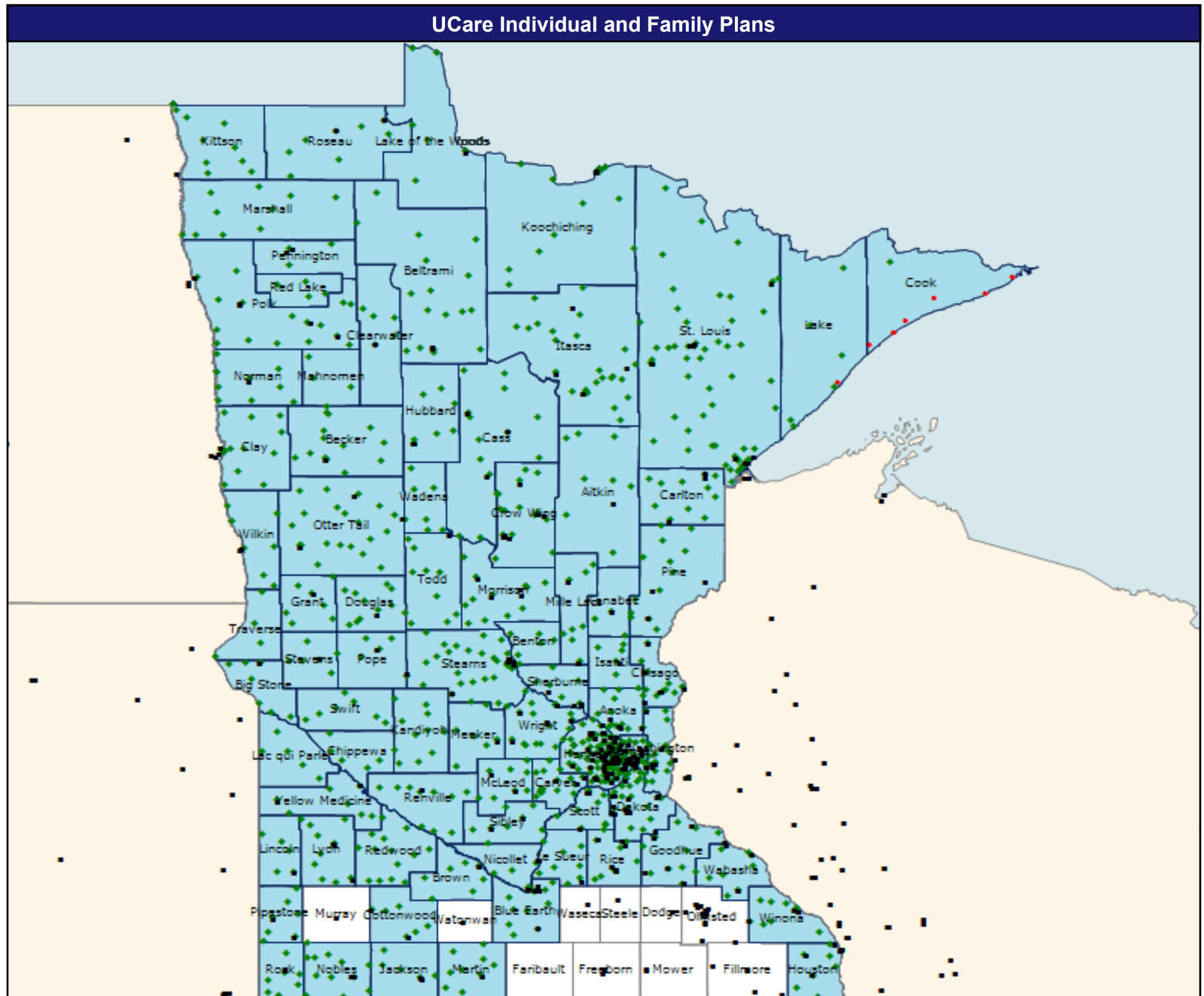
The Access Standard is defined as
(Census) employees accessing:

1 (Cardiovascular Disease) provider in
60 miles and 60 minutes

Service Areas

■ IFP

61.64 miles



Access Detail By County - Cardiovascular Disease

July 10, 2024

Access Analysis
 Access Analysis
 Employee / Provider Groups
 Census
 Cardiovascular Disease

All Eligibles											
State Name	County	County SSA	Employee #	Provider		With Access		Without Access		Average Distance	Average Time
				Group	Standard	#	%	#	%	1	1
Minnesota	Aitkin	24000	8	Cardiovascular...	1 in 60 miles and...	8	100.0	0	0.0	18.3	20.0
	Anoka	24010	13	Cardiovascular...	1 in 60 miles and...	13	100.0	0	0.0	5.3	6.2
	Becker	24020	14	Cardiovascular...	1 in 60 miles and...	14	100.0	0	0.0	13.5	14.8
	Beltrami	24030	17	Cardiovascular...	1 in 60 miles and...	17	100.0	0	0.0	24.3	26.4
	Benton	24040	5	Cardiovascular...	1 in 60 miles and...	5	100.0	0	0.0	14.6	15.9
	Big Stone	24050	7	Cardiovascular...	1 in 60 miles and...	7	100.0	0	0.0	12.0	13.1
	Blue Earth	24060	12	Cardiovascular...	1 in 60 miles and...	12	100.0	0	0.0	7.2	7.9
	Brown	24070	7	Cardiovascular...	1 in 60 miles and...	7	100.0	0	0.0	13.0	14.1
	Carlton	24080	11	Cardiovascular...	1 in 60 miles and...	11	100.0	0	0.0	10.7	11.6
	Carver	24090	34	Cardiovascular...	1 in 60 miles and...	34	100.0	0	0.0	8.8	9.6
	Cass	24100	12	Cardiovascular...	1 in 60 miles and...	12	100.0	0	0.0	11.3	12.3
	Chippewa	24110	5	Cardiovascular...	1 in 60 miles and...	5	100.0	0	0.0	20.7	22.5
	Chisago	24120	11	Cardiovascular...	1 in 60 miles and...	11	100.0	0	0.0	3.1	3.4
	Clay	24130	14	Cardiovascular...	1 in 60 miles and...	14	100.0	0	0.0	13.7	15.5
	Clearwater	24140	5	Cardiovascular...	1 in 60 miles and...	5	100.0	0	0.0	12.1	13.2
	Cook	24150	7	Cardiovascular...	1 in 60 miles and...	1	14.3	6	85.7	70.0	76.3
	Cottonwood	24160	6	Cardiovascular...	1 in 60 miles and...	6	100.0	0	0.0	6.4	6.9
	Crow Wing	24170	15	Cardiovascular...	1 in 60 miles and...	15	100.0	0	0.0	8.0	8.6
	Dakota	24180	20	Cardiovascular...	1 in 60 miles and...	20	100.0	0	0.0	3.8	4.5
	Douglas	24200	11	Cardiovascular...	1 in 60 miles and...	11	100.0	0	0.0	12.2	13.3
	Goodhue	24240	10	Cardiovascular...	1 in 60 miles and...	10	100.0	0	0.0	5.0	5.4
	Grant	24250	7	Cardiovascular...	1 in 60 miles and...	7	100.0	0	0.0	13.3	14.5
	Hennepin	24260	106	Cardiovascular...	1 in 60 miles and...	106	100.0	0	0.0	2.6	3.6
	Houston	24270	7	Cardiovascular...	1 in 60 miles and...	7	100.0	0	0.0	5.8	6.3
	Hubbard	24280	6	Cardiovascular...	1 in 60 miles and...	6	100.0	0	0.0	13.0	14.1
	Isanti	24290	5	Cardiovascular...	1 in 60 miles and...	5	100.0	0	0.0	7.7	8.3
	Itasca	24300	25	Cardiovascular...	1 in 60 miles and...	25	100.0	0	0.0	11.9	12.9
	Jackson	24310	5	Cardiovascular...	1 in 60 miles and...	5	100.0	0	0.0	10.1	10.9
	Kanabec	24320	3	Cardiovascular...	1 in 60 miles and...	3	100.0	0	0.0	7.9	8.6
	Kandiyohi	24330	11	Cardiovascular...	1 in 60 miles and...	11	100.0	0	0.0	19.6	21.3
	Kittson	24340	10	Cardiovascular...	1 in 60 miles and...	10	100.0	0	0.0	26.6	29.2
	Koochiching	24350	12	Cardiovascular...	1 in 60 miles and...	12	100.0	0	0.0	22.5	24.5
	Lac qui Parle	24360	5	Cardiovascular...	1 in 60 miles and...	5	100.0	0	0.0	22.1	24.1
	Lake	24370	7	Cardiovascular...	1 in 60 miles and...	6	85.7	1	14.3	41.0	44.8
	Lake of the Woods	24380	6	Cardiovascular...	1 in 60 miles and...	6	100.0	0	0.0	23.5	25.6
	Le Sueur	24390	8	Cardiovascular...	1 in 60 miles and...	8	100.0	0	0.0	7.9	8.5
	Lincoln	24400	5	Cardiovascular...	1 in 60 miles and...	5	100.0	0	0.0	11.2	12.2
	Lyon	24410	10	Cardiovascular...	1 in 60 miles and...	10	100.0	0	0.0	10.4	11.3
	Mahnomen	24430	3	Cardiovascular...	1 in 60 miles and...	3	100.0	0	0.0	21.5	23.4
	Marshall	24440	10	Cardiovascular...	1 in 60 miles and...	10	100.0	0	0.0	24.8	27.0

Access Detail By County - Cardiovascular Disease

July 10, 2024

Access Analysis
 Access Analysis
 Employee / Provider Groups
 Census
 Cardiovascular Disease

All Eligibles											
State Name	County	County SSA	Employee #	Provider		With Access		Without Access		Average Distance	Average Time
				Group	Standard	#	%	#	%	1	1
Minnesota	Martin	24450	9	Cardiovascular...	1 in 60 miles and...	9	100.0	0	0.0	11.2	12.2
	McLeod	24420	8	Cardiovascular...	1 in 60 miles and...	8	100.0	0	0.0	8.9	9.7
	Meeker	24460	7	Cardiovascular...	1 in 60 miles and...	7	100.0	0	0.0	11.4	12.4
	Mille Lacs	24470	8	Cardiovascular...	1 in 60 miles and...	8	100.0	0	0.0	11.6	12.8
	Morrison	24480	13	Cardiovascular...	1 in 60 miles and...	13	100.0	0	0.0	8.9	9.7
	Nicollet	24510	5	Cardiovascular...	1 in 60 miles and...	5	100.0	0	0.0	6.6	7.2
	Nobles	24520	12	Cardiovascular...	1 in 60 miles and...	12	100.0	0	0.0	11.6	12.6
	Norman	24530	9	Cardiovascular...	1 in 60 miles and...	9	100.0	0	0.0	15.7	17.1
	Otter Tail	24550	20	Cardiovascular...	1 in 60 miles and...	20	100.0	0	0.0	13.3	14.5
	Pennington	24560	3	Cardiovascular...	1 in 60 miles and...	3	100.0	0	0.0	8.6	9.3
	Pine	24570	13	Cardiovascular...	1 in 60 miles and...	13	100.0	0	0.0	10.6	11.6
	Pipestone	24580	8	Cardiovascular...	1 in 60 miles and...	8	100.0	0	0.0	6.8	7.4
	Polk	24590	16	Cardiovascular...	1 in 60 miles and...	16	100.0	0	0.0	11.2	12.2
	Pope	24600	5	Cardiovascular...	1 in 60 miles and...	5	100.0	0	0.0	7.9	8.6
	Ramsey	24610	36	Cardiovascular...	1 in 60 miles and...	36	100.0	0	0.0	1.1	1.8
	Red Lake	24620	4	Cardiovascular...	1 in 60 miles and...	4	100.0	0	0.0	15.7	17.1
	Redwood	24630	14	Cardiovascular...	1 in 60 miles and...	14	100.0	0	0.0	20.1	21.9
	Renville	24640	10	Cardiovascular...	1 in 60 miles and...	10	100.0	0	0.0	12.3	13.4
	Rice	24650	8	Cardiovascular...	1 in 60 miles and...	8	100.0	0	0.0	4.6	5.0
	Rock	24660	7	Cardiovascular...	1 in 60 miles and...	7	100.0	0	0.0	9.3	10.1
	Roseau	24670	8	Cardiovascular...	1 in 60 miles and...	8	100.0	0	0.0	13.4	14.6
	Scott	24690	8	Cardiovascular...	1 in 60 miles and...	8	100.0	0	0.0	6.5	7.3
	Sherburne	24700	7	Cardiovascular...	1 in 60 miles and...	7	100.0	0	0.0	5.8	6.3
	Sibley	24710	7	Cardiovascular...	1 in 60 miles and...	7	100.0	0	0.0	7.3	8.1
	St. Louis	24680	55	Cardiovascular...	1 in 60 miles and...	55	100.0	0	0.0	14.1	15.4
	Stearns	24720	34	Cardiovascular...	1 in 60 miles and...	34	100.0	0	0.0	8.7	9.7
	Stevens	24740	5	Cardiovascular...	1 in 60 miles and...	5	100.0	0	0.0	9.1	9.9
	Swift	24750	7	Cardiovascular...	1 in 60 miles and...	7	100.0	0	0.0	27.1	29.5
	Todd	24760	9	Cardiovascular...	1 in 60 miles and...	9	100.0	0	0.0	20.2	22.0
	Traverse	24770	4	Cardiovascular...	1 in 60 miles and...	4	100.0	0	0.0	15.8	17.1
	Wabasha	24780	9	Cardiovascular...	1 in 60 miles and...	9	100.0	0	0.0	6.1	6.6
	Wadena	24790	7	Cardiovascular...	1 in 60 miles and...	7	100.0	0	0.0	11.0	12.0
	Washington	24810	21	Cardiovascular...	1 in 60 miles and...	21	100.0	0	0.0	4.0	4.8
	Wilkin	24830	7	Cardiovascular...	1 in 60 miles and...	7	100.0	0	0.0	15.8	17.2
	Winona	24840	10	Cardiovascular...	1 in 60 miles and...	10	100.0	0	0.0	6.7	7.3
	Wright	24850	31	Cardiovascular...	1 in 60 miles and...	31	100.0	0	0.0	3.7	4.0
	Yellow Medicine	24860	7	Cardiovascular...	1 in 60 miles and...	7	100.0	0	0.0	9.9	10.8
Grand Totals			946	Cardiovascular...	1 in 60 miles and...	939	99.3	7	0.7	10.8	11.9

Chiropractic and Acupuncture Services

July 10, 2024

Chiropractic Services
 2,029 providers at 1,205 locations
 ■ All providers

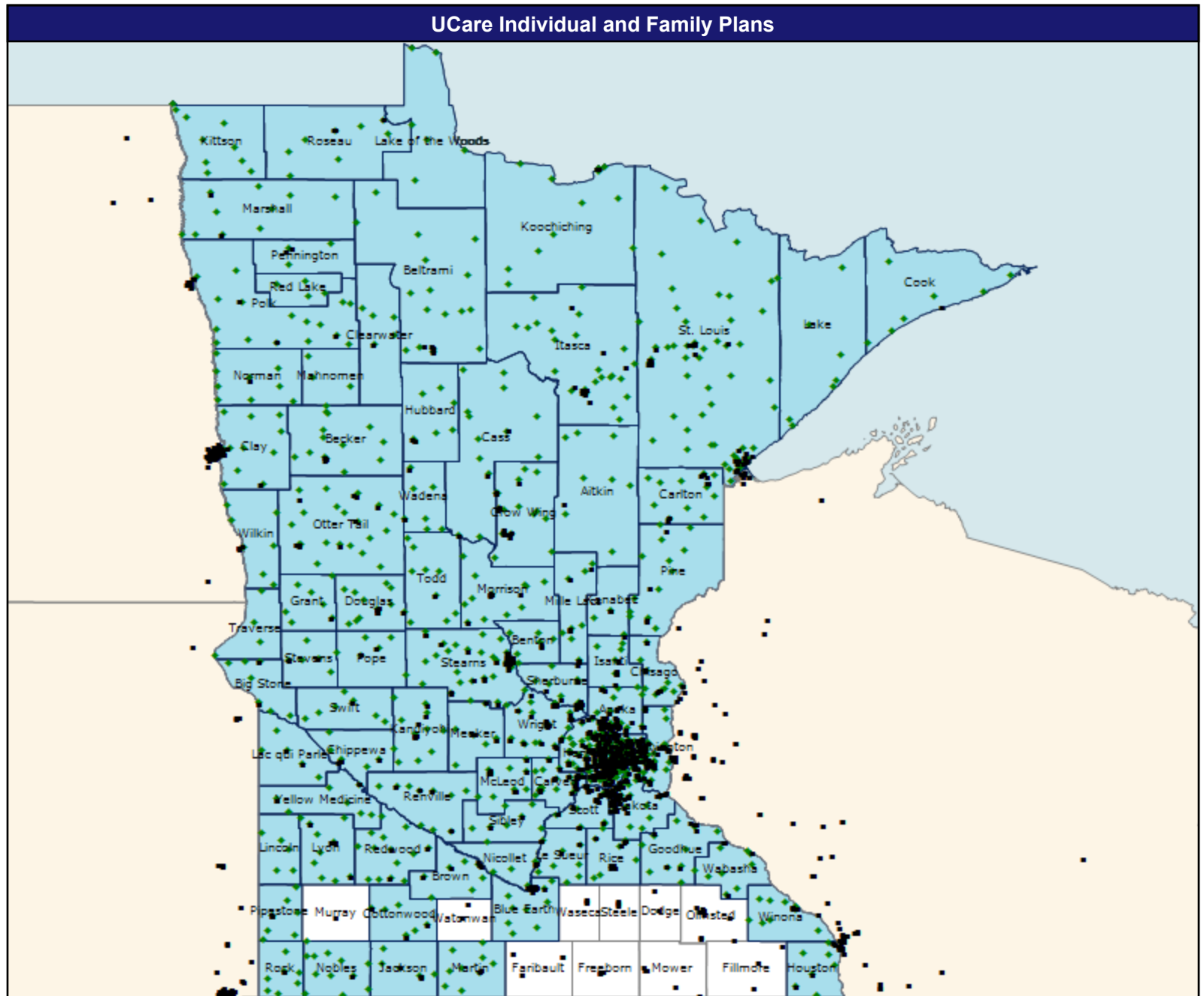
Access Analysis
 Employee Group
 Census
 Provider Group
 Chiropractic Services

946 employee locations
 ◆ With access (946)
 ● Without access (0)

The Access Standard is defined as
 (Census) employees accessing:
 1 (Chiropractic Services) provider in 60
 miles and 60 minutes

Service Areas
 ■ IFP

61.64 miles



Access Detail By County - Chiropractic and Acupuncture Services

July 10, 2024

Access Analysis
 Access Analysis
 Employee / Provider Groups
 Census
 Chiropractic Services

All Eligibles											
State Name	County	County SSA	Employee #	Provider		With Access		Without Access		Average Distance	Average Time
				Group	Standard	#	%	#	%	1	1
Minnesota	Aitkin	24000	8	Chiropractic Se...	1 in 60 miles and...	8	100.0	0	0.0	19.8	21.6
	Anoka	24010	13	Chiropractic Se...	1 in 60 miles and...	13	100.0	0	0.0	2.2	2.5
	Becker	24020	14	Chiropractic Se...	1 in 60 miles and...	14	100.0	0	0.0	12.6	13.8
	Beltrami	24030	17	Chiropractic Se...	1 in 60 miles and...	17	100.0	0	0.0	24.3	26.5
	Benton	24040	5	Chiropractic Se...	1 in 60 miles and...	5	100.0	0	0.0	5.4	5.9
	Big Stone	24050	7	Chiropractic Se...	1 in 60 miles and...	7	100.0	0	0.0	8.0	8.7
	Blue Earth	24060	12	Chiropractic Se...	1 in 60 miles and...	12	100.0	0	0.0	7.6	8.3
	Brown	24070	7	Chiropractic Se...	1 in 60 miles and...	7	100.0	0	0.0	4.9	5.3
	Carlton	24080	11	Chiropractic Se...	1 in 60 miles and...	11	100.0	0	0.0	9.4	10.2
	Carver	24090	34	Chiropractic Se...	1 in 60 miles and...	34	100.0	0	0.0	1.5	1.7
	Cass	24100	12	Chiropractic Se...	1 in 60 miles and...	12	100.0	0	0.0	15.0	16.3
	Chippewa	24110	5	Chiropractic Se...	1 in 60 miles and...	5	100.0	0	0.0	6.7	7.3
	Chisago	24120	11	Chiropractic Se...	1 in 60 miles and...	11	100.0	0	0.0	3.0	3.3
	Clay	24130	14	Chiropractic Se...	1 in 60 miles and...	14	100.0	0	0.0	9.9	10.8
	Clearwater	24140	5	Chiropractic Se...	1 in 60 miles and...	5	100.0	0	0.0	12.5	13.6
	Cook	24150	7	Chiropractic Se...	1 in 60 miles and...	7	100.0	0	0.0	27.4	29.8
	Cottonwood	24160	6	Chiropractic Se...	1 in 60 miles and...	6	100.0	0	0.0	4.4	4.7
	Crow Wing	24170	15	Chiropractic Se...	1 in 60 miles and...	15	100.0	0	0.0	7.4	8.1
	Dakota	24180	20	Chiropractic Se...	1 in 60 miles and...	20	100.0	0	0.0	2.5	2.8
	Douglas	24200	11	Chiropractic Se...	1 in 60 miles and...	11	100.0	0	0.0	9.7	10.5
	Goodhue	24240	10	Chiropractic Se...	1 in 60 miles and...	10	100.0	0	0.0	5.3	5.8
	Grant	24250	7	Chiropractic Se...	1 in 60 miles and...	7	100.0	0	0.0	14.2	15.4
	Hennepin	24260	106	Chiropractic Se...	1 in 60 miles and...	106	100.0	0	0.0	0.9	1.2
	Houston	24270	7	Chiropractic Se...	1 in 60 miles and...	7	100.0	0	0.0	6.0	6.5
	Hubbard	24280	6	Chiropractic Se...	1 in 60 miles and...	6	100.0	0	0.0	15.9	17.2
	Isanti	24290	5	Chiropractic Se...	1 in 60 miles and...	5	100.0	0	0.0	5.4	5.8
	Itasca	24300	25	Chiropractic Se...	1 in 60 miles and...	25	100.0	0	0.0	11.5	12.5
	Jackson	24310	5	Chiropractic Se...	1 in 60 miles and...	5	100.0	0	0.0	6.3	6.8
	Kanabec	24320	3	Chiropractic Se...	1 in 60 miles and...	3	100.0	0	0.0	3.8	4.1
	Kandiyohi	24330	11	Chiropractic Se...	1 in 60 miles and...	11	100.0	0	0.0	8.3	9.0
	Kittson	24340	10	Chiropractic Se...	1 in 60 miles and...	10	100.0	0	0.0	24.6	27.1
	Koochiching	24350	12	Chiropractic Se...	1 in 60 miles and...	12	100.0	0	0.0	22.9	24.9
	Lac qui Parle	24360	5	Chiropractic Se...	1 in 60 miles and...	5	100.0	0	0.0	7.6	8.2
	Lake	24370	7	Chiropractic Se...	1 in 60 miles and...	7	100.0	0	0.0	41.9	45.6
	Lake of the Woods	24380	6	Chiropractic Se...	1 in 60 miles and...	6	100.0	0	0.0	31.8	34.7
	Le Sueur	24390	8	Chiropractic Se...	1 in 60 miles and...	8	100.0	0	0.0	6.1	6.6
	Lincoln	24400	5	Chiropractic Se...	1 in 60 miles and...	5	100.0	0	0.0	20.2	22.0
	Lyon	24410	10	Chiropractic Se...	1 in 60 miles and...	10	100.0	0	0.0	7.6	8.3
	Mahnomen	24430	3	Chiropractic Se...	1 in 60 miles and...	3	100.0	0	0.0	23.2	25.3
	Marshall	24440	10	Chiropractic Se...	1 in 60 miles and...	10	100.0	0	0.0	15.2	16.6

Access Detail By County - Chiropractic and Acupuncture Services

July 10, 2024

Access Analysis
 Access Analysis
 Employee / Provider Groups
 Census
 Chiropractic Services

All Eligibles											
State Name	County	County SSA	Employee #	Provider		With Access		Without Access		Average Distance	Average Time
				Group	Standard	#	%	#	%	1	1
Minnesota	Martin	24450	9	Chiropractic Se...	1 in 60 miles and...	9	100.0	0	0.0	10.5	11.4
	McLeod	24420	8	Chiropractic Se...	1 in 60 miles and...	8	100.0	0	0.0	5.3	5.8
	Meeker	24460	7	Chiropractic Se...	1 in 60 miles and...	7	100.0	0	0.0	5.9	6.4
	Mille Lacs	24470	8	Chiropractic Se...	1 in 60 miles and...	8	100.0	0	0.0	2.9	3.1
	Morrison	24480	13	Chiropractic Se...	1 in 60 miles and...	13	100.0	0	0.0	7.2	7.9
	Nicollet	24510	5	Chiropractic Se...	1 in 60 miles and...	5	100.0	0	0.0	5.8	6.3
	Nobles	24520	12	Chiropractic Se...	1 in 60 miles and...	12	100.0	0	0.0	13.1	14.2
	Norman	24530	9	Chiropractic Se...	1 in 60 miles and...	9	100.0	0	0.0	15.1	16.4
	Otter Tail	24550	20	Chiropractic Se...	1 in 60 miles and...	20	100.0	0	0.0	7.5	8.1
	Pennington	24560	3	Chiropractic Se...	1 in 60 miles and...	3	100.0	0	0.0	8.6	9.3
	Pine	24570	13	Chiropractic Se...	1 in 60 miles and...	13	100.0	0	0.0	9.5	10.3
	Pipestone	24580	8	Chiropractic Se...	1 in 60 miles and...	8	100.0	0	0.0	10.7	11.7
	Polk	24590	16	Chiropractic Se...	1 in 60 miles and...	16	100.0	0	0.0	11.7	12.7
	Pope	24600	5	Chiropractic Se...	1 in 60 miles and...	5	100.0	0	0.0	6.3	6.8
	Ramsey	24610	36	Chiropractic Se...	1 in 60 miles and...	36	100.0	0	0.0	0.7	1.3
	Red Lake	24620	4	Chiropractic Se...	1 in 60 miles and...	4	100.0	0	0.0	20.2	22.0
	Redwood	24630	14	Chiropractic Se...	1 in 60 miles and...	14	100.0	0	0.0	8.2	8.9
	Renville	24640	10	Chiropractic Se...	1 in 60 miles and...	10	100.0	0	0.0	5.9	6.4
	Rice	24650	8	Chiropractic Se...	1 in 60 miles and...	8	100.0	0	0.0	4.7	5.1
	Rock	24660	7	Chiropractic Se...	1 in 60 miles and...	7	100.0	0	0.0	8.0	8.7
	Roseau	24670	8	Chiropractic Se...	1 in 60 miles and...	8	100.0	0	0.0	13.5	14.7
	Scott	24690	8	Chiropractic Se...	1 in 60 miles and...	8	100.0	0	0.0	0.9	1.0
	Sherburne	24700	7	Chiropractic Se...	1 in 60 miles and...	7	100.0	0	0.0	4.0	4.4
	Sibley	24710	7	Chiropractic Se...	1 in 60 miles and...	7	100.0	0	0.0	6.0	6.7
	St. Louis	24680	55	Chiropractic Se...	1 in 60 miles and...	55	100.0	0	0.0	13.8	15.2
	Stearns	24720	34	Chiropractic Se...	1 in 60 miles and...	34	100.0	0	0.0	3.7	4.1
	Stevens	24740	5	Chiropractic Se...	1 in 60 miles and...	5	100.0	0	0.0	6.0	6.5
	Swift	24750	7	Chiropractic Se...	1 in 60 miles and...	7	100.0	0	0.0	12.4	13.4
	Todd	24760	9	Chiropractic Se...	1 in 60 miles and...	9	100.0	0	0.0	10.6	11.5
	Traverse	24770	4	Chiropractic Se...	1 in 60 miles and...	4	100.0	0	0.0	16.3	17.7
	Wabasha	24780	9	Chiropractic Se...	1 in 60 miles and...	9	100.0	0	0.0	6.1	6.6
	Wadena	24790	7	Chiropractic Se...	1 in 60 miles and...	7	100.0	0	0.0	8.7	9.5
	Washington	24810	21	Chiropractic Se...	1 in 60 miles and...	21	100.0	0	0.0	2.2	2.5
	Wilkin	24830	7	Chiropractic Se...	1 in 60 miles and...	7	100.0	0	0.0	15.2	16.6
	Winona	24840	10	Chiropractic Se...	1 in 60 miles and...	10	100.0	0	0.0	8.4	9.1
	Wright	24850	31	Chiropractic Se...	1 in 60 miles and...	31	100.0	0	0.0	0.9	1.0
	Yellow Medicine	24860	7	Chiropractic Se...	1 in 60 miles and...	7	100.0	0	0.0	9.9	10.8
Grand Totals			946	Chiropractic Se...	1 in 60 miles and...	946	100.0	0	0.0	8.2	9.0

Colon and Rectal Surgery

July 10, 2024

Colon and Rectal Surgery

124 providers at 66 locations

■ All providers

Access Analysis

Employee Group

Census

Provider Group

Colon and Rectal Surgery

946 employee locations

◆ With access (688)

● Without access (258)

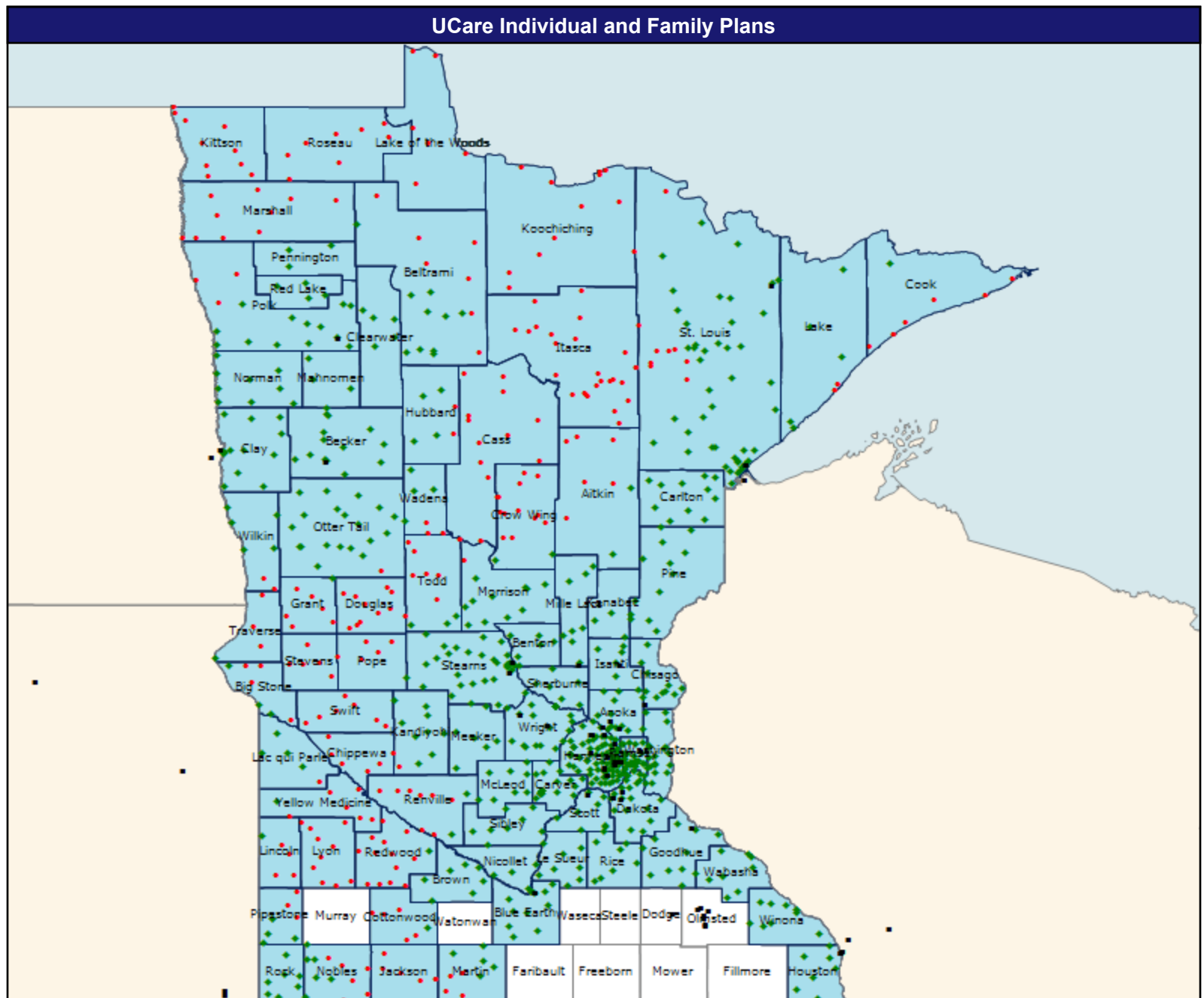
The Access Standard is defined as
(Census) employees accessing:

1 (Colon and Rectal Surgery) provider
in 60 miles and 60 minutes

Service Areas

■ IFP

61.64 miles



Access Detail By County - Colon and Rectal Surgery

July 10, 2024

Access Analysis
 Access Analysis
 Employee / Provider Groups
 Census
 Colon and Rectal Surgery

All Eligibles											
State Name	County	County SSA	Employee #	Provider		With Access		Without Access		Average Distance	Average Time
				Group	Standard	#	%	#	%	1	1
Minnesota	Aitkin	24000	8	Colon and Rect...	1 in 60 miles and...	2	25.0	6	75.0	62.5	68.8
	Anoka	24010	13	Colon and Rect...	1 in 60 miles and...	13	100.0	0	0.0	5.6	6.7
	Becker	24020	14	Colon and Rect...	1 in 60 miles and...	14	100.0	0	0.0	15.4	16.9
	Beltrami	24030	17	Colon and Rect...	1 in 60 miles and...	10	58.8	7	41.2	52.3	57.1
	Benton	24040	5	Colon and Rect...	1 in 60 miles and...	5	100.0	0	0.0	15.0	17.6
	Big Stone	24050	7	Colon and Rect...	1 in 60 miles and...	3	42.9	4	57.1	57.0	62.1
	Blue Earth	24060	12	Colon and Rect...	1 in 60 miles and...	12	100.0	0	0.0	11.7	12.8
	Brown	24070	7	Colon and Rect...	1 in 60 miles and...	7	100.0	0	0.0	36.8	40.1
	Carlton	24080	11	Colon and Rect...	1 in 60 miles and...	11	100.0	0	0.0	29.6	32.2
	Carver	24090	34	Colon and Rect...	1 in 60 miles and...	34	100.0	0	0.0	19.2	20.9
	Cass	24100	12	Colon and Rect...	1 in 60 miles and...	0	0.0	12	100.0	71.6	78.6
	Chippewa	24110	5	Colon and Rect...	1 in 60 miles and...	0	0.0	5	100.0	69.4	75.6
	Chisago	24120	11	Colon and Rect...	1 in 60 miles and...	11	100.0	0	0.0	12.6	13.7
	Clay	24130	14	Colon and Rect...	1 in 60 miles and...	14	100.0	0	0.0	15.4	16.9
	Clearwater	24140	5	Colon and Rect...	1 in 60 miles and...	5	100.0	0	0.0	22.7	24.7
	Cook	24150	7	Colon and Rect...	1 in 60 miles and...	1	14.3	6	85.7	70.0	76.3
	Cottonwood	24160	6	Colon and Rect...	1 in 60 miles and...	1	16.7	5	83.3	63.5	69.2
	Crow Wing	24170	15	Colon and Rect...	1 in 60 miles and...	2	13.3	13	86.7	65.6	75.4
	Dakota	24180	20	Colon and Rect...	1 in 60 miles and...	20	100.0	0	0.0	9.1	11.7
	Douglas	24200	11	Colon and Rect...	1 in 60 miles and...	0	0.0	11	100.0	64.7	71.3
	Goodhue	24240	10	Colon and Rect...	1 in 60 miles and...	10	100.0	0	0.0	16.3	17.8
	Grant	24250	7	Colon and Rect...	1 in 60 miles and...	1	14.3	6	85.7	63.3	69.0
	Hennepin	24260	106	Colon and Rect...	1 in 60 miles and...	106	100.0	0	0.0	4.7	6.5
	Houston	24270	7	Colon and Rect...	1 in 60 miles and...	7	100.0	0	0.0	17.7	19.2
	Hubbard	24280	6	Colon and Rect...	1 in 60 miles and...	4	66.7	2	33.3	53.0	57.8
	Isanti	24290	5	Colon and Rect...	1 in 60 miles and...	5	100.0	0	0.0	7.7	8.3
	Itasca	24300	25	Colon and Rect...	1 in 60 miles and...	0	0.0	25	100.0	78.1	87.7
	Jackson	24310	5	Colon and Rect...	1 in 60 miles and...	0	0.0	5	100.0	72.2	80.1
	Kanabec	24320	3	Colon and Rect...	1 in 60 miles and...	3	100.0	0	0.0	20.0	21.7
	Kandiyohi	24330	11	Colon and Rect...	1 in 60 miles and...	9	81.8	2	18.2	49.0	53.4
	Kittson	24340	10	Colon and Rect...	1 in 60 miles and...	0	0.0	10	100.0	102.3	112.8
	Koochiching	24350	12	Colon and Rect...	1 in 60 miles and...	0	0.0	12	100.0	88.4	96.4
	Lac qui Parle	24360	5	Colon and Rect...	1 in 60 miles and...	4	80.0	1	20.0	49.5	53.9
	Lake	24370	7	Colon and Rect...	1 in 60 miles and...	5	71.4	2	28.6	43.3	49.0
	Lake of the Woods	24380	6	Colon and Rect...	1 in 60 miles and...	0	0.0	6	100.0	104.6	114.1
	Le Sueur	24390	8	Colon and Rect...	1 in 60 miles and...	8	100.0	0	0.0	20.8	22.7
	Lincoln	24400	5	Colon and Rect...	1 in 60 miles and...	1	20.0	4	80.0	61.7	70.0
	Lyon	24410	10	Colon and Rect...	1 in 60 miles and...	0	0.0	10	100.0	73.9	82.8
	Mahnomen	24430	3	Colon and Rect...	1 in 60 miles and...	3	100.0	0	0.0	23.4	25.5
	Marshall	24440	10	Colon and Rect...	1 in 60 miles and...	0	0.0	10	100.0	74.4	81.1

Access Detail By County - Colon and Rectal Surgery

July 10, 2024

Access Analysis
 Access Analysis
 Employee / Provider Groups
 Census
 Colon and Rectal Surgery

All Eligibles											
State Name	County	County SSA	Employee #	Provider		With Access		Without Access		Average Distance	Average Time
				Group	Standard	#	%	#	%	1	1
Minnesota	Martin	24450	9	Colon and Rect...	1 in 60 miles and...	5	55.6	4	44.4	54.0	58.9
	McLeod	24420	8	Colon and Rect...	1 in 60 miles and...	8	100.0	0	0.0	32.2	35.1
	Meeker	24460	7	Colon and Rect...	1 in 60 miles and...	7	100.0	0	0.0	27.3	29.8
	Mille Lacs	24470	8	Colon and Rect...	1 in 60 miles and...	8	100.0	0	0.0	23.0	25.2
	Morrison	24480	13	Colon and Rect...	1 in 60 miles and...	11	84.6	2	15.4	36.8	43.1
	Nicollet	24510	5	Colon and Rect...	1 in 60 miles and...	5	100.0	0	0.0	18.5	20.1
	Nobles	24520	12	Colon and Rect...	1 in 60 miles and...	6	50.0	6	50.0	51.4	61.7
	Norman	24530	9	Colon and Rect...	1 in 60 miles and...	9	100.0	0	0.0	33.1	36.0
	Otter Tail	24550	20	Colon and Rect...	1 in 60 miles and...	19	95.0	1	5.0	37.4	40.8
	Pennington	24560	3	Colon and Rect...	1 in 60 miles and...	3	100.0	0	0.0	44.3	48.2
	Pine	24570	13	Colon and Rect...	1 in 60 miles and...	13	100.0	0	0.0	40.0	43.6
	Pipestone	24580	8	Colon and Rect...	1 in 60 miles and...	5	62.5	3	37.5	48.0	57.6
	Polk	24590	16	Colon and Rect...	1 in 60 miles and...	13	81.2	3	18.8	31.1	33.9
	Pope	24600	5	Colon and Rect...	1 in 60 miles and...	0	0.0	5	100.0	64.0	69.9
	Ramsey	24610	36	Colon and Rect...	1 in 60 miles and...	36	100.0	0	0.0	5.6	9.9
	Red Lake	24620	4	Colon and Rect...	1 in 60 miles and...	4	100.0	0	0.0	30.7	33.5
	Redwood	24630	14	Colon and Rect...	1 in 60 miles and...	1	7.1	13	92.9	68.7	75.0
	Renville	24640	10	Colon and Rect...	1 in 60 miles and...	2	20.0	8	80.0	61.3	66.9
	Rice	24650	8	Colon and Rect...	1 in 60 miles and...	8	100.0	0	0.0	25.7	30.4
	Rock	24660	7	Colon and Rect...	1 in 60 miles and...	7	100.0	0	0.0	28.9	34.7
	Roseau	24670	8	Colon and Rect...	1 in 60 miles and...	0	0.0	8	100.0	85.7	93.5
	Scott	24690	8	Colon and Rect...	1 in 60 miles and...	8	100.0	0	0.0	11.9	13.8
	Sherburne	24700	7	Colon and Rect...	1 in 60 miles and...	7	100.0	0	0.0	12.7	14.1
	Sibley	24710	7	Colon and Rect...	1 in 60 miles and...	7	100.0	0	0.0	35.1	38.8
	St. Louis	24680	55	Colon and Rect...	1 in 60 miles and...	46	83.6	9	16.4	31.9	36.5
	Stearns	24720	34	Colon and Rect...	1 in 60 miles and...	34	100.0	0	0.0	15.9	18.0
	Stevens	24740	5	Colon and Rect...	1 in 60 miles and...	0	0.0	5	100.0	79.6	86.8
	Swift	24750	7	Colon and Rect...	1 in 60 miles and...	0	0.0	7	100.0	67.4	73.5
	Todd	24760	9	Colon and Rect...	1 in 60 miles and...	3	33.3	6	66.7	55.0	61.9
	Traverse	24770	4	Colon and Rect...	1 in 60 miles and...	1	25.0	3	75.0	65.6	71.6
	Wabasha	24780	9	Colon and Rect...	1 in 60 miles and...	9	100.0	0	0.0	22.6	24.7
	Wadena	24790	7	Colon and Rect...	1 in 60 miles and...	4	57.1	3	42.9	52.2	56.9
	Washington	24810	21	Colon and Rect...	1 in 60 miles and...	21	100.0	0	0.0	11.5	14.4
	Wilkin	24830	7	Colon and Rect...	1 in 60 miles and...	5	71.4	2	28.6	45.5	49.5
	Winona	24840	10	Colon and Rect...	1 in 60 miles and...	10	100.0	0	0.0	27.4	29.8
	Wright	24850	31	Colon and Rect...	1 in 60 miles and...	31	100.0	0	0.0	10.7	11.7
	Yellow Medicine	24860	7	Colon and Rect...	1 in 60 miles and...	1	14.3	6	85.7	69.7	76.1
Grand Totals			946	Colon and Rect...	1 in 60 miles and...	688	72.7	258	27.3	34.4	38.4

Dental Providers - Pediatric

July 10, 2024

Dental Providers
 1,098 providers at 517 locations
 ■ All providers

Access Analysis

Employee Group

Census

Provider Group

Dental Providers

946 employee locations

◆ With access (942)

● Without access (4)

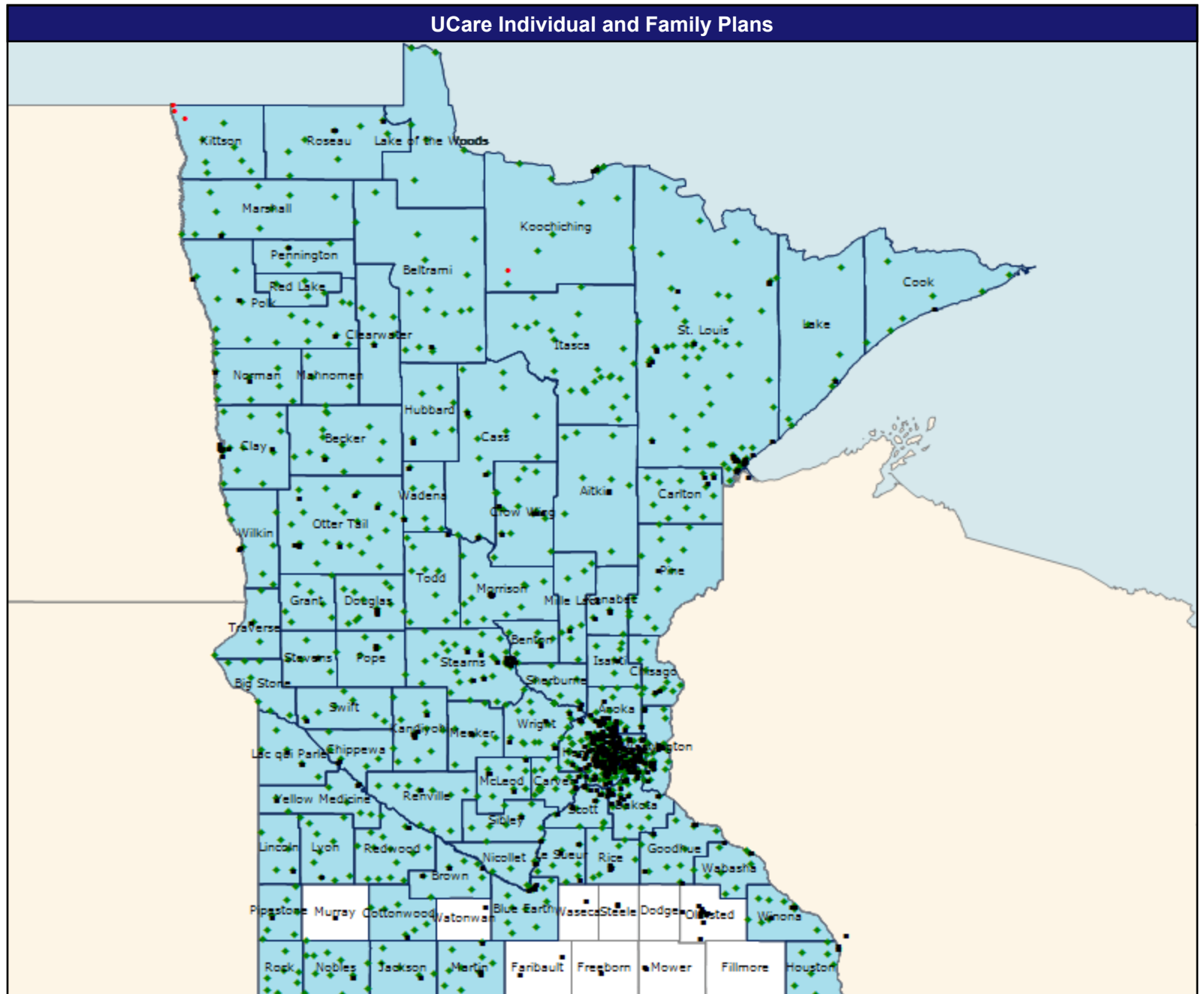
The Access Standard is defined as (Census) employees accessing:

1 (Dental Providers) provider in 60 miles and 60 minutes

Service Areas

■ IFP

61.64 miles



Access Detail By County - Dental Providers - Pediatric

July 10, 2024

Access Analysis
 Access Analysis
 Employee / Provider Groups
 Census
 Dental Providers

All Eligibles											
State Name	County	County SSA	Employee #	Provider		With Access		Without Access		Average Distance	Average Time
				Group	Standard	#	%	#	%	1	1
Minnesota	Aitkin	24000	8	Dental Providers	1 in 60 miles and...	8	100.0	0	0.0	19.4	21.1
	Anoka	24010	13	Dental Providers	1 in 60 miles and...	13	100.0	0	0.0	3.6	4.2
	Becker	24020	14	Dental Providers	1 in 60 miles and...	14	100.0	0	0.0	13.1	14.4
	Beltrami	24030	17	Dental Providers	1 in 60 miles and...	17	100.0	0	0.0	25.3	27.6
	Benton	24040	5	Dental Providers	1 in 60 miles and...	5	100.0	0	0.0	5.8	6.2
	Big Stone	24050	7	Dental Providers	1 in 60 miles and...	7	100.0	0	0.0	20.0	21.7
	Blue Earth	24060	12	Dental Providers	1 in 60 miles and...	12	100.0	0	0.0	9.0	9.9
	Brown	24070	7	Dental Providers	1 in 60 miles and...	7	100.0	0	0.0	6.2	6.7
	Carlton	24080	11	Dental Providers	1 in 60 miles and...	11	100.0	0	0.0	13.0	14.1
	Carver	24090	34	Dental Providers	1 in 60 miles and...	34	100.0	0	0.0	10.5	11.5
	Cass	24100	12	Dental Providers	1 in 60 miles and...	12	100.0	0	0.0	14.8	16.1
	Chippewa	24110	5	Dental Providers	1 in 60 miles and...	5	100.0	0	0.0	10.1	10.9
	Chisago	24120	11	Dental Providers	1 in 60 miles and...	11	100.0	0	0.0	7.3	7.9
	Clay	24130	14	Dental Providers	1 in 60 miles and...	14	100.0	0	0.0	8.1	8.9
	Clearwater	24140	5	Dental Providers	1 in 60 miles and...	5	100.0	0	0.0	12.3	13.4
	Cook	24150	7	Dental Providers	1 in 60 miles and...	7	100.0	0	0.0	25.0	27.2
	Cottonwood	24160	6	Dental Providers	1 in 60 miles and...	6	100.0	0	0.0	12.9	14.0
	Crow Wing	24170	15	Dental Providers	1 in 60 miles and...	15	100.0	0	0.0	7.8	8.5
	Dakota	24180	20	Dental Providers	1 in 60 miles and...	20	100.0	0	0.0	3.2	3.7
	Douglas	24200	11	Dental Providers	1 in 60 miles and...	11	100.0	0	0.0	11.7	12.7
	Goodhue	24240	10	Dental Providers	1 in 60 miles and...	10	100.0	0	0.0	6.8	7.4
	Grant	24250	7	Dental Providers	1 in 60 miles and...	7	100.0	0	0.0	19.2	20.9
	Hennepin	24260	106	Dental Providers	1 in 60 miles and...	106	100.0	0	0.0	1.9	2.5
	Houston	24270	7	Dental Providers	1 in 60 miles and...	7	100.0	0	0.0	17.5	19.1
	Hubbard	24280	6	Dental Providers	1 in 60 miles and...	6	100.0	0	0.0	13.0	14.2
	Isanti	24290	5	Dental Providers	1 in 60 miles and...	5	100.0	0	0.0	6.9	7.5
	Itasca	24300	25	Dental Providers	1 in 60 miles and...	25	100.0	0	0.0	31.8	34.7
	Jackson	24310	5	Dental Providers	1 in 60 miles and...	5	100.0	0	0.0	10.3	11.2
	Kanabec	24320	3	Dental Providers	1 in 60 miles and...	3	100.0	0	0.0	4.6	5.0
	Kandiyohi	24330	11	Dental Providers	1 in 60 miles and...	11	100.0	0	0.0	9.8	10.7
	Kittson	24340	10	Dental Providers	1 in 60 miles and...	7	70.0	3	30.0	43.6	48.1
	Koochiching	24350	12	Dental Providers	1 in 60 miles and...	11	91.7	1	8.3	27.0	29.4
	Lac qui Parle	24360	5	Dental Providers	1 in 60 miles and...	5	100.0	0	0.0	7.9	8.6
	Lake	24370	7	Dental Providers	1 in 60 miles and...	7	100.0	0	0.0	15.9	17.3
	Lake of the Woods	24380	6	Dental Providers	1 in 60 miles and...	6	100.0	0	0.0	31.7	34.6
	Le Sueur	24390	8	Dental Providers	1 in 60 miles and...	8	100.0	0	0.0	4.0	4.3
	Lincoln	24400	5	Dental Providers	1 in 60 miles and...	5	100.0	0	0.0	11.0	12.0
	Lyon	24410	10	Dental Providers	1 in 60 miles and...	10	100.0	0	0.0	13.7	14.9
	Mahnomen	24430	3	Dental Providers	1 in 60 miles and...	3	100.0	0	0.0	23.6	25.7
	Marshall	24440	10	Dental Providers	1 in 60 miles and...	10	100.0	0	0.0	18.2	19.8

Access Detail By County - Dental Providers - Pediatric

July 10, 2024

Access Analysis
 Access Analysis
 Employee / Provider Groups
 Census
 Dental Providers

All Eligibles											
State Name	County	County SSA	Employee #	Provider		With Access		Without Access		Average Distance	Average Time
				Group	Standard	#	%	#	%	1	1
Minnesota	Martin	24450	9	Dental Providers	1 in 60 miles and...	9	100.0	0	0.0	9.5	10.3
	McLeod	24420	8	Dental Providers	1 in 60 miles and...	8	100.0	0	0.0	6.2	6.8
	Meeker	24460	7	Dental Providers	1 in 60 miles and...	7	100.0	0	0.0	9.1	9.9
	Mille Lacs	24470	8	Dental Providers	1 in 60 miles and...	8	100.0	0	0.0	12.5	13.7
	Morrison	24480	13	Dental Providers	1 in 60 miles and...	13	100.0	0	0.0	13.1	14.3
	Nicollet	24510	5	Dental Providers	1 in 60 miles and...	5	100.0	0	0.0	7.1	7.7
	Nobles	24520	12	Dental Providers	1 in 60 miles and...	12	100.0	0	0.0	16.0	17.4
	Norman	24530	9	Dental Providers	1 in 60 miles and...	9	100.0	0	0.0	10.2	11.1
	Otter Tail	24550	20	Dental Providers	1 in 60 miles and...	20	100.0	0	0.0	8.3	9.0
	Pennington	24560	3	Dental Providers	1 in 60 miles and...	3	100.0	0	0.0	8.8	9.5
	Pine	24570	13	Dental Providers	1 in 60 miles and...	13	100.0	0	0.0	14.4	15.6
	Pipestone	24580	8	Dental Providers	1 in 60 miles and...	8	100.0	0	0.0	9.2	9.9
	Polk	24590	16	Dental Providers	1 in 60 miles and...	16	100.0	0	0.0	13.1	14.2
	Pope	24600	5	Dental Providers	1 in 60 miles and...	5	100.0	0	0.0	7.7	8.4
	Ramsey	24610	36	Dental Providers	1 in 60 miles and...	36	100.0	0	0.0	0.6	1.0
	Red Lake	24620	4	Dental Providers	1 in 60 miles and...	4	100.0	0	0.0	21.7	23.6
	Redwood	24630	14	Dental Providers	1 in 60 miles and...	14	100.0	0	0.0	16.1	17.5
	Renville	24640	10	Dental Providers	1 in 60 miles and...	10	100.0	0	0.0	9.9	10.8
	Rice	24650	8	Dental Providers	1 in 60 miles and...	8	100.0	0	0.0	9.3	10.1
	Rock	24660	7	Dental Providers	1 in 60 miles and...	7	100.0	0	0.0	27.2	29.6
	Roseau	24670	8	Dental Providers	1 in 60 miles and...	8	100.0	0	0.0	13.3	14.4
	Scott	24690	8	Dental Providers	1 in 60 miles and...	8	100.0	0	0.0	4.8	5.4
	Sherburne	24700	7	Dental Providers	1 in 60 miles and...	7	100.0	0	0.0	9.9	10.9
	Sibley	24710	7	Dental Providers	1 in 60 miles and...	7	100.0	0	0.0	10.3	11.3
	St. Louis	24680	55	Dental Providers	1 in 60 miles and...	55	100.0	0	0.0	11.0	12.1
	Stearns	24720	34	Dental Providers	1 in 60 miles and...	34	100.0	0	0.0	6.5	7.0
	Stevens	24740	5	Dental Providers	1 in 60 miles and...	5	100.0	0	0.0	8.8	9.5
	Swift	24750	7	Dental Providers	1 in 60 miles and...	7	100.0	0	0.0	16.4	17.9
	Todd	24760	9	Dental Providers	1 in 60 miles and...	9	100.0	0	0.0	19.0	20.7
	Traverse	24770	4	Dental Providers	1 in 60 miles and...	4	100.0	0	0.0	14.4	15.7
	Wabasha	24780	9	Dental Providers	1 in 60 miles and...	9	100.0	0	0.0	9.7	10.6
	Wadena	24790	7	Dental Providers	1 in 60 miles and...	7	100.0	0	0.0	7.5	8.2
	Washington	24810	21	Dental Providers	1 in 60 miles and...	21	100.0	0	0.0	3.1	3.7
	Wilkin	24830	7	Dental Providers	1 in 60 miles and...	7	100.0	0	0.0	15.3	16.7
	Winona	24840	10	Dental Providers	1 in 60 miles and...	10	100.0	0	0.0	6.1	6.6
	Wright	24850	31	Dental Providers	1 in 60 miles and...	31	100.0	0	0.0	8.9	9.7
	Yellow Medicine	24860	7	Dental Providers	1 in 60 miles and...	7	100.0	0	0.0	9.8	10.6
Grand Totals			946	Dental Providers	1 in 60 miles and...	942	99.6	4	0.4	10.9	11.9

Dermatology

July 10, 2024

Dermatology

1,415 providers at 327 locations

■ All providers

Access Analysis

Employee Group

Census

Provider Group

Dermatology

946 employee locations

◆ With access (934)

● Without access (12)

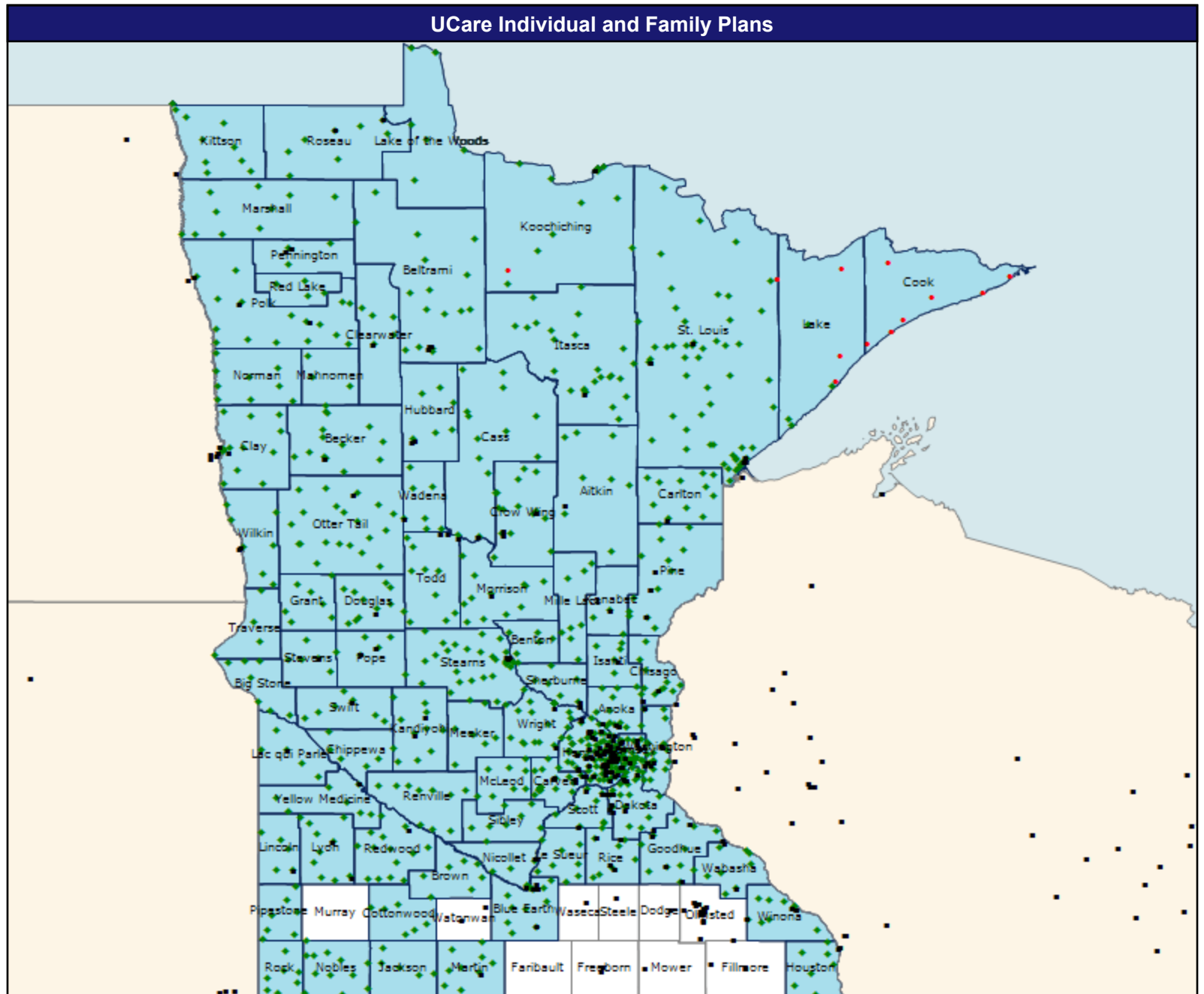
The Access Standard is defined as (Census) employees accessing:

1 (Dermatology) provider in 60 miles and 60 minutes

Service Areas

■ IFP

61.64 miles



Access Detail By County - Dermatology

July 10, 2024

Access Analysis
 Access Analysis
 Employee / Provider Groups
 Census
 Dermatology

All Eligibles											
State Name	County	County SSA	Employee #	Provider		With Access		Without Access		Average Distance	Average Time
				Group	Standard	#	%	#	%	1	1
Minnesota	Aitkin	24000	8	Dermatology	1 in 60 miles and...	8	100.0	0	0.0	21.8	23.7
	Anoka	24010	13	Dermatology	1 in 60 miles and...	13	100.0	0	0.0	6.0	7.2
	Becker	24020	14	Dermatology	1 in 60 miles and...	14	100.0	0	0.0	13.5	14.8
	Beltrami	24030	17	Dermatology	1 in 60 miles and...	17	100.0	0	0.0	25.2	27.4
	Benton	24040	5	Dermatology	1 in 60 miles and...	5	100.0	0	0.0	15.3	16.7
	Big Stone	24050	7	Dermatology	1 in 60 miles and...	7	100.0	0	0.0	28.5	31.0
	Blue Earth	24060	12	Dermatology	1 in 60 miles and...	12	100.0	0	0.0	7.0	7.7
	Brown	24070	7	Dermatology	1 in 60 miles and...	7	100.0	0	0.0	20.3	22.1
	Carlton	24080	11	Dermatology	1 in 60 miles and...	11	100.0	0	0.0	15.6	16.9
	Carver	24090	34	Dermatology	1 in 60 miles and...	34	100.0	0	0.0	8.8	9.6
	Cass	24100	12	Dermatology	1 in 60 miles and...	12	100.0	0	0.0	27.5	30.0
	Chippewa	24110	5	Dermatology	1 in 60 miles and...	5	100.0	0	0.0	17.6	19.1
	Chisago	24120	11	Dermatology	1 in 60 miles and...	11	100.0	0	0.0	6.7	7.2
	Clay	24130	14	Dermatology	1 in 60 miles and...	14	100.0	0	0.0	13.7	15.1
	Clearwater	24140	5	Dermatology	1 in 60 miles and...	5	100.0	0	0.0	12.5	13.6
	Cook	24150	7	Dermatology	1 in 60 miles and...	0	0.0	7	100.0	85.8	93.5
	Cottonwood	24160	6	Dermatology	1 in 60 miles and...	6	100.0	0	0.0	24.0	26.2
	Crow Wing	24170	15	Dermatology	1 in 60 miles and...	15	100.0	0	0.0	11.7	12.7
	Dakota	24180	20	Dermatology	1 in 60 miles and...	20	100.0	0	0.0	4.7	5.4
	Douglas	24200	11	Dermatology	1 in 60 miles and...	11	100.0	0	0.0	13.0	14.2
	Goodhue	24240	10	Dermatology	1 in 60 miles and...	10	100.0	0	0.0	5.7	6.2
	Grant	24250	7	Dermatology	1 in 60 miles and...	7	100.0	0	0.0	28.1	30.6
	Hennepin	24260	106	Dermatology	1 in 60 miles and...	106	100.0	0	0.0	2.2	2.9
	Houston	24270	7	Dermatology	1 in 60 miles and...	7	100.0	0	0.0	16.1	17.5
	Hubbard	24280	6	Dermatology	1 in 60 miles and...	6	100.0	0	0.0	17.1	18.6
	Isanti	24290	5	Dermatology	1 in 60 miles and...	5	100.0	0	0.0	7.7	8.3
	Itasca	24300	25	Dermatology	1 in 60 miles and...	25	100.0	0	0.0	22.4	24.4
	Jackson	24310	5	Dermatology	1 in 60 miles and...	5	100.0	0	0.0	33.7	36.7
	Kanabec	24320	3	Dermatology	1 in 60 miles and...	3	100.0	0	0.0	8.1	8.7
	Kandiyohi	24330	11	Dermatology	1 in 60 miles and...	11	100.0	0	0.0	10.7	11.6
	Kittson	24340	10	Dermatology	1 in 60 miles and...	10	100.0	0	0.0	26.6	29.2
	Koochiching	24350	12	Dermatology	1 in 60 miles and...	11	91.7	1	8.3	28.2	30.7
	Lac qui Parle	24360	5	Dermatology	1 in 60 miles and...	5	100.0	0	0.0	11.1	12.0
	Lake	24370	7	Dermatology	1 in 60 miles and...	4	57.1	3	42.9	51.7	56.4
	Lake of the Woods	24380	6	Dermatology	1 in 60 miles and...	6	100.0	0	0.0	31.9	34.7
	Le Sueur	24390	8	Dermatology	1 in 60 miles and...	8	100.0	0	0.0	11.1	12.1
	Lincoln	24400	5	Dermatology	1 in 60 miles and...	5	100.0	0	0.0	12.9	14.1
	Lyon	24410	10	Dermatology	1 in 60 miles and...	10	100.0	0	0.0	11.0	12.0
	Mahnomen	24430	3	Dermatology	1 in 60 miles and...	3	100.0	0	0.0	21.7	23.6
	Marshall	24440	10	Dermatology	1 in 60 miles and...	10	100.0	0	0.0	24.8	27.0

Access Detail By County - Dermatology

July 10, 2024

Access Analysis
 Access Analysis
 Employee / Provider Groups
 Census
 Dermatology

All Eligibles											
State Name	County	County SSA	Employee #	Provider		With Access		Without Access		Average Distance	Average Time
				Group	Standard	#	%	#	%	1	1
Minnesota	Martin	24450	9	Dermatology	1 in 60 miles and...	9	100.0	0	0.0	12.1	13.1
	McLeod	24420	8	Dermatology	1 in 60 miles and...	8	100.0	0	0.0	23.6	25.7
	Meeker	24460	7	Dermatology	1 in 60 miles and...	7	100.0	0	0.0	25.9	28.2
	Mille Lacs	24470	8	Dermatology	1 in 60 miles and...	8	100.0	0	0.0	24.1	26.6
	Morrison	24480	13	Dermatology	1 in 60 miles and...	13	100.0	0	0.0	13.4	14.6
	Nicollet	24510	5	Dermatology	1 in 60 miles and...	5	100.0	0	0.0	11.6	12.6
	Nobles	24520	12	Dermatology	1 in 60 miles and...	12	100.0	0	0.0	40.3	44.7
	Norman	24530	9	Dermatology	1 in 60 miles and...	9	100.0	0	0.0	30.1	32.8
	Otter Tail	24550	20	Dermatology	1 in 60 miles and...	20	100.0	0	0.0	19.8	21.6
	Pennington	24560	3	Dermatology	1 in 60 miles and...	3	100.0	0	0.0	8.6	9.3
	Pine	24570	13	Dermatology	1 in 60 miles and...	13	100.0	0	0.0	9.0	9.8
	Pipestone	24580	8	Dermatology	1 in 60 miles and...	8	100.0	0	0.0	23.1	25.6
	Polk	24590	16	Dermatology	1 in 60 miles and...	16	100.0	0	0.0	12.9	14.1
	Pope	24600	5	Dermatology	1 in 60 miles and...	5	100.0	0	0.0	6.2	6.8
	Ramsey	24610	36	Dermatology	1 in 60 miles and...	36	100.0	0	0.0	1.8	3.3
	Red Lake	24620	4	Dermatology	1 in 60 miles and...	4	100.0	0	0.0	15.7	17.1
	Redwood	24630	14	Dermatology	1 in 60 miles and...	14	100.0	0	0.0	14.7	16.0
	Renville	24640	10	Dermatology	1 in 60 miles and...	10	100.0	0	0.0	19.3	21.0
	Rice	24650	8	Dermatology	1 in 60 miles and...	8	100.0	0	0.0	6.1	6.6
	Rock	24660	7	Dermatology	1 in 60 miles and...	7	100.0	0	0.0	25.6	30.2
	Roseau	24670	8	Dermatology	1 in 60 miles and...	8	100.0	0	0.0	13.4	14.6
	Scott	24690	8	Dermatology	1 in 60 miles and...	8	100.0	0	0.0	5.8	6.5
	Sherburne	24700	7	Dermatology	1 in 60 miles and...	7	100.0	0	0.0	10.8	11.8
	Sibley	24710	7	Dermatology	1 in 60 miles and...	7	100.0	0	0.0	24.1	26.8
	St. Louis	24680	55	Dermatology	1 in 60 miles and...	54	98.2	1	1.8	18.5	20.4
	Stearns	24720	34	Dermatology	1 in 60 miles and...	34	100.0	0	0.0	13.3	14.5
	Stevens	24740	5	Dermatology	1 in 60 miles and...	5	100.0	0	0.0	8.9	9.7
	Swift	24750	7	Dermatology	1 in 60 miles and...	7	100.0	0	0.0	12.7	13.8
	Todd	24760	9	Dermatology	1 in 60 miles and...	9	100.0	0	0.0	19.4	21.1
	Traverse	24770	4	Dermatology	1 in 60 miles and...	4	100.0	0	0.0	33.4	36.4
	Wabasha	24780	9	Dermatology	1 in 60 miles and...	9	100.0	0	0.0	10.1	10.9
	Wadena	24790	7	Dermatology	1 in 60 miles and...	7	100.0	0	0.0	9.8	10.6
	Washington	24810	21	Dermatology	1 in 60 miles and...	21	100.0	0	0.0	4.0	4.8
	Wilkin	24830	7	Dermatology	1 in 60 miles and...	7	100.0	0	0.0	18.4	20.0
	Winona	24840	10	Dermatology	1 in 60 miles and...	10	100.0	0	0.0	6.9	7.4
	Wright	24850	31	Dermatology	1 in 60 miles and...	31	100.0	0	0.0	7.3	8.0
	Yellow Medicine	24860	7	Dermatology	1 in 60 miles and...	7	100.0	0	0.0	15.2	16.6
Grand Totals			946	Dermatology	1 in 60 miles and...	934	98.7	12	1.3	14.4	15.8

Endocrinology

July 10, 2024

Endocrinology

553 providers at 185 locations

■ All providers

Access Analysis

Employee Group

Census

Provider Group

Endocrinology

946 employee locations

◆ With access (897)

● Without access (49)

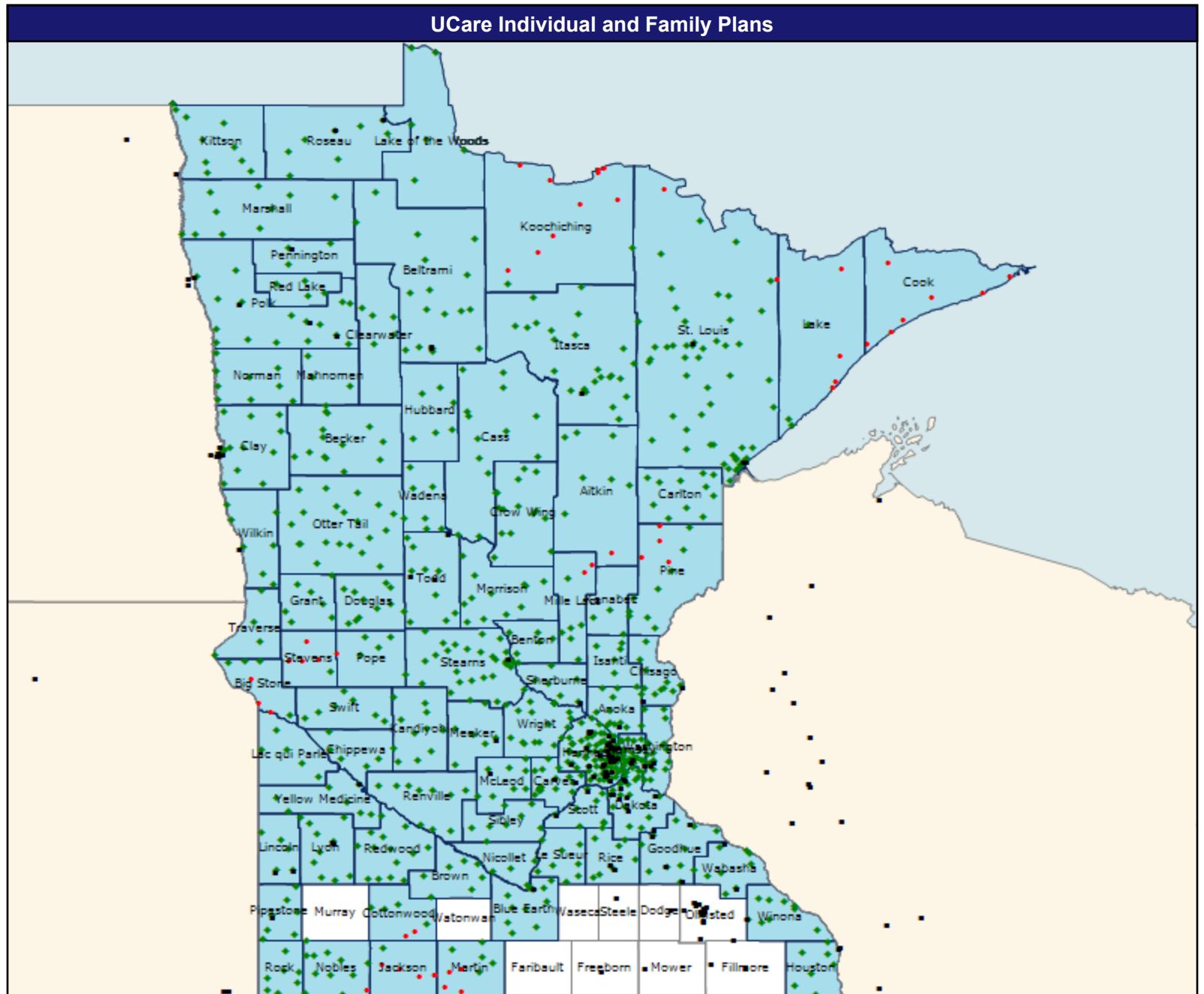
The Access Standard is defined as (Census) employees accessing:

1 (Endocrinology) provider in 60 miles and 60 minutes

Service Areas

■ IFP

61.64 miles



Access Detail By County - Endocrinology

July 10, 2024

Access Analysis
 Access Analysis
 Employee / Provider Groups
 Census
 Endocrinology

All Eligibles											
State Name	County	County SSA	Employee #	Provider		With Access		Without Access		Average Distance	Average Time
				Group	Standard	#	%	#	%	1	1
Minnesota	Aitkin	24000	8	Endocrinology	1 in 60 miles and...	7	87.5	1	12.5	40.2	43.9
	Anoka	24010	13	Endocrinology	1 in 60 miles and...	13	100.0	0	0.0	7.1	8.5
	Becker	24020	14	Endocrinology	1 in 60 miles and...	14	100.0	0	0.0	42.6	46.7
	Beltrami	24030	17	Endocrinology	1 in 60 miles and...	17	100.0	0	0.0	25.3	27.5
	Benton	24040	5	Endocrinology	1 in 60 miles and...	5	100.0	0	0.0	16.3	19.5
	Big Stone	24050	7	Endocrinology	1 in 60 miles and...	4	57.1	3	42.9	55.0	59.9
	Blue Earth	24060	12	Endocrinology	1 in 60 miles and...	12	100.0	0	0.0	11.8	13.0
	Brown	24070	7	Endocrinology	1 in 60 miles and...	7	100.0	0	0.0	36.2	39.4
	Carlton	24080	11	Endocrinology	1 in 60 miles and...	11	100.0	0	0.0	34.2	41.8
	Carver	24090	34	Endocrinology	1 in 60 miles and...	34	100.0	0	0.0	9.2	10.0
	Cass	24100	12	Endocrinology	1 in 60 miles and...	12	100.0	0	0.0	34.6	37.7
	Chippewa	24110	5	Endocrinology	1 in 60 miles and...	5	100.0	0	0.0	20.7	22.5
	Chisago	24120	11	Endocrinology	1 in 60 miles and...	11	100.0	0	0.0	9.9	10.8
	Clay	24130	14	Endocrinology	1 in 60 miles and...	14	100.0	0	0.0	14.5	15.9
	Clearwater	24140	5	Endocrinology	1 in 60 miles and...	5	100.0	0	0.0	21.1	23.0
	Cook	24150	7	Endocrinology	1 in 60 miles and...	0	0.0	7	100.0	88.1	96.1
	Cottonwood	24160	6	Endocrinology	1 in 60 miles and...	4	66.7	2	33.3	50.8	55.4
	Crow Wing	24170	15	Endocrinology	1 in 60 miles and...	15	100.0	0	0.0	37.2	40.5
	Dakota	24180	20	Endocrinology	1 in 60 miles and...	20	100.0	0	0.0	3.9	4.6
	Douglas	24200	11	Endocrinology	1 in 60 miles and...	11	100.0	0	0.0	26.5	28.9
	Goodhue	24240	10	Endocrinology	1 in 60 miles and...	10	100.0	0	0.0	5.9	6.3
	Grant	24250	7	Endocrinology	1 in 60 miles and...	7	100.0	0	0.0	41.4	45.1
	Hennepin	24260	106	Endocrinology	1 in 60 miles and...	106	100.0	0	0.0	3.0	4.1
	Houston	24270	7	Endocrinology	1 in 60 miles and...	7	100.0	0	0.0	16.1	17.5
	Hubbard	24280	6	Endocrinology	1 in 60 miles and...	6	100.0	0	0.0	31.7	34.5
	Isanti	24290	5	Endocrinology	1 in 60 miles and...	5	100.0	0	0.0	27.3	29.7
	Itasca	24300	25	Endocrinology	1 in 60 miles and...	25	100.0	0	0.0	23.8	26.0
	Jackson	24310	5	Endocrinology	1 in 60 miles and...	1	20.0	4	80.0	63.4	69.1
	Kanabec	24320	3	Endocrinology	1 in 60 miles and...	3	100.0	0	0.0	38.4	41.9
	Kandiyohi	24330	11	Endocrinology	1 in 60 miles and...	11	100.0	0	0.0	33.5	36.5
	Kittson	24340	10	Endocrinology	1 in 60 miles and...	10	100.0	0	0.0	26.6	29.2
	Koochiching	24350	12	Endocrinology	1 in 60 miles and...	2	16.7	10	83.3	71.4	77.9
	Lac qui Parle	24360	5	Endocrinology	1 in 60 miles and...	5	100.0	0	0.0	37.5	40.9
	Lake	24370	7	Endocrinology	1 in 60 miles and...	3	42.9	4	57.1	52.5	58.3
	Lake of the Woods	24380	6	Endocrinology	1 in 60 miles and...	6	100.0	0	0.0	31.9	34.7
	Le Sueur	24390	8	Endocrinology	1 in 60 miles and...	8	100.0	0	0.0	16.1	17.5
	Lincoln	24400	5	Endocrinology	1 in 60 miles and...	5	100.0	0	0.0	9.7	10.6
	Lyon	24410	10	Endocrinology	1 in 60 miles and...	10	100.0	0	0.0	13.7	14.9
	Mahnomen	24430	3	Endocrinology	1 in 60 miles and...	3	100.0	0	0.0	21.5	23.4
	Marshall	24440	10	Endocrinology	1 in 60 miles and...	10	100.0	0	0.0	24.9	27.1

Access Detail By County - Endocrinology

July 10, 2024

Access Analysis
 Access Analysis
 Employee / Provider Groups
 Census
 Endocrinology

All Eligibles											
State Name	County	County SSA	Employee #	Provider		With Access		Without Access		Average Distance	Average Time
				Group	Standard	#	%	#	%	1	1
Minnesota	Martin	24450	9	Endocrinology	1 in 60 miles and...	5	55.6	4	44.4	54.2	59.0
	McLeod	24420	8	Endocrinology	1 in 60 miles and...	8	100.0	0	0.0	13.2	14.3
	Meeker	24460	7	Endocrinology	1 in 60 miles and...	7	100.0	0	0.0	14.4	15.7
	Mille Lacs	24470	8	Endocrinology	1 in 60 miles and...	6	75.0	2	25.0	39.0	43.6
	Morrison	24480	13	Endocrinology	1 in 60 miles and...	13	100.0	0	0.0	24.5	28.4
	Nicollet	24510	5	Endocrinology	1 in 60 miles and...	5	100.0	0	0.0	17.2	18.7
	Nobles	24520	12	Endocrinology	1 in 60 miles and...	11	91.7	1	8.3	42.3	46.4
	Norman	24530	9	Endocrinology	1 in 60 miles and...	9	100.0	0	0.0	30.6	33.4
	Otter Tail	24550	20	Endocrinology	1 in 60 miles and...	20	100.0	0	0.0	35.4	38.6
	Pennington	24560	3	Endocrinology	1 in 60 miles and...	3	100.0	0	0.0	8.8	9.6
	Pine	24570	13	Endocrinology	1 in 60 miles and...	9	69.2	4	30.8	47.4	53.2
	Pipestone	24580	8	Endocrinology	1 in 60 miles and...	8	100.0	0	0.0	9.0	9.8
	Polk	24590	16	Endocrinology	1 in 60 miles and...	16	100.0	0	0.0	11.3	12.3
	Pope	24600	5	Endocrinology	1 in 60 miles and...	4	80.0	1	20.0	42.9	46.8
	Ramsey	24610	36	Endocrinology	1 in 60 miles and...	36	100.0	0	0.0	2.4	4.1
	Red Lake	24620	4	Endocrinology	1 in 60 miles and...	4	100.0	0	0.0	16.5	18.0
	Redwood	24630	14	Endocrinology	1 in 60 miles and...	14	100.0	0	0.0	28.8	31.4
	Renville	24640	10	Endocrinology	1 in 60 miles and...	10	100.0	0	0.0	27.0	29.4
	Rice	24650	8	Endocrinology	1 in 60 miles and...	8	100.0	0	0.0	11.8	12.8
	Rock	24660	7	Endocrinology	1 in 60 miles and...	7	100.0	0	0.0	24.5	27.7
	Roseau	24670	8	Endocrinology	1 in 60 miles and...	8	100.0	0	0.0	13.4	14.6
	Scott	24690	8	Endocrinology	1 in 60 miles and...	8	100.0	0	0.0	8.6	9.7
	Sherburne	24700	7	Endocrinology	1 in 60 miles and...	7	100.0	0	0.0	12.8	14.6
	Sibley	24710	7	Endocrinology	1 in 60 miles and...	7	100.0	0	0.0	19.8	21.9
	St. Louis	24680	55	Endocrinology	1 in 60 miles and...	53	96.4	2	3.6	20.9	23.6
	Stearns	24720	34	Endocrinology	1 in 60 miles and...	34	100.0	0	0.0	15.9	18.5
	Stevens	24740	5	Endocrinology	1 in 60 miles and...	1	20.0	4	80.0	57.6	62.8
	Swift	24750	7	Endocrinology	1 in 60 miles and...	7	100.0	0	0.0	38.3	41.7
	Todd	24760	9	Endocrinology	1 in 60 miles and...	9	100.0	0	0.0	12.8	13.9
	Traverse	24770	4	Endocrinology	1 in 60 miles and...	4	100.0	0	0.0	38.1	41.5
	Wabasha	24780	9	Endocrinology	1 in 60 miles and...	9	100.0	0	0.0	10.1	10.9
	Wadena	24790	7	Endocrinology	1 in 60 miles and...	7	100.0	0	0.0	20.9	22.8
	Washington	24810	21	Endocrinology	1 in 60 miles and...	21	100.0	0	0.0	6.4	7.9
	Wilkin	24830	7	Endocrinology	1 in 60 miles and...	7	100.0	0	0.0	18.8	20.4
	Winona	24840	10	Endocrinology	1 in 60 miles and...	10	100.0	0	0.0	16.1	17.5
	Wright	24850	31	Endocrinology	1 in 60 miles and...	31	100.0	0	0.0	13.7	15.1
	Yellow Medicine	24860	7	Endocrinology	1 in 60 miles and...	7	100.0	0	0.0	16.6	18.0
Grand Totals			946	Endocrinology	1 in 60 miles and...	897	94.8	49	5.2	21.1	23.5

Gastroenterology

July 10, 2024

Gastroenterology

1,888 providers at 167 locations

■ All providers

Access Analysis

Employee Group

Census

Provider Group

Gastroenterology

946 employee locations

◆ With access (885)

● Without access (61)

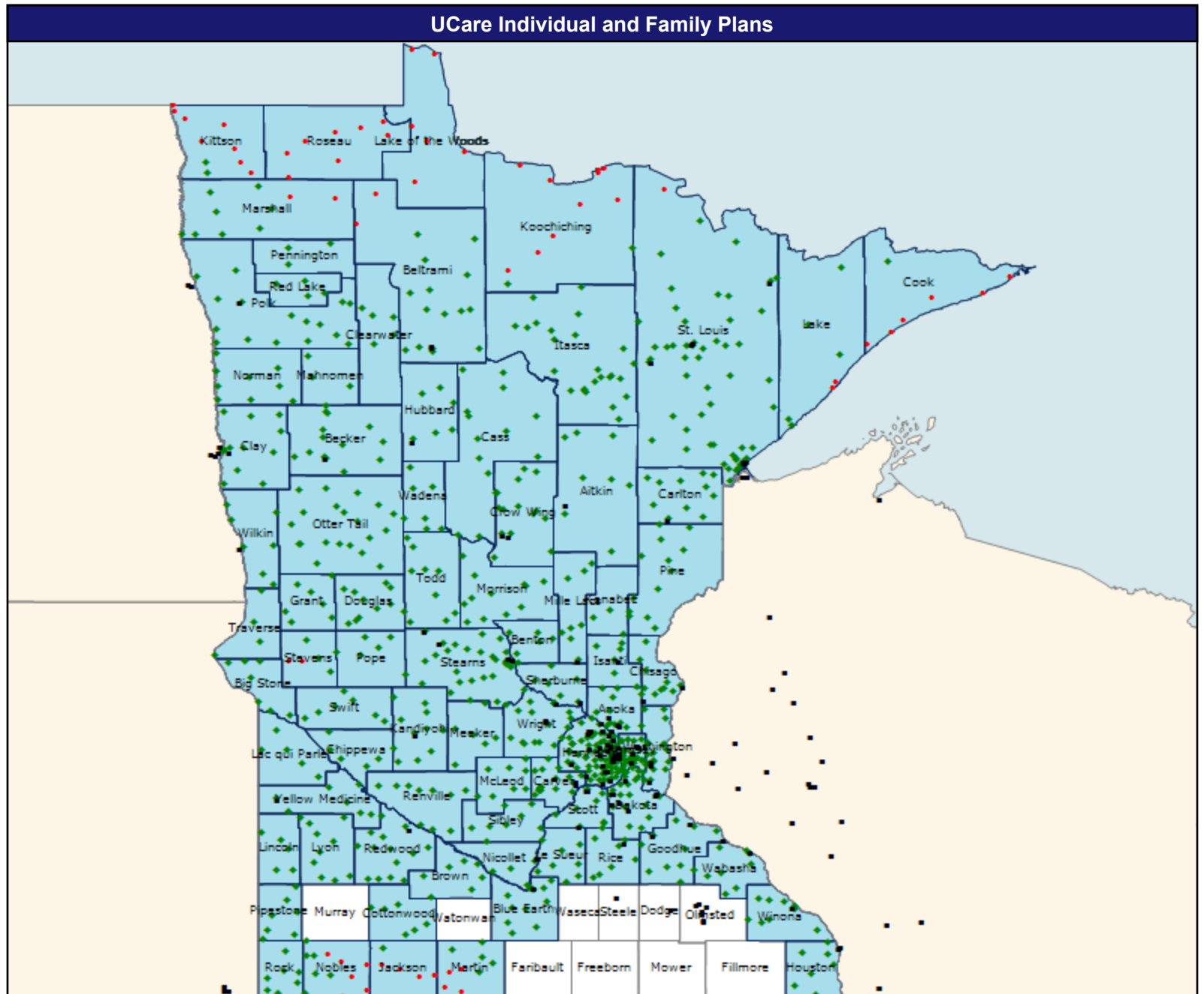
The Access Standard is defined as (Census) employees accessing:

1 (Gastroenterology) provider in 60 miles and 60 minutes

Service Areas

■ IFP

61.64 miles



Access Detail By County - Gastroenterology

July 10, 2024

Access Analysis
 Access Analysis
 Employee / Provider Groups
 Census
 Gastroenterology

All Eligibles											
State Name	County	County SSA	Employee #	Provider		With Access		Without Access		Average Distance	Average Time
				Group	Standard	#	%	#	%	1	1
Minnesota	Aitkin	24000	8	Gastroenterology	1 in 60 miles and...	8	100.0	0	0.0	26.8	29.2
	Anoka	24010	13	Gastroenterology	1 in 60 miles and...	13	100.0	0	0.0	5.4	6.3
	Becker	24020	14	Gastroenterology	1 in 60 miles and...	14	100.0	0	0.0	13.5	14.9
	Beltrami	24030	17	Gastroenterology	1 in 60 miles and...	15	88.2	2	11.8	29.6	32.3
	Benton	24040	5	Gastroenterology	1 in 60 miles and...	5	100.0	0	0.0	14.8	17.2
	Big Stone	24050	7	Gastroenterology	1 in 60 miles and...	7	100.0	0	0.0	46.7	51.0
	Blue Earth	24060	12	Gastroenterology	1 in 60 miles and...	12	100.0	0	0.0	11.7	12.8
	Brown	24070	7	Gastroenterology	1 in 60 miles and...	7	100.0	0	0.0	28.8	31.4
	Carlton	24080	11	Gastroenterology	1 in 60 miles and...	11	100.0	0	0.0	15.6	16.9
	Carver	24090	34	Gastroenterology	1 in 60 miles and...	34	100.0	0	0.0	9.1	9.9
	Cass	24100	12	Gastroenterology	1 in 60 miles and...	12	100.0	0	0.0	31.1	33.9
	Chippewa	24110	5	Gastroenterology	1 in 60 miles and...	5	100.0	0	0.0	34.3	37.4
	Chisago	24120	11	Gastroenterology	1 in 60 miles and...	11	100.0	0	0.0	8.7	9.4
	Clay	24130	14	Gastroenterology	1 in 60 miles and...	14	100.0	0	0.0	13.6	15.0
	Clearwater	24140	5	Gastroenterology	1 in 60 miles and...	5	100.0	0	0.0	28.3	30.9
	Cook	24150	7	Gastroenterology	1 in 60 miles and...	1	14.3	6	85.7	70.0	76.3
	Cottonwood	24160	6	Gastroenterology	1 in 60 miles and...	6	100.0	0	0.0	41.7	45.5
	Crow Wing	24170	15	Gastroenterology	1 in 60 miles and...	15	100.0	0	0.0	16.3	17.7
	Dakota	24180	20	Gastroenterology	1 in 60 miles and...	20	100.0	0	0.0	4.5	5.5
	Douglas	24200	11	Gastroenterology	1 in 60 miles and...	11	100.0	0	0.0	32.0	34.8
	Goodhue	24240	10	Gastroenterology	1 in 60 miles and...	10	100.0	0	0.0	10.9	11.8
	Grant	24250	7	Gastroenterology	1 in 60 miles and...	7	100.0	0	0.0	43.3	47.2
	Hennepin	24260	106	Gastroenterology	1 in 60 miles and...	106	100.0	0	0.0	3.2	4.5
	Houston	24270	7	Gastroenterology	1 in 60 miles and...	7	100.0	0	0.0	16.1	17.5
	Hubbard	24280	6	Gastroenterology	1 in 60 miles and...	6	100.0	0	0.0	17.7	19.2
	Isanti	24290	5	Gastroenterology	1 in 60 miles and...	5	100.0	0	0.0	7.7	8.3
	Itasca	24300	25	Gastroenterology	1 in 60 miles and...	25	100.0	0	0.0	34.0	37.1
	Jackson	24310	5	Gastroenterology	1 in 60 miles and...	1	20.0	4	80.0	60.8	66.3
	Kanabec	24320	3	Gastroenterology	1 in 60 miles and...	3	100.0	0	0.0	20.0	21.7
	Kandiyohi	24330	11	Gastroenterology	1 in 60 miles and...	11	100.0	0	0.0	13.4	14.5
	Kittson	24340	10	Gastroenterology	1 in 60 miles and...	2	20.0	8	80.0	64.7	71.3
	Koochiching	24350	12	Gastroenterology	1 in 60 miles and...	2	16.7	10	83.3	75.0	81.8
	Lac qui Parle	24360	5	Gastroenterology	1 in 60 miles and...	5	100.0	0	0.0	25.9	28.2
	Lake	24370	7	Gastroenterology	1 in 60 miles and...	5	71.4	2	28.6	42.4	47.6
	Lake of the Woods	24380	6	Gastroenterology	1 in 60 miles and...	0	0.0	6	100.0	100.5	109.6
	Le Sueur	24390	8	Gastroenterology	1 in 60 miles and...	8	100.0	0	0.0	12.8	13.9
	Lincoln	24400	5	Gastroenterology	1 in 60 miles and...	5	100.0	0	0.0	25.0	27.2
	Lyon	24410	10	Gastroenterology	1 in 60 miles and...	10	100.0	0	0.0	34.7	37.8
	Mahnomen	24430	3	Gastroenterology	1 in 60 miles and...	3	100.0	0	0.0	39.3	42.9
	Marshall	24440	10	Gastroenterology	1 in 60 miles and...	8	80.0	2	20.0	41.3	45.0

Access Detail By County - Gastroenterology

July 10, 2024

Access Analysis
 Access Analysis
 Employee / Provider Groups
 Census
 Gastroenterology

All Eligibles											
State Name	County	County SSA	Employee #	Provider		With Access		Without Access		Average Distance	Average Time
				Group	Standard	#	%	#	%	1	1
Minnesota	Martin	24450	9	Gastroenterology	1 in 60 miles and...	5	55.6	4	44.4	54.0	58.9
	McLeod	24420	8	Gastroenterology	1 in 60 miles and...	8	100.0	0	0.0	24.1	26.2
	Meeker	24460	7	Gastroenterology	1 in 60 miles and...	7	100.0	0	0.0	27.2	30.3
	Mille Lacs	24470	8	Gastroenterology	1 in 60 miles and...	8	100.0	0	0.0	20.1	22.1
	Morrison	24480	13	Gastroenterology	1 in 60 miles and...	13	100.0	0	0.0	24.8	27.8
	Nicollet	24510	5	Gastroenterology	1 in 60 miles and...	5	100.0	0	0.0	13.9	15.1
	Nobles	24520	12	Gastroenterology	1 in 60 miles and...	6	50.0	6	50.0	50.2	59.6
	Norman	24530	9	Gastroenterology	1 in 60 miles and...	9	100.0	0	0.0	32.0	34.8
	Otter Tail	24550	20	Gastroenterology	1 in 60 miles and...	20	100.0	0	0.0	33.1	36.1
	Pennington	24560	3	Gastroenterology	1 in 60 miles and...	3	100.0	0	0.0	42.4	46.2
	Pine	24570	13	Gastroenterology	1 in 60 miles and...	13	100.0	0	0.0	21.4	23.3
	Pipestone	24580	8	Gastroenterology	1 in 60 miles and...	8	100.0	0	0.0	42.8	49.5
	Polk	24590	16	Gastroenterology	1 in 60 miles and...	16	100.0	0	0.0	26.5	28.9
	Pope	24600	5	Gastroenterology	1 in 60 miles and...	5	100.0	0	0.0	28.5	31.0
	Ramsey	24610	36	Gastroenterology	1 in 60 miles and...	36	100.0	0	0.0	2.3	4.0
	Red Lake	24620	4	Gastroenterology	1 in 60 miles and...	4	100.0	0	0.0	30.4	33.1
	Redwood	24630	14	Gastroenterology	1 in 60 miles and...	14	100.0	0	0.0	20.1	21.8
	Renville	24640	10	Gastroenterology	1 in 60 miles and...	10	100.0	0	0.0	21.6	23.6
	Rice	24650	8	Gastroenterology	1 in 60 miles and...	8	100.0	0	0.0	11.1	12.1
	Rock	24660	7	Gastroenterology	1 in 60 miles and...	7	100.0	0	0.0	28.0	33.5
	Roseau	24670	8	Gastroenterology	1 in 60 miles and...	0	0.0	8	100.0	83.5	91.1
	Scott	24690	8	Gastroenterology	1 in 60 miles and...	8	100.0	0	0.0	7.2	8.0
	Sherburne	24700	7	Gastroenterology	1 in 60 miles and...	7	100.0	0	0.0	8.5	9.2
	Sibley	24710	7	Gastroenterology	1 in 60 miles and...	7	100.0	0	0.0	24.6	27.2
	St. Louis	24680	55	Gastroenterology	1 in 60 miles and...	54	98.2	1	1.8	16.2	18.2
	Stearns	24720	34	Gastroenterology	1 in 60 miles and...	34	100.0	0	0.0	9.7	11.1
	Stevens	24740	5	Gastroenterology	1 in 60 miles and...	3	60.0	2	40.0	53.0	57.7
	Swift	24750	7	Gastroenterology	1 in 60 miles and...	7	100.0	0	0.0	35.2	38.3
	Todd	24760	9	Gastroenterology	1 in 60 miles and...	9	100.0	0	0.0	24.7	26.9
	Traverse	24770	4	Gastroenterology	1 in 60 miles and...	4	100.0	0	0.0	38.1	41.5
	Wabasha	24780	9	Gastroenterology	1 in 60 miles and...	9	100.0	0	0.0	9.9	10.8
	Wadena	24790	7	Gastroenterology	1 in 60 miles and...	7	100.0	0	0.0	26.6	28.9
	Washington	24810	21	Gastroenterology	1 in 60 miles and...	21	100.0	0	0.0	5.8	6.9
	Wilkin	24830	7	Gastroenterology	1 in 60 miles and...	7	100.0	0	0.0	18.8	20.4
	Winona	24840	10	Gastroenterology	1 in 60 miles and...	10	100.0	0	0.0	11.2	12.2
	Wright	24850	31	Gastroenterology	1 in 60 miles and...	31	100.0	0	0.0	7.1	7.9
	Yellow Medicine	24860	7	Gastroenterology	1 in 60 miles and...	7	100.0	0	0.0	21.9	23.9
Grand Totals			946	Gastroenterology	1 in 60 miles and...	885	93.6	61	6.4	21.1	23.5

General Surgery

July 10, 2024

General Surgery
4,880 providers at 707 locations

■ All providers

Access Analysis

Employee Group

Census

Provider Group

General Surgery

946 employee locations

◆ With access (943)

● Without access (3)

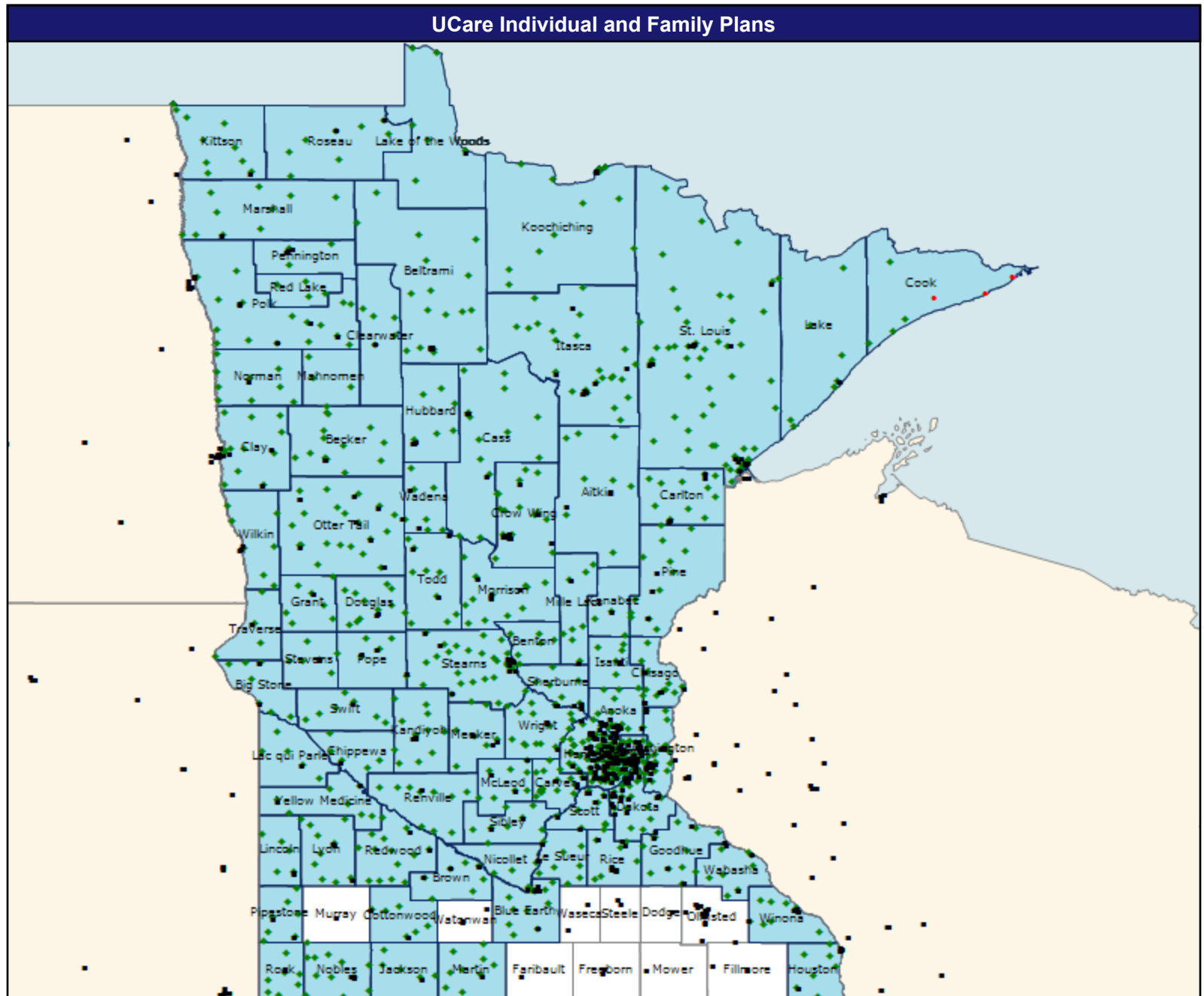
The Access Standard is defined as
(Census) employees accessing:

1 (General Surgery) provider in 60
miles and 60 minutes

Service Areas

■ IFP

61.64 miles



Access Detail By County - General Surgery

July 10, 2024

Access Analysis
 Access Analysis
 Employee / Provider Groups
 Census
 General Surgery

All Eligibles											
State Name	County	County SSA	Employee #	Provider		With Access		Without Access		Average Distance	Average Time
				Group	Standard	#	%	#	%	1	1
Minnesota	Aitkin	24000	8	General Surgery	1 in 60 miles and...	8	100.0	0	0.0	16.2	17.6
	Anoka	24010	13	General Surgery	1 in 60 miles and...	13	100.0	0	0.0	4.9	5.7
	Becker	24020	14	General Surgery	1 in 60 miles and...	14	100.0	0	0.0	13.5	14.8
	Beltrami	24030	17	General Surgery	1 in 60 miles and...	17	100.0	0	0.0	24.2	26.4
	Benton	24040	5	General Surgery	1 in 60 miles and...	5	100.0	0	0.0	14.5	15.9
	Big Stone	24050	7	General Surgery	1 in 60 miles and...	7	100.0	0	0.0	8.4	9.1
	Blue Earth	24060	12	General Surgery	1 in 60 miles and...	12	100.0	0	0.0	7.0	7.7
	Brown	24070	7	General Surgery	1 in 60 miles and...	7	100.0	0	0.0	5.9	6.4
	Carlton	24080	11	General Surgery	1 in 60 miles and...	11	100.0	0	0.0	10.2	11.1
	Carver	24090	34	General Surgery	1 in 60 miles and...	34	100.0	0	0.0	8.8	9.5
	Cass	24100	12	General Surgery	1 in 60 miles and...	12	100.0	0	0.0	14.0	15.2
	Chippewa	24110	5	General Surgery	1 in 60 miles and...	5	100.0	0	0.0	10.5	11.4
	Chisago	24120	11	General Surgery	1 in 60 miles and...	11	100.0	0	0.0	4.1	4.4
	Clay	24130	14	General Surgery	1 in 60 miles and...	14	100.0	0	0.0	7.5	8.2
	Clearwater	24140	5	General Surgery	1 in 60 miles and...	5	100.0	0	0.0	12.1	13.2
	Cook	24150	7	General Surgery	1 in 60 miles and...	4	57.1	3	42.9	57.1	62.2
	Cottonwood	24160	6	General Surgery	1 in 60 miles and...	6	100.0	0	0.0	6.4	6.9
	Crow Wing	24170	15	General Surgery	1 in 60 miles and...	15	100.0	0	0.0	7.2	7.8
	Dakota	24180	20	General Surgery	1 in 60 miles and...	20	100.0	0	0.0	2.8	3.2
	Douglas	24200	11	General Surgery	1 in 60 miles and...	11	100.0	0	0.0	10.9	11.8
	Goodhue	24240	10	General Surgery	1 in 60 miles and...	10	100.0	0	0.0	5.7	6.2
	Grant	24250	7	General Surgery	1 in 60 miles and...	7	100.0	0	0.0	12.6	13.7
	Hennepin	24260	106	General Surgery	1 in 60 miles and...	106	100.0	0	0.0	2.2	2.9
	Houston	24270	7	General Surgery	1 in 60 miles and...	7	100.0	0	0.0	9.0	9.8
	Hubbard	24280	6	General Surgery	1 in 60 miles and...	6	100.0	0	0.0	12.6	13.7
	Isanti	24290	5	General Surgery	1 in 60 miles and...	5	100.0	0	0.0	7.0	7.6
	Itasca	24300	25	General Surgery	1 in 60 miles and...	25	100.0	0	0.0	10.6	11.5
	Jackson	24310	5	General Surgery	1 in 60 miles and...	5	100.0	0	0.0	10.4	11.3
	Kanabec	24320	3	General Surgery	1 in 60 miles and...	3	100.0	0	0.0	7.6	8.2
	Kandiyohi	24330	11	General Surgery	1 in 60 miles and...	11	100.0	0	0.0	11.8	12.8
	Kittson	24340	10	General Surgery	1 in 60 miles and...	10	100.0	0	0.0	19.1	21.1
	Koochiching	24350	12	General Surgery	1 in 60 miles and...	12	100.0	0	0.0	22.5	24.5
	Lac qui Parle	24360	5	General Surgery	1 in 60 miles and...	5	100.0	0	0.0	13.3	14.4
	Lake	24370	7	General Surgery	1 in 60 miles and...	7	100.0	0	0.0	21.0	22.9
	Lake of the Woods	24380	6	General Surgery	1 in 60 miles and...	6	100.0	0	0.0	23.5	25.6
	Le Sueur	24390	8	General Surgery	1 in 60 miles and...	8	100.0	0	0.0	9.9	10.8
	Lincoln	24400	5	General Surgery	1 in 60 miles and...	5	100.0	0	0.0	11.2	12.2
	Lyon	24410	10	General Surgery	1 in 60 miles and...	10	100.0	0	0.0	10.4	11.3
	Mahnomen	24430	3	General Surgery	1 in 60 miles and...	3	100.0	0	0.0	21.5	23.4
	Marshall	24440	10	General Surgery	1 in 60 miles and...	10	100.0	0	0.0	16.0	17.4

Access Detail By County - General Surgery

July 10, 2024

Access Analysis
 Access Analysis
 Employee / Provider Groups
 Census
 General Surgery

All Eligibles											
State Name	County	County SSA	Employee #	Provider		With Access		Without Access		Average Distance	Average Time
				Group	Standard	#	%	#	%	1	1
Minnesota	Martin	24450	9	General Surgery	1 in 60 miles and...	9	100.0	0	0.0	11.2	12.2
	McLeod	24420	8	General Surgery	1 in 60 miles and...	8	100.0	0	0.0	6.4	6.9
	Meeker	24460	7	General Surgery	1 in 60 miles and...	7	100.0	0	0.0	8.4	9.2
	Mille Lacs	24470	8	General Surgery	1 in 60 miles and...	8	100.0	0	0.0	11.1	12.2
	Morrison	24480	13	General Surgery	1 in 60 miles and...	13	100.0	0	0.0	9.1	9.9
	Nicollet	24510	5	General Surgery	1 in 60 miles and...	5	100.0	0	0.0	6.7	7.3
	Nobles	24520	12	General Surgery	1 in 60 miles and...	12	100.0	0	0.0	11.5	12.5
	Norman	24530	9	General Surgery	1 in 60 miles and...	9	100.0	0	0.0	15.2	16.6
	Otter Tail	24550	20	General Surgery	1 in 60 miles and...	20	100.0	0	0.0	7.0	7.5
	Pennington	24560	3	General Surgery	1 in 60 miles and...	3	100.0	0	0.0	8.6	9.3
	Pine	24570	13	General Surgery	1 in 60 miles and...	13	100.0	0	0.0	9.0	9.7
	Pipestone	24580	8	General Surgery	1 in 60 miles and...	8	100.0	0	0.0	6.8	7.4
	Polk	24590	16	General Surgery	1 in 60 miles and...	16	100.0	0	0.0	9.5	10.4
	Pope	24600	5	General Surgery	1 in 60 miles and...	5	100.0	0	0.0	6.1	6.6
	Ramsey	24610	36	General Surgery	1 in 60 miles and...	36	100.0	0	0.0	0.8	1.2
	Red Lake	24620	4	General Surgery	1 in 60 miles and...	4	100.0	0	0.0	15.7	17.1
	Redwood	24630	14	General Surgery	1 in 60 miles and...	14	100.0	0	0.0	11.9	12.9
	Renville	24640	10	General Surgery	1 in 60 miles and...	10	100.0	0	0.0	9.9	10.8
	Rice	24650	8	General Surgery	1 in 60 miles and...	8	100.0	0	0.0	5.6	6.0
	Rock	24660	7	General Surgery	1 in 60 miles and...	7	100.0	0	0.0	9.3	10.1
	Roseau	24670	8	General Surgery	1 in 60 miles and...	8	100.0	0	0.0	11.2	12.2
	Scott	24690	8	General Surgery	1 in 60 miles and...	8	100.0	0	0.0	3.5	3.9
	Sherburne	24700	7	General Surgery	1 in 60 miles and...	7	100.0	0	0.0	7.6	8.3
	Sibley	24710	7	General Surgery	1 in 60 miles and...	7	100.0	0	0.0	6.2	6.9
	St. Louis	24680	55	General Surgery	1 in 60 miles and...	55	100.0	0	0.0	12.7	14.0
	Stearns	24720	34	General Surgery	1 in 60 miles and...	34	100.0	0	0.0	5.9	6.5
	Stevens	24740	5	General Surgery	1 in 60 miles and...	5	100.0	0	0.0	8.7	9.5
	Swift	24750	7	General Surgery	1 in 60 miles and...	7	100.0	0	0.0	12.6	13.7
	Todd	24760	9	General Surgery	1 in 60 miles and...	9	100.0	0	0.0	8.8	9.5
	Traverse	24770	4	General Surgery	1 in 60 miles and...	4	100.0	0	0.0	10.0	10.8
	Wabasha	24780	9	General Surgery	1 in 60 miles and...	9	100.0	0	0.0	6.2	6.7
	Wadena	24790	7	General Surgery	1 in 60 miles and...	7	100.0	0	0.0	5.4	5.9
	Washington	24810	21	General Surgery	1 in 60 miles and...	21	100.0	0	0.0	3.3	3.9
	Wilkin	24830	7	General Surgery	1 in 60 miles and...	7	100.0	0	0.0	14.6	15.9
	Winona	24840	10	General Surgery	1 in 60 miles and...	10	100.0	0	0.0	6.7	7.3
	Wright	24850	31	General Surgery	1 in 60 miles and...	31	100.0	0	0.0	4.2	4.5
	Yellow Medicine	24860	7	General Surgery	1 in 60 miles and...	7	100.0	0	0.0	9.9	10.8
Grand Totals			946	General Surgery	1 in 60 miles and...	943	99.7	3	0.3	9.0	9.9

Genetics

July 10, 2024

Genetics

172 providers at 48 locations

■ All providers

Access Analysis

Employee Group

Census

Provider Group

Genetics

946 employee locations

◆ With access (615)

● Without access (331)

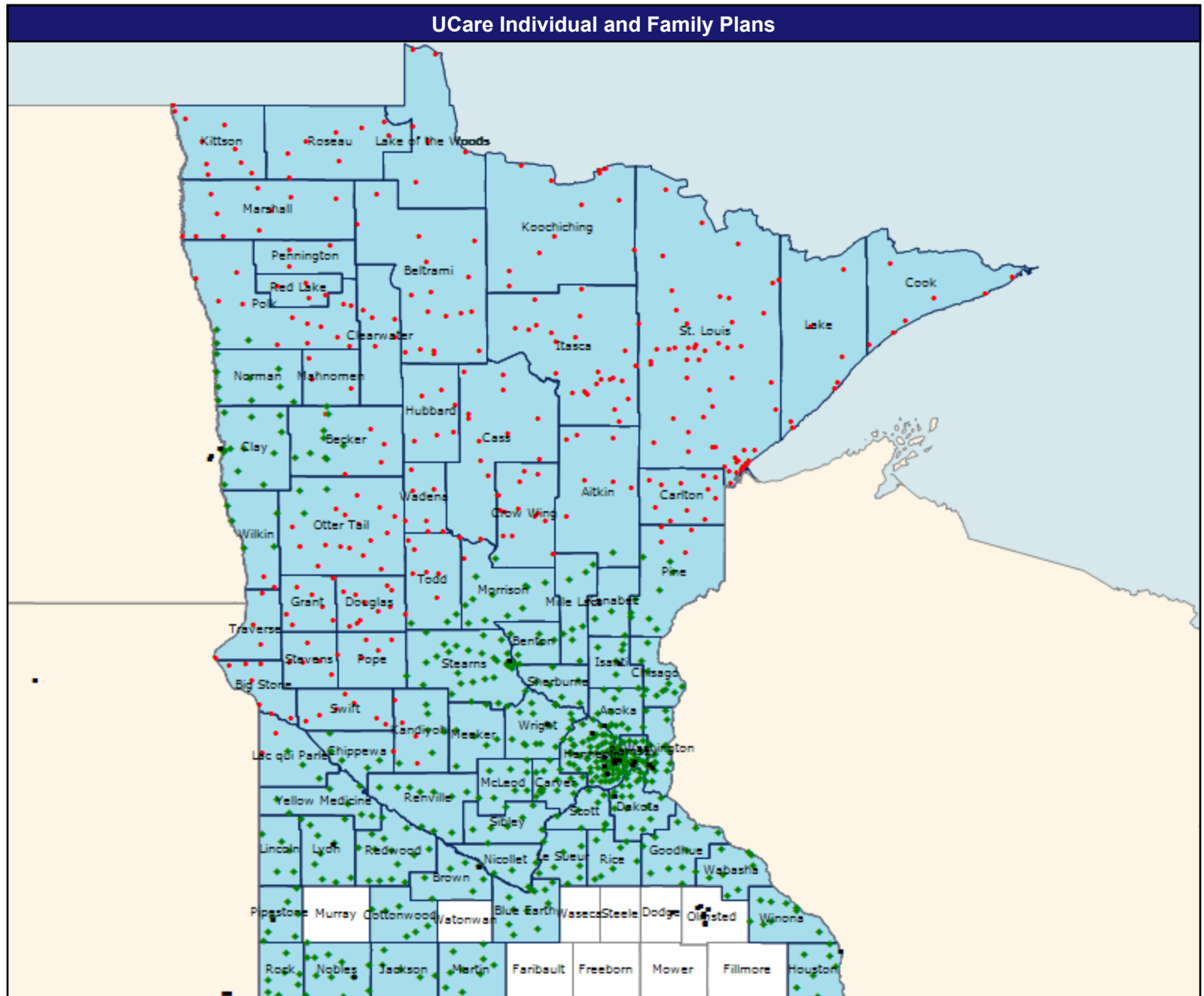
The Access Standard is defined as (Census) employees accessing:

1 (Genetics) provider in 60 miles and 60 minutes

Service Areas

■ IFP

61.64 miles



Access Detail By County - Genetics

July 10, 2024

Access Analysis
 Access Analysis
 Employee / Provider Groups
 Census
 Genetics

All Eligibles											
State Name	County	County SSA	Employee #	Provider		With Access		Without Access		Average Distance	Average Time
				Group	Standard	#	%	#	%	1	1
Minnesota	Aitkin	24000	8	Genetics	1 in 60 miles and...	1	12.5	7	87.5	81.3	88.8
	Anoka	24010	13	Genetics	1 in 60 miles and...	13	100.0	0	0.0	9.6	12.5
	Becker	24020	14	Genetics	1 in 60 miles and...	9	64.3	5	35.7	51.5	56.6
	Beltrami	24030	17	Genetics	1 in 60 miles and...	0	0.0	17	100.0	115.1	125.5
	Benton	24040	5	Genetics	1 in 60 miles and...	5	100.0	0	0.0	16.3	19.5
	Big Stone	24050	7	Genetics	1 in 60 miles and...	0	0.0	7	100.0	78.2	85.3
	Blue Earth	24060	12	Genetics	1 in 60 miles and...	12	100.0	0	0.0	34.7	38.2
	Brown	24070	7	Genetics	1 in 60 miles and...	7	100.0	0	0.0	14.4	15.7
	Carlton	24080	11	Genetics	1 in 60 miles and...	0	0.0	11	100.0	81.3	88.7
	Carver	24090	34	Genetics	1 in 60 miles and...	34	100.0	0	0.0	26.9	30.1
	Cass	24100	12	Genetics	1 in 60 miles and...	0	0.0	12	100.0	98.1	112.9
	Chippewa	24110	5	Genetics	1 in 60 miles and...	5	100.0	0	0.0	42.4	46.2
	Chisago	24120	11	Genetics	1 in 60 miles and...	11	100.0	0	0.0	24.9	27.1
	Clay	24130	14	Genetics	1 in 60 miles and...	14	100.0	0	0.0	15.3	16.9
	Clearwater	24140	5	Genetics	1 in 60 miles and...	0	0.0	5	100.0	92.8	101.2
	Cook	24150	7	Genetics	1 in 60 miles and...	0	0.0	7	100.0	204.1	222.6
	Cottonwood	24160	6	Genetics	1 in 60 miles and...	6	100.0	0	0.0	38.8	42.3
	Crow Wing	24170	15	Genetics	1 in 60 miles and...	1	6.7	14	93.3	65.4	78.4
	Dakota	24180	20	Genetics	1 in 60 miles and...	20	100.0	0	0.0	10.3	13.2
	Douglas	24200	11	Genetics	1 in 60 miles and...	0	0.0	11	100.0	68.3	81.9
	Goodhue	24240	10	Genetics	1 in 60 miles and...	10	100.0	0	0.0	26.6	30.1
	Grant	24250	7	Genetics	1 in 60 miles and...	0	0.0	7	100.0	80.5	89.4
	Hennepin	24260	106	Genetics	1 in 60 miles and...	106	100.0	0	0.0	6.1	9.1
	Houston	24270	7	Genetics	1 in 60 miles and...	7	100.0	0	0.0	17.7	19.3
	Hubbard	24280	6	Genetics	1 in 60 miles and...	0	0.0	6	100.0	94.7	103.2
	Isanti	24290	5	Genetics	1 in 60 miles and...	5	100.0	0	0.0	7.7	8.3
	Itasca	24300	25	Genetics	1 in 60 miles and...	0	0.0	25	100.0	129.8	141.9
	Jackson	24310	5	Genetics	1 in 60 miles and...	5	100.0	0	0.0	26.0	28.3
	Kanabec	24320	3	Genetics	1 in 60 miles and...	3	100.0	0	0.0	20.8	22.6
	Kandiyohi	24330	11	Genetics	1 in 60 miles and...	6	54.5	5	45.5	54.1	60.7
	Kittson	24340	10	Genetics	1 in 60 miles and...	0	0.0	10	100.0	133.5	147.1
	Koochiching	24350	12	Genetics	1 in 60 miles and...	0	0.0	12	100.0	177.8	194.0
	Lac qui Parle	24360	5	Genetics	1 in 60 miles and...	3	60.0	2	40.0	48.1	52.5
	Lake	24370	7	Genetics	1 in 60 miles and...	0	0.0	7	100.0	155.4	169.5
	Lake of the Woods	24380	6	Genetics	1 in 60 miles and...	0	0.0	6	100.0	168.4	183.7
	Le Sueur	24390	8	Genetics	1 in 60 miles and...	8	100.0	0	0.0	36.4	41.0
	Lincoln	24400	5	Genetics	1 in 60 miles and...	5	100.0	0	0.0	25.0	27.2
	Lyon	24410	10	Genetics	1 in 60 miles and...	10	100.0	0	0.0	14.8	16.1
	Mahnomen	24430	3	Genetics	1 in 60 miles and...	0	0.0	3	100.0	62.7	68.3
	Marshall	24440	10	Genetics	1 in 60 miles and...	0	0.0	10	100.0	104.0	113.4

Access Detail By County - Genetics

July 10, 2024

Access Analysis
 Access Analysis
 Employee / Provider Groups
 Census
 Genetics

All Eligibles											
State Name	County	County SSA	Employee #	Provider		With Access		Without Access		Average Distance	Average Time
				Group	Standard	#	%	#	%	1	1
Minnesota	Martin	24450	9	Genetics	1 in 60 miles and...	9	100.0	0	0.0	43.6	47.5
	McLeod	24420	8	Genetics	1 in 60 miles and...	8	100.0	0	0.0	31.9	34.7
	Meeker	24460	7	Genetics	1 in 60 miles and...	7	100.0	0	0.0	33.9	37.8
	Mille Lacs	24470	8	Genetics	1 in 60 miles and...	8	100.0	0	0.0	33.9	37.6
	Morrison	24480	13	Genetics	1 in 60 miles and...	11	84.6	2	15.4	36.1	43.6
	Nicollet	24510	5	Genetics	1 in 60 miles and...	5	100.0	0	0.0	18.2	19.8
	Nobles	24520	12	Genetics	1 in 60 miles and...	12	100.0	0	0.0	16.3	17.7
	Norman	24530	9	Genetics	1 in 60 miles and...	9	100.0	0	0.0	36.4	39.6
	Otter Tail	24550	20	Genetics	1 in 60 miles and...	3	15.0	17	85.0	68.8	75.7
	Pennington	24560	3	Genetics	1 in 60 miles and...	0	0.0	3	100.0	93.1	101.5
	Pine	24570	13	Genetics	1 in 60 miles and...	9	69.2	4	30.8	44.9	49.0
	Pipestone	24580	8	Genetics	1 in 60 miles and...	8	100.0	0	0.0	10.9	11.8
	Polk	24590	16	Genetics	1 in 60 miles and...	3	18.8	13	81.2	69.2	75.4
	Pope	24600	5	Genetics	1 in 60 miles and...	0	0.0	5	100.0	63.4	75.8
	Ramsey	24610	36	Genetics	1 in 60 miles and...	36	100.0	0	0.0	3.3	5.6
	Red Lake	24620	4	Genetics	1 in 60 miles and...	0	0.0	4	100.0	81.2	88.5
	Redwood	24630	14	Genetics	1 in 60 miles and...	14	100.0	0	0.0	27.7	30.1
	Renville	24640	10	Genetics	1 in 60 miles and...	10	100.0	0	0.0	39.2	42.7
	Rice	24650	8	Genetics	1 in 60 miles and...	8	100.0	0	0.0	28.9	33.9
	Rock	24660	7	Genetics	1 in 60 miles and...	7	100.0	0	0.0	22.7	25.7
	Roseau	24670	8	Genetics	1 in 60 miles and...	0	0.0	8	100.0	141.5	154.4
	Scott	24690	8	Genetics	1 in 60 miles and...	8	100.0	0	0.0	16.9	20.6
	Sherburne	24700	7	Genetics	1 in 60 miles and...	7	100.0	0	0.0	17.1	19.3
	Sibley	24710	7	Genetics	1 in 60 miles and...	7	100.0	0	0.0	29.5	32.7
	St. Louis	24680	55	Genetics	1 in 60 miles and...	0	0.0	55	100.0	132.3	146.7
	Stearns	24720	34	Genetics	1 in 60 miles and...	34	100.0	0	0.0	16.7	20.1
	Stevens	24740	5	Genetics	1 in 60 miles and...	0	0.0	5	100.0	81.2	88.5
	Swift	24750	7	Genetics	1 in 60 miles and...	0	0.0	7	100.0	60.2	65.6
	Todd	24760	9	Genetics	1 in 60 miles and...	3	33.3	6	66.7	56.8	68.1
	Traverse	24770	4	Genetics	1 in 60 miles and...	0	0.0	4	100.0	76.2	85.1
	Wabasha	24780	9	Genetics	1 in 60 miles and...	9	100.0	0	0.0	24.1	26.3
	Wadena	24790	7	Genetics	1 in 60 miles and...	0	0.0	7	100.0	78.5	90.9
	Washington	24810	21	Genetics	1 in 60 miles and...	21	100.0	0	0.0	9.9	12.3
	Wilkin	24830	7	Genetics	1 in 60 miles and...	5	71.4	2	28.6	46.8	51.7
	Winona	24840	10	Genetics	1 in 60 miles and...	10	100.0	0	0.0	28.5	31.0
	Wright	24850	31	Genetics	1 in 60 miles and...	31	100.0	0	0.0	12.5	13.8
	Yellow Medicine	24860	7	Genetics	1 in 60 miles and...	7	100.0	0	0.0	27.9	30.3
Grand Totals			946	Genetics	1 in 60 miles and...	615	65.0	331	35.0	49.7	55.6

Infectious Disease

July 10, 2024

Infectious Disease

611 providers at 168 locations

■ All providers

Access Analysis

Employee Group

Census

Provider Group

Infectious Disease

946 employee locations

◆ With access (857)

● Without access (89)

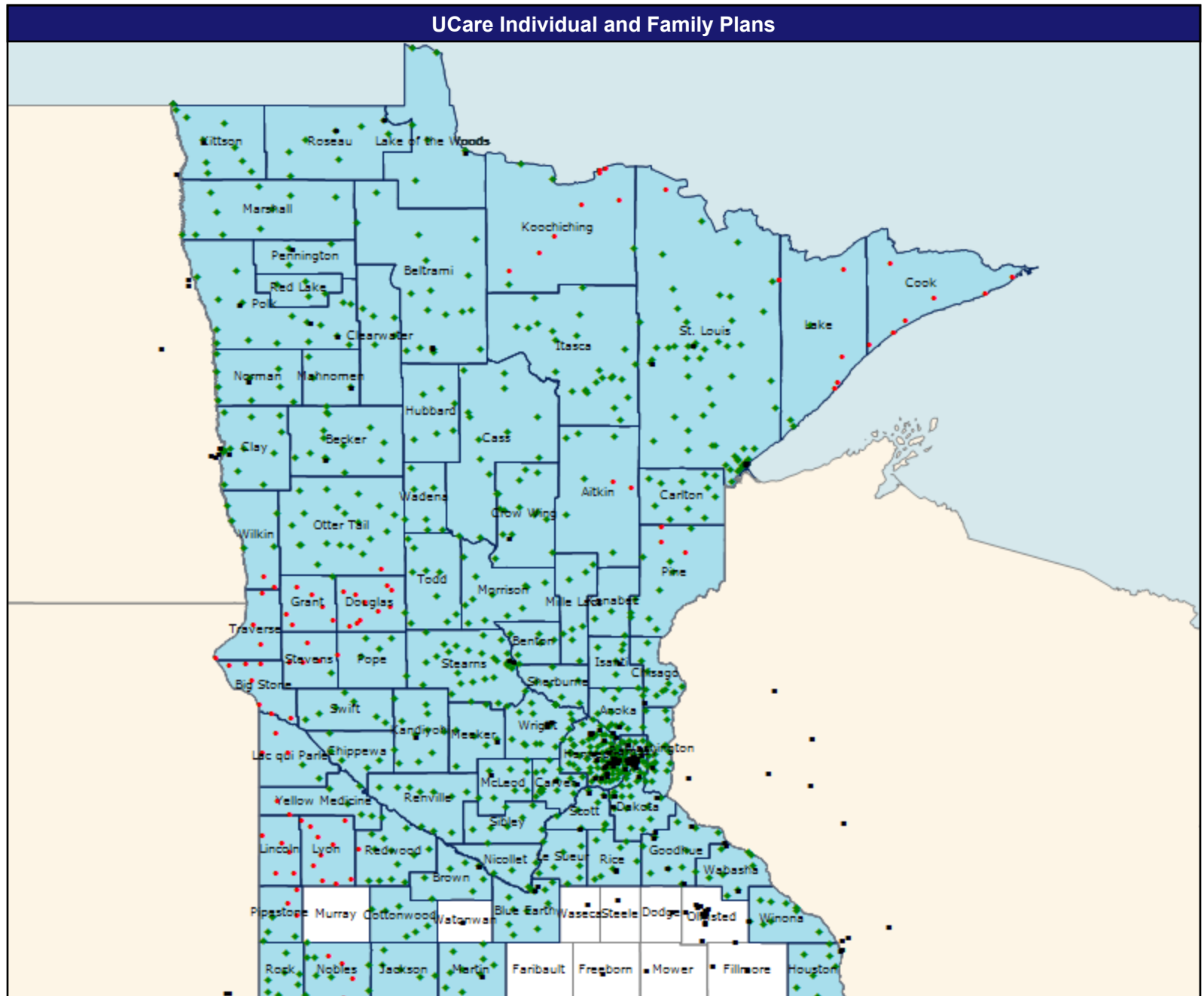
The Access Standard is defined as
(Census) employees accessing:

1 (Infectious Disease) provider in 60
miles and 60 minutes

Service Areas

■ IFP

61.64 miles



Access Detail By County - Infectious Disease

July 10, 2024

Access Analysis
 Access Analysis
 Employee / Provider Groups
 Census
 Infectious Disease

All Eligibles											
State Name	County	County SSA	Employee #	Provider		With Access		Without Access		Average Distance	Average Time
				Group	Standard	#	%	#	%	1	1
Minnesota	Aitkin	24000	8	Infectious Dise...	1 in 60 miles and...	6	75.0	2	25.0	47.9	52.7
	Anoka	24010	13	Infectious Dise...	1 in 60 miles and...	13	100.0	0	0.0	6.8	8.3
	Becker	24020	14	Infectious Dise...	1 in 60 miles and...	14	100.0	0	0.0	14.7	16.1
	Beltrami	24030	17	Infectious Dise...	1 in 60 miles and...	17	100.0	0	0.0	24.3	26.4
	Benton	24040	5	Infectious Dise...	1 in 60 miles and...	5	100.0	0	0.0	15.7	18.8
	Big Stone	24050	7	Infectious Dise...	1 in 60 miles and...	0	0.0	7	100.0	74.7	81.5
	Blue Earth	24060	12	Infectious Dise...	1 in 60 miles and...	12	100.0	0	0.0	11.2	12.3
	Brown	24070	7	Infectious Dise...	1 in 60 miles and...	7	100.0	0	0.0	13.0	14.1
	Carlton	24080	11	Infectious Dise...	1 in 60 miles and...	11	100.0	0	0.0	33.9	40.6
	Carver	24090	34	Infectious Dise...	1 in 60 miles and...	34	100.0	0	0.0	9.2	10.0
	Cass	24100	12	Infectious Dise...	1 in 60 miles and...	12	100.0	0	0.0	37.4	40.7
	Chippewa	24110	5	Infectious Dise...	1 in 60 miles and...	5	100.0	0	0.0	34.3	37.4
	Chisago	24120	11	Infectious Dise...	1 in 60 miles and...	11	100.0	0	0.0	12.6	13.7
	Clay	24130	14	Infectious Dise...	1 in 60 miles and...	14	100.0	0	0.0	12.6	13.9
	Clearwater	24140	5	Infectious Dise...	1 in 60 miles and...	5	100.0	0	0.0	21.1	23.0
	Cook	24150	7	Infectious Dise...	1 in 60 miles and...	0	0.0	7	100.0	101.7	110.9
	Cottonwood	24160	6	Infectious Dise...	1 in 60 miles and...	6	100.0	0	0.0	29.5	32.2
	Crow Wing	24170	15	Infectious Dise...	1 in 60 miles and...	15	100.0	0	0.0	19.1	20.8
	Dakota	24180	20	Infectious Dise...	1 in 60 miles and...	20	100.0	0	0.0	4.8	5.9
	Douglas	24200	11	Infectious Dise...	1 in 60 miles and...	1	9.1	10	90.9	59.8	65.2
	Goodhue	24240	10	Infectious Dise...	1 in 60 miles and...	10	100.0	0	0.0	5.7	6.2
	Grant	24250	7	Infectious Dise...	1 in 60 miles and...	1	14.3	6	85.7	63.3	69.0
	Hennepin	24260	106	Infectious Dise...	1 in 60 miles and...	106	100.0	0	0.0	4.1	5.5
	Houston	24270	7	Infectious Dise...	1 in 60 miles and...	7	100.0	0	0.0	16.8	18.3
	Hubbard	24280	6	Infectious Dise...	1 in 60 miles and...	6	100.0	0	0.0	31.5	34.3
	Isanti	24290	5	Infectious Dise...	1 in 60 miles and...	5	100.0	0	0.0	7.7	8.3
	Itasca	24300	25	Infectious Dise...	1 in 60 miles and...	25	100.0	0	0.0	34.0	37.1
	Jackson	24310	5	Infectious Dise...	1 in 60 miles and...	5	100.0	0	0.0	34.5	37.6
	Kanabec	24320	3	Infectious Dise...	1 in 60 miles and...	3	100.0	0	0.0	20.8	22.6
	Kandiyohi	24330	11	Infectious Dise...	1 in 60 miles and...	11	100.0	0	0.0	13.4	14.5
	Kittson	24340	10	Infectious Dise...	1 in 60 miles and...	10	100.0	0	0.0	17.3	19.0
	Koochiching	24350	12	Infectious Dise...	1 in 60 miles and...	4	33.3	8	66.7	54.0	58.9
	Lac qui Parle	24360	5	Infectious Dise...	1 in 60 miles and...	2	40.0	3	60.0	58.6	63.9
	Lake	24370	7	Infectious Dise...	1 in 60 miles and...	3	42.9	4	57.1	54.0	61.7
	Lake of the Woods	24380	6	Infectious Dise...	1 in 60 miles and...	6	100.0	0	0.0	23.5	25.6
	Le Sueur	24390	8	Infectious Dise...	1 in 60 miles and...	8	100.0	0	0.0	13.5	14.7
	Lincoln	24400	5	Infectious Dise...	1 in 60 miles and...	0	0.0	5	100.0	67.4	80.9
	Lyon	24410	10	Infectious Dise...	1 in 60 miles and...	0	0.0	10	100.0	66.7	72.7
	Mahnomen	24430	3	Infectious Dise...	1 in 60 miles and...	3	100.0	0	0.0	11.3	12.3
	Marshall	24440	10	Infectious Dise...	1 in 60 miles and...	10	100.0	0	0.0	25.3	27.6

Access Detail By County - Infectious Disease

July 10, 2024

Access Analysis
 Access Analysis
 Employee / Provider Groups
 Census
 Infectious Disease

All Eligibles											
State Name	County	County SSA	Employee #	Provider		With Access		Without Access		Average Distance	Average Time
				Group	Standard	#	%	#	%	1	1
Minnesota	Martin	24450	9	Infectious Dise...	1 in 60 miles and...	9	100.0	0	0.0	12.1	13.1
	McLeod	24420	8	Infectious Dise...	1 in 60 miles and...	8	100.0	0	0.0	13.2	14.3
	Meeker	24460	7	Infectious Dise...	1 in 60 miles and...	7	100.0	0	0.0	14.2	15.4
	Mille Lacs	24470	8	Infectious Dise...	1 in 60 miles and...	8	100.0	0	0.0	31.7	35.3
	Morrison	24480	13	Infectious Dise...	1 in 60 miles and...	13	100.0	0	0.0	27.7	31.7
	Nicollet	24510	5	Infectious Dise...	1 in 60 miles and...	5	100.0	0	0.0	10.3	11.2
	Nobles	24520	12	Infectious Dise...	1 in 60 miles and...	8	66.7	4	33.3	48.3	56.6
	Norman	24530	9	Infectious Dise...	1 in 60 miles and...	9	100.0	0	0.0	15.7	17.1
	Otter Tail	24550	20	Infectious Dise...	1 in 60 miles and...	19	95.0	1	5.0	37.4	40.8
	Pennington	24560	3	Infectious Dise...	1 in 60 miles and...	3	100.0	0	0.0	8.8	9.6
	Pine	24570	13	Infectious Dise...	1 in 60 miles and...	10	76.9	3	23.1	41.6	46.6
	Pipestone	24580	8	Infectious Dise...	1 in 60 miles and...	5	62.5	3	37.5	47.6	57.1
	Polk	24590	16	Infectious Dise...	1 in 60 miles and...	16	100.0	0	0.0	11.4	12.4
	Pope	24600	5	Infectious Dise...	1 in 60 miles and...	4	80.0	1	20.0	50.3	54.9
	Ramsey	24610	36	Infectious Dise...	1 in 60 miles and...	36	100.0	0	0.0	1.5	2.5
	Red Lake	24620	4	Infectious Dise...	1 in 60 miles and...	4	100.0	0	0.0	16.5	18.0
	Redwood	24630	14	Infectious Dise...	1 in 60 miles and...	13	92.9	1	7.1	42.1	45.9
	Renville	24640	10	Infectious Dise...	1 in 60 miles and...	10	100.0	0	0.0	27.2	29.7
	Rice	24650	8	Infectious Dise...	1 in 60 miles and...	8	100.0	0	0.0	10.4	11.4
	Rock	24660	7	Infectious Dise...	1 in 60 miles and...	7	100.0	0	0.0	28.2	33.8
	Roseau	24670	8	Infectious Dise...	1 in 60 miles and...	8	100.0	0	0.0	13.4	14.6
	Scott	24690	8	Infectious Dise...	1 in 60 miles and...	8	100.0	0	0.0	6.5	7.3
	Sherburne	24700	7	Infectious Dise...	1 in 60 miles and...	7	100.0	0	0.0	15.6	17.8
	Sibley	24710	7	Infectious Dise...	1 in 60 miles and...	7	100.0	0	0.0	20.9	23.1
	St. Louis	24680	55	Infectious Dise...	1 in 60 miles and...	53	96.4	2	3.6	19.6	22.0
	Stearns	24720	34	Infectious Dise...	1 in 60 miles and...	34	100.0	0	0.0	15.0	17.6
	Stevens	24740	5	Infectious Dise...	1 in 60 miles and...	1	20.0	4	80.0	64.8	70.7
	Swift	24750	7	Infectious Dise...	1 in 60 miles and...	7	100.0	0	0.0	36.5	39.7
	Todd	24760	9	Infectious Dise...	1 in 60 miles and...	9	100.0	0	0.0	43.4	48.2
	Traverse	24770	4	Infectious Dise...	1 in 60 miles and...	0	0.0	4	100.0	76.9	84.2
	Wabasha	24780	9	Infectious Dise...	1 in 60 miles and...	9	100.0	0	0.0	10.1	10.9
	Wadena	24790	7	Infectious Dise...	1 in 60 miles and...	7	100.0	0	0.0	39.8	43.3
	Washington	24810	21	Infectious Dise...	1 in 60 miles and...	21	100.0	0	0.0	6.8	8.5
	Wilkin	24830	7	Infectious Dise...	1 in 60 miles and...	5	71.4	2	28.6	43.2	47.1
	Winona	24840	10	Infectious Dise...	1 in 60 miles and...	10	100.0	0	0.0	15.7	17.1
	Wright	24850	31	Infectious Dise...	1 in 60 miles and...	31	100.0	0	0.0	10.1	11.1
	Yellow Medicine	24860	7	Infectious Dise...	1 in 60 miles and...	5	71.4	2	28.6	54.5	59.4
Grand Totals			946	Infectious Dise...	1 in 60 miles and...	857	90.6	89	9.4	22.4	25.0

Mammography

July 10, 2024

Mammography

478 providers at 219 locations

■ All providers

Access Analysis

Employee Group

Census

Provider Group

Mammography

946 employee locations

◆ With access (946)

● Without access (0)

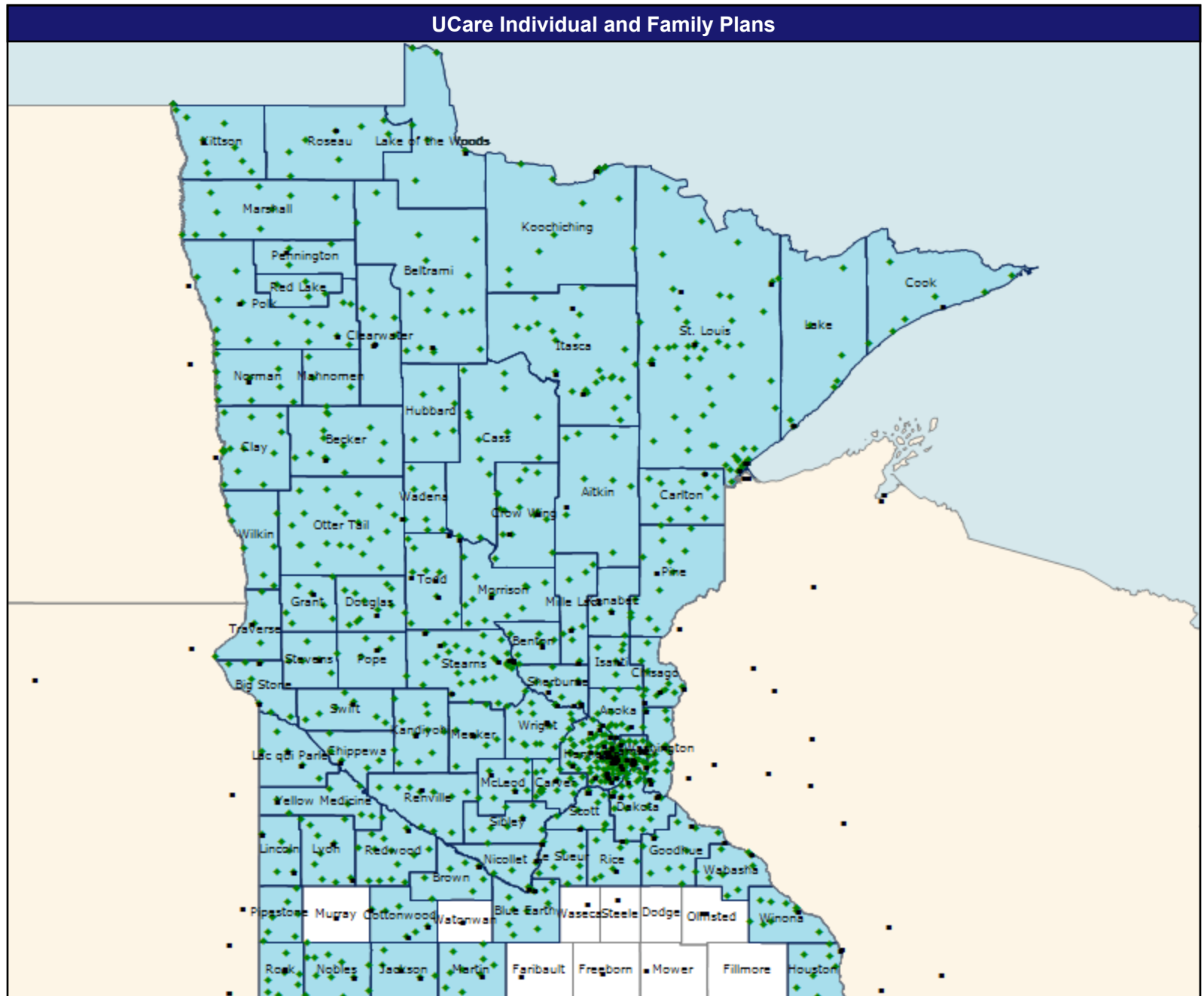
The Access Standard is defined as (Census) employees accessing:

1 (Mammography) provider in 60 miles and 60 minutes

Service Areas

■ IFP

61.64 miles



Access Detail By County - Mammography

July 10, 2024

Access Analysis
 Access Analysis
 Employee / Provider Groups
 Census
 Mammography

All Eligibles											
State Name	County	County SSA	Employee #	Provider		With Access		Without Access		Average Distance	Average Time
				Group	Standard	#	%	#	%	1	1
Minnesota	Aitkin	24000	8	Mammography	1 in 60 miles and...	8	100.0	0	0.0	22.2	24.1
	Anoka	24010	13	Mammography	1 in 60 miles and...	13	100.0	0	0.0	6.5	8.0
	Becker	24020	14	Mammography	1 in 60 miles and...	14	100.0	0	0.0	15.4	16.9
	Beltrami	24030	17	Mammography	1 in 60 miles and...	17	100.0	0	0.0	24.8	27.0
	Benton	24040	5	Mammography	1 in 60 miles and...	5	100.0	0	0.0	6.0	6.8
	Big Stone	24050	7	Mammography	1 in 60 miles and...	7	100.0	0	0.0	8.0	8.7
	Blue Earth	24060	12	Mammography	1 in 60 miles and...	12	100.0	0	0.0	10.6	11.6
	Brown	24070	7	Mammography	1 in 60 miles and...	7	100.0	0	0.0	10.8	11.7
	Carlton	24080	11	Mammography	1 in 60 miles and...	11	100.0	0	0.0	16.6	18.1
	Carver	24090	34	Mammography	1 in 60 miles and...	34	100.0	0	0.0	9.4	10.3
	Cass	24100	12	Mammography	1 in 60 miles and...	12	100.0	0	0.0	29.9	32.6
	Chippewa	24110	5	Mammography	1 in 60 miles and...	5	100.0	0	0.0	11.3	12.2
	Chisago	24120	11	Mammography	1 in 60 miles and...	11	100.0	0	0.0	6.7	7.2
	Clay	24130	14	Mammography	1 in 60 miles and...	14	100.0	0	0.0	15.5	19.7
	Clearwater	24140	5	Mammography	1 in 60 miles and...	5	100.0	0	0.0	12.0	13.0
	Cook	24150	7	Mammography	1 in 60 miles and...	7	100.0	0	0.0	27.3	29.7
	Cottonwood	24160	6	Mammography	1 in 60 miles and...	6	100.0	0	0.0	4.3	4.7
	Crow Wing	24170	15	Mammography	1 in 60 miles and...	15	100.0	0	0.0	12.5	13.6
	Dakota	24180	20	Mammography	1 in 60 miles and...	20	100.0	0	0.0	4.5	5.4
	Douglas	24200	11	Mammography	1 in 60 miles and...	11	100.0	0	0.0	11.6	12.6
	Goodhue	24240	10	Mammography	1 in 60 miles and...	10	100.0	0	0.0	11.3	12.3
	Grant	24250	7	Mammography	1 in 60 miles and...	7	100.0	0	0.0	12.6	13.7
	Hennepin	24260	106	Mammography	1 in 60 miles and...	106	100.0	0	0.0	3.1	4.3
	Houston	24270	7	Mammography	1 in 60 miles and...	7	100.0	0	0.0	17.7	19.2
	Hubbard	24280	6	Mammography	1 in 60 miles and...	6	100.0	0	0.0	30.8	33.6
	Isanti	24290	5	Mammography	1 in 60 miles and...	5	100.0	0	0.0	7.7	8.3
	Itasca	24300	25	Mammography	1 in 60 miles and...	25	100.0	0	0.0	14.0	15.2
	Jackson	24310	5	Mammography	1 in 60 miles and...	5	100.0	0	0.0	6.6	7.1
	Kanabec	24320	3	Mammography	1 in 60 miles and...	3	100.0	0	0.0	8.1	8.7
	Kandiyohi	24330	11	Mammography	1 in 60 miles and...	11	100.0	0	0.0	12.8	13.9
	Kittson	24340	10	Mammography	1 in 60 miles and...	10	100.0	0	0.0	17.4	19.1
	Koochiching	24350	12	Mammography	1 in 60 miles and...	12	100.0	0	0.0	22.0	24.0
	Lac qui Parle	24360	5	Mammography	1 in 60 miles and...	5	100.0	0	0.0	7.7	8.4
	Lake	24370	7	Mammography	1 in 60 miles and...	7	100.0	0	0.0	25.2	27.5
	Lake of the Woods	24380	6	Mammography	1 in 60 miles and...	6	100.0	0	0.0	29.9	32.6
	Le Sueur	24390	8	Mammography	1 in 60 miles and...	8	100.0	0	0.0	10.8	11.7
	Lincoln	24400	5	Mammography	1 in 60 miles and...	5	100.0	0	0.0	6.0	6.6
	Lyon	24410	10	Mammography	1 in 60 miles and...	10	100.0	0	0.0	10.5	11.4
	Mahnomen	24430	3	Mammography	1 in 60 miles and...	3	100.0	0	0.0	23.4	25.5
	Marshall	24440	10	Mammography	1 in 60 miles and...	10	100.0	0	0.0	26.0	28.3

Access Detail By County - Mammography

July 10, 2024

Access Analysis
 Access Analysis
 Employee / Provider Groups
 Census
 Mammography

All Eligibles											
State Name	County	County SSA	Employee #	Provider		With Access		Without Access		Average Distance	Average Time
				Group	Standard	#	%	#	%	1	1
Minnesota	Martin	24450	9	Mammography	1 in 60 miles and...	9	100.0	0	0.0	11.2	12.2
	McLeod	24420	8	Mammography	1 in 60 miles and...	8	100.0	0	0.0	9.1	9.9
	Meeker	24460	7	Mammography	1 in 60 miles and...	7	100.0	0	0.0	11.1	12.0
	Mille Lacs	24470	8	Mammography	1 in 60 miles and...	8	100.0	0	0.0	11.4	12.5
	Morrison	24480	13	Mammography	1 in 60 miles and...	13	100.0	0	0.0	13.4	14.6
	Nicollet	24510	5	Mammography	1 in 60 miles and...	5	100.0	0	0.0	7.6	8.2
	Nobles	24520	12	Mammography	1 in 60 miles and...	12	100.0	0	0.0	13.0	14.1
	Norman	24530	9	Mammography	1 in 60 miles and...	9	100.0	0	0.0	14.4	15.6
	Otter Tail	24550	20	Mammography	1 in 60 miles and...	20	100.0	0	0.0	21.8	23.7
	Pennington	24560	3	Mammography	1 in 60 miles and...	3	100.0	0	0.0	10.0	10.9
	Pine	24570	13	Mammography	1 in 60 miles and...	13	100.0	0	0.0	13.7	14.9
	Pipestone	24580	8	Mammography	1 in 60 miles and...	8	100.0	0	0.0	15.7	17.1
	Polk	24590	16	Mammography	1 in 60 miles and...	16	100.0	0	0.0	14.0	15.3
	Pope	24600	5	Mammography	1 in 60 miles and...	5	100.0	0	0.0	8.0	8.8
	Ramsey	24610	36	Mammography	1 in 60 miles and...	36	100.0	0	0.0	1.8	3.0
	Red Lake	24620	4	Mammography	1 in 60 miles and...	4	100.0	0	0.0	20.8	22.7
	Redwood	24630	14	Mammography	1 in 60 miles and...	14	100.0	0	0.0	14.6	15.9
	Renville	24640	10	Mammography	1 in 60 miles and...	10	100.0	0	0.0	11.4	12.4
	Rice	24650	8	Mammography	1 in 60 miles and...	8	100.0	0	0.0	8.3	9.0
	Rock	24660	7	Mammography	1 in 60 miles and...	7	100.0	0	0.0	9.6	10.4
	Roseau	24670	8	Mammography	1 in 60 miles and...	8	100.0	0	0.0	18.1	19.6
	Scott	24690	8	Mammography	1 in 60 miles and...	8	100.0	0	0.0	7.4	8.3
	Sherburne	24700	7	Mammography	1 in 60 miles and...	7	100.0	0	0.0	4.9	5.4
	Sibley	24710	7	Mammography	1 in 60 miles and...	7	100.0	0	0.0	10.0	11.0
	St. Louis	24680	55	Mammography	1 in 60 miles and...	55	100.0	0	0.0	12.7	14.1
	Stearns	24720	34	Mammography	1 in 60 miles and...	34	100.0	0	0.0	6.8	7.6
	Stevens	24740	5	Mammography	1 in 60 miles and...	5	100.0	0	0.0	8.8	9.6
	Swift	24750	7	Mammography	1 in 60 miles and...	7	100.0	0	0.0	12.6	13.7
	Todd	24760	9	Mammography	1 in 60 miles and...	9	100.0	0	0.0	8.5	9.2
	Traverse	24770	4	Mammography	1 in 60 miles and...	4	100.0	0	0.0	10.0	10.8
	Wabasha	24780	9	Mammography	1 in 60 miles and...	9	100.0	0	0.0	10.9	11.8
	Wadena	24790	7	Mammography	1 in 60 miles and...	7	100.0	0	0.0	12.6	13.8
	Washington	24810	21	Mammography	1 in 60 miles and...	21	100.0	0	0.0	4.5	5.4
	Wilkin	24830	7	Mammography	1 in 60 miles and...	7	100.0	0	0.0	28.9	33.9
	Winona	24840	10	Mammography	1 in 60 miles and...	10	100.0	0	0.0	12.2	13.3
	Wright	24850	31	Mammography	1 in 60 miles and...	31	100.0	0	0.0	6.6	7.3
	Yellow Medicine	24860	7	Mammography	1 in 60 miles and...	7	100.0	0	0.0	15.3	16.7
Grand Totals			946	Mammography	1 in 60 miles and...	946	100.0	0	0.0	11.4	12.6

Nephrology

July 10, 2024

Nephrology

860 providers at 226 locations

■ All providers

Access Analysis

Employee Group

Census

Provider Group

Nephrology

946 employee locations

◆ With access (935)

● Without access (11)

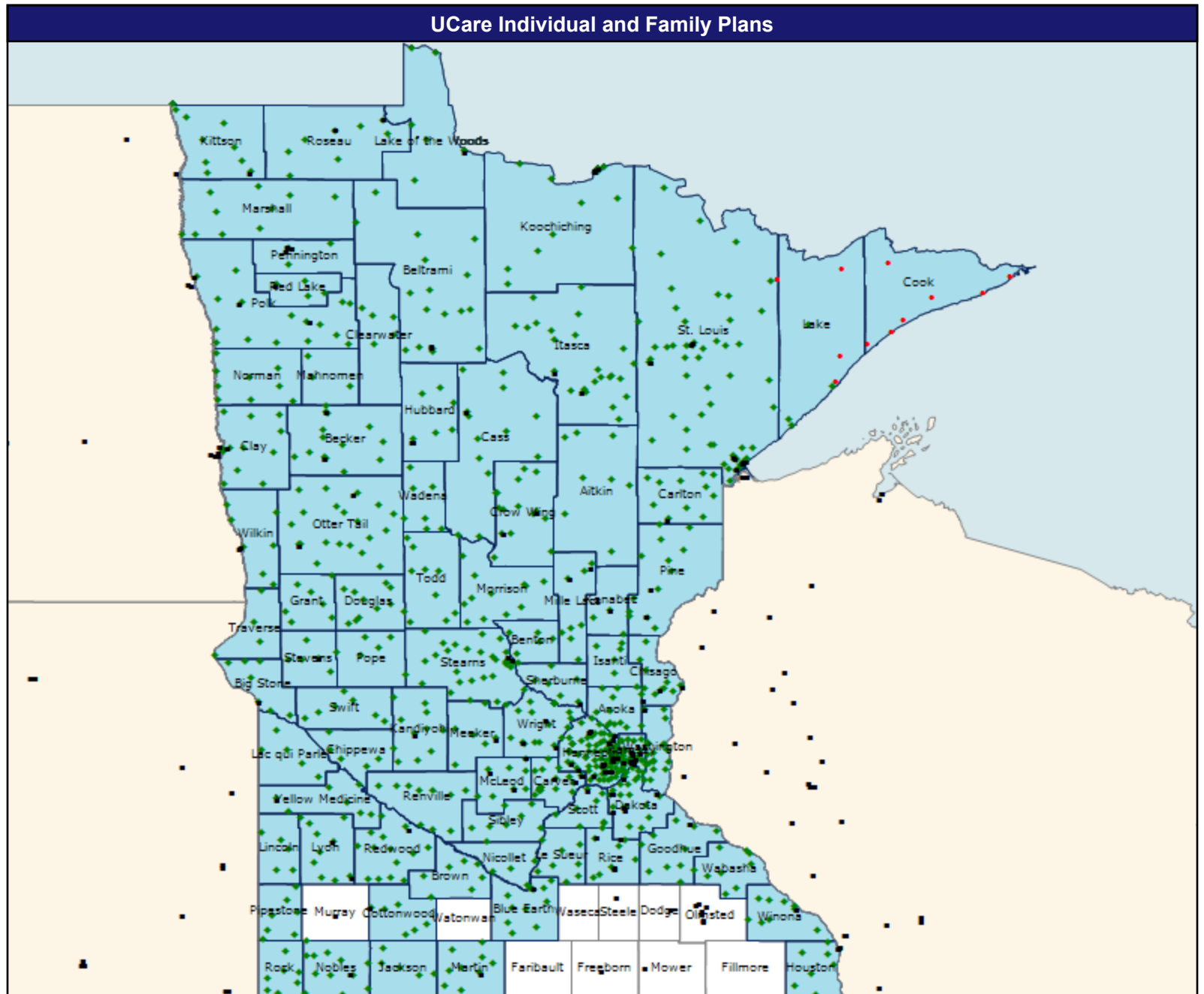
The Access Standard is defined as (Census) employees accessing:

1 (Nephrology) provider in 60 miles and 60 minutes

Service Areas

■ IFP

61.64 miles



Access Detail By County - Nephrology

July 10, 2024

Access Analysis
 Access Analysis
 Employee / Provider Groups
 Census
 Nephrology

All Eligibles											
State Name	County	County SSA	Employee #	Provider		With Access		Without Access		Average Distance	Average Time
				Group	Standard	#	%	#	%	1	1
Minnesota	Aitkin	24000	8	Nephrology	1 in 60 miles and...	8	100.0	0	0.0	24.4	26.6
	Anoka	24010	13	Nephrology	1 in 60 miles and...	13	100.0	0	0.0	8.6	11.5
	Becker	24020	14	Nephrology	1 in 60 miles and...	14	100.0	0	0.0	9.0	9.9
	Beltrami	24030	17	Nephrology	1 in 60 miles and...	17	100.0	0	0.0	24.3	26.4
	Benton	24040	5	Nephrology	1 in 60 miles and...	5	100.0	0	0.0	15.7	17.5
	Big Stone	24050	7	Nephrology	1 in 60 miles and...	7	100.0	0	0.0	15.1	16.5
	Blue Earth	24060	12	Nephrology	1 in 60 miles and...	12	100.0	0	0.0	11.8	13.0
	Brown	24070	7	Nephrology	1 in 60 miles and...	7	100.0	0	0.0	28.7	31.3
	Carlton	24080	11	Nephrology	1 in 60 miles and...	11	100.0	0	0.0	15.2	16.8
	Carver	24090	34	Nephrology	1 in 60 miles and...	34	100.0	0	0.0	9.0	9.8
	Cass	24100	12	Nephrology	1 in 60 miles and...	12	100.0	0	0.0	18.2	19.8
	Chippewa	24110	5	Nephrology	1 in 60 miles and...	5	100.0	0	0.0	33.0	36.0
	Chisago	24120	11	Nephrology	1 in 60 miles and...	11	100.0	0	0.0	6.5	7.0
	Clay	24130	14	Nephrology	1 in 60 miles and...	14	100.0	0	0.0	12.6	15.2
	Clearwater	24140	5	Nephrology	1 in 60 miles and...	5	100.0	0	0.0	24.1	26.3
	Cook	24150	7	Nephrology	1 in 60 miles and...	0	0.0	7	100.0	85.8	93.5
	Cottonwood	24160	6	Nephrology	1 in 60 miles and...	6	100.0	0	0.0	16.8	18.3
	Crow Wing	24170	15	Nephrology	1 in 60 miles and...	15	100.0	0	0.0	11.9	12.9
	Dakota	24180	20	Nephrology	1 in 60 miles and...	20	100.0	0	0.0	5.0	5.9
	Douglas	24200	11	Nephrology	1 in 60 miles and...	11	100.0	0	0.0	39.0	42.5
	Goodhue	24240	10	Nephrology	1 in 60 miles and...	10	100.0	0	0.0	13.4	14.6
	Grant	24250	7	Nephrology	1 in 60 miles and...	7	100.0	0	0.0	23.6	25.7
	Hennepin	24260	106	Nephrology	1 in 60 miles and...	106	100.0	0	0.0	3.6	5.0
	Houston	24270	7	Nephrology	1 in 60 miles and...	7	100.0	0	0.0	14.6	15.9
	Hubbard	24280	6	Nephrology	1 in 60 miles and...	6	100.0	0	0.0	13.0	14.1
	Isanti	24290	5	Nephrology	1 in 60 miles and...	5	100.0	0	0.0	20.1	21.8
	Itasca	24300	25	Nephrology	1 in 60 miles and...	25	100.0	0	0.0	17.7	19.3
	Jackson	24310	5	Nephrology	1 in 60 miles and...	5	100.0	0	0.0	22.3	24.3
	Kanabec	24320	3	Nephrology	1 in 60 miles and...	3	100.0	0	0.0	8.5	9.3
	Kandiyohi	24330	11	Nephrology	1 in 60 miles and...	11	100.0	0	0.0	13.4	14.5
	Kittson	24340	10	Nephrology	1 in 60 miles and...	10	100.0	0	0.0	19.1	21.1
	Koochiching	24350	12	Nephrology	1 in 60 miles and...	12	100.0	0	0.0	26.6	28.9
	Lac qui Parle	24360	5	Nephrology	1 in 60 miles and...	5	100.0	0	0.0	22.9	24.9
	Lake	24370	7	Nephrology	1 in 60 miles and...	4	57.1	3	42.9	52.2	57.5
	Lake of the Woods	24380	6	Nephrology	1 in 60 miles and...	6	100.0	0	0.0	23.5	25.6
	Le Sueur	24390	8	Nephrology	1 in 60 miles and...	8	100.0	0	0.0	16.3	17.8
	Lincoln	24400	5	Nephrology	1 in 60 miles and...	5	100.0	0	0.0	22.1	24.0
	Lyon	24410	10	Nephrology	1 in 60 miles and...	10	100.0	0	0.0	11.0	12.0
	Mahnomen	24430	3	Nephrology	1 in 60 miles and...	3	100.0	0	0.0	18.5	21.5
	Marshall	24440	10	Nephrology	1 in 60 miles and...	10	100.0	0	0.0	21.7	23.6

Access Detail By County - Nephrology

July 10, 2024

Access Analysis
 Access Analysis
 Employee / Provider Groups
 Census
 Nephrology

All Eligibles											
State Name	County	County SSA	Employee #	Provider		With Access		Without Access		Average Distance	Average Time
				Group	Standard	#	%	#	%	1	1
Minnesota	Martin	24450	9	Nephrology	1 in 60 miles and...	9	100.0	0	0.0	12.7	13.9
	McLeod	24420	8	Nephrology	1 in 60 miles and...	8	100.0	0	0.0	6.4	7.0
	Meeker	24460	7	Nephrology	1 in 60 miles and...	7	100.0	0	0.0	14.2	15.4
	Mille Lacs	24470	8	Nephrology	1 in 60 miles and...	8	100.0	0	0.0	14.6	16.2
	Morrison	24480	13	Nephrology	1 in 60 miles and...	13	100.0	0	0.0	25.1	27.6
	Nicollet	24510	5	Nephrology	1 in 60 miles and...	5	100.0	0	0.0	17.2	18.7
	Nobles	24520	12	Nephrology	1 in 60 miles and...	12	100.0	0	0.0	15.7	17.1
	Norman	24530	9	Nephrology	1 in 60 miles and...	9	100.0	0	0.0	27.3	30.6
	Otter Tail	24550	20	Nephrology	1 in 60 miles and...	20	100.0	0	0.0	16.1	17.5
	Pennington	24560	3	Nephrology	1 in 60 miles and...	3	100.0	0	0.0	8.3	9.0
	Pine	24570	13	Nephrology	1 in 60 miles and...	13	100.0	0	0.0	10.6	11.6
	Pipestone	24580	8	Nephrology	1 in 60 miles and...	8	100.0	0	0.0	27.2	29.9
	Polk	24590	16	Nephrology	1 in 60 miles and...	16	100.0	0	0.0	13.8	15.0
	Pope	24600	5	Nephrology	1 in 60 miles and...	5	100.0	0	0.0	23.4	25.5
	Ramsey	24610	36	Nephrology	1 in 60 miles and...	36	100.0	0	0.0	1.9	3.3
	Red Lake	24620	4	Nephrology	1 in 60 miles and...	4	100.0	0	0.0	10.8	11.8
	Redwood	24630	14	Nephrology	1 in 60 miles and...	14	100.0	0	0.0	14.7	16.0
	Renville	24640	10	Nephrology	1 in 60 miles and...	10	100.0	0	0.0	19.1	20.8
	Rice	24650	8	Nephrology	1 in 60 miles and...	8	100.0	0	0.0	6.3	6.8
	Rock	24660	7	Nephrology	1 in 60 miles and...	7	100.0	0	0.0	25.0	28.3
	Roseau	24670	8	Nephrology	1 in 60 miles and...	8	100.0	0	0.0	11.2	12.2
	Scott	24690	8	Nephrology	1 in 60 miles and...	8	100.0	0	0.0	8.7	9.7
	Sherburne	24700	7	Nephrology	1 in 60 miles and...	7	100.0	0	0.0	11.4	13.0
	Sibley	24710	7	Nephrology	1 in 60 miles and...	7	100.0	0	0.0	19.0	20.8
	St. Louis	24680	55	Nephrology	1 in 60 miles and...	54	98.2	1	1.8	17.5	19.3
	Stearns	24720	34	Nephrology	1 in 60 miles and...	34	100.0	0	0.0	15.1	16.5
	Stevens	24740	5	Nephrology	1 in 60 miles and...	5	100.0	0	0.0	8.9	9.7
	Swift	24750	7	Nephrology	1 in 60 miles and...	7	100.0	0	0.0	24.2	26.4
	Todd	24760	9	Nephrology	1 in 60 miles and...	9	100.0	0	0.0	41.9	45.6
	Traverse	24770	4	Nephrology	1 in 60 miles and...	4	100.0	0	0.0	30.1	32.8
	Wabasha	24780	9	Nephrology	1 in 60 miles and...	9	100.0	0	0.0	21.1	23.1
	Wadena	24790	7	Nephrology	1 in 60 miles and...	7	100.0	0	0.0	25.9	28.2
	Washington	24810	21	Nephrology	1 in 60 miles and...	21	100.0	0	0.0	8.5	11.6
	Wilkin	24830	7	Nephrology	1 in 60 miles and...	7	100.0	0	0.0	16.8	18.3
	Winona	24840	10	Nephrology	1 in 60 miles and...	10	100.0	0	0.0	11.8	12.8
	Wright	24850	31	Nephrology	1 in 60 miles and...	31	100.0	0	0.0	9.3	10.3
	Yellow Medicine	24860	7	Nephrology	1 in 60 miles and...	7	100.0	0	0.0	18.9	20.6
Grand Totals			946	Nephrology	1 in 60 miles and...	935	98.8	11	1.2	15.0	16.7

Neurology and Neurological Surgery

July 10, 2024

Neurology and Neurological Surgery
 2,998 providers at 329 locations
 ■ All providers

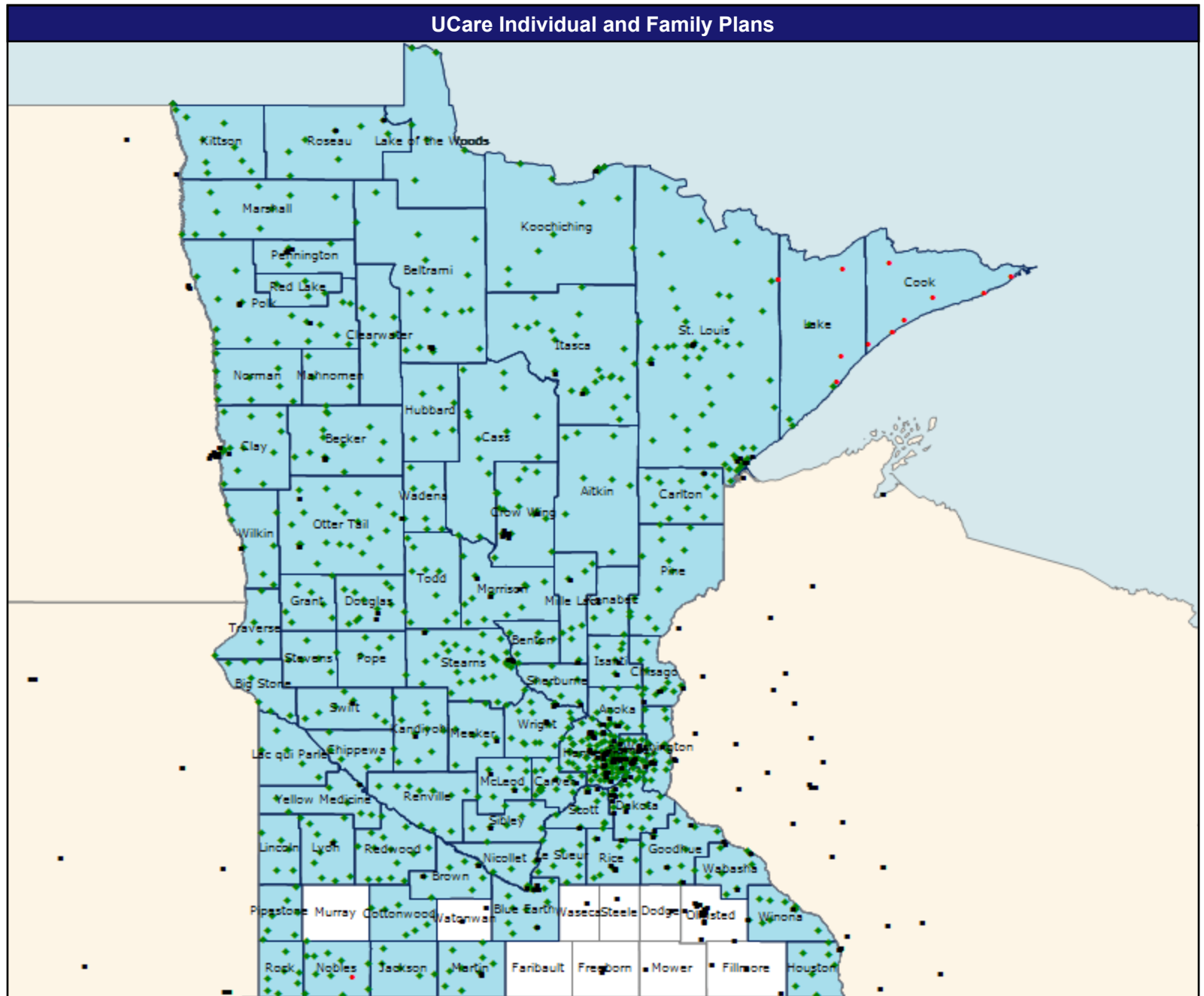
Access Analysis
 Employee Group
 Census
 Provider Group
 Neurology and Neurological Surgery

946 employee locations
 ◆ With access (934)
 ● Without access (12)

The Access Standard is defined as
 (Census) employees accessing:
 1 (Neurology and Neurological
 Surgery) provider in 60 miles and 60
 minutes

Service Areas
 □ IFP

61.64 miles



Access Detail By County - Neurology and Neurological Surgery

July 10, 2024

Access Analysis
 Access Analysis
 Employee / Provider Groups
 Census
 Neurology and Neurological Surgery

All Eligibles											
State Name	County	County SSA	Employee #	Provider		With Access		Without Access		Average Distance	Average Time
				Group	Standard	#	%	#	%	1	1
Minnesota	Aitkin	24000	8	Neurology and...	1 in 60 miles and...	8	100.0	0	0.0	26.9	29.3
	Anoka	24010	13	Neurology and...	1 in 60 miles and...	13	100.0	0	0.0	5.0	5.9
	Becker	24020	14	Neurology and...	1 in 60 miles and...	14	100.0	0	0.0	15.1	16.6
	Beltrami	24030	17	Neurology and...	1 in 60 miles and...	17	100.0	0	0.0	25.2	27.5
	Benton	24040	5	Neurology and...	1 in 60 miles and...	5	100.0	0	0.0	14.8	17.3
	Big Stone	24050	7	Neurology and...	1 in 60 miles and...	7	100.0	0	0.0	43.3	47.2
	Blue Earth	24060	12	Neurology and...	1 in 60 miles and...	12	100.0	0	0.0	7.0	7.7
	Brown	24070	7	Neurology and...	1 in 60 miles and...	7	100.0	0	0.0	7.8	8.5
	Carlton	24080	11	Neurology and...	1 in 60 miles and...	11	100.0	0	0.0	17.5	19.0
	Carver	24090	34	Neurology and...	1 in 60 miles and...	34	100.0	0	0.0	9.1	9.9
	Cass	24100	12	Neurology and...	1 in 60 miles and...	12	100.0	0	0.0	29.2	31.8
	Chippewa	24110	5	Neurology and...	1 in 60 miles and...	5	100.0	0	0.0	18.7	20.4
	Chisago	24120	11	Neurology and...	1 in 60 miles and...	11	100.0	0	0.0	6.4	6.9
	Clay	24130	14	Neurology and...	1 in 60 miles and...	14	100.0	0	0.0	13.2	14.5
	Clearwater	24140	5	Neurology and...	1 in 60 miles and...	5	100.0	0	0.0	24.0	26.1
	Cook	24150	7	Neurology and...	1 in 60 miles and...	0	0.0	7	100.0	85.7	93.5
	Cottonwood	24160	6	Neurology and...	1 in 60 miles and...	6	100.0	0	0.0	25.5	27.8
	Crow Wing	24170	15	Neurology and...	1 in 60 miles and...	15	100.0	0	0.0	11.1	12.0
	Dakota	24180	20	Neurology and...	1 in 60 miles and...	20	100.0	0	0.0	4.9	5.7
	Douglas	24200	11	Neurology and...	1 in 60 miles and...	11	100.0	0	0.0	12.0	13.0
	Goodhue	24240	10	Neurology and...	1 in 60 miles and...	10	100.0	0	0.0	5.7	6.2
	Grant	24250	7	Neurology and...	1 in 60 miles and...	7	100.0	0	0.0	24.9	27.1
	Hennepin	24260	106	Neurology and...	1 in 60 miles and...	106	100.0	0	0.0	3.9	5.2
	Houston	24270	7	Neurology and...	1 in 60 miles and...	7	100.0	0	0.0	12.3	13.4
	Hubbard	24280	6	Neurology and...	1 in 60 miles and...	6	100.0	0	0.0	30.6	33.4
	Isanti	24290	5	Neurology and...	1 in 60 miles and...	5	100.0	0	0.0	6.6	7.1
	Itasca	24300	25	Neurology and...	1 in 60 miles and...	25	100.0	0	0.0	17.8	19.4
	Jackson	24310	5	Neurology and...	1 in 60 miles and...	5	100.0	0	0.0	34.5	37.6
	Kanabec	24320	3	Neurology and...	1 in 60 miles and...	3	100.0	0	0.0	20.0	21.7
	Kandiyohi	24330	11	Neurology and...	1 in 60 miles and...	11	100.0	0	0.0	13.0	14.2
	Kittson	24340	10	Neurology and...	1 in 60 miles and...	10	100.0	0	0.0	26.6	29.2
	Koochiching	24350	12	Neurology and...	1 in 60 miles and...	12	100.0	0	0.0	27.7	30.1
	Lac qui Parle	24360	5	Neurology and...	1 in 60 miles and...	5	100.0	0	0.0	33.0	36.0
	Lake	24370	7	Neurology and...	1 in 60 miles and...	4	57.1	3	42.9	51.0	55.6
	Lake of the Woods	24380	6	Neurology and...	1 in 60 miles and...	6	100.0	0	0.0	31.9	34.7
	Le Sueur	24390	8	Neurology and...	1 in 60 miles and...	8	100.0	0	0.0	11.1	12.0
	Lincoln	24400	5	Neurology and...	1 in 60 miles and...	5	100.0	0	0.0	25.3	27.5
	Lyon	24410	10	Neurology and...	1 in 60 miles and...	10	100.0	0	0.0	14.8	16.1
	Mahnomen	24430	3	Neurology and...	1 in 60 miles and...	3	100.0	0	0.0	25.3	27.6
	Marshall	24440	10	Neurology and...	1 in 60 miles and...	10	100.0	0	0.0	25.3	27.6

Access Detail By County - Neurology and Neurological Surgery

July 10, 2024

Access Analysis
 Access Analysis
 Employee / Provider Groups
 Census
 Neurology and Neurological Surgery

All Eligibles											
State Name	County	County SSA	Employee #	Provider		With Access		Without Access		Average Distance	Average Time
				Group	Standard	#	%	#	%	1	1
Minnesota	Martin	24450	9	Neurology and...	1 in 60 miles and...	9	100.0	0	0.0	11.7	12.7
	McLeod	24420	8	Neurology and...	1 in 60 miles and...	8	100.0	0	0.0	9.2	10.0
	Meeker	24460	7	Neurology and...	1 in 60 miles and...	7	100.0	0	0.0	14.2	15.4
	Mille Lacs	24470	8	Neurology and...	1 in 60 miles and...	8	100.0	0	0.0	11.1	12.2
	Morrison	24480	13	Neurology and...	1 in 60 miles and...	13	100.0	0	0.0	10.2	11.2
	Nicollet	24510	5	Neurology and...	1 in 60 miles and...	5	100.0	0	0.0	6.7	7.3
	Nobles	24520	12	Neurology and...	1 in 60 miles and...	11	91.7	1	8.3	47.0	51.6
	Norman	24530	9	Neurology and...	1 in 60 miles and...	9	100.0	0	0.0	30.1	32.8
	Otter Tail	24550	20	Neurology and...	1 in 60 miles and...	20	100.0	0	0.0	14.5	15.8
	Pennington	24560	3	Neurology and...	1 in 60 miles and...	3	100.0	0	0.0	8.6	9.3
	Pine	24570	13	Neurology and...	1 in 60 miles and...	13	100.0	0	0.0	27.1	29.5
	Pipestone	24580	8	Neurology and...	1 in 60 miles and...	8	100.0	0	0.0	38.3	42.2
	Polk	24590	16	Neurology and...	1 in 60 miles and...	16	100.0	0	0.0	14.1	15.3
	Pope	24600	5	Neurology and...	1 in 60 miles and...	5	100.0	0	0.0	17.3	18.9
	Ramsey	24610	36	Neurology and...	1 in 60 miles and...	36	100.0	0	0.0	1.4	2.2
	Red Lake	24620	4	Neurology and...	1 in 60 miles and...	4	100.0	0	0.0	15.7	17.1
	Redwood	24630	14	Neurology and...	1 in 60 miles and...	14	100.0	0	0.0	18.4	20.1
	Renville	24640	10	Neurology and...	1 in 60 miles and...	10	100.0	0	0.0	20.6	22.4
	Rice	24650	8	Neurology and...	1 in 60 miles and...	8	100.0	0	0.0	6.1	6.6
	Rock	24660	7	Neurology and...	1 in 60 miles and...	7	100.0	0	0.0	28.0	31.9
	Roseau	24670	8	Neurology and...	1 in 60 miles and...	8	100.0	0	0.0	13.4	14.6
	Scott	24690	8	Neurology and...	1 in 60 miles and...	8	100.0	0	0.0	6.2	7.0
	Sherburne	24700	7	Neurology and...	1 in 60 miles and...	7	100.0	0	0.0	8.3	9.1
	Sibley	24710	7	Neurology and...	1 in 60 miles and...	7	100.0	0	0.0	10.0	11.0
	St. Louis	24680	55	Neurology and...	1 in 60 miles and...	54	98.2	1	1.8	17.2	18.9
	Stearns	24720	34	Neurology and...	1 in 60 miles and...	34	100.0	0	0.0	11.1	12.8
	Stevens	24740	5	Neurology and...	1 in 60 miles and...	5	100.0	0	0.0	32.4	35.3
	Swift	24750	7	Neurology and...	1 in 60 miles and...	7	100.0	0	0.0	13.4	14.6
	Todd	24760	9	Neurology and...	1 in 60 miles and...	9	100.0	0	0.0	17.2	18.7
	Traverse	24770	4	Neurology and...	1 in 60 miles and...	4	100.0	0	0.0	38.1	41.5
	Wabasha	24780	9	Neurology and...	1 in 60 miles and...	9	100.0	0	0.0	6.2	6.7
	Wadena	24790	7	Neurology and...	1 in 60 miles and...	7	100.0	0	0.0	15.7	17.1
	Washington	24810	21	Neurology and...	1 in 60 miles and...	21	100.0	0	0.0	4.5	5.4
	Wilkin	24830	7	Neurology and...	1 in 60 miles and...	7	100.0	0	0.0	15.9	17.3
	Winona	24840	10	Neurology and...	1 in 60 miles and...	10	100.0	0	0.0	7.1	7.7
	Wright	24850	31	Neurology and...	1 in 60 miles and...	31	100.0	0	0.0	5.7	6.3
	Yellow Medicine	24860	7	Neurology and...	1 in 60 miles and...	7	100.0	0	0.0	17.9	19.5
	Grand Totals		946	Neurology and...	1 in 60 miles and...	934	98.7	12	1.3	14.9	16.4

OBGYN Phys., Cert. Nurse Midwife, Cert. Professional Midwife, and OBGYN Nurse Practitioner

July 10, 2024

OBGYN Phys., Cert. Nurse Midwife, Cert. Professional Midwife, and OBGYN Nurse Practitioner

5,397 providers at 559 locations

■ All providers

Access Analysis

Employee Group

Census

Provider Group

OBGYN Phys., Cert. Nurse Midwife, Cert. Professional Midwife, and OBGYN Nurse Practitioner

946 employee locations

◆ With access (933)

● Without access (13)

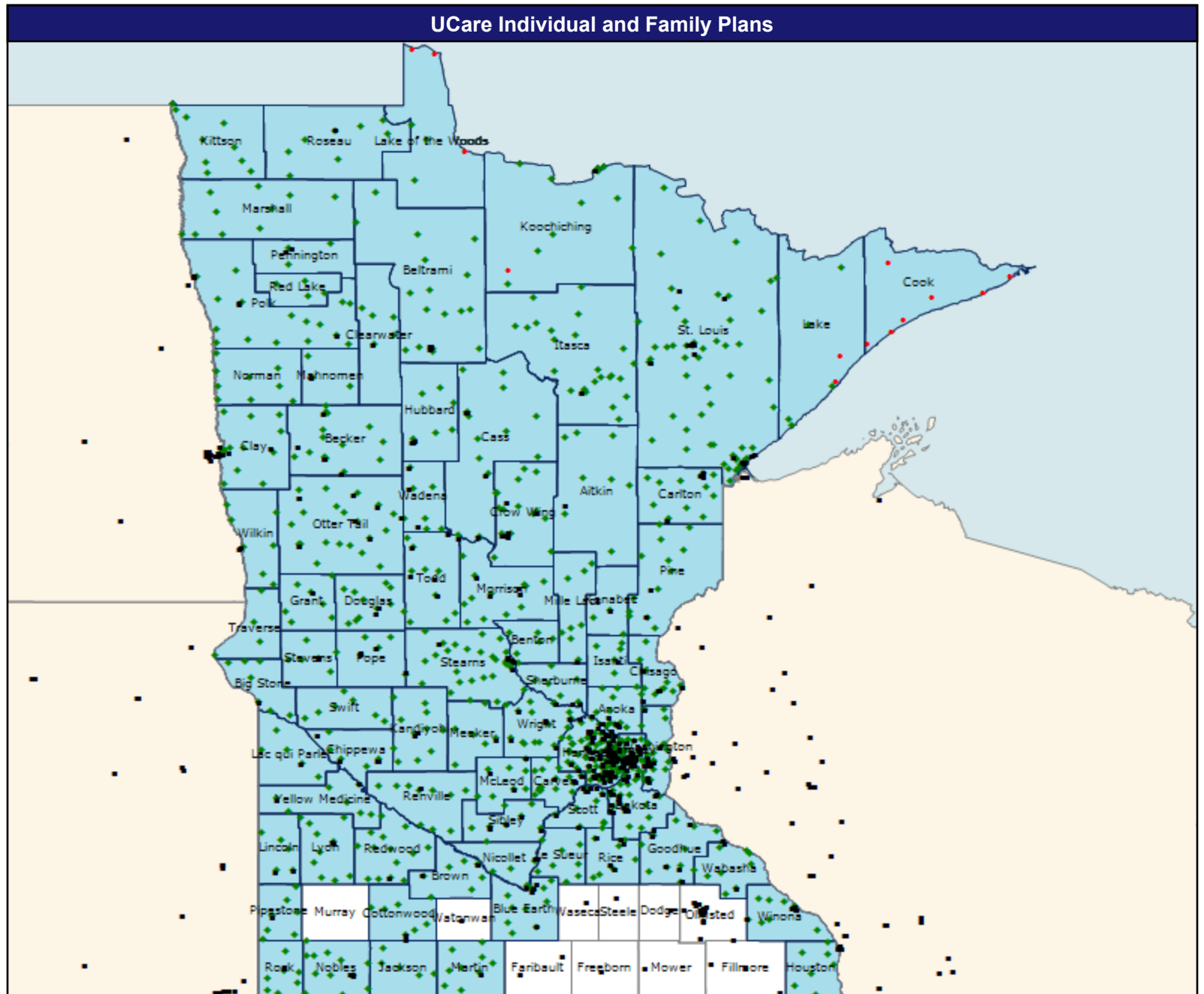
The Access Standard is defined as (Census) employees accessing:

1 (OBGYN Phys., Cert. Nurse Midwife, Cert. Professional Midwife, and OBGYN Nurse Practitioner) provider in 60 miles and 60 minutes

Service Areas

■ IFP

61.64 miles



Access Detail By County - OBGYN Phys., Cert. Nurse Midwife, Cert. Professional Midwife, and OBGYN Nurse Practitioner

July 10, 2024

Access Analysis
 Access Analysis
 Employee / Provider Groups
 Census
 OBGYN Phys., Cert. Nurse Midwife,
 Cert. Professional Midwife, and
 OBGYN Nurse Practitioner

All Eligibles											
State Name	County	County SSA	Employee #	Provider		With Access		Without Access		Average Distance	Average Time
				Group	Standard	#	%	#	%	1	1
Minnesota	Aitkin	24000	8	OBGYN Phys.....	1 in 60 miles and...	8	100.0	0	0.0	21.9	23.9
	Anoka	24010	13	OBGYN Phys.....	1 in 60 miles and...	13	100.0	0	0.0	5.1	5.9
	Becker	24020	14	OBGYN Phys.....	1 in 60 miles and...	14	100.0	0	0.0	7.2	7.8
	Beltrami	24030	17	OBGYN Phys.....	1 in 60 miles and...	17	100.0	0	0.0	25.5	27.8
	Benton	24040	5	OBGYN Phys.....	1 in 60 miles and...	5	100.0	0	0.0	14.6	15.8
	Big Stone	24050	7	OBGYN Phys.....	1 in 60 miles and...	7	100.0	0	0.0	14.4	15.6
	Blue Earth	24060	12	OBGYN Phys.....	1 in 60 miles and...	12	100.0	0	0.0	7.5	8.2
	Brown	24070	7	OBGYN Phys.....	1 in 60 miles and...	7	100.0	0	0.0	7.8	8.5
	Carlton	24080	11	OBGYN Phys.....	1 in 60 miles and...	11	100.0	0	0.0	10.5	11.4
	Carver	24090	34	OBGYN Phys.....	1 in 60 miles and...	34	100.0	0	0.0	8.8	9.6
	Cass	24100	12	OBGYN Phys.....	1 in 60 miles and...	12	100.0	0	0.0	14.5	15.8
	Chippewa	24110	5	OBGYN Phys.....	1 in 60 miles and...	5	100.0	0	0.0	4.5	4.9
	Chisago	24120	11	OBGYN Phys.....	1 in 60 miles and...	11	100.0	0	0.0	4.1	4.4
	Clay	24130	14	OBGYN Phys.....	1 in 60 miles and...	14	100.0	0	0.0	9.0	9.9
	Clearwater	24140	5	OBGYN Phys.....	1 in 60 miles and...	5	100.0	0	0.0	12.5	13.6
	Cook	24150	7	OBGYN Phys.....	1 in 60 miles and...	0	0.0	7	100.0	84.3	91.9
	Cottonwood	24160	6	OBGYN Phys.....	1 in 60 miles and...	6	100.0	0	0.0	11.5	12.5
	Crow Wing	24170	15	OBGYN Phys.....	1 in 60 miles and...	15	100.0	0	0.0	8.6	9.3
	Dakota	24180	20	OBGYN Phys.....	1 in 60 miles and...	20	100.0	0	0.0	3.1	3.7
	Douglas	24200	11	OBGYN Phys.....	1 in 60 miles and...	11	100.0	0	0.0	11.0	11.9
	Goodhue	24240	10	OBGYN Phys.....	1 in 60 miles and...	10	100.0	0	0.0	5.0	5.3
	Grant	24250	7	OBGYN Phys.....	1 in 60 miles and...	7	100.0	0	0.0	13.3	14.5
	Hennepin	24260	106	OBGYN Phys.....	1 in 60 miles and...	106	100.0	0	0.0	2.3	3.1
	Houston	24270	7	OBGYN Phys.....	1 in 60 miles and...	7	100.0	0	0.0	12.3	13.3
	Hubbard	24280	6	OBGYN Phys.....	1 in 60 miles and...	6	100.0	0	0.0	12.6	13.7
	Isanti	24290	5	OBGYN Phys.....	1 in 60 miles and...	5	100.0	0	0.0	7.7	8.3
	Itasca	24300	25	OBGYN Phys.....	1 in 60 miles and...	25	100.0	0	0.0	22.1	24.0
	Jackson	24310	5	OBGYN Phys.....	1 in 60 miles and...	5	100.0	0	0.0	16.8	18.3
	Kanabec	24320	3	OBGYN Phys.....	1 in 60 miles and...	3	100.0	0	0.0	8.1	8.7
	Kandiyohi	24330	11	OBGYN Phys.....	1 in 60 miles and...	11	100.0	0	0.0	10.7	11.6
	Kittson	24340	10	OBGYN Phys.....	1 in 60 miles and...	10	100.0	0	0.0	37.0	40.7
	Koochiching	24350	12	OBGYN Phys.....	1 in 60 miles and...	11	91.7	1	8.3	27.6	30.0
	Lac qui Parle	24360	5	OBGYN Phys.....	1 in 60 miles and...	5	100.0	0	0.0	13.3	14.4
	Lake	24370	7	OBGYN Phys.....	1 in 60 miles and...	5	71.4	2	28.6	45.4	49.5
	Lake of the Woods	24380	6	OBGYN Phys.....	1 in 60 miles and...	3	50.0	3	50.0	48.8	53.2
	Le Sueur	24390	8	OBGYN Phys.....	1 in 60 miles and...	8	100.0	0	0.0	10.5	11.4
	Lincoln	24400	5	OBGYN Phys.....	1 in 60 miles and...	5	100.0	0	0.0	9.4	10.2
	Lyon	24410	10	OBGYN Phys.....	1 in 60 miles and...	10	100.0	0	0.0	13.0	14.1
	Mahnomen	24430	3	OBGYN Phys.....	1 in 60 miles and...	3	100.0	0	0.0	9.4	10.2
	Marshall	24440	10	OBGYN Phys.....	1 in 60 miles and...	10	100.0	0	0.0	26.5	28.9

Access Detail By County - OBGYN Phys., Cert. Nurse Midwife, Cert. Professional Midwife, and OBGYN Nurse Practitioner

July 10, 2024

Access Analysis
 Access Analysis
 Employee / Provider Groups
 Census
 OBGYN Phys., Cert. Nurse Midwife,
 Cert. Professional Midwife, and
 OBGYN Nurse Practitioner

All Eligibles											
State Name	County	County SSA	Employee #	Provider		With Access		Without Access		Average Distance	Average Time
				Group	Standard	#	%	#	%	1	1
Minnesota	Martin	24450	9	OBGYN Phys.,...	1 in 60 miles and...	9	100.0	0	0.0	12.1	13.1
	McLeod	24420	8	OBGYN Phys.,...	1 in 60 miles and...	8	100.0	0	0.0	6.4	7.0
	Meeker	24460	7	OBGYN Phys.,...	1 in 60 miles and...	7	100.0	0	0.0	13.2	14.3
	Mille Lacs	24470	8	OBGYN Phys.,...	1 in 60 miles and...	8	100.0	0	0.0	17.3	19.0
	Morrison	24480	13	OBGYN Phys.,...	1 in 60 miles and...	13	100.0	0	0.0	8.4	9.2
	Nicollet	24510	5	OBGYN Phys.,...	1 in 60 miles and...	5	100.0	0	0.0	6.5	7.1
	Nobles	24520	12	OBGYN Phys.,...	1 in 60 miles and...	12	100.0	0	0.0	12.8	13.9
	Norman	24530	9	OBGYN Phys.,...	1 in 60 miles and...	9	100.0	0	0.0	22.7	24.7
	Otter Tail	24550	20	OBGYN Phys.,...	1 in 60 miles and...	20	100.0	0	0.0	7.6	8.3
	Pennington	24560	3	OBGYN Phys.,...	1 in 60 miles and...	3	100.0	0	0.0	8.6	9.3
	Pine	24570	13	OBGYN Phys.,...	1 in 60 miles and...	13	100.0	0	0.0	10.6	11.6
	Pipestone	24580	8	OBGYN Phys.,...	1 in 60 miles and...	8	100.0	0	0.0	9.0	9.8
	Polk	24590	16	OBGYN Phys.,...	1 in 60 miles and...	16	100.0	0	0.0	14.1	15.3
	Pope	24600	5	OBGYN Phys.,...	1 in 60 miles and...	5	100.0	0	0.0	6.0	6.5
	Ramsey	24610	36	OBGYN Phys.,...	1 in 60 miles and...	36	100.0	0	0.0	1.1	1.9
	Red Lake	24620	4	OBGYN Phys.,...	1 in 60 miles and...	4	100.0	0	0.0	20.3	22.1
	Redwood	24630	14	OBGYN Phys.,...	1 in 60 miles and...	14	100.0	0	0.0	13.0	14.2
	Renville	24640	10	OBGYN Phys.,...	1 in 60 miles and...	10	100.0	0	0.0	12.3	13.4
	Rice	24650	8	OBGYN Phys.,...	1 in 60 miles and...	8	100.0	0	0.0	5.8	6.3
	Rock	24660	7	OBGYN Phys.,...	1 in 60 miles and...	7	100.0	0	0.0	9.2	10.0
	Roseau	24670	8	OBGYN Phys.,...	1 in 60 miles and...	8	100.0	0	0.0	17.9	19.5
	Scott	24690	8	OBGYN Phys.,...	1 in 60 miles and...	8	100.0	0	0.0	4.0	4.4
	Sherburne	24700	7	OBGYN Phys.,...	1 in 60 miles and...	7	100.0	0	0.0	7.7	8.4
	Sibley	24710	7	OBGYN Phys.,...	1 in 60 miles and...	7	100.0	0	0.0	3.9	4.3
	St. Louis	24680	55	OBGYN Phys.,...	1 in 60 miles and...	55	100.0	0	0.0	12.2	13.3
	Stearns	24720	34	OBGYN Phys.,...	1 in 60 miles and...	34	100.0	0	0.0	8.3	9.2
	Stevens	24740	5	OBGYN Phys.,...	1 in 60 miles and...	5	100.0	0	0.0	8.8	9.6
	Swift	24750	7	OBGYN Phys.,...	1 in 60 miles and...	7	100.0	0	0.0	17.1	18.6
	Todd	24760	9	OBGYN Phys.,...	1 in 60 miles and...	9	100.0	0	0.0	7.5	8.2
	Traverse	24770	4	OBGYN Phys.,...	1 in 60 miles and...	4	100.0	0	0.0	23.8	25.9
	Wabasha	24780	9	OBGYN Phys.,...	1 in 60 miles and...	9	100.0	0	0.0	9.8	10.7
	Wadena	24790	7	OBGYN Phys.,...	1 in 60 miles and...	7	100.0	0	0.0	4.3	4.6
	Washington	24810	21	OBGYN Phys.,...	1 in 60 miles and...	21	100.0	0	0.0	3.7	4.4
	Wilkin	24830	7	OBGYN Phys.,...	1 in 60 miles and...	7	100.0	0	0.0	14.8	16.1
	Winona	24840	10	OBGYN Phys.,...	1 in 60 miles and...	10	100.0	0	0.0	6.4	6.9
	Wright	24850	31	OBGYN Phys.,...	1 in 60 miles and...	31	100.0	0	0.0	3.2	3.4
	Yellow Medicine	24860	7	OBGYN Phys.,...	1 in 60 miles and...	7	100.0	0	0.0	9.9	10.8
Grand Totals			946	OBGYN Phys.,...	1 in 60 miles and...	933	98.6	13	1.4	10.9	12.0

Oncology Medical/Surgical

July 10, 2024

Oncology Medical/Surgical
1,736 providers at 225 locations

■ All providers

Access Analysis

Employee Group

Census

Provider Group

Oncology Medical/Surgical

946 employee locations

◆ With access (934)

● Without access (12)

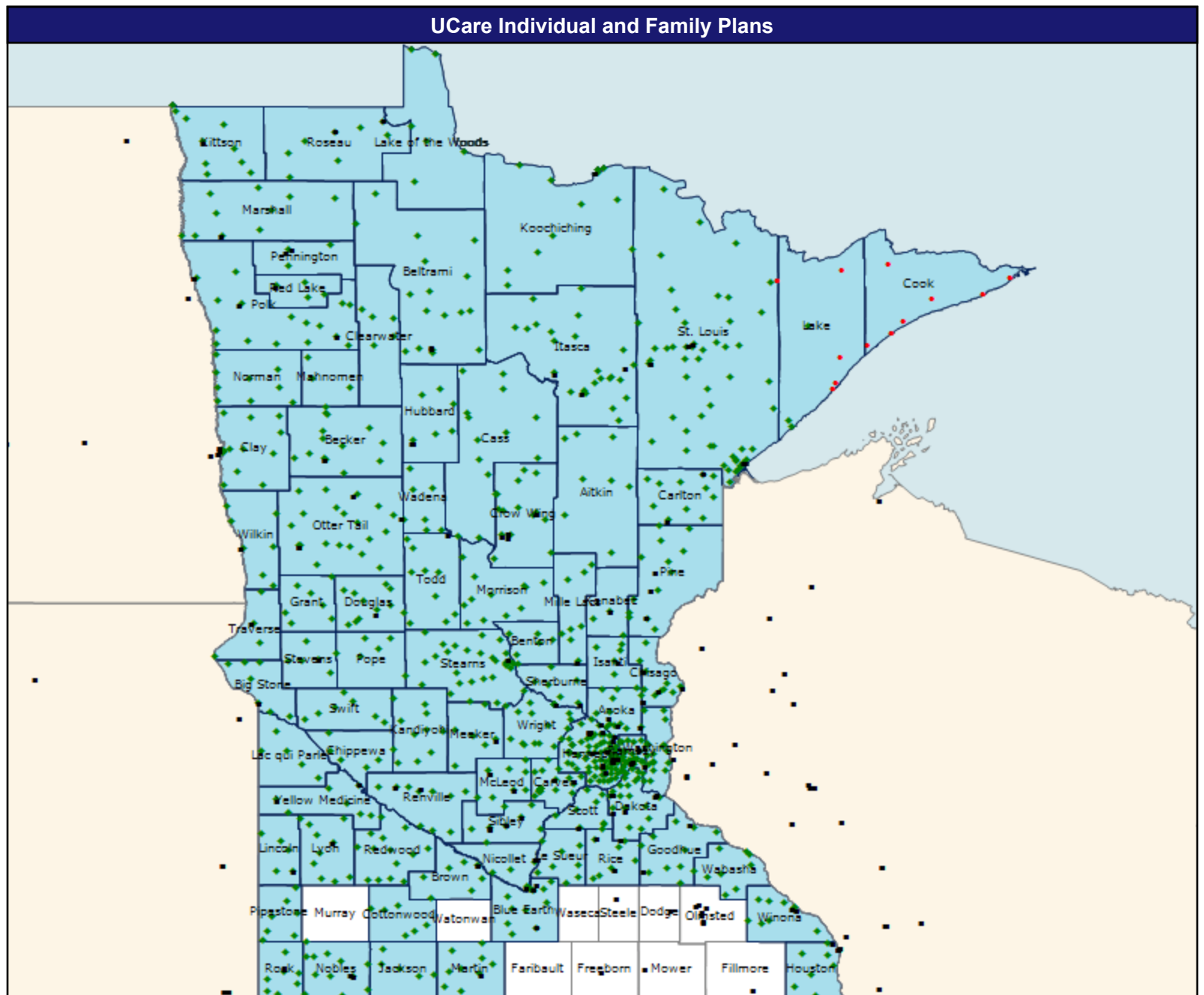
The Access Standard is defined as
(Census) employees accessing:

1 (Oncology Medical/Surgical) provider
in 60 miles and 60 minutes

Service Areas

■ IFP

61.64 miles



Access Detail By County - Oncology Medical/Surgical

July 10, 2024

Access Analysis
 Access Analysis
 Employee / Provider Groups
 Census
 Oncology Medical/Surgical

All Eligibles											
State Name	County	County SSA	Employee #	Provider		With Access		Without Access		Average Distance	Average Time
				Group	Standard	#	%	#	%	1	1
Minnesota	Aitkin	24000	8	Oncology Medi...	1 in 60 miles and...	8	100.0	0	0.0	25.6	27.8
	Anoka	24010	13	Oncology Medi...	1 in 60 miles and...	13	100.0	0	0.0	5.5	6.6
	Becker	24020	14	Oncology Medi...	1 in 60 miles and...	14	100.0	0	0.0	13.5	14.8
	Beltrami	24030	17	Oncology Medi...	1 in 60 miles and...	17	100.0	0	0.0	25.3	27.5
	Benton	24040	5	Oncology Medi...	1 in 60 miles and...	5	100.0	0	0.0	15.3	17.8
	Big Stone	24050	7	Oncology Medi...	1 in 60 miles and...	7	100.0	0	0.0	14.5	15.8
	Blue Earth	24060	12	Oncology Medi...	1 in 60 miles and...	12	100.0	0	0.0	7.6	8.3
	Brown	24070	7	Oncology Medi...	1 in 60 miles and...	7	100.0	0	0.0	14.4	15.7
	Carlton	24080	11	Oncology Medi...	1 in 60 miles and...	11	100.0	0	0.0	11.3	12.3
	Carver	24090	34	Oncology Medi...	1 in 60 miles and...	34	100.0	0	0.0	9.0	9.8
	Cass	24100	12	Oncology Medi...	1 in 60 miles and...	12	100.0	0	0.0	26.7	29.0
	Chippewa	24110	5	Oncology Medi...	1 in 60 miles and...	5	100.0	0	0.0	20.6	22.4
	Chisago	24120	11	Oncology Medi...	1 in 60 miles and...	11	100.0	0	0.0	4.4	4.8
	Clay	24130	14	Oncology Medi...	1 in 60 miles and...	14	100.0	0	0.0	14.7	16.7
	Clearwater	24140	5	Oncology Medi...	1 in 60 miles and...	5	100.0	0	0.0	21.1	23.0
	Cook	24150	7	Oncology Medi...	1 in 60 miles and...	0	0.0	7	100.0	88.1	96.1
	Cottonwood	24160	6	Oncology Medi...	1 in 60 miles and...	6	100.0	0	0.0	38.9	42.4
	Crow Wing	24170	15	Oncology Medi...	1 in 60 miles and...	15	100.0	0	0.0	11.9	13.0
	Dakota	24180	20	Oncology Medi...	1 in 60 miles and...	20	100.0	0	0.0	6.3	8.0
	Douglas	24200	11	Oncology Medi...	1 in 60 miles and...	11	100.0	0	0.0	13.0	14.2
	Goodhue	24240	10	Oncology Medi...	1 in 60 miles and...	10	100.0	0	0.0	10.9	11.9
	Grant	24250	7	Oncology Medi...	1 in 60 miles and...	7	100.0	0	0.0	20.4	22.3
	Hennepin	24260	106	Oncology Medi...	1 in 60 miles and...	106	100.0	0	0.0	4.6	6.4
	Houston	24270	7	Oncology Medi...	1 in 60 miles and...	7	100.0	0	0.0	13.3	14.5
	Hubbard	24280	6	Oncology Medi...	1 in 60 miles and...	6	100.0	0	0.0	17.6	19.2
	Isanti	24290	5	Oncology Medi...	1 in 60 miles and...	5	100.0	0	0.0	7.7	8.3
	Itasca	24300	25	Oncology Medi...	1 in 60 miles and...	25	100.0	0	0.0	15.7	17.1
	Jackson	24310	5	Oncology Medi...	1 in 60 miles and...	5	100.0	0	0.0	22.9	24.9
	Kanabec	24320	3	Oncology Medi...	1 in 60 miles and...	3	100.0	0	0.0	8.1	8.7
	Kandiyohi	24330	11	Oncology Medi...	1 in 60 miles and...	11	100.0	0	0.0	24.5	26.7
	Kittson	24340	10	Oncology Medi...	1 in 60 miles and...	10	100.0	0	0.0	17.4	19.1
	Koochiching	24350	12	Oncology Medi...	1 in 60 miles and...	12	100.0	0	0.0	27.6	30.0
	Lac qui Parle	24360	5	Oncology Medi...	1 in 60 miles and...	5	100.0	0	0.0	21.6	23.5
	Lake	24370	7	Oncology Medi...	1 in 60 miles and...	3	42.9	4	57.1	52.5	58.3
	Lake of the Woods	24380	6	Oncology Medi...	1 in 60 miles and...	6	100.0	0	0.0	31.9	34.7
	Le Sueur	24390	8	Oncology Medi...	1 in 60 miles and...	8	100.0	0	0.0	12.0	13.0
	Lincoln	24400	5	Oncology Medi...	1 in 60 miles and...	5	100.0	0	0.0	11.2	12.2
	Lyon	24410	10	Oncology Medi...	1 in 60 miles and...	10	100.0	0	0.0	13.3	14.5
	Mahnomen	24430	3	Oncology Medi...	1 in 60 miles and...	3	100.0	0	0.0	23.4	25.5
	Marshall	24440	10	Oncology Medi...	1 in 60 miles and...	10	100.0	0	0.0	18.4	20.0

Access Detail By County - Oncology Medical/Surgical

July 10, 2024

Access Analysis
 Access Analysis
 Employee / Provider Groups
 Census
 Oncology Medical/Surgical

All Eligibles											
State Name	County	County SSA	Employee #	Provider		With Access		Without Access		Average Distance	Average Time
				Group	Standard	#	%	#	%	1	1
Minnesota	Martin	24450	9	Oncology Medi...	1 in 60 miles and...	9	100.0	0	0.0	12.7	13.9
	McLeod	24420	8	Oncology Medi...	1 in 60 miles and...	8	100.0	0	0.0	9.1	9.9
	Meeker	24460	7	Oncology Medi...	1 in 60 miles and...	7	100.0	0	0.0	14.4	15.7
	Mille Lacs	24470	8	Oncology Medi...	1 in 60 miles and...	8	100.0	0	0.0	18.0	19.8
	Morrison	24480	13	Oncology Medi...	1 in 60 miles and...	13	100.0	0	0.0	24.7	28.1
	Nicollet	24510	5	Oncology Medi...	1 in 60 miles and...	5	100.0	0	0.0	6.5	7.1
	Nobles	24520	12	Oncology Medi...	1 in 60 miles and...	12	100.0	0	0.0	13.1	14.3
	Norman	24530	9	Oncology Medi...	1 in 60 miles and...	9	100.0	0	0.0	31.3	34.1
	Otter Tail	24550	20	Oncology Medi...	1 in 60 miles and...	20	100.0	0	0.0	13.4	14.6
	Pennington	24560	3	Oncology Medi...	1 in 60 miles and...	3	100.0	0	0.0	8.6	9.3
	Pine	24570	13	Oncology Medi...	1 in 60 miles and...	13	100.0	0	0.0	9.0	9.8
	Pipestone	24580	8	Oncology Medi...	1 in 60 miles and...	8	100.0	0	0.0	19.0	20.7
	Polk	24590	16	Oncology Medi...	1 in 60 miles and...	16	100.0	0	0.0	13.6	14.8
	Pope	24600	5	Oncology Medi...	1 in 60 miles and...	5	100.0	0	0.0	14.9	16.2
	Ramsey	24610	36	Oncology Medi...	1 in 60 miles and...	36	100.0	0	0.0	2.4	4.0
	Red Lake	24620	4	Oncology Medi...	1 in 60 miles and...	4	100.0	0	0.0	13.1	14.2
	Redwood	24630	14	Oncology Medi...	1 in 60 miles and...	14	100.0	0	0.0	25.7	28.0
	Renville	24640	10	Oncology Medi...	1 in 60 miles and...	10	100.0	0	0.0	10.9	11.9
	Rice	24650	8	Oncology Medi...	1 in 60 miles and...	8	100.0	0	0.0	5.8	6.3
	Rock	24660	7	Oncology Medi...	1 in 60 miles and...	7	100.0	0	0.0	10.1	10.9
	Roseau	24670	8	Oncology Medi...	1 in 60 miles and...	8	100.0	0	0.0	13.4	14.6
	Scott	24690	8	Oncology Medi...	1 in 60 miles and...	8	100.0	0	0.0	8.0	9.0
	Sherburne	24700	7	Oncology Medi...	1 in 60 miles and...	7	100.0	0	0.0	8.9	9.8
	Sibley	24710	7	Oncology Medi...	1 in 60 miles and...	7	100.0	0	0.0	5.7	6.4
	St. Louis	24680	55	Oncology Medi...	1 in 60 miles and...	54	98.2	1	1.8	17.8	19.9
	Stearns	24720	34	Oncology Medi...	1 in 60 miles and...	34	100.0	0	0.0	15.8	18.5
	Stevens	24740	5	Oncology Medi...	1 in 60 miles and...	5	100.0	0	0.0	8.9	9.7
	Swift	24750	7	Oncology Medi...	1 in 60 miles and...	7	100.0	0	0.0	27.2	29.7
	Todd	24760	9	Oncology Medi...	1 in 60 miles and...	9	100.0	0	0.0	22.8	24.9
	Traverse	24770	4	Oncology Medi...	1 in 60 miles and...	4	100.0	0	0.0	14.5	15.7
	Wabasha	24780	9	Oncology Medi...	1 in 60 miles and...	9	100.0	0	0.0	21.6	23.6
	Wadena	24790	7	Oncology Medi...	1 in 60 miles and...	7	100.0	0	0.0	11.0	12.0
	Washington	24810	21	Oncology Medi...	1 in 60 miles and...	21	100.0	0	0.0	6.1	7.3
	Wilkin	24830	7	Oncology Medi...	1 in 60 miles and...	7	100.0	0	0.0	16.5	18.0
	Winona	24840	10	Oncology Medi...	1 in 60 miles and...	10	100.0	0	0.0	10.6	11.5
	Wright	24850	31	Oncology Medi...	1 in 60 miles and...	31	100.0	0	0.0	7.2	7.9
	Yellow Medicine	24860	7	Oncology Medi...	1 in 60 miles and...	7	100.0	0	0.0	9.9	10.8
	Grand Totals		946	Oncology Medi...	1 in 60 miles and...	934	98.7	12	1.3	14.0	15.7

Oncology Radiation

July 10, 2024

Oncology Radiation

535 providers at 84 locations

■ All providers

Access Analysis

Employee Group

Census

Provider Group

Oncology Radiation

946 employee locations

◆ With access (872)

● Without access (74)

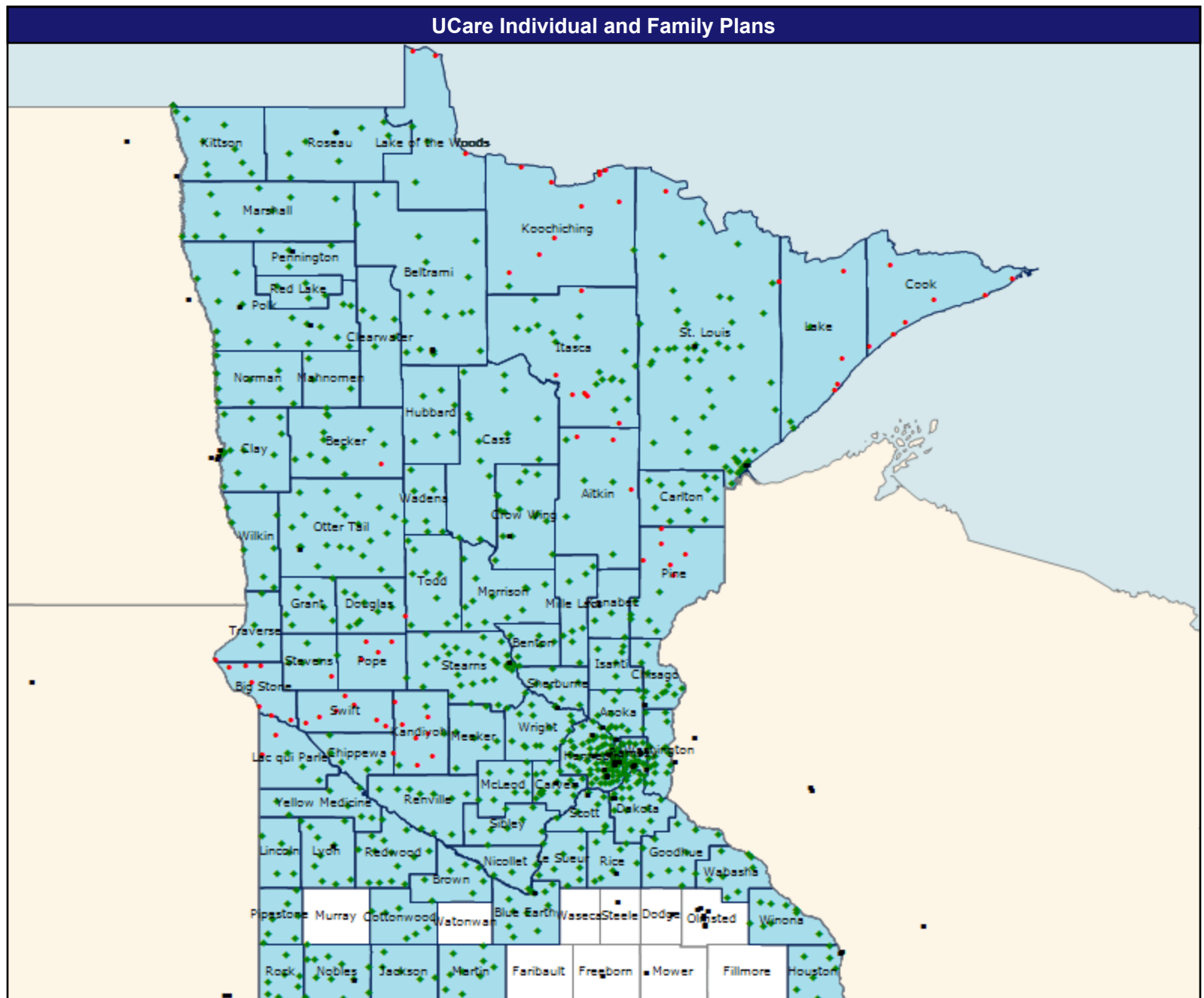
The Access Standard is defined as
(Census) employees accessing:

1 (Oncology Radiation) provider in 60
miles and 60 minutes

Service Areas

■ IFP

61.64 miles



Access Detail By County - Oncology Radiation

July 10, 2024

Access Analysis
 Access Analysis
 Employee / Provider Groups
 Census
 Oncology Radiation

All Eligibles											
State Name	County	County SSA	Employee #	Provider		With Access		Without Access		Average Distance	Average Time
				Group	Standard	#	%	#	%	1	1
Minnesota	Aitkin	24000	8	Oncology Radi...	1 in 60 miles and...	5	62.5	3	37.5	50.2	56.0
	Anoka	24010	13	Oncology Radi...	1 in 60 miles and...	13	100.0	0	0.0	7.7	10.0
	Becker	24020	14	Oncology Radi...	1 in 60 miles and...	13	92.9	1	7.1	44.5	48.8
	Beltrami	24030	17	Oncology Radi...	1 in 60 miles and...	17	100.0	0	0.0	25.6	27.9
	Benton	24040	5	Oncology Radi...	1 in 60 miles and...	5	100.0	0	0.0	16.3	19.5
	Big Stone	24050	7	Oncology Radi...	1 in 60 miles and...	0	0.0	7	100.0	63.6	69.3
	Blue Earth	24060	12	Oncology Radi...	1 in 60 miles and...	12	100.0	0	0.0	11.8	13.0
	Brown	24070	7	Oncology Radi...	1 in 60 miles and...	7	100.0	0	0.0	36.3	39.5
	Carlton	24080	11	Oncology Radi...	1 in 60 miles and...	11	100.0	0	0.0	34.3	41.8
	Carver	24090	34	Oncology Radi...	1 in 60 miles and...	34	100.0	0	0.0	9.2	10.0
	Cass	24100	12	Oncology Radi...	1 in 60 miles and...	12	100.0	0	0.0	36.5	39.8
	Chippewa	24110	5	Oncology Radi...	1 in 60 miles and...	5	100.0	0	0.0	42.4	46.2
	Chisago	24120	11	Oncology Radi...	1 in 60 miles and...	11	100.0	0	0.0	13.8	15.0
	Clay	24130	14	Oncology Radi...	1 in 60 miles and...	14	100.0	0	0.0	15.0	16.9
	Clearwater	24140	5	Oncology Radi...	1 in 60 miles and...	5	100.0	0	0.0	24.1	26.3
	Cook	24150	7	Oncology Radi...	1 in 60 miles and...	0	0.0	7	100.0	100.8	109.9
	Cottonwood	24160	6	Oncology Radi...	1 in 60 miles and...	6	100.0	0	0.0	40.1	43.7
	Crow Wing	24170	15	Oncology Radi...	1 in 60 miles and...	15	100.0	0	0.0	18.0	19.6
	Dakota	24180	20	Oncology Radi...	1 in 60 miles and...	20	100.0	0	0.0	10.0	12.7
	Douglas	24200	11	Oncology Radi...	1 in 60 miles and...	10	90.9	1	9.1	47.0	51.8
	Goodhue	24240	10	Oncology Radi...	1 in 60 miles and...	10	100.0	0	0.0	24.2	26.4
	Grant	24250	7	Oncology Radi...	1 in 60 miles and...	7	100.0	0	0.0	28.3	30.9
	Hennepin	24260	106	Oncology Radi...	1 in 60 miles and...	106	100.0	0	0.0	4.6	6.4
	Houston	24270	7	Oncology Radi...	1 in 60 miles and...	7	100.0	0	0.0	17.7	19.2
	Hubbard	24280	6	Oncology Radi...	1 in 60 miles and...	6	100.0	0	0.0	31.7	34.5
	Isanti	24290	5	Oncology Radi...	1 in 60 miles and...	5	100.0	0	0.0	28.4	31.7
	Itasca	24300	25	Oncology Radi...	1 in 60 miles and...	18	72.0	7	28.0	48.3	52.7
	Jackson	24310	5	Oncology Radi...	1 in 60 miles and...	5	100.0	0	0.0	26.6	28.9
	Kanabec	24320	3	Oncology Radi...	1 in 60 miles and...	3	100.0	0	0.0	41.0	44.7
	Kandiyohi	24330	11	Oncology Radi...	1 in 60 miles and...	3	27.3	8	72.7	55.7	63.5
	Kittson	24340	10	Oncology Radi...	1 in 60 miles and...	10	100.0	0	0.0	26.6	29.2
	Koochiching	24350	12	Oncology Radi...	1 in 60 miles and...	2	16.7	10	83.3	75.6	82.4
	Lac qui Parle	24360	5	Oncology Radi...	1 in 60 miles and...	3	60.0	2	40.0	48.1	52.5
	Lake	24370	7	Oncology Radi...	1 in 60 miles and...	3	42.9	4	57.1	53.6	60.8
	Lake of the Woods	24380	6	Oncology Radi...	1 in 60 miles and...	3	50.0	3	50.0	48.8	53.2
	Le Sueur	24390	8	Oncology Radi...	1 in 60 miles and...	8	100.0	0	0.0	18.8	20.4
	Lincoln	24400	5	Oncology Radi...	1 in 60 miles and...	5	100.0	0	0.0	27.7	30.1
	Lyon	24410	10	Oncology Radi...	1 in 60 miles and...	10	100.0	0	0.0	14.8	16.1
	Mahnomen	24430	3	Oncology Radi...	1 in 60 miles and...	3	100.0	0	0.0	26.4	28.7
	Marshall	24440	10	Oncology Radi...	1 in 60 miles and...	10	100.0	0	0.0	26.8	29.2

Access Detail By County - Oncology Radiation

July 10, 2024

Access Analysis
 Access Analysis
 Employee / Provider Groups
 Census
 Oncology Radiation

All Eligibles											
State Name	County	County SSA	Employee #	Provider		With Access		Without Access		Average Distance	Average Time
				Group	Standard	#	%	#	%	1	1
Minnesota	Martin	24450	9	Oncology Radi...	1 in 60 miles and...	9	100.0	0	0.0	46.4	50.6
	McLeod	24420	8	Oncology Radi...	1 in 60 miles and...	8	100.0	0	0.0	24.1	26.3
	Meeker	24460	7	Oncology Radi...	1 in 60 miles and...	7	100.0	0	0.0	38.3	43.0
	Mille Lacs	24470	8	Oncology Radi...	1 in 60 miles and...	8	100.0	0	0.0	35.7	39.5
	Morrison	24480	13	Oncology Radi...	1 in 60 miles and...	13	100.0	0	0.0	28.5	32.7
	Nicollet	24510	5	Oncology Radi...	1 in 60 miles and...	5	100.0	0	0.0	18.5	20.1
	Nobles	24520	12	Oncology Radi...	1 in 60 miles and...	12	100.0	0	0.0	17.0	18.5
	Norman	24530	9	Oncology Radi...	1 in 60 miles and...	9	100.0	0	0.0	30.6	33.4
	Otter Tail	24550	20	Oncology Radi...	1 in 60 miles and...	20	100.0	0	0.0	25.5	27.8
	Pennington	24560	3	Oncology Radi...	1 in 60 miles and...	3	100.0	0	0.0	8.8	9.6
	Pine	24570	13	Oncology Radi...	1 in 60 miles and...	7	53.8	6	46.2	48.7	55.1
	Pipestone	24580	8	Oncology Radi...	1 in 60 miles and...	8	100.0	0	0.0	39.3	43.4
	Polk	24590	16	Oncology Radi...	1 in 60 miles and...	16	100.0	0	0.0	14.4	15.7
	Pope	24600	5	Oncology Radi...	1 in 60 miles and...	1	20.0	4	80.0	56.1	63.5
	Ramsey	24610	36	Oncology Radi...	1 in 60 miles and...	36	100.0	0	0.0	2.6	4.4
	Red Lake	24620	4	Oncology Radi...	1 in 60 miles and...	4	100.0	0	0.0	16.5	18.0
	Redwood	24630	14	Oncology Radi...	1 in 60 miles and...	14	100.0	0	0.0	29.9	32.5
	Renville	24640	10	Oncology Radi...	1 in 60 miles and...	10	100.0	0	0.0	46.8	51.1
	Rice	24650	8	Oncology Radi...	1 in 60 miles and...	8	100.0	0	0.0	12.7	14.0
	Rock	24660	7	Oncology Radi...	1 in 60 miles and...	7	100.0	0	0.0	25.5	28.6
	Roseau	24670	8	Oncology Radi...	1 in 60 miles and...	8	100.0	0	0.0	17.9	19.5
	Scott	24690	8	Oncology Radi...	1 in 60 miles and...	8	100.0	0	0.0	11.1	12.9
	Sherburne	24700	7	Oncology Radi...	1 in 60 miles and...	7	100.0	0	0.0	12.5	13.7
	Sibley	24710	7	Oncology Radi...	1 in 60 miles and...	7	100.0	0	0.0	32.1	35.5
	St. Louis	24680	55	Oncology Radi...	1 in 60 miles and...	53	96.4	2	3.6	20.9	23.6
	Stearns	24720	34	Oncology Radi...	1 in 60 miles and...	34	100.0	0	0.0	16.7	20.1
	Stevens	24740	5	Oncology Radi...	1 in 60 miles and...	4	80.0	1	20.0	49.7	54.1
	Swift	24750	7	Oncology Radi...	1 in 60 miles and...	0	0.0	7	100.0	60.2	65.6
	Todd	24760	9	Oncology Radi...	1 in 60 miles and...	9	100.0	0	0.0	44.1	49.6
	Traverse	24770	4	Oncology Radi...	1 in 60 miles and...	3	75.0	1	25.0	48.9	53.3
	Wabasha	24780	9	Oncology Radi...	1 in 60 miles and...	9	100.0	0	0.0	24.1	26.3
	Wadena	24790	7	Oncology Radi...	1 in 60 miles and...	7	100.0	0	0.0	42.3	46.1
	Washington	24810	21	Oncology Radi...	1 in 60 miles and...	21	100.0	0	0.0	6.8	8.2
	Wilkin	24830	7	Oncology Radi...	1 in 60 miles and...	7	100.0	0	0.0	23.5	26.3
	Winona	24840	10	Oncology Radi...	1 in 60 miles and...	10	100.0	0	0.0	28.3	30.9
	Wright	24850	31	Oncology Radi...	1 in 60 miles and...	31	100.0	0	0.0	9.3	10.3
	Yellow Medicine	24860	7	Oncology Radi...	1 in 60 miles and...	7	100.0	0	0.0	27.9	30.3
Grand Totals			946	Oncology Radi...	1 in 60 miles and...	872	92.2	74	7.8	24.4	27.3

Ophthalmology

July 10, 2024

Ophthalmology

1,401 providers at 320 locations

■ All providers

Access Analysis

Employee Group

Census

Provider Group

Ophthalmology

946 employee locations

◆ With access (920)

● Without access (26)

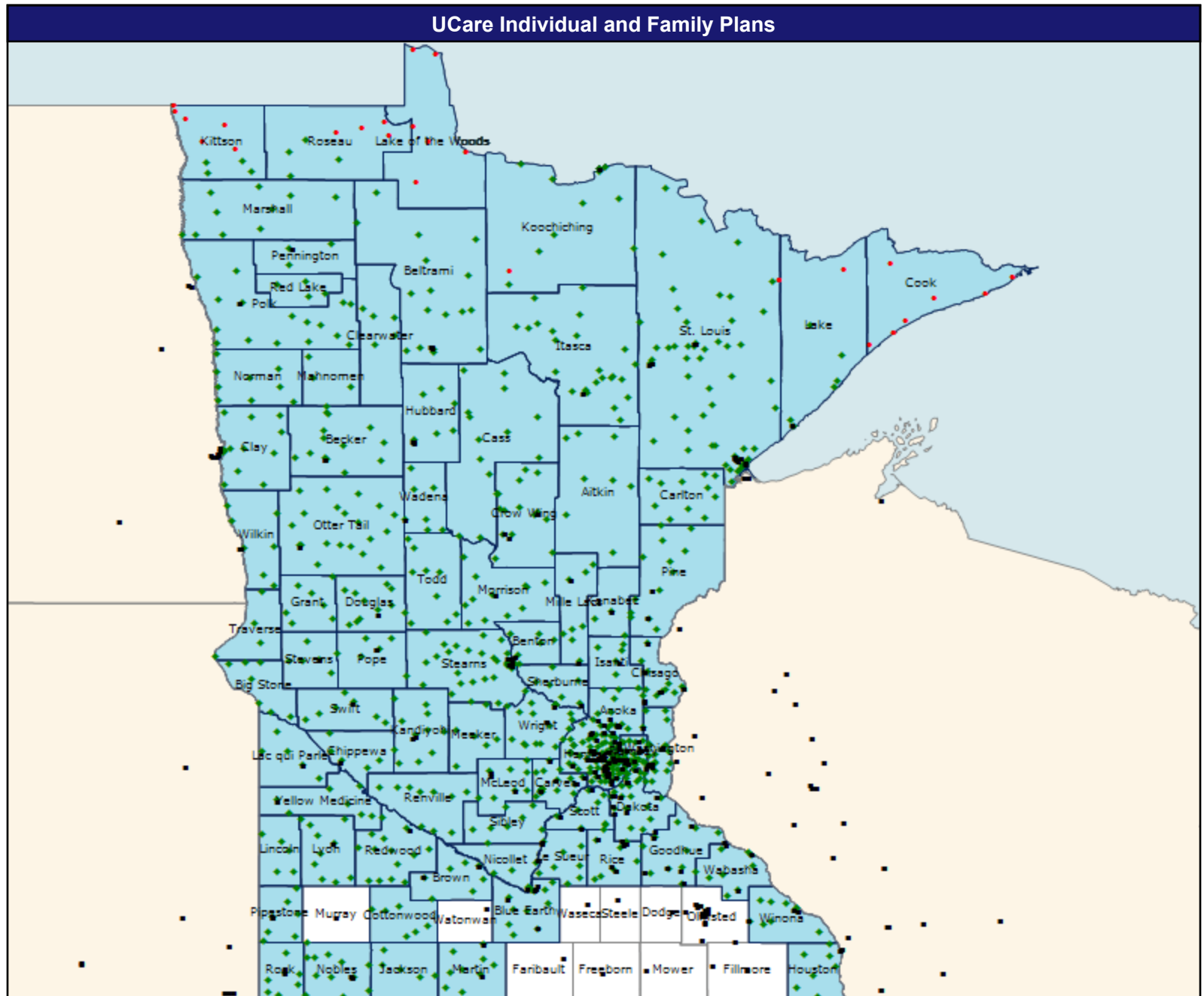
The Access Standard is defined as
(Census) employees accessing:

1 (Ophthalmology) provider in 60 miles
and 60 minutes

Service Areas

■ IFP

61.64 miles



Access Detail By County - Ophthalmology

July 10, 2024

Access Analysis
 Access Analysis
 Employee / Provider Groups
 Census
 Ophthalmology

All Eligibles											
State Name	County	County SSA	Employee #	Provider		With Access		Without Access		Average Distance	Average Time
				Group	Standard	#	%	#	%	1	1
Minnesota	Aitkin	24000	8	Ophthalmology	1 in 60 miles and...	8	100.0	0	0.0	27.9	30.4
	Anoka	24010	13	Ophthalmology	1 in 60 miles and...	13	100.0	0	0.0	5.1	5.9
	Becker	24020	14	Ophthalmology	1 in 60 miles and...	14	100.0	0	0.0	13.4	14.8
	Beltrami	24030	17	Ophthalmology	1 in 60 miles and...	17	100.0	0	0.0	26.3	28.6
	Benton	24040	5	Ophthalmology	1 in 60 miles and...	5	100.0	0	0.0	13.4	14.5
	Big Stone	24050	7	Ophthalmology	1 in 60 miles and...	7	100.0	0	0.0	32.7	35.6
	Blue Earth	24060	12	Ophthalmology	1 in 60 miles and...	12	100.0	0	0.0	5.6	6.1
	Brown	24070	7	Ophthalmology	1 in 60 miles and...	7	100.0	0	0.0	7.8	8.5
	Carlton	24080	11	Ophthalmology	1 in 60 miles and...	11	100.0	0	0.0	28.0	30.5
	Carver	24090	34	Ophthalmology	1 in 60 miles and...	34	100.0	0	0.0	2.0	2.2
	Cass	24100	12	Ophthalmology	1 in 60 miles and...	12	100.0	0	0.0	28.7	31.2
	Chippewa	24110	5	Ophthalmology	1 in 60 miles and...	5	100.0	0	0.0	11.3	12.2
	Chisago	24120	11	Ophthalmology	1 in 60 miles and...	11	100.0	0	0.0	3.1	3.3
	Clay	24130	14	Ophthalmology	1 in 60 miles and...	14	100.0	0	0.0	14.5	16.8
	Clearwater	24140	5	Ophthalmology	1 in 60 miles and...	5	100.0	0	0.0	28.2	30.7
	Cook	24150	7	Ophthalmology	1 in 60 miles and...	0	0.0	7	100.0	84.5	92.1
	Cottonwood	24160	6	Ophthalmology	1 in 60 miles and...	6	100.0	0	0.0	23.5	25.5
	Crow Wing	24170	15	Ophthalmology	1 in 60 miles and...	15	100.0	0	0.0	11.7	12.8
	Dakota	24180	20	Ophthalmology	1 in 60 miles and...	20	100.0	0	0.0	3.6	4.2
	Douglas	24200	11	Ophthalmology	1 in 60 miles and...	11	100.0	0	0.0	13.1	14.2
	Goodhue	24240	10	Ophthalmology	1 in 60 miles and...	10	100.0	0	0.0	4.3	4.6
	Grant	24250	7	Ophthalmology	1 in 60 miles and...	7	100.0	0	0.0	23.6	25.7
	Hennepin	24260	106	Ophthalmology	1 in 60 miles and...	106	100.0	0	0.0	2.8	3.9
	Houston	24270	7	Ophthalmology	1 in 60 miles and...	7	100.0	0	0.0	14.6	15.9
	Hubbard	24280	6	Ophthalmology	1 in 60 miles and...	6	100.0	0	0.0	17.4	18.9
	Isanti	24290	5	Ophthalmology	1 in 60 miles and...	5	100.0	0	0.0	7.7	8.3
	Itasca	24300	25	Ophthalmology	1 in 60 miles and...	25	100.0	0	0.0	22.1	24.1
	Jackson	24310	5	Ophthalmology	1 in 60 miles and...	5	100.0	0	0.0	22.9	24.9
	Kanabec	24320	3	Ophthalmology	1 in 60 miles and...	3	100.0	0	0.0	7.9	8.6
	Kandiyohi	24330	11	Ophthalmology	1 in 60 miles and...	11	100.0	0	0.0	12.8	13.9
	Kittson	24340	10	Ophthalmology	1 in 60 miles and...	4	40.0	6	60.0	60.5	66.7
	Koochiching	24350	12	Ophthalmology	1 in 60 miles and...	11	91.7	1	8.3	28.3	30.9
	Lac qui Parle	24360	5	Ophthalmology	1 in 60 miles and...	5	100.0	0	0.0	14.3	15.6
	Lake	24370	7	Ophthalmology	1 in 60 miles and...	6	85.7	1	14.3	32.8	35.7
	Lake of the Woods	24380	6	Ophthalmology	1 in 60 miles and...	0	0.0	6	100.0	77.0	83.9
	Le Sueur	24390	8	Ophthalmology	1 in 60 miles and...	8	100.0	0	0.0	9.8	10.7
	Lincoln	24400	5	Ophthalmology	1 in 60 miles and...	5	100.0	0	0.0	20.8	22.6
	Lyon	24410	10	Ophthalmology	1 in 60 miles and...	10	100.0	0	0.0	14.2	15.4
	Mahnomen	24430	3	Ophthalmology	1 in 60 miles and...	3	100.0	0	0.0	39.3	42.9
	Marshall	24440	10	Ophthalmology	1 in 60 miles and...	10	100.0	0	0.0	29.2	31.8

Access Detail By County - Ophthalmology

July 10, 2024

Access Analysis
 Access Analysis
 Employee / Provider Groups
 Census
 Ophthalmology

All Eligibles											
State Name	County	County SSA	Employee #	Provider		With Access		Without Access		Average Distance	Average Time
				Group	Standard	#	%	#	%	1	1
Minnesota	Martin	24450	9	Ophthalmology	1 in 60 miles and...	9	100.0	0	0.0	10.5	11.5
	McLeod	24420	8	Ophthalmology	1 in 60 miles and...	8	100.0	0	0.0	8.1	8.8
	Meeker	24460	7	Ophthalmology	1 in 60 miles and...	7	100.0	0	0.0	19.9	21.7
	Mille Lacs	24470	8	Ophthalmology	1 in 60 miles and...	8	100.0	0	0.0	11.1	12.2
	Morrison	24480	13	Ophthalmology	1 in 60 miles and...	13	100.0	0	0.0	15.3	16.7
	Nicollet	24510	5	Ophthalmology	1 in 60 miles and...	5	100.0	0	0.0	7.5	8.1
	Nobles	24520	12	Ophthalmology	1 in 60 miles and...	12	100.0	0	0.0	13.1	14.2
	Norman	24530	9	Ophthalmology	1 in 60 miles and...	9	100.0	0	0.0	31.3	34.1
	Otter Tail	24550	20	Ophthalmology	1 in 60 miles and...	20	100.0	0	0.0	16.6	18.1
	Pennington	24560	3	Ophthalmology	1 in 60 miles and...	3	100.0	0	0.0	8.8	9.6
	Pine	24570	13	Ophthalmology	1 in 60 miles and...	13	100.0	0	0.0	16.0	17.4
	Pipestone	24580	8	Ophthalmology	1 in 60 miles and...	8	100.0	0	0.0	10.6	11.6
	Polk	24590	16	Ophthalmology	1 in 60 miles and...	16	100.0	0	0.0	26.1	28.4
	Pope	24600	5	Ophthalmology	1 in 60 miles and...	5	100.0	0	0.0	7.9	8.6
	Ramsey	24610	36	Ophthalmology	1 in 60 miles and...	36	100.0	0	0.0	1.4	2.4
	Red Lake	24620	4	Ophthalmology	1 in 60 miles and...	4	100.0	0	0.0	23.4	25.4
	Redwood	24630	14	Ophthalmology	1 in 60 miles and...	14	100.0	0	0.0	15.1	16.4
	Renville	24640	10	Ophthalmology	1 in 60 miles and...	10	100.0	0	0.0	18.5	20.2
	Rice	24650	8	Ophthalmology	1 in 60 miles and...	8	100.0	0	0.0	5.2	5.6
	Rock	24660	7	Ophthalmology	1 in 60 miles and...	7	100.0	0	0.0	9.1	9.9
	Roseau	24670	8	Ophthalmology	1 in 60 miles and...	4	50.0	4	50.0	54.8	59.8
	Scott	24690	8	Ophthalmology	1 in 60 miles and...	8	100.0	0	0.0	5.2	5.9
	Sherburne	24700	7	Ophthalmology	1 in 60 miles and...	7	100.0	0	0.0	8.5	9.2
	Sibley	24710	7	Ophthalmology	1 in 60 miles and...	7	100.0	0	0.0	13.1	14.4
	St. Louis	24680	55	Ophthalmology	1 in 60 miles and...	54	98.2	1	1.8	17.1	18.8
	Stearns	24720	34	Ophthalmology	1 in 60 miles and...	34	100.0	0	0.0	13.0	14.2
	Stevens	24740	5	Ophthalmology	1 in 60 miles and...	5	100.0	0	0.0	8.9	9.7
	Swift	24750	7	Ophthalmology	1 in 60 miles and...	7	100.0	0	0.0	12.7	13.8
	Todd	24760	9	Ophthalmology	1 in 60 miles and...	9	100.0	0	0.0	22.0	24.0
	Traverse	24770	4	Ophthalmology	1 in 60 miles and...	4	100.0	0	0.0	33.4	36.4
	Wabasha	24780	9	Ophthalmology	1 in 60 miles and...	9	100.0	0	0.0	5.9	6.4
	Wadena	24790	7	Ophthalmology	1 in 60 miles and...	7	100.0	0	0.0	13.4	14.6
	Washington	24810	21	Ophthalmology	1 in 60 miles and...	21	100.0	0	0.0	4.2	5.1
	Wilkin	24830	7	Ophthalmology	1 in 60 miles and...	7	100.0	0	0.0	16.7	18.2
	Winona	24840	10	Ophthalmology	1 in 60 miles and...	10	100.0	0	0.0	7.0	7.6
	Wright	24850	31	Ophthalmology	1 in 60 miles and...	31	100.0	0	0.0	6.5	7.1
	Yellow Medicine	24860	7	Ophthalmology	1 in 60 miles and...	7	100.0	0	0.0	15.4	16.8
Grand Totals			946	Ophthalmology	1 in 60 miles and...	920	97.3	26	2.7	14.5	15.9

Access Detail By County - Orthopedic Surgery

July 10, 2024

Access Analysis
 Access Analysis
 Employee / Provider Groups
 Census
 Orthopedic Surgery

All Eligibles											
State Name	County	County SSA	Employee #	Provider		With Access		Without Access		Average Distance	Average Time
				Group	Standard	#	%	#	%	1	1
Minnesota	Aitkin	24000	8	Orthopedic Sur...	1 in 60 miles and...	8	100.0	0	0.0	21.9	23.9
	Anoka	24010	13	Orthopedic Sur...	1 in 60 miles and...	13	100.0	0	0.0	4.8	5.8
	Becker	24020	14	Orthopedic Sur...	1 in 60 miles and...	14	100.0	0	0.0	6.4	6.9
	Beltrami	24030	17	Orthopedic Sur...	1 in 60 miles and...	17	100.0	0	0.0	24.1	26.3
	Benton	24040	5	Orthopedic Sur...	1 in 60 miles and...	5	100.0	0	0.0	14.6	15.9
	Big Stone	24050	7	Orthopedic Sur...	1 in 60 miles and...	7	100.0	0	0.0	26.9	29.3
	Blue Earth	24060	12	Orthopedic Sur...	1 in 60 miles and...	12	100.0	0	0.0	9.8	10.7
	Brown	24070	7	Orthopedic Sur...	1 in 60 miles and...	7	100.0	0	0.0	7.8	8.5
	Carlton	24080	11	Orthopedic Sur...	1 in 60 miles and...	11	100.0	0	0.0	11.3	12.3
	Carver	24090	34	Orthopedic Sur...	1 in 60 miles and...	34	100.0	0	0.0	8.9	9.7
	Cass	24100	12	Orthopedic Sur...	1 in 60 miles and...	12	100.0	0	0.0	11.7	12.7
	Chippewa	24110	5	Orthopedic Sur...	1 in 60 miles and...	5	100.0	0	0.0	18.7	20.4
	Chisago	24120	11	Orthopedic Sur...	1 in 60 miles and...	11	100.0	0	0.0	4.1	4.4
	Clay	24130	14	Orthopedic Sur...	1 in 60 miles and...	14	100.0	0	0.0	10.9	12.5
	Clearwater	24140	5	Orthopedic Sur...	1 in 60 miles and...	5	100.0	0	0.0	21.1	23.0
	Cook	24150	7	Orthopedic Sur...	1 in 60 miles and...	1	14.3	6	85.7	70.0	76.3
	Cottonwood	24160	6	Orthopedic Sur...	1 in 60 miles and...	6	100.0	0	0.0	11.1	12.0
	Crow Wing	24170	15	Orthopedic Sur...	1 in 60 miles and...	15	100.0	0	0.0	6.4	6.9
	Dakota	24180	20	Orthopedic Sur...	1 in 60 miles and...	20	100.0	0	0.0	3.6	4.3
	Douglas	24200	11	Orthopedic Sur...	1 in 60 miles and...	11	100.0	0	0.0	11.2	12.2
	Goodhue	24240	10	Orthopedic Sur...	1 in 60 miles and...	10	100.0	0	0.0	5.0	5.4
	Grant	24250	7	Orthopedic Sur...	1 in 60 miles and...	7	100.0	0	0.0	12.6	13.7
	Hennepin	24260	106	Orthopedic Sur...	1 in 60 miles and...	106	100.0	0	0.0	3.4	4.6
	Houston	24270	7	Orthopedic Sur...	1 in 60 miles and...	7	100.0	0	0.0	16.1	17.5
	Hubbard	24280	6	Orthopedic Sur...	1 in 60 miles and...	6	100.0	0	0.0	12.3	13.3
	Isanti	24290	5	Orthopedic Sur...	1 in 60 miles and...	5	100.0	0	0.0	6.6	7.1
	Itasca	24300	25	Orthopedic Sur...	1 in 60 miles and...	25	100.0	0	0.0	13.9	15.1
	Jackson	24310	5	Orthopedic Sur...	1 in 60 miles and...	5	100.0	0	0.0	10.2	11.0
	Kanabec	24320	3	Orthopedic Sur...	1 in 60 miles and...	3	100.0	0	0.0	8.1	8.7
	Kandiyohi	24330	11	Orthopedic Sur...	1 in 60 miles and...	11	100.0	0	0.0	12.3	13.4
	Kittson	24340	10	Orthopedic Sur...	1 in 60 miles and...	10	100.0	0	0.0	26.6	29.2
	Koochiching	24350	12	Orthopedic Sur...	1 in 60 miles and...	12	100.0	0	0.0	22.5	24.5
	Lac qui Parle	24360	5	Orthopedic Sur...	1 in 60 miles and...	5	100.0	0	0.0	24.6	26.8
	Lake	24370	7	Orthopedic Sur...	1 in 60 miles and...	6	85.7	1	14.3	42.1	46.6
	Lake of the Woods	24380	6	Orthopedic Sur...	1 in 60 miles and...	6	100.0	0	0.0	23.5	25.6
	Le Sueur	24390	8	Orthopedic Sur...	1 in 60 miles and...	8	100.0	0	0.0	12.8	13.9
	Lincoln	24400	5	Orthopedic Sur...	1 in 60 miles and...	5	100.0	0	0.0	11.2	12.2
	Lyon	24410	10	Orthopedic Sur...	1 in 60 miles and...	10	100.0	0	0.0	13.0	14.1
	Mahnomen	24430	3	Orthopedic Sur...	1 in 60 miles and...	3	100.0	0	0.0	11.3	12.3
	Marshall	24440	10	Orthopedic Sur...	1 in 60 miles and...	10	100.0	0	0.0	24.4	26.6

Access Detail By County - Orthopedic Surgery

July 10, 2024

Access Analysis
 Access Analysis
 Employee / Provider Groups
 Census
 Orthopedic Surgery

All Eligibles											
State Name	County	County SSA	Employee #	Provider		With Access		Without Access		Average Distance	Average Time
				Group	Standard	#	%	#	%	1	1
Minnesota	Martin	24450	9	Orthopedic Sur...	1 in 60 miles and...	9	100.0	0	0.0	11.4	12.4
	McLeod	24420	8	Orthopedic Sur...	1 in 60 miles and...	8	100.0	0	0.0	9.1	9.9
	Meeker	24460	7	Orthopedic Sur...	1 in 60 miles and...	7	100.0	0	0.0	14.2	15.4
	Mille Lacs	24470	8	Orthopedic Sur...	1 in 60 miles and...	8	100.0	0	0.0	17.3	19.0
	Morrison	24480	13	Orthopedic Sur...	1 in 60 miles and...	13	100.0	0	0.0	9.0	9.8
	Nicollet	24510	5	Orthopedic Sur...	1 in 60 miles and...	5	100.0	0	0.0	10.3	11.2
	Nobles	24520	12	Orthopedic Sur...	1 in 60 miles and...	12	100.0	0	0.0	12.8	13.9
	Norman	24530	9	Orthopedic Sur...	1 in 60 miles and...	9	100.0	0	0.0	22.3	24.3
	Otter Tail	24550	20	Orthopedic Sur...	1 in 60 miles and...	20	100.0	0	0.0	8.3	9.0
	Pennington	24560	3	Orthopedic Sur...	1 in 60 miles and...	3	100.0	0	0.0	8.6	9.3
	Pine	24570	13	Orthopedic Sur...	1 in 60 miles and...	13	100.0	0	0.0	10.6	11.6
	Pipestone	24580	8	Orthopedic Sur...	1 in 60 miles and...	8	100.0	0	0.0	18.8	20.5
	Polk	24590	16	Orthopedic Sur...	1 in 60 miles and...	16	100.0	0	0.0	9.5	10.4
	Pope	24600	5	Orthopedic Sur...	1 in 60 miles and...	5	100.0	0	0.0	6.1	6.6
	Ramsey	24610	36	Orthopedic Sur...	1 in 60 miles and...	36	100.0	0	0.0	1.5	2.4
	Red Lake	24620	4	Orthopedic Sur...	1 in 60 miles and...	4	100.0	0	0.0	10.8	11.8
	Redwood	24630	14	Orthopedic Sur...	1 in 60 miles and...	14	100.0	0	0.0	13.1	14.3
	Renville	24640	10	Orthopedic Sur...	1 in 60 miles and...	10	100.0	0	0.0	12.9	14.1
	Rice	24650	8	Orthopedic Sur...	1 in 60 miles and...	8	100.0	0	0.0	5.5	5.9
	Rock	24660	7	Orthopedic Sur...	1 in 60 miles and...	7	100.0	0	0.0	9.3	10.1
	Roseau	24670	8	Orthopedic Sur...	1 in 60 miles and...	8	100.0	0	0.0	13.4	14.6
	Scott	24690	8	Orthopedic Sur...	1 in 60 miles and...	8	100.0	0	0.0	4.7	5.3
	Sherburne	24700	7	Orthopedic Sur...	1 in 60 miles and...	7	100.0	0	0.0	7.9	8.5
	Sibley	24710	7	Orthopedic Sur...	1 in 60 miles and...	7	100.0	0	0.0	14.9	16.4
	St. Louis	24680	55	Orthopedic Sur...	1 in 60 miles and...	55	100.0	0	0.0	13.7	15.1
	Stearns	24720	34	Orthopedic Sur...	1 in 60 miles and...	34	100.0	0	0.0	11.5	12.6
	Stevens	24740	5	Orthopedic Sur...	1 in 60 miles and...	5	100.0	0	0.0	9.3	10.1
	Swift	24750	7	Orthopedic Sur...	1 in 60 miles and...	7	100.0	0	0.0	13.4	14.6
	Todd	24760	9	Orthopedic Sur...	1 in 60 miles and...	9	100.0	0	0.0	15.1	16.4
	Traverse	24770	4	Orthopedic Sur...	1 in 60 miles and...	4	100.0	0	0.0	14.5	15.7
	Wabasha	24780	9	Orthopedic Sur...	1 in 60 miles and...	9	100.0	0	0.0	6.2	6.7
	Wadena	24790	7	Orthopedic Sur...	1 in 60 miles and...	7	100.0	0	0.0	5.4	5.9
	Washington	24810	21	Orthopedic Sur...	1 in 60 miles and...	21	100.0	0	0.0	4.0	4.8
	Wilkin	24830	7	Orthopedic Sur...	1 in 60 miles and...	7	100.0	0	0.0	14.6	15.9
	Winona	24840	10	Orthopedic Sur...	1 in 60 miles and...	10	100.0	0	0.0	6.9	7.4
	Wright	24850	31	Orthopedic Sur...	1 in 60 miles and...	31	100.0	0	0.0	5.2	5.7
	Yellow Medicine	24860	7	Orthopedic Sur...	1 in 60 miles and...	7	100.0	0	0.0	9.9	10.8
	Grand Totals		946	Orthopedic Sur...	1 in 60 miles and...	939	99.3	7	0.7	11.0	12.2

Otolaryngology

July 10, 2024

Otolaryngology

872 providers at 247 locations

■ All providers

Access Analysis

Employee Group

Census

Provider Group

Otolaryngology

946 employee locations

◆ With access (916)

● Without access (30)

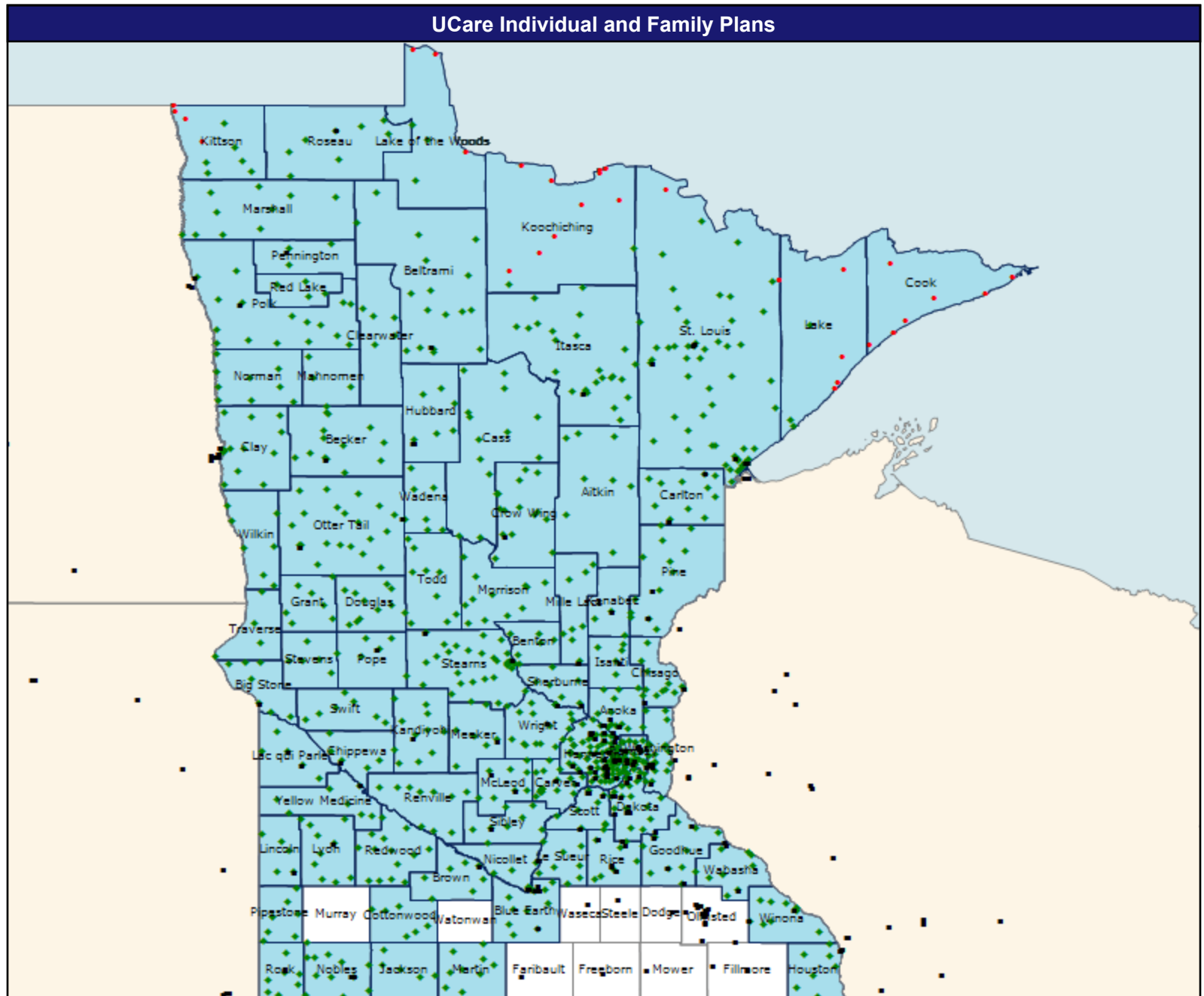
The Access Standard is defined as (Census) employees accessing:

1 (Otolaryngology) provider in 60 miles and 60 minutes

Service Areas

■ IFP

61.64 miles



Access Detail By County - Otolaryngology

July 10, 2024

Access Analysis
 Access Analysis
 Employee / Provider Groups
 Census
 Otolaryngology

All Eligibles											
State Name	County	County SSA	Employee #	Provider		With Access		Without Access		Average Distance	Average Time
				Group	Standard	#	%	#	%	1	1
Minnesota	Aitkin	24000	8	Otolaryngology	1 in 60 miles and...	8	100.0	0	0.0	28.8	31.4
	Anoka	24010	13	Otolaryngology	1 in 60 miles and...	13	100.0	0	0.0	5.5	6.5
	Becker	24020	14	Otolaryngology	1 in 60 miles and...	14	100.0	0	0.0	13.5	14.9
	Beltrami	24030	17	Otolaryngology	1 in 60 miles and...	17	100.0	0	0.0	25.9	28.2
	Benton	24040	5	Otolaryngology	1 in 60 miles and...	5	100.0	0	0.0	15.0	17.6
	Big Stone	24050	7	Otolaryngology	1 in 60 miles and...	7	100.0	0	0.0	14.7	16.0
	Blue Earth	24060	12	Otolaryngology	1 in 60 miles and...	12	100.0	0	0.0	7.2	7.9
	Brown	24070	7	Otolaryngology	1 in 60 miles and...	7	100.0	0	0.0	14.5	15.8
	Carlton	24080	11	Otolaryngology	1 in 60 miles and...	11	100.0	0	0.0	11.3	12.3
	Carver	24090	34	Otolaryngology	1 in 60 miles and...	34	100.0	0	0.0	9.0	9.8
	Cass	24100	12	Otolaryngology	1 in 60 miles and...	12	100.0	0	0.0	30.1	32.8
	Chippewa	24110	5	Otolaryngology	1 in 60 miles and...	5	100.0	0	0.0	10.5	11.4
	Chisago	24120	11	Otolaryngology	1 in 60 miles and...	11	100.0	0	0.0	7.9	8.5
	Clay	24130	14	Otolaryngology	1 in 60 miles and...	14	100.0	0	0.0	14.7	16.8
	Clearwater	24140	5	Otolaryngology	1 in 60 miles and...	5	100.0	0	0.0	28.1	30.6
	Cook	24150	7	Otolaryngology	1 in 60 miles and...	0	0.0	7	100.0	100.6	109.7
	Cottonwood	24160	6	Otolaryngology	1 in 60 miles and...	6	100.0	0	0.0	38.8	42.3
	Crow Wing	24170	15	Otolaryngology	1 in 60 miles and...	15	100.0	0	0.0	18.9	20.6
	Dakota	24180	20	Otolaryngology	1 in 60 miles and...	20	100.0	0	0.0	3.9	4.6
	Douglas	24200	11	Otolaryngology	1 in 60 miles and...	11	100.0	0	0.0	23.7	25.9
	Goodhue	24240	10	Otolaryngology	1 in 60 miles and...	10	100.0	0	0.0	5.7	6.2
	Grant	24250	7	Otolaryngology	1 in 60 miles and...	7	100.0	0	0.0	27.1	29.5
	Hennepin	24260	106	Otolaryngology	1 in 60 miles and...	106	100.0	0	0.0	3.1	4.3
	Houston	24270	7	Otolaryngology	1 in 60 miles and...	7	100.0	0	0.0	16.1	17.5
	Hubbard	24280	6	Otolaryngology	1 in 60 miles and...	6	100.0	0	0.0	17.8	19.4
	Isanti	24290	5	Otolaryngology	1 in 60 miles and...	5	100.0	0	0.0	7.7	8.3
	Itasca	24300	25	Otolaryngology	1 in 60 miles and...	25	100.0	0	0.0	22.3	24.3
	Jackson	24310	5	Otolaryngology	1 in 60 miles and...	5	100.0	0	0.0	26.0	28.3
	Kanabec	24320	3	Otolaryngology	1 in 60 miles and...	3	100.0	0	0.0	8.1	8.7
	Kandiyohi	24330	11	Otolaryngology	1 in 60 miles and...	11	100.0	0	0.0	13.8	15.0
	Kittson	24340	10	Otolaryngology	1 in 60 miles and...	6	60.0	4	40.0	52.6	58.0
	Koochiching	24350	12	Otolaryngology	1 in 60 miles and...	2	16.7	10	83.3	73.2	79.8
	Lac qui Parle	24360	5	Otolaryngology	1 in 60 miles and...	5	100.0	0	0.0	7.7	8.4
	Lake	24370	7	Otolaryngology	1 in 60 miles and...	3	42.9	4	57.1	53.6	59.3
	Lake of the Woods	24380	6	Otolaryngology	1 in 60 miles and...	3	50.0	3	50.0	48.8	53.2
	Le Sueur	24390	8	Otolaryngology	1 in 60 miles and...	8	100.0	0	0.0	11.1	12.0
	Lincoln	24400	5	Otolaryngology	1 in 60 miles and...	5	100.0	0	0.0	12.9	14.1
	Lyon	24410	10	Otolaryngology	1 in 60 miles and...	10	100.0	0	0.0	13.9	15.1
	Mahnomen	24430	3	Otolaryngology	1 in 60 miles and...	3	100.0	0	0.0	39.3	42.9
	Marshall	24440	10	Otolaryngology	1 in 60 miles and...	10	100.0	0	0.0	26.9	29.3

Access Detail By County - Otolaryngology

July 10, 2024

Access Analysis
 Access Analysis
 Employee / Provider Groups
 Census
 Otolaryngology

All Eligibles											
State Name	County	County SSA	Employee #	Provider		With Access		Without Access		Average Distance	Average Time
				Group	Standard	#	%	#	%	1	1
Minnesota	Martin	24450	9	Otolaryngology	1 in 60 miles and...	9	100.0	0	0.0	27.2	29.6
	McLeod	24420	8	Otolaryngology	1 in 60 miles and...	8	100.0	0	0.0	9.2	10.0
	Meeker	24460	7	Otolaryngology	1 in 60 miles and...	7	100.0	0	0.0	14.4	15.6
	Mille Lacs	24470	8	Otolaryngology	1 in 60 miles and...	8	100.0	0	0.0	18.0	19.8
	Morrison	24480	13	Otolaryngology	1 in 60 miles and...	13	100.0	0	0.0	26.1	29.1
	Nicollet	24510	5	Otolaryngology	1 in 60 miles and...	5	100.0	0	0.0	6.7	7.3
	Nobles	24520	12	Otolaryngology	1 in 60 miles and...	12	100.0	0	0.0	13.4	14.5
	Norman	24530	9	Otolaryngology	1 in 60 miles and...	9	100.0	0	0.0	32.1	34.9
	Otter Tail	24550	20	Otolaryngology	1 in 60 miles and...	20	100.0	0	0.0	16.7	18.2
	Pennington	24560	3	Otolaryngology	1 in 60 miles and...	3	100.0	0	0.0	10.0	10.9
	Pine	24570	13	Otolaryngology	1 in 60 miles and...	13	100.0	0	0.0	10.6	11.6
	Pipestone	24580	8	Otolaryngology	1 in 60 miles and...	8	100.0	0	0.0	19.0	20.7
	Polk	24590	16	Otolaryngology	1 in 60 miles and...	16	100.0	0	0.0	25.9	28.3
	Pope	24600	5	Otolaryngology	1 in 60 miles and...	5	100.0	0	0.0	9.6	10.5
	Ramsey	24610	36	Otolaryngology	1 in 60 miles and...	36	100.0	0	0.0	1.8	3.1
	Red Lake	24620	4	Otolaryngology	1 in 60 miles and...	4	100.0	0	0.0	23.4	25.5
	Redwood	24630	14	Otolaryngology	1 in 60 miles and...	14	100.0	0	0.0	27.2	29.6
	Renville	24640	10	Otolaryngology	1 in 60 miles and...	10	100.0	0	0.0	22.0	24.0
	Rice	24650	8	Otolaryngology	1 in 60 miles and...	8	100.0	0	0.0	5.8	6.3
	Rock	24660	7	Otolaryngology	1 in 60 miles and...	7	100.0	0	0.0	10.1	10.9
	Roseau	24670	8	Otolaryngology	1 in 60 miles and...	8	100.0	0	0.0	18.1	19.6
	Scott	24690	8	Otolaryngology	1 in 60 miles and...	8	100.0	0	0.0	5.9	6.6
	Sherburne	24700	7	Otolaryngology	1 in 60 miles and...	7	100.0	0	0.0	8.7	9.5
	Sibley	24710	7	Otolaryngology	1 in 60 miles and...	7	100.0	0	0.0	10.0	11.0
	St. Louis	24680	55	Otolaryngology	1 in 60 miles and...	53	96.4	2	3.6	18.1	20.1
	Stearns	24720	34	Otolaryngology	1 in 60 miles and...	34	100.0	0	0.0	12.1	14.0
	Stevens	24740	5	Otolaryngology	1 in 60 miles and...	5	100.0	0	0.0	29.6	32.2
	Swift	24750	7	Otolaryngology	1 in 60 miles and...	7	100.0	0	0.0	24.0	26.1
	Todd	24760	9	Otolaryngology	1 in 60 miles and...	9	100.0	0	0.0	18.8	20.4
	Traverse	24770	4	Otolaryngology	1 in 60 miles and...	4	100.0	0	0.0	32.1	35.0
	Wabasha	24780	9	Otolaryngology	1 in 60 miles and...	9	100.0	0	0.0	10.1	10.9
	Wadena	24790	7	Otolaryngology	1 in 60 miles and...	7	100.0	0	0.0	14.1	15.3
	Washington	24810	21	Otolaryngology	1 in 60 miles and...	21	100.0	0	0.0	5.4	6.3
	Wilkin	24830	7	Otolaryngology	1 in 60 miles and...	7	100.0	0	0.0	23.4	26.3
	Winona	24840	10	Otolaryngology	1 in 60 miles and...	10	100.0	0	0.0	7.0	7.6
	Wright	24850	31	Otolaryngology	1 in 60 miles and...	31	100.0	0	0.0	6.3	6.9
	Yellow Medicine	24860	7	Otolaryngology	1 in 60 miles and...	7	100.0	0	0.0	14.9	16.2
Grand Totals			946	Otolaryngology	1 in 60 miles and...	916	96.8	30	3.2	16.0	17.8

Outpatient Infusion/Chemotherapy

July 10, 2024

Outpatient Infusion/Chemotherapy

162 providers at 73 locations

■ All providers

Access Analysis

Employee Group

Census

Provider Group

Outpatient Infusion/Chemotherapy

946 employee locations

◆ With access (919)

● Without access (27)

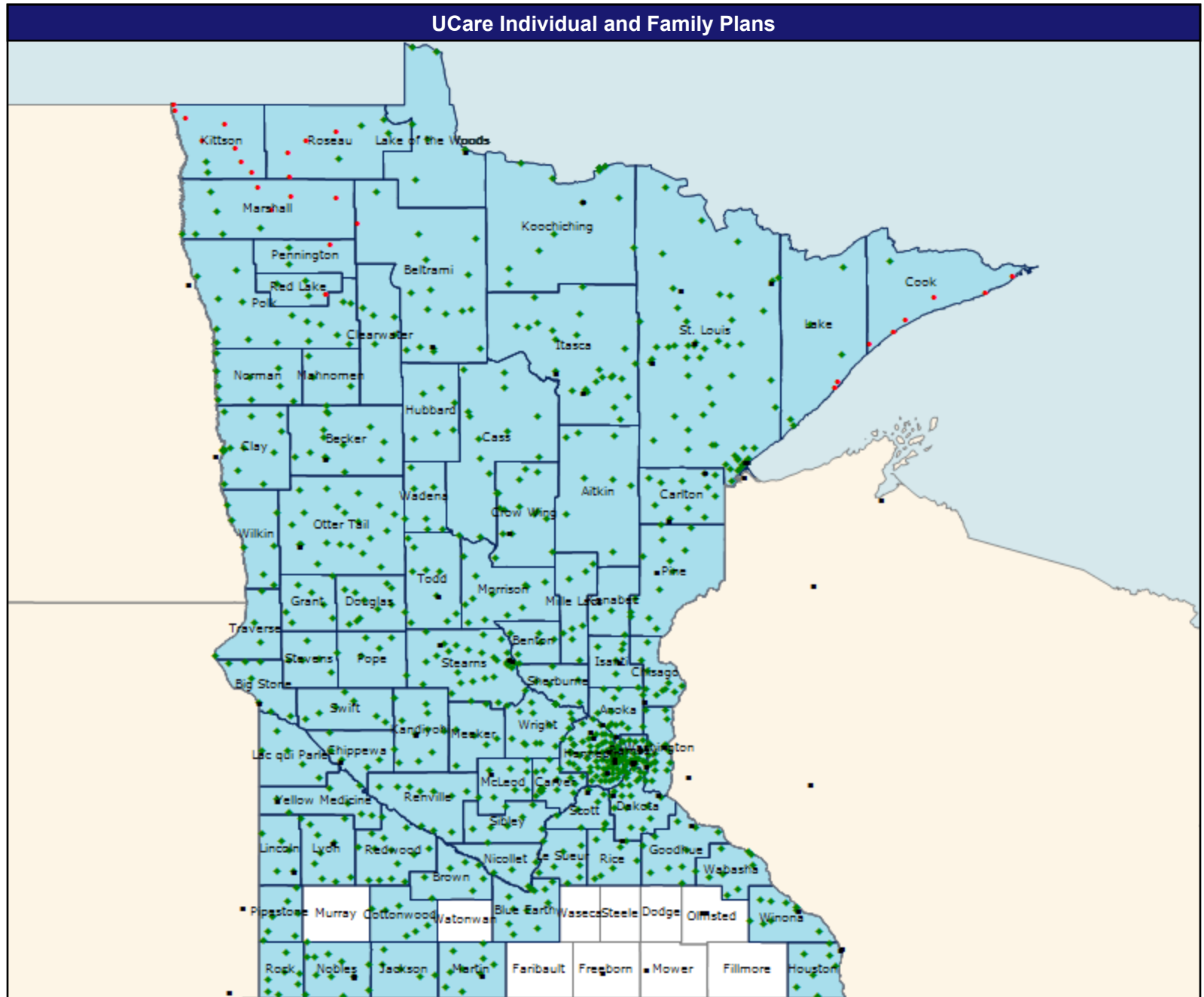
The Access Standard is defined as (Census) employees accessing:

1 (Outpatient Infusion/Chemotherapy) provider in 60 miles and 60 minutes

Service Areas

■ IFP

61.64 miles



Access Detail By County - Outpatient Infusion/Chemotherapy

July 10, 2024

Access Analysis
 Access Analysis
 Employee / Provider Groups
 Census
 Outpatient Infusion/Chemotherapy

All Eligibles											
State Name	County	County SSA	Employee #	Provider		With Access		Without Access		Average Distance	Average Time
				Group	Standard	#	%	#	%	1	1
Minnesota	Aitkin	24000	8	Outpatient Infu...	1 in 60 miles and...	8	100.0	0	0.0	28.4	30.9
	Anoka	24010	13	Outpatient Infu...	1 in 60 miles and...	13	100.0	0	0.0	7.5	9.7
	Becker	24020	14	Outpatient Infu...	1 in 60 miles and...	14	100.0	0	0.0	15.4	16.9
	Beltrami	24030	17	Outpatient Infu...	1 in 60 miles and...	16	94.1	1	5.9	26.8	29.2
	Benton	24040	5	Outpatient Infu...	1 in 60 miles and...	5	100.0	0	0.0	16.0	19.2
	Big Stone	24050	7	Outpatient Infu...	1 in 60 miles and...	7	100.0	0	0.0	15.1	16.5
	Blue Earth	24060	12	Outpatient Infu...	1 in 60 miles and...	12	100.0	0	0.0	42.0	46.3
	Brown	24070	7	Outpatient Infu...	1 in 60 miles and...	7	100.0	0	0.0	43.5	47.5
	Carlton	24080	11	Outpatient Infu...	1 in 60 miles and...	11	100.0	0	0.0	11.3	12.3
	Carver	24090	34	Outpatient Infu...	1 in 60 miles and...	34	100.0	0	0.0	9.6	10.6
	Cass	24100	12	Outpatient Infu...	1 in 60 miles and...	12	100.0	0	0.0	31.5	34.3
	Chippewa	24110	5	Outpatient Infu...	1 in 60 miles and...	5	100.0	0	0.0	11.3	12.2
	Chisago	24120	11	Outpatient Infu...	1 in 60 miles and...	11	100.0	0	0.0	12.6	13.7
	Clay	24130	14	Outpatient Infu...	1 in 60 miles and...	14	100.0	0	0.0	17.1	22.4
	Clearwater	24140	5	Outpatient Infu...	1 in 60 miles and...	5	100.0	0	0.0	28.3	30.9
	Cook	24150	7	Outpatient Infu...	1 in 60 miles and...	1	14.3	6	85.7	70.0	76.3
	Cottonwood	24160	6	Outpatient Infu...	1 in 60 miles and...	6	100.0	0	0.0	36.3	39.5
	Crow Wing	24170	15	Outpatient Infu...	1 in 60 miles and...	15	100.0	0	0.0	18.0	19.6
	Dakota	24180	20	Outpatient Infu...	1 in 60 miles and...	20	100.0	0	0.0	7.3	9.1
	Douglas	24200	11	Outpatient Infu...	1 in 60 miles and...	11	100.0	0	0.0	30.9	33.7
	Goodhue	24240	10	Outpatient Infu...	1 in 60 miles and...	10	100.0	0	0.0	15.5	16.8
	Grant	24250	7	Outpatient Infu...	1 in 60 miles and...	7	100.0	0	0.0	28.5	31.1
	Hennepin	24260	106	Outpatient Infu...	1 in 60 miles and...	106	100.0	0	0.0	6.0	8.2
	Houston	24270	7	Outpatient Infu...	1 in 60 miles and...	7	100.0	0	0.0	17.7	19.2
	Hubbard	24280	6	Outpatient Infu...	1 in 60 miles and...	6	100.0	0	0.0	31.7	34.5
	Isanti	24290	5	Outpatient Infu...	1 in 60 miles and...	5	100.0	0	0.0	7.7	8.3
	Itasca	24300	25	Outpatient Infu...	1 in 60 miles and...	25	100.0	0	0.0	17.7	19.2
	Jackson	24310	5	Outpatient Infu...	1 in 60 miles and...	5	100.0	0	0.0	18.9	20.6
	Kanabec	24320	3	Outpatient Infu...	1 in 60 miles and...	3	100.0	0	0.0	20.8	22.6
	Kandiyohi	24330	11	Outpatient Infu...	1 in 60 miles and...	11	100.0	0	0.0	13.2	14.4
	Kittson	24340	10	Outpatient Infu...	1 in 60 miles and...	2	20.0	8	80.0	65.0	71.6
	Koochiching	24350	12	Outpatient Infu...	1 in 60 miles and...	12	100.0	0	0.0	26.5	28.9
	Lac qui Parle	24360	5	Outpatient Infu...	1 in 60 miles and...	5	100.0	0	0.0	19.5	21.2
	Lake	24370	7	Outpatient Infu...	1 in 60 miles and...	5	71.4	2	28.6	42.5	48.3
	Lake of the Woods	24380	6	Outpatient Infu...	1 in 60 miles and...	6	100.0	0	0.0	29.9	32.6
	Le Sueur	24390	8	Outpatient Infu...	1 in 60 miles and...	8	100.0	0	0.0	32.0	34.8
	Lincoln	24400	5	Outpatient Infu...	1 in 60 miles and...	5	100.0	0	0.0	11.2	12.2
	Lyon	24410	10	Outpatient Infu...	1 in 60 miles and...	10	100.0	0	0.0	13.3	14.5
	Mahnomen	24430	3	Outpatient Infu...	1 in 60 miles and...	3	100.0	0	0.0	39.3	42.9
	Marshall	24440	10	Outpatient Infu...	1 in 60 miles and...	6	60.0	4	40.0	44.4	48.4

Access Detail By County - Outpatient Infusion/Chemotherapy

July 10, 2024

Access Analysis
 Access Analysis
 Employee / Provider Groups
 Census
 Outpatient Infusion/Chemotherapy

All Eligibles											
State Name	County	County SSA	Employee #	Provider		With Access		Without Access		Average Distance	Average Time
				Group	Standard	#	%	#	%	1	1
Minnesota	Martin	24450	9	Outpatient Infu...	1 in 60 miles and...	9	100.0	0	0.0	11.9	12.9
	McLeod	24420	8	Outpatient Infu...	1 in 60 miles and...	8	100.0	0	0.0	13.2	14.3
	Meeker	24460	7	Outpatient Infu...	1 in 60 miles and...	7	100.0	0	0.0	20.9	23.4
	Mille Lacs	24470	8	Outpatient Infu...	1 in 60 miles and...	8	100.0	0	0.0	29.0	32.3
	Morrison	24480	13	Outpatient Infu...	1 in 60 miles and...	13	100.0	0	0.0	23.0	25.7
	Nicollet	24510	5	Outpatient Infu...	1 in 60 miles and...	5	100.0	0	0.0	41.0	44.7
	Nobles	24520	12	Outpatient Infu...	1 in 60 miles and...	12	100.0	0	0.0	15.7	17.0
	Norman	24530	9	Outpatient Infu...	1 in 60 miles and...	9	100.0	0	0.0	36.7	45.3
	Otter Tail	24550	20	Outpatient Infu...	1 in 60 miles and...	20	100.0	0	0.0	22.7	24.8
	Pennington	24560	3	Outpatient Infu...	1 in 60 miles and...	2	66.7	1	33.3	52.1	56.8
	Pine	24570	13	Outpatient Infu...	1 in 60 miles and...	13	100.0	0	0.0	15.3	16.7
	Pipestone	24580	8	Outpatient Infu...	1 in 60 miles and...	8	100.0	0	0.0	17.9	19.5
	Polk	24590	16	Outpatient Infu...	1 in 60 miles and...	16	100.0	0	0.0	37.8	41.2
	Pope	24600	5	Outpatient Infu...	1 in 60 miles and...	5	100.0	0	0.0	32.8	35.8
	Ramsey	24610	36	Outpatient Infu...	1 in 60 miles and...	36	100.0	0	0.0	2.7	4.4
	Red Lake	24620	4	Outpatient Infu...	1 in 60 miles and...	3	75.0	1	25.0	48.4	52.7
	Redwood	24630	14	Outpatient Infu...	1 in 60 miles and...	14	100.0	0	0.0	29.9	32.5
	Renville	24640	10	Outpatient Infu...	1 in 60 miles and...	10	100.0	0	0.0	29.4	32.1
	Rice	24650	8	Outpatient Infu...	1 in 60 miles and...	8	100.0	0	0.0	14.0	15.2
	Rock	24660	7	Outpatient Infu...	1 in 60 miles and...	7	100.0	0	0.0	17.5	19.0
	Roseau	24670	8	Outpatient Infu...	1 in 60 miles and...	4	50.0	4	50.0	55.1	60.1
	Scott	24690	8	Outpatient Infu...	1 in 60 miles and...	8	100.0	0	0.0	10.8	12.0
	Sherburne	24700	7	Outpatient Infu...	1 in 60 miles and...	7	100.0	0	0.0	19.0	22.4
	Sibley	24710	7	Outpatient Infu...	1 in 60 miles and...	7	100.0	0	0.0	24.6	27.1
	St. Louis	24680	55	Outpatient Infu...	1 in 60 miles and...	55	100.0	0	0.0	13.6	15.3
	Stearns	24720	34	Outpatient Infu...	1 in 60 miles and...	34	100.0	0	0.0	10.1	11.5
	Stevens	24740	5	Outpatient Infu...	1 in 60 miles and...	5	100.0	0	0.0	36.6	39.9
	Swift	24750	7	Outpatient Infu...	1 in 60 miles and...	7	100.0	0	0.0	24.8	27.0
	Todd	24760	9	Outpatient Infu...	1 in 60 miles and...	9	100.0	0	0.0	17.2	18.7
	Traverse	24770	4	Outpatient Infu...	1 in 60 miles and...	4	100.0	0	0.0	32.1	35.0
	Wabasha	24780	9	Outpatient Infu...	1 in 60 miles and...	9	100.0	0	0.0	24.3	26.5
	Wadena	24790	7	Outpatient Infu...	1 in 60 miles and...	7	100.0	0	0.0	36.8	40.1
	Washington	24810	21	Outpatient Infu...	1 in 60 miles and...	21	100.0	0	0.0	5.9	7.1
	Wilkin	24830	7	Outpatient Infu...	1 in 60 miles and...	7	100.0	0	0.0	23.5	27.4
	Winona	24840	10	Outpatient Infu...	1 in 60 miles and...	10	100.0	0	0.0	12.2	13.3
	Wright	24850	31	Outpatient Infu...	1 in 60 miles and...	31	100.0	0	0.0	23.1	27.3
	Yellow Medicine	24860	7	Outpatient Infu...	1 in 60 miles and...	7	100.0	0	0.0	16.3	17.7
Grand Totals			946	Outpatient Infu...	1 in 60 miles and...	919	97.1	27	2.9	19.4	21.7

Pediatric Specialty

July 10, 2024

Pediatric Specialty

4,499 providers at 325 locations

■ All providers

Access Analysis

Employee Group

Census

Provider Group

Pediatric Specialty

946 employee locations

◆ With access (903)

● Without access (43)

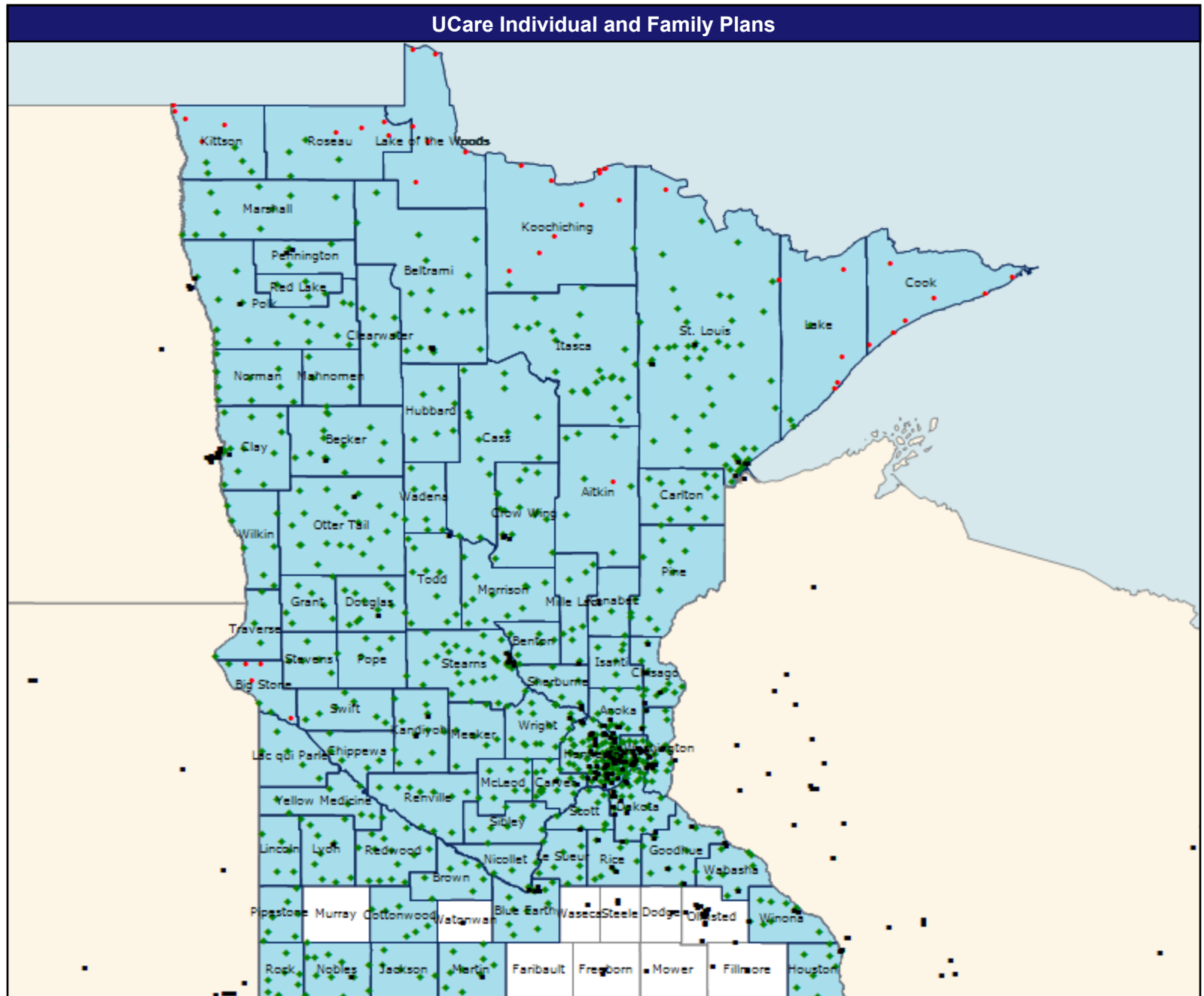
The Access Standard is defined as (Census) employees accessing:

1 (Pediatric Specialty) provider in 60 miles and 60 minutes

Service Areas

■ IFP

61.64 miles



Access Detail By County - Pediatric Specialty

July 10, 2024

Access Analysis
 Access Analysis
 Employee / Provider Groups
 Census
 Pediatric Specialty

All Eligibles											
State Name	County	County SSA	Employee #	Provider		With Access		Without Access		Average Distance	Average Time
				Group	Standard	#	%	#	%	1	1
Minnesota	Aitkin	24000	8	Pediatric Speci...	1 in 60 miles and...	7	87.5	1	12.5	46.6	51.7
	Anoka	24010	13	Pediatric Speci...	1 in 60 miles and...	13	100.0	0	0.0	5.6	6.5
	Becker	24020	14	Pediatric Speci...	1 in 60 miles and...	14	100.0	0	0.0	15.7	17.2
	Beltrami	24030	17	Pediatric Speci...	1 in 60 miles and...	17	100.0	0	0.0	26.3	28.6
	Benton	24040	5	Pediatric Speci...	1 in 60 miles and...	5	100.0	0	0.0	13.9	15.1
	Big Stone	24050	7	Pediatric Speci...	1 in 60 miles and...	3	42.9	4	57.1	56.0	61.0
	Blue Earth	24060	12	Pediatric Speci...	1 in 60 miles and...	12	100.0	0	0.0	10.3	11.3
	Brown	24070	7	Pediatric Speci...	1 in 60 miles and...	7	100.0	0	0.0	24.4	26.5
	Carlton	24080	11	Pediatric Speci...	1 in 60 miles and...	11	100.0	0	0.0	26.6	31.2
	Carver	24090	34	Pediatric Speci...	1 in 60 miles and...	34	100.0	0	0.0	9.1	9.9
	Cass	24100	12	Pediatric Speci...	1 in 60 miles and...	12	100.0	0	0.0	36.5	39.7
	Chippewa	24110	5	Pediatric Speci...	1 in 60 miles and...	5	100.0	0	0.0	34.3	37.4
	Chisago	24120	11	Pediatric Speci...	1 in 60 miles and...	11	100.0	0	0.0	4.4	4.8
	Clay	24130	14	Pediatric Speci...	1 in 60 miles and...	14	100.0	0	0.0	13.5	15.0
	Clearwater	24140	5	Pediatric Speci...	1 in 60 miles and...	5	100.0	0	0.0	28.2	30.7
	Cook	24150	7	Pediatric Speci...	1 in 60 miles and...	0	0.0	7	100.0	100.8	109.9
	Cottonwood	24160	6	Pediatric Speci...	1 in 60 miles and...	6	100.0	0	0.0	28.1	30.6
	Crow Wing	24170	15	Pediatric Speci...	1 in 60 miles and...	15	100.0	0	0.0	18.1	19.7
	Dakota	24180	20	Pediatric Speci...	1 in 60 miles and...	20	100.0	0	0.0	4.8	5.7
	Douglas	24200	11	Pediatric Speci...	1 in 60 miles and...	11	100.0	0	0.0	13.0	14.2
	Goodhue	24240	10	Pediatric Speci...	1 in 60 miles and...	10	100.0	0	0.0	5.7	6.2
	Grant	24250	7	Pediatric Speci...	1 in 60 miles and...	7	100.0	0	0.0	32.7	35.6
	Hennepin	24260	106	Pediatric Speci...	1 in 60 miles and...	106	100.0	0	0.0	3.4	4.6
	Houston	24270	7	Pediatric Speci...	1 in 60 miles and...	7	100.0	0	0.0	16.2	17.6
	Hubbard	24280	6	Pediatric Speci...	1 in 60 miles and...	6	100.0	0	0.0	31.5	34.3
	Isanti	24290	5	Pediatric Speci...	1 in 60 miles and...	5	100.0	0	0.0	13.8	15.0
	Itasca	24300	25	Pediatric Speci...	1 in 60 miles and...	25	100.0	0	0.0	33.9	36.9
	Jackson	24310	5	Pediatric Speci...	1 in 60 miles and...	5	100.0	0	0.0	23.0	25.0
	Kanabec	24320	3	Pediatric Speci...	1 in 60 miles and...	3	100.0	0	0.0	21.2	23.1
	Kandiyohi	24330	11	Pediatric Speci...	1 in 60 miles and...	11	100.0	0	0.0	10.7	11.6
	Kittson	24340	10	Pediatric Speci...	1 in 60 miles and...	5	50.0	5	50.0	58.4	64.4
	Koochiching	24350	12	Pediatric Speci...	1 in 60 miles and...	2	16.7	10	83.3	74.9	81.7
	Lac qui Parle	24360	5	Pediatric Speci...	1 in 60 miles and...	5	100.0	0	0.0	40.7	44.4
	Lake	24370	7	Pediatric Speci...	1 in 60 miles and...	3	42.9	4	57.1	53.3	59.4
	Lake of the Woods	24380	6	Pediatric Speci...	1 in 60 miles and...	0	0.0	6	100.0	87.5	95.4
	Le Sueur	24390	8	Pediatric Speci...	1 in 60 miles and...	8	100.0	0	0.0	13.3	14.4
	Lincoln	24400	5	Pediatric Speci...	1 in 60 miles and...	5	100.0	0	0.0	25.3	27.5
	Lyon	24410	10	Pediatric Speci...	1 in 60 miles and...	10	100.0	0	0.0	14.8	16.1
	Mahnomen	24430	3	Pediatric Speci...	1 in 60 miles and...	3	100.0	0	0.0	39.7	43.3
	Marshall	24440	10	Pediatric Speci...	1 in 60 miles and...	10	100.0	0	0.0	27.4	29.8

Access Detail By County - Pediatric Specialty

July 10, 2024

Access Analysis
 Access Analysis
 Employee / Provider Groups
 Census
 Pediatric Specialty

All Eligibles											
State Name	County	County SSA	Employee #	Provider		With Access		Without Access		Average Distance	Average Time
				Group	Standard	#	%	#	%	1	1
Minnesota	Martin	24450	9	Pediatric Speci...	1 in 60 miles and...	9	100.0	0	0.0	12.1	13.1
	McLeod	24420	8	Pediatric Speci...	1 in 60 miles and...	8	100.0	0	0.0	24.1	26.2
	Meeker	24460	7	Pediatric Speci...	1 in 60 miles and...	7	100.0	0	0.0	27.1	29.7
	Mille Lacs	24470	8	Pediatric Speci...	1 in 60 miles and...	8	100.0	0	0.0	22.7	24.9
	Morrison	24480	13	Pediatric Speci...	1 in 60 miles and...	13	100.0	0	0.0	23.9	26.3
	Nicollet	24510	5	Pediatric Speci...	1 in 60 miles and...	5	100.0	0	0.0	15.8	17.2
	Nobles	24520	12	Pediatric Speci...	1 in 60 miles and...	12	100.0	0	0.0	16.5	18.0
	Norman	24530	9	Pediatric Speci...	1 in 60 miles and...	9	100.0	0	0.0	31.2	34.0
	Otter Tail	24550	20	Pediatric Speci...	1 in 60 miles and...	20	100.0	0	0.0	23.3	25.4
	Pennington	24560	3	Pediatric Speci...	1 in 60 miles and...	3	100.0	0	0.0	8.6	9.3
	Pine	24570	13	Pediatric Speci...	1 in 60 miles and...	13	100.0	0	0.0	30.0	33.0
	Pipestone	24580	8	Pediatric Speci...	1 in 60 miles and...	8	100.0	0	0.0	34.0	37.1
	Polk	24590	16	Pediatric Speci...	1 in 60 miles and...	16	100.0	0	0.0	25.9	28.2
	Pope	24600	5	Pediatric Speci...	1 in 60 miles and...	5	100.0	0	0.0	20.2	22.0
	Ramsey	24610	36	Pediatric Speci...	1 in 60 miles and...	36	100.0	0	0.0	1.4	2.2
	Red Lake	24620	4	Pediatric Speci...	1 in 60 miles and...	4	100.0	0	0.0	22.6	24.6
	Redwood	24630	14	Pediatric Speci...	1 in 60 miles and...	14	100.0	0	0.0	29.3	31.9
	Renville	24640	10	Pediatric Speci...	1 in 60 miles and...	10	100.0	0	0.0	34.2	37.3
	Rice	24650	8	Pediatric Speci...	1 in 60 miles and...	8	100.0	0	0.0	6.1	6.6
	Rock	24660	7	Pediatric Speci...	1 in 60 miles and...	7	100.0	0	0.0	20.5	22.3
	Roseau	24670	8	Pediatric Speci...	1 in 60 miles and...	4	50.0	4	50.0	54.8	59.8
	Scott	24690	8	Pediatric Speci...	1 in 60 miles and...	8	100.0	0	0.0	7.4	8.3
	Sherburne	24700	7	Pediatric Speci...	1 in 60 miles and...	7	100.0	0	0.0	10.5	11.4
	Sibley	24710	7	Pediatric Speci...	1 in 60 miles and...	7	100.0	0	0.0	29.1	32.1
	St. Louis	24680	55	Pediatric Speci...	1 in 60 miles and...	53	96.4	2	3.6	18.6	20.6
	Stearns	24720	34	Pediatric Speci...	1 in 60 miles and...	34	100.0	0	0.0	12.2	13.6
	Stevens	24740	5	Pediatric Speci...	1 in 60 miles and...	5	100.0	0	0.0	42.3	46.1
	Swift	24750	7	Pediatric Speci...	1 in 60 miles and...	7	100.0	0	0.0	35.3	38.5
	Todd	24760	9	Pediatric Speci...	1 in 60 miles and...	9	100.0	0	0.0	24.5	26.7
	Traverse	24770	4	Pediatric Speci...	1 in 60 miles and...	4	100.0	0	0.0	53.5	58.3
	Wabasha	24780	9	Pediatric Speci...	1 in 60 miles and...	9	100.0	0	0.0	10.1	10.9
	Wadena	24790	7	Pediatric Speci...	1 in 60 miles and...	7	100.0	0	0.0	19.2	21.0
	Washington	24810	21	Pediatric Speci...	1 in 60 miles and...	21	100.0	0	0.0	3.7	4.4
	Wilkin	24830	7	Pediatric Speci...	1 in 60 miles and...	7	100.0	0	0.0	40.3	43.9
	Winona	24840	10	Pediatric Speci...	1 in 60 miles and...	10	100.0	0	0.0	6.9	7.5
	Wright	24850	31	Pediatric Speci...	1 in 60 miles and...	31	100.0	0	0.0	14.1	16.0
	Yellow Medicine	24860	7	Pediatric Speci...	1 in 60 miles and...	7	100.0	0	0.0	27.9	30.3
Grand Totals			946	Pediatric Speci...	1 in 60 miles and...	903	95.5	43	4.5	20.1	22.2

Access Detail By County - Physical Therapy, Occupational Therapy and Speech Therapy Services

July 10, 2024

Access Analysis
 Access Analysis
 Employee / Provider Groups
 Census
 Physical Therapy, Occupational
 Therapy and Speech Therapy

All Eligibles											
State Name	County	County SSA	Employee #	Provider		With Access		Without Access		Average Distance	Average Time
				Group	Standard	#	%	#	%	1	1
Minnesota	Aitkin	24000	8	Physical Thera...	1 in 60 miles and...	8	100.0	0	0.0	17.4	19.0
	Anoka	24010	13	Physical Thera...	1 in 60 miles and...	13	100.0	0	0.0	2.4	2.9
	Becker	24020	14	Physical Thera...	1 in 60 miles and...	14	100.0	0	0.0	12.1	13.3
	Beltrami	24030	17	Physical Thera...	1 in 60 miles and...	17	100.0	0	0.0	19.0	20.6
	Benton	24040	5	Physical Thera...	1 in 60 miles and...	5	100.0	0	0.0	5.6	6.0
	Big Stone	24050	7	Physical Thera...	1 in 60 miles and...	7	100.0	0	0.0	8.0	8.7
	Blue Earth	24060	12	Physical Thera...	1 in 60 miles and...	12	100.0	0	0.0	7.2	7.9
	Brown	24070	7	Physical Thera...	1 in 60 miles and...	7	100.0	0	0.0	12.6	13.7
	Carlton	24080	11	Physical Thera...	1 in 60 miles and...	11	100.0	0	0.0	6.8	7.3
	Carver	24090	34	Physical Thera...	1 in 60 miles and...	34	100.0	0	0.0	7.5	8.2
	Cass	24100	12	Physical Thera...	1 in 60 miles and...	12	100.0	0	0.0	14.1	15.3
	Chippewa	24110	5	Physical Thera...	1 in 60 miles and...	5	100.0	0	0.0	11.2	12.2
	Chisago	24120	11	Physical Thera...	1 in 60 miles and...	11	100.0	0	0.0	6.3	6.8
	Clay	24130	14	Physical Thera...	1 in 60 miles and...	14	100.0	0	0.0	7.2	8.3
	Clearwater	24140	5	Physical Thera...	1 in 60 miles and...	5	100.0	0	0.0	12.1	13.1
	Cook	24150	7	Physical Thera...	1 in 60 miles and...	7	100.0	0	0.0	27.2	29.6
	Cottonwood	24160	6	Physical Thera...	1 in 60 miles and...	6	100.0	0	0.0	6.4	6.9
	Crow Wing	24170	15	Physical Thera...	1 in 60 miles and...	15	100.0	0	0.0	8.8	9.6
	Dakota	24180	20	Physical Thera...	1 in 60 miles and...	20	100.0	0	0.0	2.7	3.0
	Douglas	24200	11	Physical Thera...	1 in 60 miles and...	11	100.0	0	0.0	11.4	12.4
	Goodhue	24240	10	Physical Thera...	1 in 60 miles and...	10	100.0	0	0.0	6.1	6.6
	Grant	24250	7	Physical Thera...	1 in 60 miles and...	7	100.0	0	0.0	12.6	13.7
	Hennepin	24260	106	Physical Thera...	1 in 60 miles and...	106	100.0	0	0.0	2.1	2.7
	Houston	24270	7	Physical Thera...	1 in 60 miles and...	7	100.0	0	0.0	4.2	4.5
	Hubbard	24280	6	Physical Thera...	1 in 60 miles and...	6	100.0	0	0.0	12.6	13.7
	Isanti	24290	5	Physical Thera...	1 in 60 miles and...	5	100.0	0	0.0	6.1	6.6
	Itasca	24300	25	Physical Thera...	1 in 60 miles and...	25	100.0	0	0.0	11.5	12.5
	Jackson	24310	5	Physical Thera...	1 in 60 miles and...	5	100.0	0	0.0	14.4	15.6
	Kanabec	24320	3	Physical Thera...	1 in 60 miles and...	3	100.0	0	0.0	7.9	8.6
	Kandiyohi	24330	11	Physical Thera...	1 in 60 miles and...	11	100.0	0	0.0	12.5	13.5
	Kittson	24340	10	Physical Thera...	1 in 60 miles and...	10	100.0	0	0.0	17.4	19.1
	Koochiching	24350	12	Physical Thera...	1 in 60 miles and...	12	100.0	0	0.0	18.3	19.9
	Lac qui Parle	24360	5	Physical Thera...	1 in 60 miles and...	5	100.0	0	0.0	10.5	11.4
	Lake	24370	7	Physical Thera...	1 in 60 miles and...	7	100.0	0	0.0	25.1	27.4
	Lake of the Woods	24380	6	Physical Thera...	1 in 60 miles and...	6	100.0	0	0.0	23.5	25.6
	Le Sueur	24390	8	Physical Thera...	1 in 60 miles and...	8	100.0	0	0.0	8.1	8.7
	Lincoln	24400	5	Physical Thera...	1 in 60 miles and...	5	100.0	0	0.0	6.0	6.6
	Lyon	24410	10	Physical Thera...	1 in 60 miles and...	10	100.0	0	0.0	7.3	7.9
	Mahnomen	24430	3	Physical Thera...	1 in 60 miles and...	3	100.0	0	0.0	9.6	10.4
	Marshall	24440	10	Physical Thera...	1 in 60 miles and...	10	100.0	0	0.0	18.1	19.7

Access Detail By County - Physical Therapy, Occupational Therapy and Speech Therapy Services

July 10, 2024

Access Analysis
 Access Analysis
 Employee / Provider Groups
 Census
 Physical Therapy, Occupational
 Therapy and Speech Therapy

All Eligibles											
State Name	County	County SSA	Employee #	Provider		With Access		Without Access		Average Distance	Average Time
				Group	Standard	#	%	#	%	1	1
Minnesota	Martin	24450	9	Physical Thera...	1 in 60 miles and...	9	100.0	0	0.0	7.7	8.4
	McLeod	24420	8	Physical Thera...	1 in 60 miles and...	8	100.0	0	0.0	7.7	8.4
	Meeker	24460	7	Physical Thera...	1 in 60 miles and...	7	100.0	0	0.0	7.8	8.5
	Mille Lacs	24470	8	Physical Thera...	1 in 60 miles and...	8	100.0	0	0.0	11.3	12.4
	Morrison	24480	13	Physical Thera...	1 in 60 miles and...	13	100.0	0	0.0	9.8	10.8
	Nicollet	24510	5	Physical Thera...	1 in 60 miles and...	5	100.0	0	0.0	6.1	6.7
	Nobles	24520	12	Physical Thera...	1 in 60 miles and...	12	100.0	0	0.0	12.5	13.6
	Norman	24530	9	Physical Thera...	1 in 60 miles and...	9	100.0	0	0.0	12.9	14.0
	Otter Tail	24550	20	Physical Thera...	1 in 60 miles and...	20	100.0	0	0.0	12.5	13.6
	Pennington	24560	3	Physical Thera...	1 in 60 miles and...	3	100.0	0	0.0	8.4	9.2
	Pine	24570	13	Physical Thera...	1 in 60 miles and...	13	100.0	0	0.0	15.0	16.3
	Pipestone	24580	8	Physical Thera...	1 in 60 miles and...	8	100.0	0	0.0	15.7	17.1
	Polk	24590	16	Physical Thera...	1 in 60 miles and...	16	100.0	0	0.0	11.3	12.3
	Pope	24600	5	Physical Thera...	1 in 60 miles and...	5	100.0	0	0.0	13.6	14.8
	Ramsey	24610	36	Physical Thera...	1 in 60 miles and...	36	100.0	0	0.0	0.8	1.3
	Red Lake	24620	4	Physical Thera...	1 in 60 miles and...	4	100.0	0	0.0	20.8	22.7
	Redwood	24630	14	Physical Thera...	1 in 60 miles and...	14	100.0	0	0.0	14.5	15.7
	Renville	24640	10	Physical Thera...	1 in 60 miles and...	10	100.0	0	0.0	11.2	12.2
	Rice	24650	8	Physical Thera...	1 in 60 miles and...	8	100.0	0	0.0	7.5	8.1
	Rock	24660	7	Physical Thera...	1 in 60 miles and...	7	100.0	0	0.0	8.8	9.5
	Roseau	24670	8	Physical Thera...	1 in 60 miles and...	8	100.0	0	0.0	13.3	14.4
	Scott	24690	8	Physical Thera...	1 in 60 miles and...	8	100.0	0	0.0	4.4	5.0
	Sherburne	24700	7	Physical Thera...	1 in 60 miles and...	7	100.0	0	0.0	2.9	3.1
	Sibley	24710	7	Physical Thera...	1 in 60 miles and...	7	100.0	0	0.0	6.2	6.9
	St. Louis	24680	55	Physical Thera...	1 in 60 miles and...	55	100.0	0	0.0	9.3	10.1
	Stearns	24720	34	Physical Thera...	1 in 60 miles and...	34	100.0	0	0.0	5.1	5.6
	Stevens	24740	5	Physical Thera...	1 in 60 miles and...	5	100.0	0	0.0	8.6	9.4
	Swift	24750	7	Physical Thera...	1 in 60 miles and...	7	100.0	0	0.0	12.6	13.7
	Todd	24760	9	Physical Thera...	1 in 60 miles and...	9	100.0	0	0.0	8.8	9.5
	Traverse	24770	4	Physical Thera...	1 in 60 miles and...	4	100.0	0	0.0	10.0	10.8
	Wabasha	24780	9	Physical Thera...	1 in 60 miles and...	9	100.0	0	0.0	5.9	6.4
	Wadena	24790	7	Physical Thera...	1 in 60 miles and...	7	100.0	0	0.0	10.2	11.1
	Washington	24810	21	Physical Thera...	1 in 60 miles and...	21	100.0	0	0.0	2.4	2.8
	Wilkin	24830	7	Physical Thera...	1 in 60 miles and...	7	100.0	0	0.0	14.6	16.0
	Winona	24840	10	Physical Thera...	1 in 60 miles and...	10	100.0	0	0.0	6.4	6.9
	Wright	24850	31	Physical Thera...	1 in 60 miles and...	31	100.0	0	0.0	2.3	2.4
	Yellow Medicine	24860	7	Physical Thera...	1 in 60 miles and...	7	100.0	0	0.0	15.1	16.5
	Grand Totals		946	Physical Thera...	1 in 60 miles and...	946	100.0	0	0.0	8.6	9.5

Physical Medicine and Rehabilitation and Occupational Medicine

July 10, 2024

Physical Medicine and Rehabilitation and Occupational Medicine

2,392 providers at 492 locations

■ All providers

Access Analysis

Employee Group

Census

Provider Group

Physical Medicine and Rehabilitation and Occupational Medicine

946 employee locations

◆ With access (935)

● Without access (11)

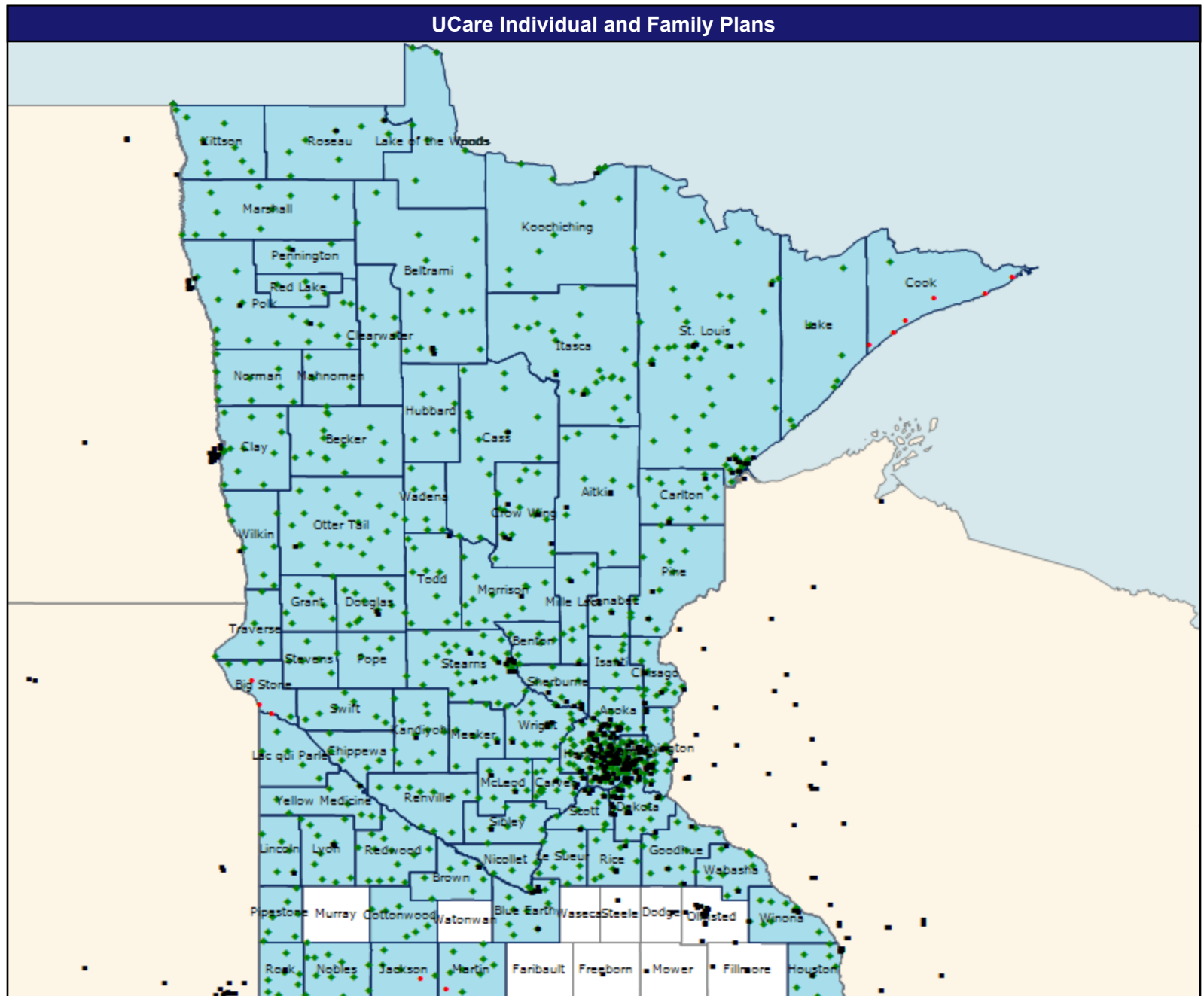
The Access Standard is defined as (Census) employees accessing:

1 (Physical Medicine and Rehabilitation and Occupational Medicine) provider in 60 miles and 60 minutes

Service Areas

■ IFP

61.64 miles



Access Detail By County - Physical Medicine and Rehabilitation and Occupational Medicine

July 10, 2024

Access Analysis
 Access Analysis
 Employee / Provider Groups
 Census
 Physical Medicine and
 Rehabilitation and Occupational
 Medicine

All Eligibles											
State Name	County	County SSA	Employee #	Provider		With Access		Without Access		Average Distance	Average Time
				Group	Standard	#	%	#	%	1	1
Minnesota	Aitkin	24000	8	Physical Medici...	1 in 60 miles and...	8	100.0	0	0.0	16.3	17.7
	Anoka	24010	13	Physical Medici...	1 in 60 miles and...	13	100.0	0	0.0	4.7	5.4
	Becker	24020	14	Physical Medici...	1 in 60 miles and...	14	100.0	0	0.0	44.3	48.6
	Beltrami	24030	17	Physical Medici...	1 in 60 miles and...	17	100.0	0	0.0	25.1	27.3
	Benton	24040	5	Physical Medici...	1 in 60 miles and...	5	100.0	0	0.0	14.5	15.7
	Big Stone	24050	7	Physical Medici...	1 in 60 miles and...	4	57.1	3	42.9	55.0	59.9
	Blue Earth	24060	12	Physical Medici...	1 in 60 miles and...	12	100.0	0	0.0	7.4	8.1
	Brown	24070	7	Physical Medici...	1 in 60 miles and...	7	100.0	0	0.0	14.4	15.7
	Carlton	24080	11	Physical Medici...	1 in 60 miles and...	11	100.0	0	0.0	10.5	11.4
	Carver	24090	34	Physical Medici...	1 in 60 miles and...	34	100.0	0	0.0	8.9	9.6
	Cass	24100	12	Physical Medici...	1 in 60 miles and...	12	100.0	0	0.0	17.7	19.3
	Chippewa	24110	5	Physical Medici...	1 in 60 miles and...	5	100.0	0	0.0	20.7	22.5
	Chisago	24120	11	Physical Medici...	1 in 60 miles and...	11	100.0	0	0.0	4.2	4.5
	Clay	24130	14	Physical Medici...	1 in 60 miles and...	14	100.0	0	0.0	14.7	16.6
	Clearwater	24140	5	Physical Medici...	1 in 60 miles and...	5	100.0	0	0.0	24.1	26.3
	Cook	24150	7	Physical Medici...	1 in 60 miles and...	1	14.3	6	85.7	70.0	76.3
	Cottonwood	24160	6	Physical Medici...	1 in 60 miles and...	6	100.0	0	0.0	46.2	50.4
	Crow Wing	24170	15	Physical Medici...	1 in 60 miles and...	15	100.0	0	0.0	7.7	8.4
	Dakota	24180	20	Physical Medici...	1 in 60 miles and...	20	100.0	0	0.0	2.9	3.3
	Douglas	24200	11	Physical Medici...	1 in 60 miles and...	11	100.0	0	0.0	12.2	13.3
	Goodhue	24240	10	Physical Medici...	1 in 60 miles and...	10	100.0	0	0.0	6.1	6.6
	Grant	24250	7	Physical Medici...	1 in 60 miles and...	7	100.0	0	0.0	25.7	28.0
	Hennepin	24260	106	Physical Medici...	1 in 60 miles and...	106	100.0	0	0.0	2.2	2.9
	Houston	24270	7	Physical Medici...	1 in 60 miles and...	7	100.0	0	0.0	8.4	9.1
	Hubbard	24280	6	Physical Medici...	1 in 60 miles and...	6	100.0	0	0.0	26.8	29.2
	Isanti	24290	5	Physical Medici...	1 in 60 miles and...	5	100.0	0	0.0	7.7	8.3
	Itasca	24300	25	Physical Medici...	1 in 60 miles and...	25	100.0	0	0.0	17.7	19.3
	Jackson	24310	5	Physical Medici...	1 in 60 miles and...	4	80.0	1	20.0	52.1	56.8
	Kanabec	24320	3	Physical Medici...	1 in 60 miles and...	3	100.0	0	0.0	8.1	8.7
	Kandiyohi	24330	11	Physical Medici...	1 in 60 miles and...	11	100.0	0	0.0	13.4	14.5
	Kittson	24340	10	Physical Medici...	1 in 60 miles and...	10	100.0	0	0.0	17.3	19.0
	Koochiching	24350	12	Physical Medici...	1 in 60 miles and...	12	100.0	0	0.0	27.6	30.0
	Lac qui Parle	24360	5	Physical Medici...	1 in 60 miles and...	5	100.0	0	0.0	37.5	40.9
	Lake	24370	7	Physical Medici...	1 in 60 miles and...	7	100.0	0	0.0	39.0	42.6
	Lake of the Woods	24380	6	Physical Medici...	1 in 60 miles and...	6	100.0	0	0.0	31.9	34.7
	Le Sueur	24390	8	Physical Medici...	1 in 60 miles and...	8	100.0	0	0.0	14.1	15.4
	Lincoln	24400	5	Physical Medici...	1 in 60 miles and...	5	100.0	0	0.0	12.9	14.1
	Lyon	24410	10	Physical Medici...	1 in 60 miles and...	10	100.0	0	0.0	13.7	14.9
	Mahnomen	24430	3	Physical Medici...	1 in 60 miles and...	3	100.0	0	0.0	26.4	28.7
	Marshall	24440	10	Physical Medici...	1 in 60 miles and...	10	100.0	0	0.0	25.0	27.2

Access Detail By County - Physical Medicine and Rehabilitation and Occupational Medicine

July 10, 2024

Access Analysis
 Access Analysis
 Employee / Provider Groups
 Census
 Physical Medicine and
 Rehabilitation and Occupational
 Medicine

All Eligibles											
State Name	County	County SSA	Employee #	Provider		With Access		Without Access		Average Distance	Average Time
				Group	Standard	#	%	#	%	1	1
Minnesota	Martin	24450	9	Physical Medici...	1 in 60 miles and...	8	88.9	1	11.1	41.9	45.7
	McLeod	24420	8	Physical Medici...	1 in 60 miles and...	8	100.0	0	0.0	8.8	9.6
	Meeker	24460	7	Physical Medici...	1 in 60 miles and...	7	100.0	0	0.0	11.3	12.2
	Mille Lacs	24470	8	Physical Medici...	1 in 60 miles and...	8	100.0	0	0.0	11.1	12.2
	Morrison	24480	13	Physical Medici...	1 in 60 miles and...	13	100.0	0	0.0	13.5	14.9
	Nicollet	24510	5	Physical Medici...	1 in 60 miles and...	5	100.0	0	0.0	9.3	10.1
	Nobles	24520	12	Physical Medici...	1 in 60 miles and...	12	100.0	0	0.0	25.2	27.4
	Norman	24530	9	Physical Medici...	1 in 60 miles and...	9	100.0	0	0.0	30.1	32.8
	Otter Tail	24550	20	Physical Medici...	1 in 60 miles and...	20	100.0	0	0.0	23.3	25.3
	Pennington	24560	3	Physical Medici...	1 in 60 miles and...	3	100.0	0	0.0	8.8	9.6
	Pine	24570	13	Physical Medici...	1 in 60 miles and...	13	100.0	0	0.0	10.6	11.6
	Pipestone	24580	8	Physical Medici...	1 in 60 miles and...	8	100.0	0	0.0	19.0	20.7
	Polk	24590	16	Physical Medici...	1 in 60 miles and...	16	100.0	0	0.0	13.8	15.1
	Pope	24600	5	Physical Medici...	1 in 60 miles and...	5	100.0	0	0.0	20.9	22.8
	Ramsey	24610	36	Physical Medici...	1 in 60 miles and...	36	100.0	0	0.0	1.2	1.8
	Red Lake	24620	4	Physical Medici...	1 in 60 miles and...	4	100.0	0	0.0	16.5	18.0
	Redwood	24630	14	Physical Medici...	1 in 60 miles and...	14	100.0	0	0.0	26.7	29.1
	Renville	24640	10	Physical Medici...	1 in 60 miles and...	10	100.0	0	0.0	22.0	23.9
	Rice	24650	8	Physical Medici...	1 in 60 miles and...	8	100.0	0	0.0	8.0	8.7
	Rock	24660	7	Physical Medici...	1 in 60 miles and...	7	100.0	0	0.0	9.7	10.5
	Roseau	24670	8	Physical Medici...	1 in 60 miles and...	8	100.0	0	0.0	13.4	14.6
	Scott	24690	8	Physical Medici...	1 in 60 miles and...	8	100.0	0	0.0	5.8	6.4
	Sherburne	24700	7	Physical Medici...	1 in 60 miles and...	7	100.0	0	0.0	5.7	6.2
	Sibley	24710	7	Physical Medici...	1 in 60 miles and...	7	100.0	0	0.0	10.4	11.5
	St. Louis	24680	55	Physical Medici...	1 in 60 miles and...	55	100.0	0	0.0	12.7	13.9
	Stearns	24720	34	Physical Medici...	1 in 60 miles and...	34	100.0	0	0.0	7.6	8.3
	Stevens	24740	5	Physical Medici...	1 in 60 miles and...	5	100.0	0	0.0	43.1	47.0
	Swift	24750	7	Physical Medici...	1 in 60 miles and...	7	100.0	0	0.0	34.7	37.8
	Todd	24760	9	Physical Medici...	1 in 60 miles and...	9	100.0	0	0.0	21.8	23.8
	Traverse	24770	4	Physical Medici...	1 in 60 miles and...	4	100.0	0	0.0	38.1	41.5
Wabasha	24780	9	Physical Medici...	1 in 60 miles and...	9	100.0	0	0.0	10.1	10.9	
Wadena	24790	7	Physical Medici...	1 in 60 miles and...	7	100.0	0	0.0	20.9	22.8	
Washington	24810	21	Physical Medici...	1 in 60 miles and...	21	100.0	0	0.0	2.9	3.5	
Wilkin	24830	7	Physical Medici...	1 in 60 miles and...	7	100.0	0	0.0	16.1	17.5	
Winona	24840	10	Physical Medici...	1 in 60 miles and...	10	100.0	0	0.0	6.5	7.1	
Wright	24850	31	Physical Medici...	1 in 60 miles and...	31	100.0	0	0.0	4.9	5.3	
Yellow Medicine	24860	7	Physical Medici...	1 in 60 miles and...	7	100.0	0	0.0	16.8	18.3	
Grand Totals			946	Physical Medici...	1 in 60 miles and...	935	98.8	11	1.2	14.4	15.8

Podiatry

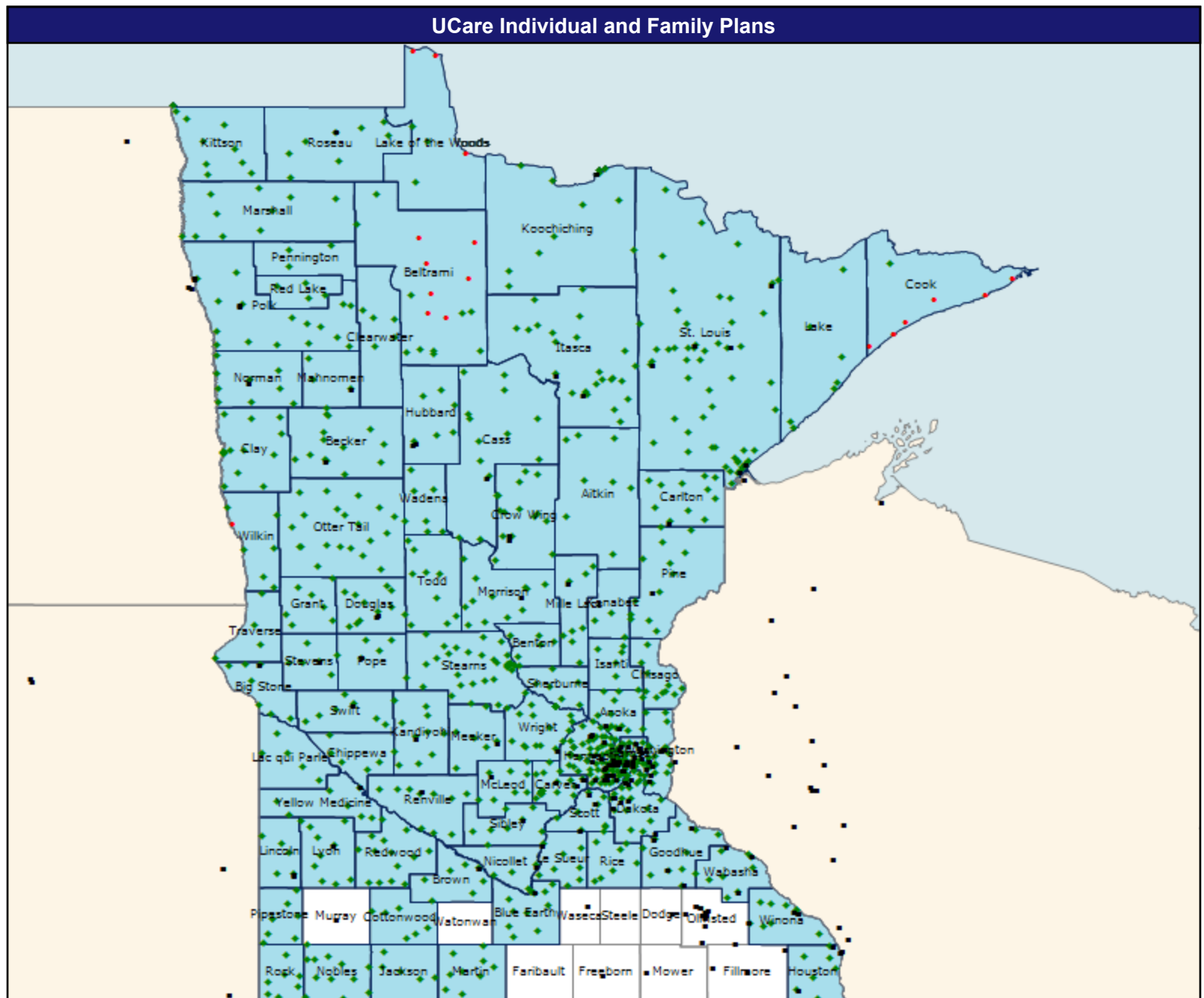
July 10, 2024

- Podiatry
- 411 providers at 205 locations
 - All providers
- Access Analysis
- Employee Group
 - Census
 - Provider Group
 - Podiatry
- 946 employee locations
 - ◆ With access (929)
 - Without access (17)
- The Access Standard is defined as
(Census) employees accessing:
 - 1 (Podiatry) provider in 60 miles and 60 minutes

Service Areas

- IFP

61.64 miles



Access Detail By County - Podiatry

July 10, 2024

Access Analysis
 Access Analysis
 Employee / Provider Groups
 Census
 Podiatry

All Eligibles											
State Name	County	County SSA	Employee	Provider		With Access		Without Access		Average Distance	Average Time
			#	Group	Standard	#	%	#	%	1	1
Minnesota	Aitkin	24000	8	Podiatry	1 in 60 miles and...	8	100.0	0	0.0	28.9	31.5
	Anoka	24010	13	Podiatry	1 in 60 miles and...	13	100.0	0	0.0	7.7	9.7
	Becker	24020	14	Podiatry	1 in 60 miles and...	14	100.0	0	0.0	13.2	14.5
	Beltrami	24030	17	Podiatry	1 in 60 miles and...	10	58.8	7	41.2	51.6	56.3
	Benton	24040	5	Podiatry	1 in 60 miles and...	5	100.0	0	0.0	24.5	26.7
	Big Stone	24050	7	Podiatry	1 in 60 miles and...	7	100.0	0	0.0	14.5	15.8
	Blue Earth	24060	12	Podiatry	1 in 60 miles and...	12	100.0	0	0.0	11.8	13.0
	Brown	24070	7	Podiatry	1 in 60 miles and...	7	100.0	0	0.0	14.4	15.7
	Carlton	24080	11	Podiatry	1 in 60 miles and...	11	100.0	0	0.0	15.3	16.9
	Carver	24090	34	Podiatry	1 in 60 miles and...	34	100.0	0	0.0	9.0	9.8
	Cass	24100	12	Podiatry	1 in 60 miles and...	12	100.0	0	0.0	21.8	23.8
	Chippewa	24110	5	Podiatry	1 in 60 miles and...	5	100.0	0	0.0	18.7	20.4
	Chisago	24120	11	Podiatry	1 in 60 miles and...	11	100.0	0	0.0	26.1	29.2
	Clay	24130	14	Podiatry	1 in 60 miles and...	14	100.0	0	0.0	31.4	36.2
	Clearwater	24140	5	Podiatry	1 in 60 miles and...	5	100.0	0	0.0	34.6	37.7
	Cook	24150	7	Podiatry	1 in 60 miles and...	1	14.3	6	85.7	70.0	76.3
	Cottonwood	24160	6	Podiatry	1 in 60 miles and...	6	100.0	0	0.0	29.8	32.5
	Crow Wing	24170	15	Podiatry	1 in 60 miles and...	15	100.0	0	0.0	14.2	15.5
	Dakota	24180	20	Podiatry	1 in 60 miles and...	20	100.0	0	0.0	4.6	5.5
	Douglas	24200	11	Podiatry	1 in 60 miles and...	11	100.0	0	0.0	12.5	13.6
	Goodhue	24240	10	Podiatry	1 in 60 miles and...	10	100.0	0	0.0	5.9	6.3
	Grant	24250	7	Podiatry	1 in 60 miles and...	7	100.0	0	0.0	27.8	30.3
	Hennepin	24260	106	Podiatry	1 in 60 miles and...	106	100.0	0	0.0	3.4	4.5
	Houston	24270	7	Podiatry	1 in 60 miles and...	7	100.0	0	0.0	7.7	8.4
	Hubbard	24280	6	Podiatry	1 in 60 miles and...	6	100.0	0	0.0	18.9	20.6
	Isanti	24290	5	Podiatry	1 in 60 miles and...	5	100.0	0	0.0	29.8	34.4
	Itasca	24300	25	Podiatry	1 in 60 miles and...	25	100.0	0	0.0	17.7	19.3
	Jackson	24310	5	Podiatry	1 in 60 miles and...	5	100.0	0	0.0	24.7	26.9
	Kanabec	24320	3	Podiatry	1 in 60 miles and...	3	100.0	0	0.0	26.3	28.7
	Kandiyohi	24330	11	Podiatry	1 in 60 miles and...	11	100.0	0	0.0	13.0	14.2
	Kittson	24340	10	Podiatry	1 in 60 miles and...	10	100.0	0	0.0	37.3	41.0
	Koochiching	24350	12	Podiatry	1 in 60 miles and...	12	100.0	0	0.0	27.6	30.0
	Lac qui Parle	24360	5	Podiatry	1 in 60 miles and...	5	100.0	0	0.0	32.0	34.9
	Lake	24370	7	Podiatry	1 in 60 miles and...	7	100.0	0	0.0	40.4	45.8
	Lake of the Woods	24380	6	Podiatry	1 in 60 miles and...	3	50.0	3	50.0	48.8	53.2
	Le Sueur	24390	8	Podiatry	1 in 60 miles and...	8	100.0	0	0.0	10.2	11.1
	Lincoln	24400	5	Podiatry	1 in 60 miles and...	5	100.0	0	0.0	12.9	14.1
	Lyon	24410	10	Podiatry	1 in 60 miles and...	10	100.0	0	0.0	13.8	15.0
	Mahnomen	24430	3	Podiatry	1 in 60 miles and...	3	100.0	0	0.0	15.3	16.6
	Marshall	24440	10	Podiatry	1 in 60 miles and...	10	100.0	0	0.0	33.6	36.7

Access Detail By County - Podiatry

July 10, 2024

Access Analysis
 Access Analysis
 Employee / Provider Groups
 Census
 Podiatry

All Eligibles											
State Name	County	County SSA	Employee	Provider		With Access		Without Access		Average Distance	Average Time
			#	Group	Standard	#	%	#	%	1	1
Minnesota	Martin	24450	9	Podiatry	1 in 60 miles and...	9	100.0	0	0.0	36.3	39.6
	McLeod	24420	8	Podiatry	1 in 60 miles and...	8	100.0	0	0.0	12.2	13.2
	Meeker	24460	7	Podiatry	1 in 60 miles and...	7	100.0	0	0.0	14.2	15.4
	Mille Lacs	24470	8	Podiatry	1 in 60 miles and...	8	100.0	0	0.0	19.5	22.0
	Morrison	24480	13	Podiatry	1 in 60 miles and...	13	100.0	0	0.0	17.7	19.4
	Nicollet	24510	5	Podiatry	1 in 60 miles and...	5	100.0	0	0.0	8.0	8.7
	Nobles	24520	12	Podiatry	1 in 60 miles and...	12	100.0	0	0.0	26.8	29.5
	Norman	24530	9	Podiatry	1 in 60 miles and...	9	100.0	0	0.0	15.7	17.1
	Otter Tail	24550	20	Podiatry	1 in 60 miles and...	20	100.0	0	0.0	31.8	34.7
	Pennington	24560	3	Podiatry	1 in 60 miles and...	3	100.0	0	0.0	40.9	44.6
	Pine	24570	13	Podiatry	1 in 60 miles and...	13	100.0	0	0.0	14.0	15.2
	Pipestone	24580	8	Podiatry	1 in 60 miles and...	8	100.0	0	0.0	22.5	24.8
	Polk	24590	16	Podiatry	1 in 60 miles and...	16	100.0	0	0.0	22.1	24.1
	Pope	24600	5	Podiatry	1 in 60 miles and...	5	100.0	0	0.0	9.0	9.8
	Ramsey	24610	36	Podiatry	1 in 60 miles and...	36	100.0	0	0.0	1.5	2.6
	Red Lake	24620	4	Podiatry	1 in 60 miles and...	4	100.0	0	0.0	30.4	33.1
	Redwood	24630	14	Podiatry	1 in 60 miles and...	14	100.0	0	0.0	26.1	28.4
	Renville	24640	10	Podiatry	1 in 60 miles and...	10	100.0	0	0.0	12.9	14.1
	Rice	24650	8	Podiatry	1 in 60 miles and...	8	100.0	0	0.0	15.3	16.7
	Rock	24660	7	Podiatry	1 in 60 miles and...	7	100.0	0	0.0	27.5	32.1
	Roseau	24670	8	Podiatry	1 in 60 miles and...	8	100.0	0	0.0	18.4	20.0
	Scott	24690	8	Podiatry	1 in 60 miles and...	8	100.0	0	0.0	6.3	7.1
	Sherburne	24700	7	Podiatry	1 in 60 miles and...	7	100.0	0	0.0	27.2	30.2
	Sibley	24710	7	Podiatry	1 in 60 miles and...	7	100.0	0	0.0	10.0	11.0
	St. Louis	24680	55	Podiatry	1 in 60 miles and...	55	100.0	0	0.0	14.3	16.2
	Stearns	24720	34	Podiatry	1 in 60 miles and...	34	100.0	0	0.0	31.4	34.8
	Stevens	24740	5	Podiatry	1 in 60 miles and...	5	100.0	0	0.0	8.8	9.6
	Swift	24750	7	Podiatry	1 in 60 miles and...	7	100.0	0	0.0	13.4	14.6
	Todd	24760	9	Podiatry	1 in 60 miles and...	9	100.0	0	0.0	31.9	34.8
	Traverse	24770	4	Podiatry	1 in 60 miles and...	4	100.0	0	0.0	19.4	21.2
	Wabasha	24780	9	Podiatry	1 in 60 miles and...	9	100.0	0	0.0	6.2	6.7
	Wadena	24790	7	Podiatry	1 in 60 miles and...	7	100.0	0	0.0	27.1	29.5
	Washington	24810	21	Podiatry	1 in 60 miles and...	21	100.0	0	0.0	4.9	5.8
	Wilkin	24830	7	Podiatry	1 in 60 miles and...	6	85.7	1	14.3	46.0	50.1
	Winona	24840	10	Podiatry	1 in 60 miles and...	10	100.0	0	0.0	6.7	7.3
	Wright	24850	31	Podiatry	1 in 60 miles and...	31	100.0	0	0.0	17.2	18.9
	Yellow Medicine	24860	7	Podiatry	1 in 60 miles and...	7	100.0	0	0.0	16.8	18.3
Grand Totals			946	Podiatry	1 in 60 miles and...	929	98.2	17	1.8	17.6	19.5

Pulmonary Disease

July 10, 2024

Pulmonary Disease

1,166 providers at 227 locations

■ All providers

Access Analysis

Employee Group

Census

Provider Group

Pulmonary Disease

946 employee locations

◆ With access (913)

● Without access (33)

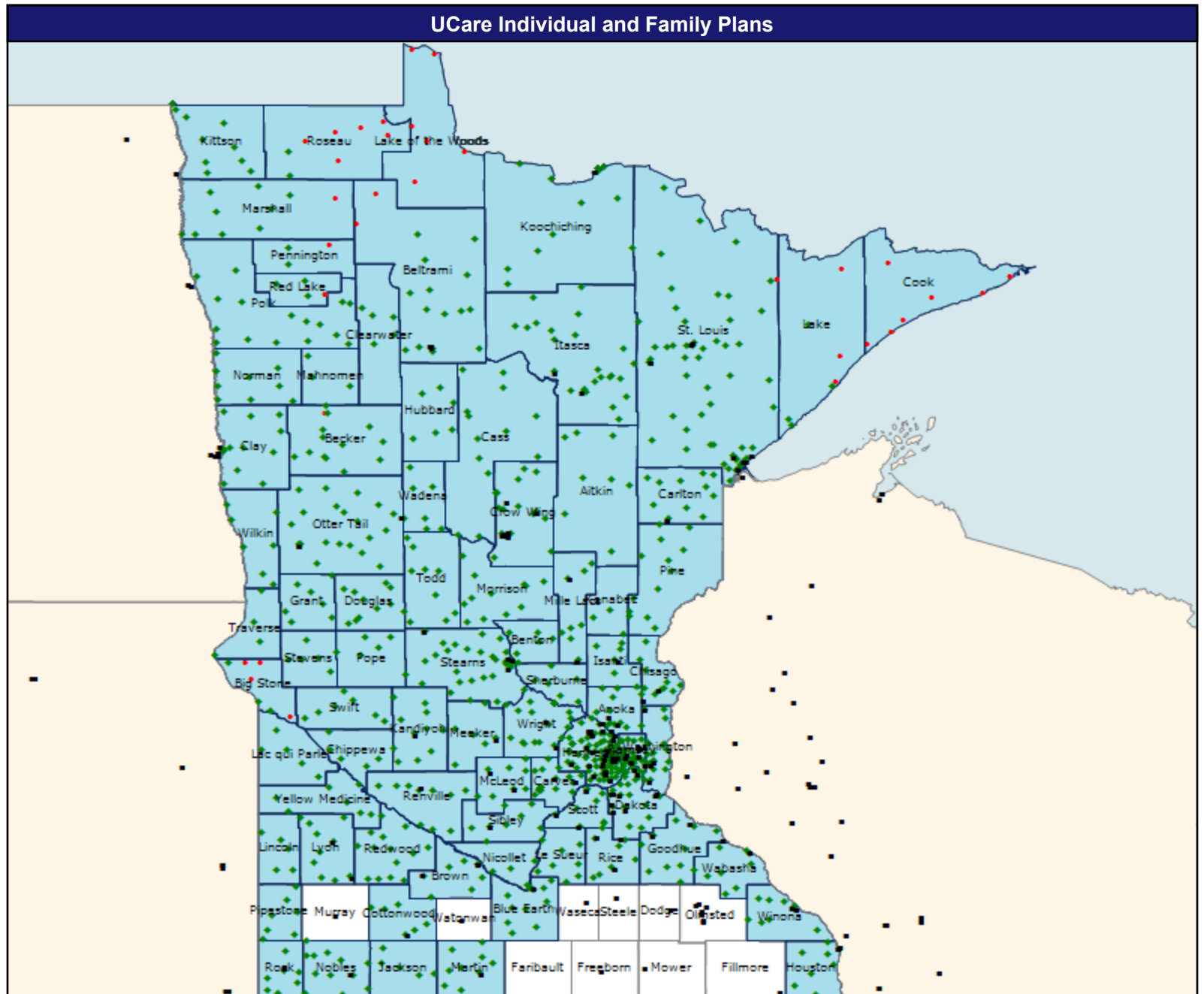
The Access Standard is defined as
(Census) employees accessing:

1 (Pulmonary Disease) provider in 60
miles and 60 minutes

Service Areas

■ IFP

61.64 miles



Access Detail By County - Pulmonary Disease

July 10, 2024

Access Analysis
 Access Analysis
 Employee / Provider Groups
 Census
 Pulmonary Disease

All Eligibles											
State Name	County	County SSA	Employee #	Provider		With Access		Without Access		Average Distance	Average Time
				Group	Standard	#	%	#	%	1	1
Minnesota	Aitkin	24000	8	Pulmonary Dis...	1 in 60 miles and...	8	100.0	0	0.0	25.9	28.2
	Anoka	24010	13	Pulmonary Dis...	1 in 60 miles and...	13	100.0	0	0.0	5.5	6.5
	Becker	24020	14	Pulmonary Dis...	1 in 60 miles and...	13	92.9	1	7.1	42.8	47.1
	Beltrami	24030	17	Pulmonary Dis...	1 in 60 miles and...	15	88.2	2	11.8	29.6	32.2
	Benton	24040	5	Pulmonary Dis...	1 in 60 miles and...	5	100.0	0	0.0	14.9	17.4
	Big Stone	24050	7	Pulmonary Dis...	1 in 60 miles and...	3	42.9	4	57.1	55.6	60.6
	Blue Earth	24060	12	Pulmonary Dis...	1 in 60 miles and...	12	100.0	0	0.0	11.5	12.6
	Brown	24070	7	Pulmonary Dis...	1 in 60 miles and...	7	100.0	0	0.0	7.8	8.5
	Carlton	24080	11	Pulmonary Dis...	1 in 60 miles and...	11	100.0	0	0.0	15.3	16.9
	Carver	24090	34	Pulmonary Dis...	1 in 60 miles and...	34	100.0	0	0.0	9.0	9.8
	Cass	24100	12	Pulmonary Dis...	1 in 60 miles and...	12	100.0	0	0.0	26.5	28.9
	Chippewa	24110	5	Pulmonary Dis...	1 in 60 miles and...	5	100.0	0	0.0	33.6	36.6
	Chisago	24120	11	Pulmonary Dis...	1 in 60 miles and...	11	100.0	0	0.0	7.8	8.5
	Clay	24130	14	Pulmonary Dis...	1 in 60 miles and...	14	100.0	0	0.0	14.9	17.1
	Clearwater	24140	5	Pulmonary Dis...	1 in 60 miles and...	5	100.0	0	0.0	28.3	30.8
	Cook	24150	7	Pulmonary Dis...	1 in 60 miles and...	0	0.0	7	100.0	85.8	93.5
	Cottonwood	24160	6	Pulmonary Dis...	1 in 60 miles and...	6	100.0	0	0.0	12.2	13.2
	Crow Wing	24170	15	Pulmonary Dis...	1 in 60 miles and...	15	100.0	0	0.0	8.6	9.3
	Dakota	24180	20	Pulmonary Dis...	1 in 60 miles and...	20	100.0	0	0.0	4.3	5.3
	Douglas	24200	11	Pulmonary Dis...	1 in 60 miles and...	11	100.0	0	0.0	30.6	33.3
	Goodhue	24240	10	Pulmonary Dis...	1 in 60 miles and...	10	100.0	0	0.0	10.9	11.8
	Grant	24250	7	Pulmonary Dis...	1 in 60 miles and...	7	100.0	0	0.0	28.4	31.0
	Hennepin	24260	106	Pulmonary Dis...	1 in 60 miles and...	106	100.0	0	0.0	3.0	4.3
	Houston	24270	7	Pulmonary Dis...	1 in 60 miles and...	7	100.0	0	0.0	12.3	13.4
	Hubbard	24280	6	Pulmonary Dis...	1 in 60 miles and...	6	100.0	0	0.0	30.6	33.4
	Isanti	24290	5	Pulmonary Dis...	1 in 60 miles and...	5	100.0	0	0.0	7.7	8.3
	Itasca	24300	25	Pulmonary Dis...	1 in 60 miles and...	25	100.0	0	0.0	17.7	19.3
	Jackson	24310	5	Pulmonary Dis...	1 in 60 miles and...	5	100.0	0	0.0	18.3	19.9
	Kanabec	24320	3	Pulmonary Dis...	1 in 60 miles and...	3	100.0	0	0.0	20.0	21.7
	Kandiyohi	24330	11	Pulmonary Dis...	1 in 60 miles and...	11	100.0	0	0.0	13.4	14.5
	Kittson	24340	10	Pulmonary Dis...	1 in 60 miles and...	10	100.0	0	0.0	26.6	29.2
	Koochiching	24350	12	Pulmonary Dis...	1 in 60 miles and...	12	100.0	0	0.0	27.6	30.0
	Lac qui Parle	24360	5	Pulmonary Dis...	1 in 60 miles and...	5	100.0	0	0.0	40.7	44.4
	Lake	24370	7	Pulmonary Dis...	1 in 60 miles and...	4	57.1	3	42.9	51.0	55.7
	Lake of the Woods	24380	6	Pulmonary Dis...	1 in 60 miles and...	0	0.0	6	100.0	77.7	84.7
	Le Sueur	24390	8	Pulmonary Dis...	1 in 60 miles and...	8	100.0	0	0.0	14.2	15.4
	Lincoln	24400	5	Pulmonary Dis...	1 in 60 miles and...	5	100.0	0	0.0	25.0	27.2
	Lyon	24410	10	Pulmonary Dis...	1 in 60 miles and...	10	100.0	0	0.0	11.6	12.6
	Mahnomen	24430	3	Pulmonary Dis...	1 in 60 miles and...	3	100.0	0	0.0	50.1	54.6
	Marshall	24440	10	Pulmonary Dis...	1 in 60 miles and...	9	90.0	1	10.0	37.3	40.7

Access Detail By County - Pulmonary Disease

July 10, 2024

Access Analysis
 Access Analysis
 Employee / Provider Groups
 Census
 Pulmonary Disease

All Eligibles											
State Name	County	County SSA	Employee #	Provider		With Access		Without Access		Average Distance	Average Time
				Group	Standard	#	%	#	%	1	1
Minnesota	Martin	24450	9	Pulmonary Dis...	1 in 60 miles and...	9	100.0	0	0.0	12.1	13.1
	McLeod	24420	8	Pulmonary Dis...	1 in 60 miles and...	8	100.0	0	0.0	9.2	10.0
	Meeker	24460	7	Pulmonary Dis...	1 in 60 miles and...	7	100.0	0	0.0	14.2	15.4
	Mille Lacs	24470	8	Pulmonary Dis...	1 in 60 miles and...	8	100.0	0	0.0	11.1	12.2
	Morrison	24480	13	Pulmonary Dis...	1 in 60 miles and...	13	100.0	0	0.0	22.9	25.8
	Nicollet	24510	5	Pulmonary Dis...	1 in 60 miles and...	5	100.0	0	0.0	9.7	10.5
	Nobles	24520	12	Pulmonary Dis...	1 in 60 miles and...	12	100.0	0	0.0	13.4	14.6
	Norman	24530	9	Pulmonary Dis...	1 in 60 miles and...	9	100.0	0	0.0	35.8	39.0
	Otter Tail	24550	20	Pulmonary Dis...	1 in 60 miles and...	20	100.0	0	0.0	18.0	19.6
	Pennington	24560	3	Pulmonary Dis...	1 in 60 miles and...	2	66.7	1	33.3	51.7	56.3
	Pine	24570	13	Pulmonary Dis...	1 in 60 miles and...	13	100.0	0	0.0	21.3	23.2
	Pipestone	24580	8	Pulmonary Dis...	1 in 60 miles and...	8	100.0	0	0.0	22.5	24.5
	Polk	24590	16	Pulmonary Dis...	1 in 60 miles and...	16	100.0	0	0.0	37.0	40.3
	Pope	24600	5	Pulmonary Dis...	1 in 60 miles and...	5	100.0	0	0.0	28.5	31.0
	Ramsey	24610	36	Pulmonary Dis...	1 in 60 miles and...	36	100.0	0	0.0	2.1	3.6
	Red Lake	24620	4	Pulmonary Dis...	1 in 60 miles and...	3	75.0	1	25.0	47.6	51.9
	Redwood	24630	14	Pulmonary Dis...	1 in 60 miles and...	14	100.0	0	0.0	16.7	18.1
	Renville	24640	10	Pulmonary Dis...	1 in 60 miles and...	10	100.0	0	0.0	13.2	14.3
	Rice	24650	8	Pulmonary Dis...	1 in 60 miles and...	8	100.0	0	0.0	6.3	6.8
	Rock	24660	7	Pulmonary Dis...	1 in 60 miles and...	7	100.0	0	0.0	10.1	10.9
	Roseau	24670	8	Pulmonary Dis...	1 in 60 miles and...	2	25.0	6	75.0	68.6	74.8
	Scott	24690	8	Pulmonary Dis...	1 in 60 miles and...	8	100.0	0	0.0	4.9	5.6
	Sherburne	24700	7	Pulmonary Dis...	1 in 60 miles and...	7	100.0	0	0.0	12.6	13.9
	Sibley	24710	7	Pulmonary Dis...	1 in 60 miles and...	7	100.0	0	0.0	9.7	10.8
	St. Louis	24680	55	Pulmonary Dis...	1 in 60 miles and...	54	98.2	1	1.8	17.3	19.1
	Stearns	24720	34	Pulmonary Dis...	1 in 60 miles and...	34	100.0	0	0.0	10.6	11.9
	Stevens	24740	5	Pulmonary Dis...	1 in 60 miles and...	5	100.0	0	0.0	48.0	52.3
	Swift	24750	7	Pulmonary Dis...	1 in 60 miles and...	7	100.0	0	0.0	36.5	39.7
	Todd	24760	9	Pulmonary Dis...	1 in 60 miles and...	9	100.0	0	0.0	18.8	20.4
	Traverse	24770	4	Pulmonary Dis...	1 in 60 miles and...	4	100.0	0	0.0	44.9	48.9
	Wabasha	24780	9	Pulmonary Dis...	1 in 60 miles and...	9	100.0	0	0.0	9.9	10.8
	Wadena	24790	7	Pulmonary Dis...	1 in 60 miles and...	7	100.0	0	0.0	15.7	17.1
	Washington	24810	21	Pulmonary Dis...	1 in 60 miles and...	21	100.0	0	0.0	5.2	6.4
	Wilkin	24830	7	Pulmonary Dis...	1 in 60 miles and...	7	100.0	0	0.0	23.3	26.3
	Winona	24840	10	Pulmonary Dis...	1 in 60 miles and...	10	100.0	0	0.0	10.9	11.8
	Wright	24850	31	Pulmonary Dis...	1 in 60 miles and...	31	100.0	0	0.0	10.8	11.9
	Yellow Medicine	24860	7	Pulmonary Dis...	1 in 60 miles and...	7	100.0	0	0.0	27.3	29.8
Grand Totals			946	Pulmonary Dis...	1 in 60 miles and...	913	96.5	33	3.5	17.5	19.3

Radiology and Nuclear Medicine

July 10, 2024

Radiology and Nuclear Medicine

3,873 providers at 429 locations

■ All providers

Access Analysis

Employee Group

Census

Provider Group

Radiology and Nuclear Medicine

946 employee locations

◆ With access (946)

● Without access (0)

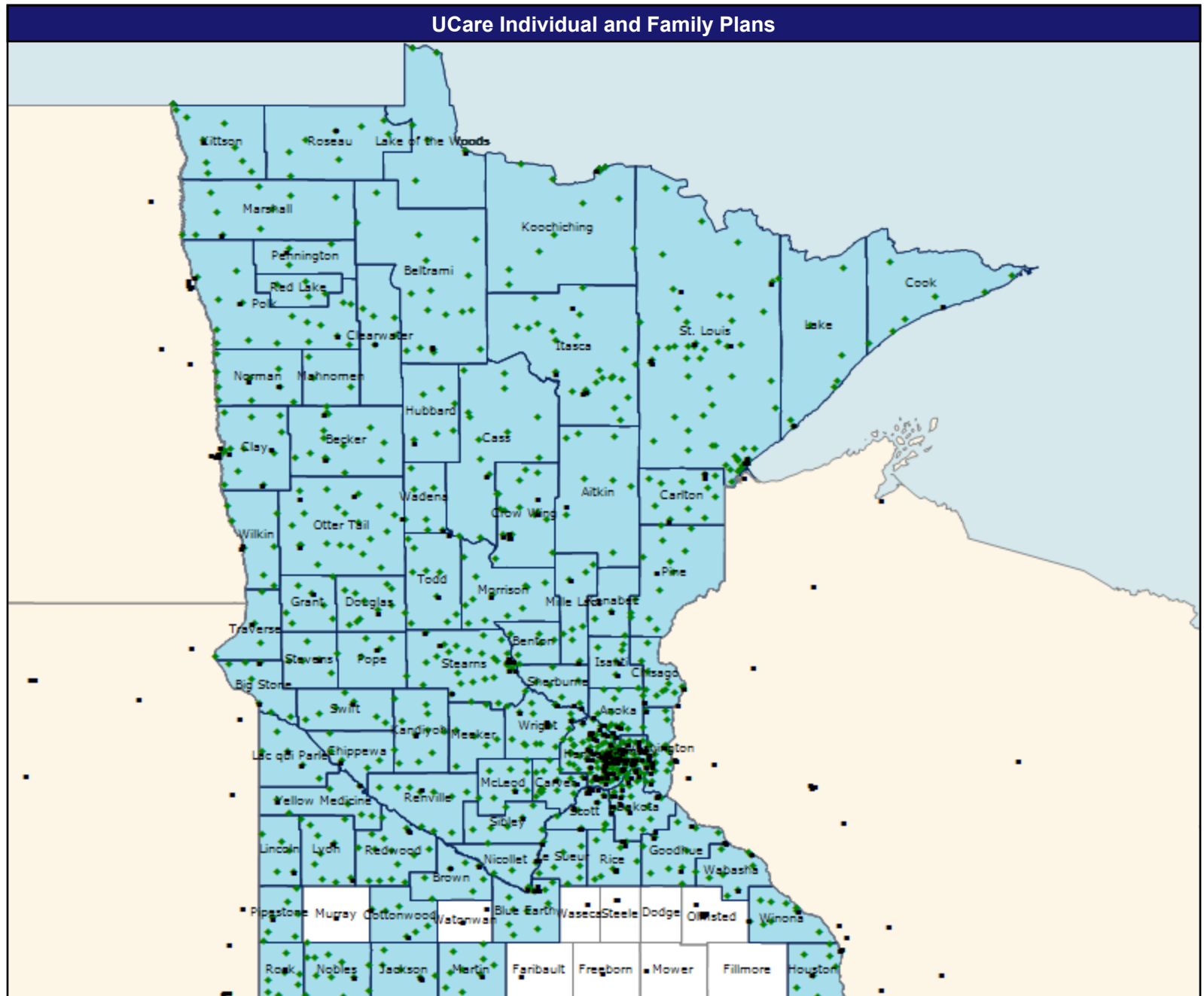
The Access Standard is defined as (Census) employees accessing:

1 (Radiology and Nuclear Medicine) provider in 60 miles and 60 minutes

Service Areas

■ IFP

61.64 miles



Access Detail By County - Radiology and Nuclear Medicine

July 10, 2024

Access Analysis
 Access Analysis
 Employee / Provider Groups
 Census
 Radiology and Nuclear Medicine

All Eligibles											
State Name	County	County SSA	Employee #	Provider		With Access		Without Access		Average Distance	Average Time
				Group	Standard	#	%	#	%	1	1
Minnesota	Aitkin	24000	8	Radiology and...	1 in 60 miles and...	8	100.0	0	0.0	21.8	23.7
	Anoka	24010	13	Radiology and...	1 in 60 miles and...	13	100.0	0	0.0	5.0	6.0
	Becker	24020	14	Radiology and...	1 in 60 miles and...	14	100.0	0	0.0	9.1	9.9
	Beltrami	24030	17	Radiology and...	1 in 60 miles and...	17	100.0	0	0.0	24.8	27.0
	Benton	24040	5	Radiology and...	1 in 60 miles and...	5	100.0	0	0.0	14.6	15.9
	Big Stone	24050	7	Radiology and...	1 in 60 miles and...	7	100.0	0	0.0	8.0	8.7
	Blue Earth	24060	12	Radiology and...	1 in 60 miles and...	12	100.0	0	0.0	9.1	9.9
	Brown	24070	7	Radiology and...	1 in 60 miles and...	7	100.0	0	0.0	9.3	10.1
	Carlton	24080	11	Radiology and...	1 in 60 miles and...	11	100.0	0	0.0	10.7	11.6
	Carver	24090	34	Radiology and...	1 in 60 miles and...	34	100.0	0	0.0	8.9	9.7
	Cass	24100	12	Radiology and...	1 in 60 miles and...	12	100.0	0	0.0	19.4	21.1
	Chippewa	24110	5	Radiology and...	1 in 60 miles and...	5	100.0	0	0.0	10.5	11.4
	Chisago	24120	11	Radiology and...	1 in 60 miles and...	11	100.0	0	0.0	8.6	9.4
	Clay	24130	14	Radiology and...	1 in 60 miles and...	14	100.0	0	0.0	7.4	8.2
	Clearwater	24140	5	Radiology and...	1 in 60 miles and...	5	100.0	0	0.0	12.1	13.2
	Cook	24150	7	Radiology and...	1 in 60 miles and...	7	100.0	0	0.0	27.3	29.7
	Cottonwood	24160	6	Radiology and...	1 in 60 miles and...	6	100.0	0	0.0	6.4	6.9
	Crow Wing	24170	15	Radiology and...	1 in 60 miles and...	15	100.0	0	0.0	9.7	10.5
	Dakota	24180	20	Radiology and...	1 in 60 miles and...	20	100.0	0	0.0	3.1	3.6
	Douglas	24200	11	Radiology and...	1 in 60 miles and...	11	100.0	0	0.0	12.1	13.1
	Goodhue	24240	10	Radiology and...	1 in 60 miles and...	10	100.0	0	0.0	6.4	7.0
	Grant	24250	7	Radiology and...	1 in 60 miles and...	7	100.0	0	0.0	12.6	13.7
	Hennepin	24260	106	Radiology and...	1 in 60 miles and...	106	100.0	0	0.0	3.0	3.9
	Houston	24270	7	Radiology and...	1 in 60 miles and...	7	100.0	0	0.0	8.6	9.3
	Hubbard	24280	6	Radiology and...	1 in 60 miles and...	6	100.0	0	0.0	17.6	19.2
	Isanti	24290	5	Radiology and...	1 in 60 miles and...	5	100.0	0	0.0	6.6	7.1
	Itasca	24300	25	Radiology and...	1 in 60 miles and...	25	100.0	0	0.0	13.3	14.5
	Jackson	24310	5	Radiology and...	1 in 60 miles and...	5	100.0	0	0.0	10.3	11.2
	Kanabec	24320	3	Radiology and...	1 in 60 miles and...	3	100.0	0	0.0	8.1	8.7
	Kandiyohi	24330	11	Radiology and...	1 in 60 miles and...	11	100.0	0	0.0	12.8	13.9
	Kittson	24340	10	Radiology and...	1 in 60 miles and...	10	100.0	0	0.0	17.4	19.1
	Koochiching	24350	12	Radiology and...	1 in 60 miles and...	12	100.0	0	0.0	22.0	24.0
	Lac qui Parle	24360	5	Radiology and...	1 in 60 miles and...	5	100.0	0	0.0	7.7	8.3
	Lake	24370	7	Radiology and...	1 in 60 miles and...	7	100.0	0	0.0	25.2	27.5
	Lake of the Woods	24380	6	Radiology and...	1 in 60 miles and...	6	100.0	0	0.0	29.9	32.6
	Le Sueur	24390	8	Radiology and...	1 in 60 miles and...	8	100.0	0	0.0	10.1	11.0
	Lincoln	24400	5	Radiology and...	1 in 60 miles and...	5	100.0	0	0.0	11.2	12.2
	Lyon	24410	10	Radiology and...	1 in 60 miles and...	10	100.0	0	0.0	10.4	11.3
	Mahnomen	24430	3	Radiology and...	1 in 60 miles and...	3	100.0	0	0.0	19.3	21.0
	Marshall	24440	10	Radiology and...	1 in 60 miles and...	10	100.0	0	0.0	18.5	20.2

Access Detail By County - Radiology and Nuclear Medicine

July 10, 2024

Access Analysis
 Access Analysis
 Employee / Provider Groups
 Census
 Radiology and Nuclear Medicine

All Eligibles											
State Name	County	County SSA	Employee #	Provider		With Access		Without Access		Average Distance	Average Time
				Group	Standard	#	%	#	%	1	1
Minnesota	Martin	24450	9	Radiology and...	1 in 60 miles and...	9	100.0	0	0.0	11.2	12.2
	McLeod	24420	8	Radiology and...	1 in 60 miles and...	8	100.0	0	0.0	11.9	13.0
	Meeker	24460	7	Radiology and...	1 in 60 miles and...	7	100.0	0	0.0	20.0	21.8
	Mille Lacs	24470	8	Radiology and...	1 in 60 miles and...	8	100.0	0	0.0	11.1	12.2
	Morrison	24480	13	Radiology and...	1 in 60 miles and...	13	100.0	0	0.0	13.1	14.3
	Nicollet	24510	5	Radiology and...	1 in 60 miles and...	5	100.0	0	0.0	7.6	8.2
	Nobles	24520	12	Radiology and...	1 in 60 miles and...	12	100.0	0	0.0	12.8	13.9
	Norman	24530	9	Radiology and...	1 in 60 miles and...	9	100.0	0	0.0	10.4	11.3
	Otter Tail	24550	20	Radiology and...	1 in 60 miles and...	20	100.0	0	0.0	12.0	13.0
	Pennington	24560	3	Radiology and...	1 in 60 miles and...	3	100.0	0	0.0	10.0	10.9
	Pine	24570	13	Radiology and...	1 in 60 miles and...	13	100.0	0	0.0	12.4	13.5
	Pipestone	24580	8	Radiology and...	1 in 60 miles and...	8	100.0	0	0.0	9.0	9.8
	Polk	24590	16	Radiology and...	1 in 60 miles and...	16	100.0	0	0.0	13.3	14.4
	Pope	24600	5	Radiology and...	1 in 60 miles and...	5	100.0	0	0.0	8.0	8.8
	Ramsey	24610	36	Radiology and...	1 in 60 miles and...	36	100.0	0	0.0	1.1	1.8
	Red Lake	24620	4	Radiology and...	1 in 60 miles and...	4	100.0	0	0.0	20.8	22.7
	Redwood	24630	14	Radiology and...	1 in 60 miles and...	14	100.0	0	0.0	14.4	15.7
	Renville	24640	10	Radiology and...	1 in 60 miles and...	10	100.0	0	0.0	10.3	11.2
	Rice	24650	8	Radiology and...	1 in 60 miles and...	8	100.0	0	0.0	7.8	8.5
	Rock	24660	7	Radiology and...	1 in 60 miles and...	7	100.0	0	0.0	9.7	10.5
	Roseau	24670	8	Radiology and...	1 in 60 miles and...	8	100.0	0	0.0	18.1	19.6
	Scott	24690	8	Radiology and...	1 in 60 miles and...	8	100.0	0	0.0	3.8	4.2
	Sherburne	24700	7	Radiology and...	1 in 60 miles and...	7	100.0	0	0.0	8.0	8.8
	Sibley	24710	7	Radiology and...	1 in 60 miles and...	7	100.0	0	0.0	10.0	11.1
	St. Louis	24680	55	Radiology and...	1 in 60 miles and...	55	100.0	0	0.0	11.7	12.9
	Stearns	24720	34	Radiology and...	1 in 60 miles and...	34	100.0	0	0.0	6.6	7.2
	Stevens	24740	5	Radiology and...	1 in 60 miles and...	5	100.0	0	0.0	8.8	9.6
	Swift	24750	7	Radiology and...	1 in 60 miles and...	7	100.0	0	0.0	12.6	13.7
	Todd	24760	9	Radiology and...	1 in 60 miles and...	9	100.0	0	0.0	12.3	13.3
	Traverse	24770	4	Radiology and...	1 in 60 miles and...	4	100.0	0	0.0	10.0	10.8
	Wabasha	24780	9	Radiology and...	1 in 60 miles and...	9	100.0	0	0.0	6.2	6.7
	Wadena	24790	7	Radiology and...	1 in 60 miles and...	7	100.0	0	0.0	9.5	10.3
	Washington	24810	21	Radiology and...	1 in 60 miles and...	21	100.0	0	0.0	3.4	4.0
	Wilkin	24830	7	Radiology and...	1 in 60 miles and...	7	100.0	0	0.0	14.7	16.0
	Winona	24840	10	Radiology and...	1 in 60 miles and...	10	100.0	0	0.0	7.3	7.9
	Wright	24850	31	Radiology and...	1 in 60 miles and...	31	100.0	0	0.0	4.6	5.0
	Yellow Medicine	24860	7	Radiology and...	1 in 60 miles and...	7	100.0	0	0.0	9.9	10.8
Grand Totals			946	Radiology and...	1 in 60 miles and...	946	100.0	0	0.0	9.9	10.9

Reconstructive Surgery

July 10, 2024

Reconstructive Surgery

512 providers at 197 locations

■ All providers

Access Analysis

Employee Group

Census

Provider Group

Reconstructive Surgery

946 employee locations

◆ With access (855)

● Without access (91)

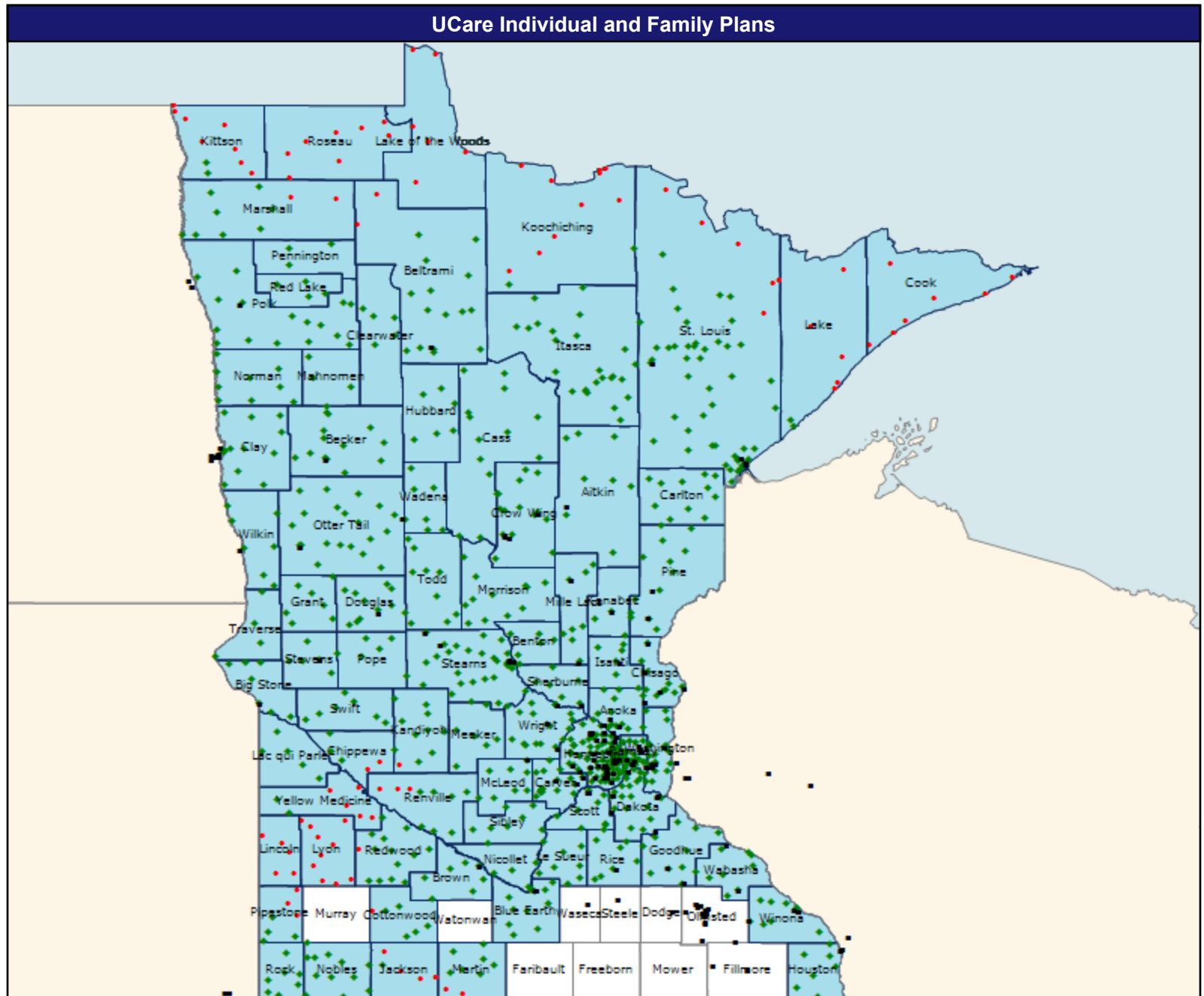
The Access Standard is defined as
(Census) employees accessing:

1 (Reconstructive Surgery) provider in
60 miles and 60 minutes

Service Areas

■ IFP

61.64 miles



Access Detail By County - Reconstructive Surgery

July 10, 2024

Access Analysis
 Access Analysis
 Employee / Provider Groups
 Census
 Reconstructive Surgery

All Eligibles											
State Name	County	County SSA	Employee #	Provider		With Access		Without Access		Average Distance	Average Time
				Group	Standard	#	%	#	%	1	1
Minnesota	Aitkin	24000	8	Reconstructive...	1 in 60 miles and...	8	100.0	0	0.0	26.2	28.6
	Anoka	24010	13	Reconstructive...	1 in 60 miles and...	13	100.0	0	0.0	5.5	6.6
	Becker	24020	14	Reconstructive...	1 in 60 miles and...	14	100.0	0	0.0	15.4	16.9
	Beltrami	24030	17	Reconstructive...	1 in 60 miles and...	15	88.2	2	11.8	29.7	32.3
	Benton	24040	5	Reconstructive...	1 in 60 miles and...	5	100.0	0	0.0	14.8	17.3
	Big Stone	24050	7	Reconstructive...	1 in 60 miles and...	7	100.0	0	0.0	15.1	16.5
	Blue Earth	24060	12	Reconstructive...	1 in 60 miles and...	12	100.0	0	0.0	11.7	12.8
	Brown	24070	7	Reconstructive...	1 in 60 miles and...	7	100.0	0	0.0	14.4	15.7
	Carlton	24080	11	Reconstructive...	1 in 60 miles and...	11	100.0	0	0.0	31.0	34.6
	Carver	24090	34	Reconstructive...	1 in 60 miles and...	34	100.0	0	0.0	9.0	9.8
	Cass	24100	12	Reconstructive...	1 in 60 miles and...	12	100.0	0	0.0	34.0	37.0
	Chippewa	24110	5	Reconstructive...	1 in 60 miles and...	3	60.0	2	40.0	47.1	51.3
	Chisago	24120	11	Reconstructive...	1 in 60 miles and...	11	100.0	0	0.0	3.5	3.7
	Clay	24130	14	Reconstructive...	1 in 60 miles and...	14	100.0	0	0.0	14.8	16.9
	Clearwater	24140	5	Reconstructive...	1 in 60 miles and...	5	100.0	0	0.0	28.1	30.6
	Cook	24150	7	Reconstructive...	1 in 60 miles and...	0	0.0	7	100.0	108.3	118.1
	Cottonwood	24160	6	Reconstructive...	1 in 60 miles and...	5	83.3	1	16.7	50.1	54.6
	Crow Wing	24170	15	Reconstructive...	1 in 60 miles and...	15	100.0	0	0.0	11.8	12.8
	Dakota	24180	20	Reconstructive...	1 in 60 miles and...	20	100.0	0	0.0	5.3	6.5
	Douglas	24200	11	Reconstructive...	1 in 60 miles and...	11	100.0	0	0.0	12.8	13.9
	Goodhue	24240	10	Reconstructive...	1 in 60 miles and...	10	100.0	0	0.0	8.6	9.4
	Grant	24250	7	Reconstructive...	1 in 60 miles and...	7	100.0	0	0.0	23.6	25.7
	Hennepin	24260	106	Reconstructive...	1 in 60 miles and...	106	100.0	0	0.0	2.8	3.9
	Houston	24270	7	Reconstructive...	1 in 60 miles and...	7	100.0	0	0.0	16.8	18.3
	Hubbard	24280	6	Reconstructive...	1 in 60 miles and...	6	100.0	0	0.0	30.9	33.7
	Isanti	24290	5	Reconstructive...	1 in 60 miles and...	5	100.0	0	0.0	7.7	8.3
	Itasca	24300	25	Reconstructive...	1 in 60 miles and...	25	100.0	0	0.0	34.0	37.0
	Jackson	24310	5	Reconstructive...	1 in 60 miles and...	1	20.0	4	80.0	56.8	61.9
	Kanabec	24320	3	Reconstructive...	1 in 60 miles and...	3	100.0	0	0.0	7.9	8.6
	Kandiyohi	24330	11	Reconstructive...	1 in 60 miles and...	10	90.9	1	9.1	41.8	45.5
	Kittson	24340	10	Reconstructive...	1 in 60 miles and...	2	20.0	8	80.0	63.3	69.8
	Koochiching	24350	12	Reconstructive...	1 in 60 miles and...	2	16.7	10	83.3	75.1	81.9
	Lac qui Parle	24360	5	Reconstructive...	1 in 60 miles and...	5	100.0	0	0.0	32.5	35.4
	Lake	24370	7	Reconstructive...	1 in 60 miles and...	2	28.6	5	71.4	59.7	65.2
	Lake of the Woods	24380	6	Reconstructive...	1 in 60 miles and...	0	0.0	6	100.0	100.5	109.6
	Le Sueur	24390	8	Reconstructive...	1 in 60 miles and...	8	100.0	0	0.0	17.7	19.3
	Lincoln	24400	5	Reconstructive...	1 in 60 miles and...	0	0.0	5	100.0	62.0	70.2
	Lyon	24410	10	Reconstructive...	1 in 60 miles and...	0	0.0	10	100.0	65.9	71.9
	Mahnomen	24430	3	Reconstructive...	1 in 60 miles and...	3	100.0	0	0.0	39.3	42.9
	Marshall	24440	10	Reconstructive...	1 in 60 miles and...	8	80.0	2	20.0	40.7	44.4

Access Detail By County - Reconstructive Surgery

July 10, 2024

Access Analysis
 Access Analysis
 Employee / Provider Groups
 Census
 Reconstructive Surgery

All Eligibles											
State Name	County	County SSA	Employee #	Provider		With Access		Without Access		Average Distance	Average Time
				Group	Standard	#	%	#	%	1	1
Minnesota	Martin	24450	9	Reconstructive...	1 in 60 miles and...	7	77.8	2	22.2	46.3	50.5
	McLeod	24420	8	Reconstructive...	1 in 60 miles and...	8	100.0	0	0.0	16.0	17.4
	Meeker	24460	7	Reconstructive...	1 in 60 miles and...	7	100.0	0	0.0	28.3	31.5
	Mille Lacs	24470	8	Reconstructive...	1 in 60 miles and...	8	100.0	0	0.0	11.1	12.2
	Morrison	24480	13	Reconstructive...	1 in 60 miles and...	13	100.0	0	0.0	22.8	25.6
	Nicollet	24510	5	Reconstructive...	1 in 60 miles and...	5	100.0	0	0.0	10.6	11.5
	Nobles	24520	12	Reconstructive...	1 in 60 miles and...	12	100.0	0	0.0	37.6	41.0
	Norman	24530	9	Reconstructive...	1 in 60 miles and...	9	100.0	0	0.0	32.1	34.9
	Otter Tail	24550	20	Reconstructive...	1 in 60 miles and...	20	100.0	0	0.0	16.3	17.8
	Pennington	24560	3	Reconstructive...	1 in 60 miles and...	3	100.0	0	0.0	42.5	46.3
	Pine	24570	13	Reconstructive...	1 in 60 miles and...	13	100.0	0	0.0	16.0	17.4
	Pipestone	24580	8	Reconstructive...	1 in 60 miles and...	5	62.5	3	37.5	47.5	56.9
	Polk	24590	16	Reconstructive...	1 in 60 miles and...	16	100.0	0	0.0	26.4	28.7
	Pope	24600	5	Reconstructive...	1 in 60 miles and...	5	100.0	0	0.0	15.3	16.6
	Ramsey	24610	36	Reconstructive...	1 in 60 miles and...	36	100.0	0	0.0	2.1	3.5
	Red Lake	24620	4	Reconstructive...	1 in 60 miles and...	4	100.0	0	0.0	30.5	33.2
	Redwood	24630	14	Reconstructive...	1 in 60 miles and...	13	92.9	1	7.1	43.1	46.9
	Renville	24640	10	Reconstructive...	1 in 60 miles and...	7	70.0	3	30.0	43.7	47.6
	Rice	24650	8	Reconstructive...	1 in 60 miles and...	8	100.0	0	0.0	11.3	12.3
	Rock	24660	7	Reconstructive...	1 in 60 miles and...	7	100.0	0	0.0	28.0	33.4
	Roseau	24670	8	Reconstructive...	1 in 60 miles and...	0	0.0	8	100.0	83.6	91.1
	Scott	24690	8	Reconstructive...	1 in 60 miles and...	8	100.0	0	0.0	9.2	10.2
	Sherburne	24700	7	Reconstructive...	1 in 60 miles and...	7	100.0	0	0.0	8.5	9.3
	Sibley	24710	7	Reconstructive...	1 in 60 miles and...	7	100.0	0	0.0	23.0	25.5
	St. Louis	24680	55	Reconstructive...	1 in 60 miles and...	49	89.1	6	10.9	25.9	28.5
	Stearns	24720	34	Reconstructive...	1 in 60 miles and...	34	100.0	0	0.0	9.4	10.7
	Stevens	24740	5	Reconstructive...	1 in 60 miles and...	5	100.0	0	0.0	8.9	9.7
	Swift	24750	7	Reconstructive...	1 in 60 miles and...	7	100.0	0	0.0	31.7	34.5
	Todd	24760	9	Reconstructive...	1 in 60 miles and...	9	100.0	0	0.0	18.5	20.1
	Traverse	24770	4	Reconstructive...	1 in 60 miles and...	4	100.0	0	0.0	30.2	32.9
	Wabasha	24780	9	Reconstructive...	1 in 60 miles and...	9	100.0	0	0.0	10.1	10.9
	Wadena	24790	7	Reconstructive...	1 in 60 miles and...	7	100.0	0	0.0	15.7	17.1
	Washington	24810	21	Reconstructive...	1 in 60 miles and...	21	100.0	0	0.0	4.5	5.4
	Wilkin	24830	7	Reconstructive...	1 in 60 miles and...	7	100.0	0	0.0	17.0	18.4
	Winona	24840	10	Reconstructive...	1 in 60 miles and...	10	100.0	0	0.0	7.0	7.6
	Wright	24850	31	Reconstructive...	1 in 60 miles and...	31	100.0	0	0.0	5.6	6.3
	Yellow Medicine	24860	7	Reconstructive...	1 in 60 miles and...	2	28.6	5	71.4	56.4	61.5
Grand Totals			946	Reconstructive...	1 in 60 miles and...	855	90.4	91	9.6	21.9	24.2

Rheumatology

July 10, 2024

Rheumatology

363 providers at 126 locations

■ All providers

Access Analysis

Employee Group

Census

Provider Group

Rheumatology

946 employee locations

◆ With access (834)

● Without access (112)

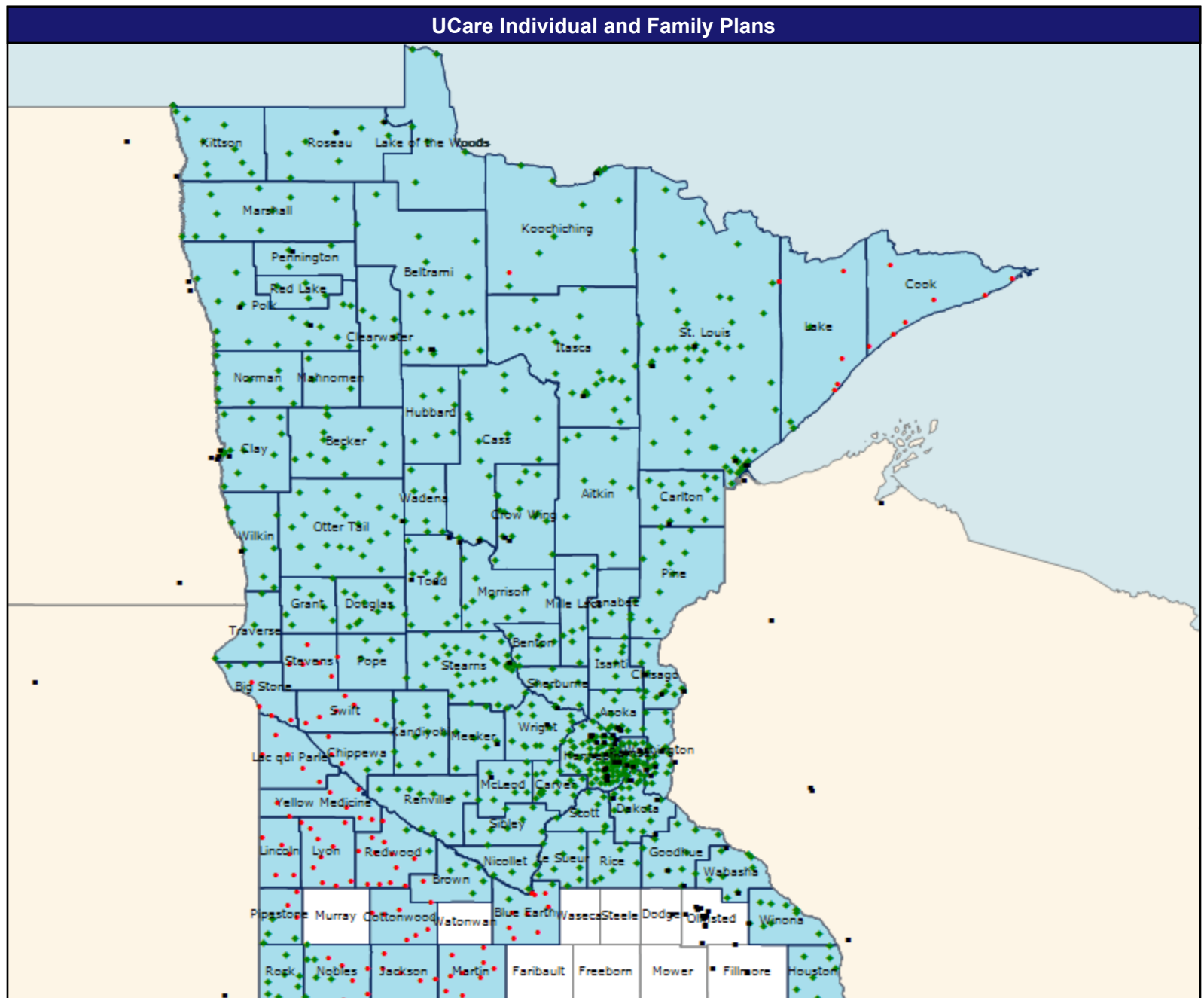
The Access Standard is defined as (Census) employees accessing:

1 (Rheumatology) provider in 60 miles and 60 minutes

Service Areas

■ IFP

61.64 miles



Access Detail By County - Rheumatology

July 10, 2024

Access Analysis
 Access Analysis
 Employee / Provider Groups
 Census
 Rheumatology

All Eligibles											
State Name	County	County SSA	Employee #	Provider		With Access		Without Access		Average Distance	Average Time
				Group	Standard	#	%	#	%	1	1
Minnesota	Aitkin	24000	8	Rheumatology	1 in 60 miles and...	8	100.0	0	0.0	29.6	32.2
	Anoka	24010	13	Rheumatology	1 in 60 miles and...	13	100.0	0	0.0	6.9	9.2
	Becker	24020	14	Rheumatology	1 in 60 miles and...	14	100.0	0	0.0	39.6	43.5
	Beltrami	24030	17	Rheumatology	1 in 60 miles and...	17	100.0	0	0.0	25.3	27.5
	Benton	24040	5	Rheumatology	1 in 60 miles and...	5	100.0	0	0.0	16.3	19.5
	Big Stone	24050	7	Rheumatology	1 in 60 miles and...	3	42.9	4	57.1	60.6	66.1
	Blue Earth	24060	12	Rheumatology	1 in 60 miles and...	2	16.7	10	83.3	59.3	65.2
	Brown	24070	7	Rheumatology	1 in 60 miles and...	5	71.4	2	28.6	50.9	55.4
	Carlton	24080	11	Rheumatology	1 in 60 miles and...	11	100.0	0	0.0	15.6	16.9
	Carver	24090	34	Rheumatology	1 in 60 miles and...	34	100.0	0	0.0	24.3	26.9
	Cass	24100	12	Rheumatology	1 in 60 miles and...	12	100.0	0	0.0	32.0	34.9
	Chippewa	24110	5	Rheumatology	1 in 60 miles and...	2	40.0	3	60.0	63.9	69.7
	Chisago	24120	11	Rheumatology	1 in 60 miles and...	11	100.0	0	0.0	5.1	5.5
	Clay	24130	14	Rheumatology	1 in 60 miles and...	14	100.0	0	0.0	13.7	15.1
	Clearwater	24140	5	Rheumatology	1 in 60 miles and...	5	100.0	0	0.0	24.0	26.1
	Cook	24150	7	Rheumatology	1 in 60 miles and...	0	0.0	7	100.0	88.1	96.1
	Cottonwood	24160	6	Rheumatology	1 in 60 miles and...	0	0.0	6	100.0	79.7	88.4
	Crow Wing	24170	15	Rheumatology	1 in 60 miles and...	15	100.0	0	0.0	18.1	19.7
	Dakota	24180	20	Rheumatology	1 in 60 miles and...	20	100.0	0	0.0	5.1	6.1
	Douglas	24200	11	Rheumatology	1 in 60 miles and...	11	100.0	0	0.0	26.5	28.9
	Goodhue	24240	10	Rheumatology	1 in 60 miles and...	10	100.0	0	0.0	8.6	9.4
	Grant	24250	7	Rheumatology	1 in 60 miles and...	7	100.0	0	0.0	41.2	44.9
	Hennepin	24260	106	Rheumatology	1 in 60 miles and...	106	100.0	0	0.0	4.8	6.5
	Houston	24270	7	Rheumatology	1 in 60 miles and...	7	100.0	0	0.0	21.3	23.2
	Hubbard	24280	6	Rheumatology	1 in 60 miles and...	6	100.0	0	0.0	30.8	33.5
	Isanti	24290	5	Rheumatology	1 in 60 miles and...	5	100.0	0	0.0	18.9	20.6
	Itasca	24300	25	Rheumatology	1 in 60 miles and...	25	100.0	0	0.0	22.3	24.3
	Jackson	24310	5	Rheumatology	1 in 60 miles and...	0	0.0	5	100.0	82.1	95.8
	Kanabec	24320	3	Rheumatology	1 in 60 miles and...	3	100.0	0	0.0	32.5	35.5
	Kandiyohi	24330	11	Rheumatology	1 in 60 miles and...	11	100.0	0	0.0	38.0	41.4
	Kittson	24340	10	Rheumatology	1 in 60 miles and...	10	100.0	0	0.0	26.6	29.2
	Koochiching	24350	12	Rheumatology	1 in 60 miles and...	11	91.7	1	8.3	28.2	30.7
	Lac qui Parle	24360	5	Rheumatology	1 in 60 miles and...	0	0.0	5	100.0	83.8	91.3
	Lake	24370	7	Rheumatology	1 in 60 miles and...	3	42.9	4	57.1	52.5	57.8
	Lake of the Woods	24380	6	Rheumatology	1 in 60 miles and...	6	100.0	0	0.0	31.9	34.7
	Le Sueur	24390	8	Rheumatology	1 in 60 miles and...	8	100.0	0	0.0	43.7	48.3
	Lincoln	24400	5	Rheumatology	1 in 60 miles and...	0	0.0	5	100.0	68.3	81.9
	Lyon	24410	10	Rheumatology	1 in 60 miles and...	0	0.0	10	100.0	79.5	90.3
	Mahnomen	24430	3	Rheumatology	1 in 60 miles and...	3	100.0	0	0.0	26.4	28.7
	Marshall	24440	10	Rheumatology	1 in 60 miles and...	10	100.0	0	0.0	25.3	27.6

Access Detail By County - Rheumatology

July 10, 2024

Access Analysis
 Access Analysis
 Employee / Provider Groups
 Census
 Rheumatology

All Eligibles											
State Name	County	County SSA	Employee #	Provider		With Access		Without Access		Average Distance	Average Time
				Group	Standard	#	%	#	%	1	1
Minnesota	Martin	24450	9	Rheumatology	1 in 60 miles and...	0	0.0	9	100.0	85.3	93.0
	McLeod	24420	8	Rheumatology	1 in 60 miles and...	8	100.0	0	0.0	14.1	15.3
	Meeker	24460	7	Rheumatology	1 in 60 miles and...	7	100.0	0	0.0	14.4	15.7
	Mille Lacs	24470	8	Rheumatology	1 in 60 miles and...	8	100.0	0	0.0	35.0	38.7
	Morrison	24480	13	Rheumatology	1 in 60 miles and...	13	100.0	0	0.0	21.5	24.1
	Nicollet	24510	5	Rheumatology	1 in 60 miles and...	5	100.0	0	0.0	44.1	48.0
	Nobles	24520	12	Rheumatology	1 in 60 miles and...	6	50.0	6	50.0	51.8	62.1
	Norman	24530	9	Rheumatology	1 in 60 miles and...	9	100.0	0	0.0	30.5	33.2
	Otter Tail	24550	20	Rheumatology	1 in 60 miles and...	20	100.0	0	0.0	26.7	29.1
	Pennington	24560	3	Rheumatology	1 in 60 miles and...	3	100.0	0	0.0	8.8	9.6
	Pine	24570	13	Rheumatology	1 in 60 miles and...	13	100.0	0	0.0	21.1	23.0
	Pipestone	24580	8	Rheumatology	1 in 60 miles and...	5	62.5	3	37.5	48.9	58.6
	Polk	24590	16	Rheumatology	1 in 60 miles and...	16	100.0	0	0.0	14.0	15.2
	Pope	24600	5	Rheumatology	1 in 60 miles and...	4	80.0	1	20.0	42.9	46.8
	Ramsey	24610	36	Rheumatology	1 in 60 miles and...	36	100.0	0	0.0	2.1	3.5
	Red Lake	24620	4	Rheumatology	1 in 60 miles and...	4	100.0	0	0.0	16.5	18.0
	Redwood	24630	14	Rheumatology	1 in 60 miles and...	2	14.3	12	85.7	65.3	71.2
	Renville	24640	10	Rheumatology	1 in 60 miles and...	10	100.0	0	0.0	36.4	39.6
	Rice	24650	8	Rheumatology	1 in 60 miles and...	8	100.0	0	0.0	23.2	25.8
	Rock	24660	7	Rheumatology	1 in 60 miles and...	7	100.0	0	0.0	29.5	35.3
	Roseau	24670	8	Rheumatology	1 in 60 miles and...	8	100.0	0	0.0	13.4	14.6
	Scott	24690	8	Rheumatology	1 in 60 miles and...	8	100.0	0	0.0	16.8	20.5
	Sherburne	24700	7	Rheumatology	1 in 60 miles and...	7	100.0	0	0.0	12.5	13.7
	Sibley	24710	7	Rheumatology	1 in 60 miles and...	7	100.0	0	0.0	28.2	31.4
	St. Louis	24680	55	Rheumatology	1 in 60 miles and...	54	98.2	1	1.8	17.9	19.9
	Stearns	24720	34	Rheumatology	1 in 60 miles and...	34	100.0	0	0.0	15.9	18.5
	Stevens	24740	5	Rheumatology	1 in 60 miles and...	0	0.0	5	100.0	60.6	66.0
	Swift	24750	7	Rheumatology	1 in 60 miles and...	1	14.3	6	85.7	66.4	72.4
	Todd	24760	9	Rheumatology	1 in 60 miles and...	9	100.0	0	0.0	12.1	13.2
	Traverse	24770	4	Rheumatology	1 in 60 miles and...	4	100.0	0	0.0	36.1	39.4
	Wabasha	24780	9	Rheumatology	1 in 60 miles and...	9	100.0	0	0.0	10.1	10.9
	Wadena	24790	7	Rheumatology	1 in 60 miles and...	7	100.0	0	0.0	12.6	13.8
	Washington	24810	21	Rheumatology	1 in 60 miles and...	21	100.0	0	0.0	5.3	6.3
	Wilkin	24830	7	Rheumatology	1 in 60 miles and...	7	100.0	0	0.0	18.5	20.1
	Winona	24840	10	Rheumatology	1 in 60 miles and...	10	100.0	0	0.0	15.9	17.3
	Wright	24850	31	Rheumatology	1 in 60 miles and...	31	100.0	0	0.0	6.4	7.0
	Yellow Medicine	24860	7	Rheumatology	1 in 60 miles and...	0	0.0	7	100.0	70.2	79.1
Grand Totals			946	Rheumatology	1 in 60 miles and...	834	88.2	112	11.8	24.7	27.6

Substance Use Disorder - Inpatient

July 10, 2024

Substance Use Disorder - Inpatient

95 providers at 79 locations

- All providers

Access Analysis

Employee Group

- Census

Provider Group

- Substance Use Disorder - Inpatient

946 employee locations

- ◆ With access (807)
- Without access (139)

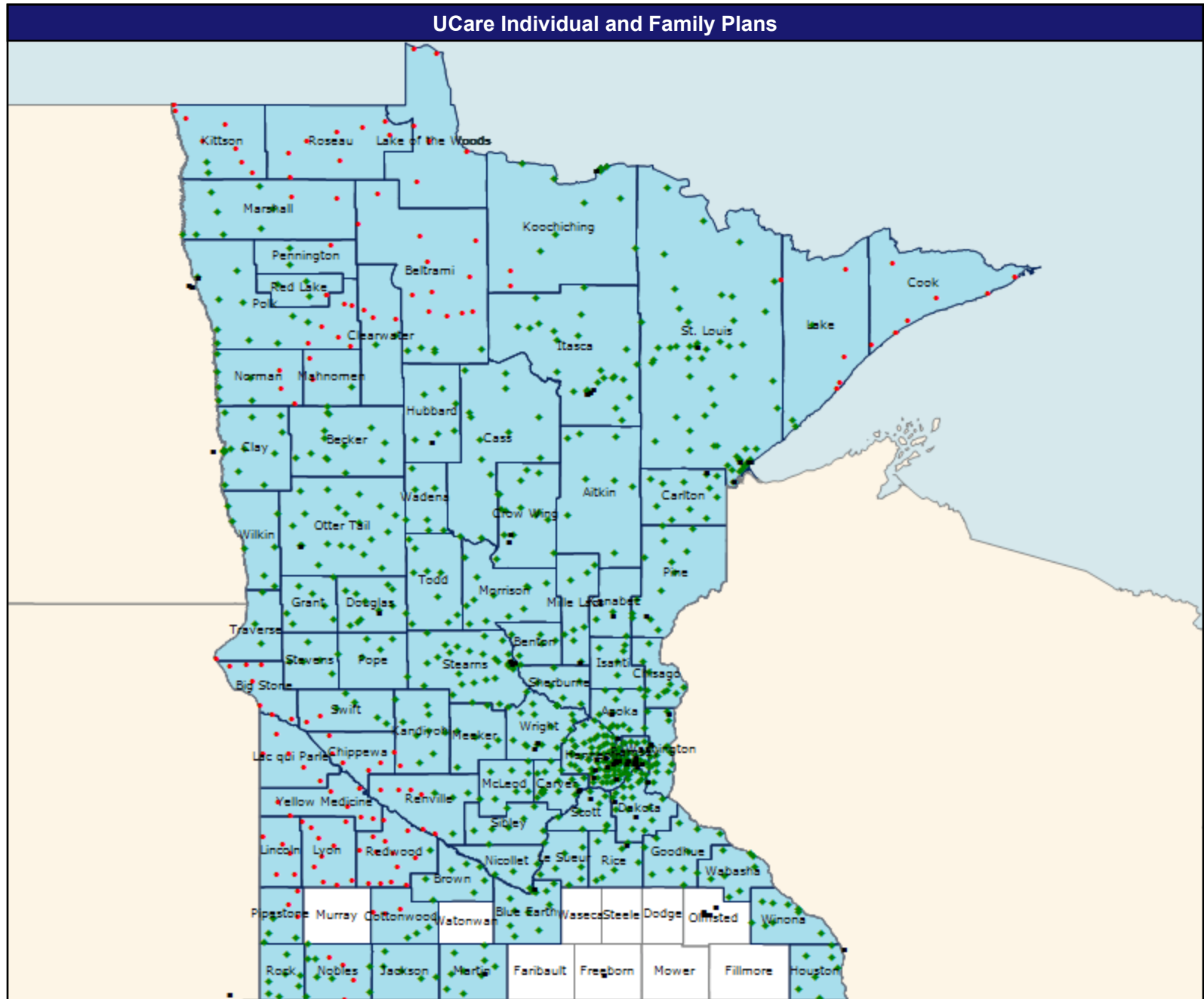
The Access Standard is defined as (Census) employees accessing:

- 1 (Substance Use Disorder - Inpatient) provider in 60 miles and 60 minutes

Service Areas

- IFP

61.64 miles



Access Detail By County - Substance Use Disorder - Inpatient

July 10, 2024

Access Analysis
 Access Analysis
 Employee / Provider Groups
 Census
 Substance Use Disorder - Inpatient

All Eligibles											
State Name	County	County SSA	Employee #	Provider		With Access		Without Access		Average Distance	Average Time
				Group	Standard	#	%	#	%	1	1
Minnesota	Aitkin	24000	8	Substance Use...	1 in 60 miles and...	8	100.0	0	0.0	29.8	32.4
	Anoka	24010	13	Substance Use...	1 in 60 miles and...	13	100.0	0	0.0	7.6	9.7
	Becker	24020	14	Substance Use...	1 in 60 miles and...	14	100.0	0	0.0	39.7	43.8
	Beltrami	24030	17	Substance Use...	1 in 60 miles and...	5	29.4	12	70.6	60.4	65.9
	Benton	24040	5	Substance Use...	1 in 60 miles and...	5	100.0	0	0.0	14.5	17.0
	Big Stone	24050	7	Substance Use...	1 in 60 miles and...	0	0.0	7	100.0	65.9	71.8
	Blue Earth	24060	12	Substance Use...	1 in 60 miles and...	12	100.0	0	0.0	12.5	13.7
	Brown	24070	7	Substance Use...	1 in 60 miles and...	7	100.0	0	0.0	35.8	39.0
	Carlton	24080	11	Substance Use...	1 in 60 miles and...	11	100.0	0	0.0	18.1	19.7
	Carver	24090	34	Substance Use...	1 in 60 miles and...	34	100.0	0	0.0	14.2	15.5
	Cass	24100	12	Substance Use...	1 in 60 miles and...	12	100.0	0	0.0	29.1	31.7
	Chippewa	24110	5	Substance Use...	1 in 60 miles and...	0	0.0	5	100.0	65.9	71.8
	Chisago	24120	11	Substance Use...	1 in 60 miles and...	11	100.0	0	0.0	15.1	16.4
	Clay	24130	14	Substance Use...	1 in 60 miles and...	14	100.0	0	0.0	18.1	25.5
	Clearwater	24140	5	Substance Use...	1 in 60 miles and...	2	40.0	3	60.0	58.5	63.8
	Cook	24150	7	Substance Use...	1 in 60 miles and...	0	0.0	7	100.0	100.6	109.7
	Cottonwood	24160	6	Substance Use...	1 in 60 miles and...	3	50.0	3	50.0	49.6	54.0
	Crow Wing	24170	15	Substance Use...	1 in 60 miles and...	15	100.0	0	0.0	17.6	19.1
	Dakota	24180	20	Substance Use...	1 in 60 miles and...	20	100.0	0	0.0	6.3	7.7
	Douglas	24200	11	Substance Use...	1 in 60 miles and...	11	100.0	0	0.0	12.6	13.7
	Goodhue	24240	10	Substance Use...	1 in 60 miles and...	10	100.0	0	0.0	22.7	25.0
	Grant	24250	7	Substance Use...	1 in 60 miles and...	7	100.0	0	0.0	25.4	27.7
	Hennepin	24260	106	Substance Use...	1 in 60 miles and...	106	100.0	0	0.0	5.4	7.3
	Houston	24270	7	Substance Use...	1 in 60 miles and...	7	100.0	0	0.0	19.2	20.9
	Hubbard	24280	6	Substance Use...	1 in 60 miles and...	6	100.0	0	0.0	15.9	17.3
	Isanti	24290	5	Substance Use...	1 in 60 miles and...	5	100.0	0	0.0	16.7	18.2
	Itasca	24300	25	Substance Use...	1 in 60 miles and...	25	100.0	0	0.0	22.7	24.7
	Jackson	24310	5	Substance Use...	1 in 60 miles and...	5	100.0	0	0.0	36.4	39.7
	Kanabec	24320	3	Substance Use...	1 in 60 miles and...	3	100.0	0	0.0	8.2	8.9
	Kandiyohi	24330	11	Substance Use...	1 in 60 miles and...	9	81.8	2	18.2	49.9	55.0
	Kittson	24340	10	Substance Use...	1 in 60 miles and...	2	20.0	8	80.0	61.2	67.5
	Koochiching	24350	12	Substance Use...	1 in 60 miles and...	10	83.3	2	16.7	29.9	32.6
	Lac qui Parle	24360	5	Substance Use...	1 in 60 miles and...	0	0.0	5	100.0	80.3	87.6
	Lake	24370	7	Substance Use...	1 in 60 miles and...	3	42.9	4	57.1	52.9	59.4
	Lake of the Woods	24380	6	Substance Use...	1 in 60 miles and...	0	0.0	6	100.0	77.6	84.7
	Le Sueur	24390	8	Substance Use...	1 in 60 miles and...	8	100.0	0	0.0	19.9	21.6
	Lincoln	24400	5	Substance Use...	1 in 60 miles and...	0	0.0	5	100.0	67.3	80.8
	Lyon	24410	10	Substance Use...	1 in 60 miles and...	0	0.0	10	100.0	81.0	94.5
	Mahnomen	24430	3	Substance Use...	1 in 60 miles and...	1	33.3	2	66.7	58.2	64.0
	Marshall	24440	10	Substance Use...	1 in 60 miles and...	8	80.0	2	20.0	41.6	45.4

Access Detail By County - Substance Use Disorder - Inpatient

July 10, 2024

Access Analysis
 Access Analysis
 Employee / Provider Groups
 Census
 Substance Use Disorder - Inpatient

All Eligibles											
State Name	County	County SSA	Employee #	Provider		With Access		Without Access		Average Distance	Average Time
				Group	Standard	#	%	#	%	1	1
Minnesota	Martin	24450	9	Substance Use...	1 in 60 miles and...	9	100.0	0	0.0	12.4	13.5
	McLeod	24420	8	Substance Use...	1 in 60 miles and...	8	100.0	0	0.0	24.0	26.1
	Meeker	24460	7	Substance Use...	1 in 60 miles and...	7	100.0	0	0.0	28.3	31.7
	Mille Lacs	24470	8	Substance Use...	1 in 60 miles and...	8	100.0	0	0.0	17.7	19.4
	Morrison	24480	13	Substance Use...	1 in 60 miles and...	13	100.0	0	0.0	27.1	30.6
	Nicollet	24510	5	Substance Use...	1 in 60 miles and...	5	100.0	0	0.0	17.1	18.6
	Nobles	24520	12	Substance Use...	1 in 60 miles and...	8	66.7	4	33.3	48.4	56.8
	Norman	24530	9	Substance Use...	1 in 60 miles and...	6	66.7	3	33.3	38.3	51.3
	Otter Tail	24550	20	Substance Use...	1 in 60 miles and...	20	100.0	0	0.0	23.8	26.0
	Pennington	24560	3	Substance Use...	1 in 60 miles and...	2	66.7	1	33.3	47.5	51.7
	Pine	24570	13	Substance Use...	1 in 60 miles and...	13	100.0	0	0.0	21.2	23.1
	Pipestone	24580	8	Substance Use...	1 in 60 miles and...	5	62.5	3	37.5	47.4	56.9
	Polk	24590	16	Substance Use...	1 in 60 miles and...	10	62.5	6	37.5	43.2	47.1
	Pope	24600	5	Substance Use...	1 in 60 miles and...	5	100.0	0	0.0	21.4	23.4
	Ramsey	24610	36	Substance Use...	1 in 60 miles and...	36	100.0	0	0.0	2.0	3.4
	Red Lake	24620	4	Substance Use...	1 in 60 miles and...	3	75.0	1	25.0	46.1	50.3
	Redwood	24630	14	Substance Use...	1 in 60 miles and...	1	7.1	13	92.9	67.7	73.8
	Renville	24640	10	Substance Use...	1 in 60 miles and...	4	40.0	6	60.0	56.8	61.9
	Rice	24650	8	Substance Use...	1 in 60 miles and...	8	100.0	0	0.0	14.0	15.2
	Rock	24660	7	Substance Use...	1 in 60 miles and...	7	100.0	0	0.0	28.0	33.5
	Roseau	24670	8	Substance Use...	1 in 60 miles and...	0	0.0	8	100.0	84.7	92.3
	Scott	24690	8	Substance Use...	1 in 60 miles and...	8	100.0	0	0.0	10.7	11.9
	Sherburne	24700	7	Substance Use...	1 in 60 miles and...	7	100.0	0	0.0	14.7	16.4
	Sibley	24710	7	Substance Use...	1 in 60 miles and...	7	100.0	0	0.0	33.1	36.6
	St. Louis	24680	55	Substance Use...	1 in 60 miles and...	54	98.2	1	1.8	18.6	20.6
	Stearns	24720	34	Substance Use...	1 in 60 miles and...	34	100.0	0	0.0	15.3	18.2
	Stevens	24740	5	Substance Use...	1 in 60 miles and...	5	100.0	0	0.0	43.5	47.4
	Swift	24750	7	Substance Use...	1 in 60 miles and...	5	71.4	2	28.6	50.3	54.9
	Todd	24760	9	Substance Use...	1 in 60 miles and...	9	100.0	0	0.0	32.1	35.0
	Traverse	24770	4	Substance Use...	1 in 60 miles and...	3	75.0	1	25.0	49.2	53.7
	Wabasha	24780	9	Substance Use...	1 in 60 miles and...	9	100.0	0	0.0	22.0	24.1
	Wadena	24790	7	Substance Use...	1 in 60 miles and...	7	100.0	0	0.0	29.1	31.7
	Washington	24810	21	Substance Use...	1 in 60 miles and...	21	100.0	0	0.0	6.5	8.2
	Wilkin	24830	7	Substance Use...	1 in 60 miles and...	7	100.0	0	0.0	24.4	27.9
	Winona	24840	10	Substance Use...	1 in 60 miles and...	10	100.0	0	0.0	27.4	29.9
	Wright	24850	31	Substance Use...	1 in 60 miles and...	31	100.0	0	0.0	17.3	19.1
	Yellow Medicine	24860	7	Substance Use...	1 in 60 miles and...	0	0.0	7	100.0	82.6	92.7
Grand Totals			946	Substance Use...	1 in 60 miles and...	807	85.3	139	14.7	26.6	29.8

Substance Use Disorder - Outpatient

July 10, 2024

Substance Use Disorder - Outpatient
 578 providers at 428 locations

- All providers

Access Analysis

Employee Group

- Census

Provider Group

- Substance Use Disorder - Outpatient

946 employee locations

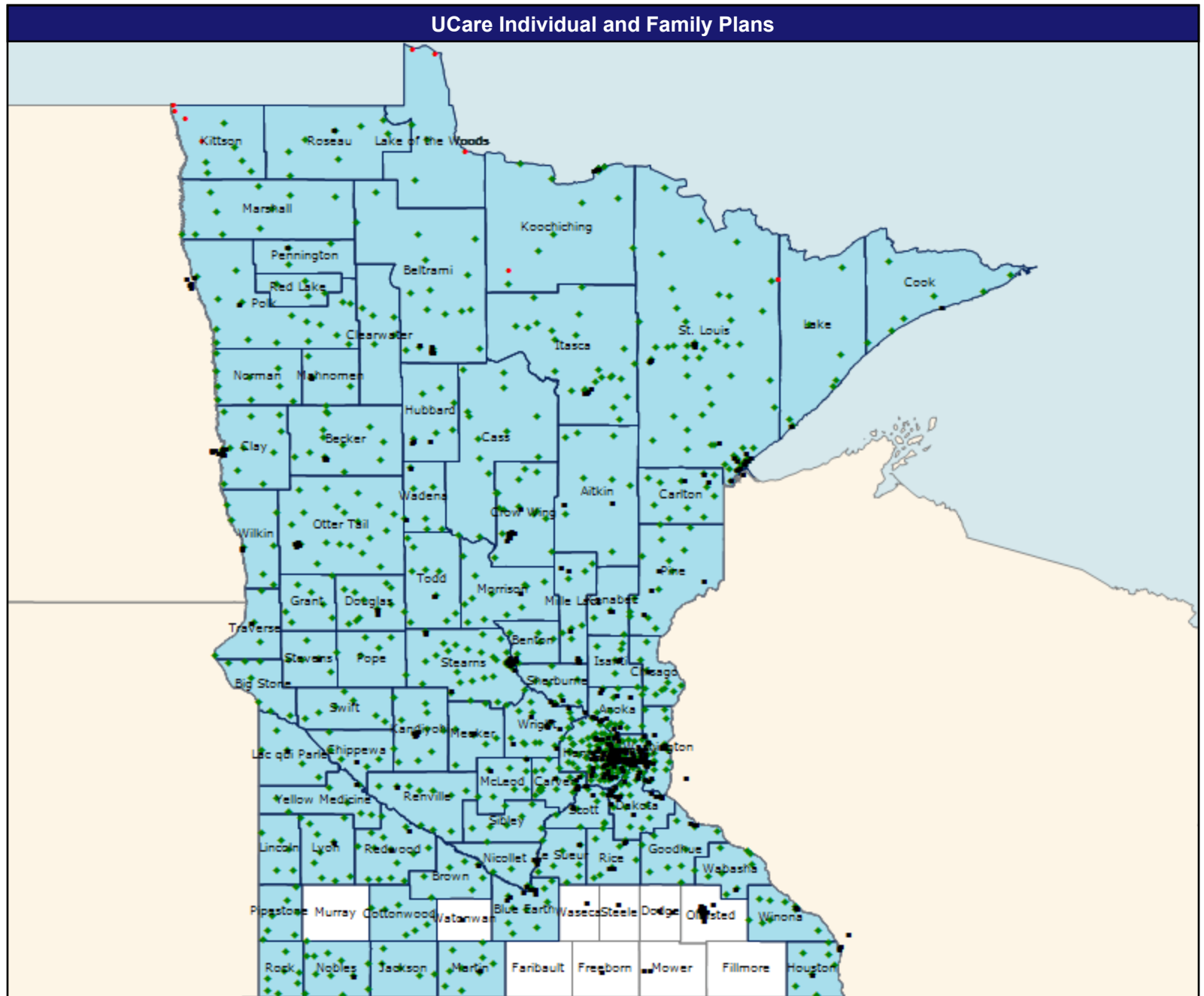
- ◆ With access (937)
- Without access (9)

The Access Standard is defined as
 (Census) employees accessing:
 1 (Substance Use Disorder - Outpatient) provider in 60 miles and 60 minutes

Service Areas

- IFP

61.64 miles



Access Detail By County - Substance Use Disorder - Outpatient

July 10, 2024

Access Analysis
 Access Analysis
 Employee / Provider Groups
 Census
 Substance Use Disorder -
 Outpatient

All Eligibles											
State Name	County	County SSA	Employee #	Provider		With Access		Without Access		Average Distance	Average Time
				Group	Standard	#	%	#	%	1	1
Minnesota	Aitkin	24000	8	Substance Use...	1 in 60 miles and...	8	100.0	0	0.0	17.4	18.9
	Anoka	24010	13	Substance Use...	1 in 60 miles and...	13	100.0	0	0.0	2.9	3.5
	Becker	24020	14	Substance Use...	1 in 60 miles and...	14	100.0	0	0.0	12.5	13.7
	Beltrami	24030	17	Substance Use...	1 in 60 miles and...	17	100.0	0	0.0	24.6	26.8
	Benton	24040	5	Substance Use...	1 in 60 miles and...	5	100.0	0	0.0	11.0	11.9
	Big Stone	24050	7	Substance Use...	1 in 60 miles and...	7	100.0	0	0.0	22.1	24.0
	Blue Earth	24060	12	Substance Use...	1 in 60 miles and...	12	100.0	0	0.0	7.0	7.7
	Brown	24070	7	Substance Use...	1 in 60 miles and...	7	100.0	0	0.0	12.4	13.5
	Carlton	24080	11	Substance Use...	1 in 60 miles and...	11	100.0	0	0.0	10.5	11.4
	Carver	24090	34	Substance Use...	1 in 60 miles and...	34	100.0	0	0.0	9.3	10.2
	Cass	24100	12	Substance Use...	1 in 60 miles and...	12	100.0	0	0.0	25.8	28.1
	Chippewa	24110	5	Substance Use...	1 in 60 miles and...	5	100.0	0	0.0	12.6	13.7
	Chisago	24120	11	Substance Use...	1 in 60 miles and...	11	100.0	0	0.0	11.6	12.6
	Clay	24130	14	Substance Use...	1 in 60 miles and...	14	100.0	0	0.0	12.9	14.1
	Clearwater	24140	5	Substance Use...	1 in 60 miles and...	5	100.0	0	0.0	24.1	26.2
	Cook	24150	7	Substance Use...	1 in 60 miles and...	7	100.0	0	0.0	27.3	29.7
	Cottonwood	24160	6	Substance Use...	1 in 60 miles and...	6	100.0	0	0.0	25.2	27.5
	Crow Wing	24170	15	Substance Use...	1 in 60 miles and...	15	100.0	0	0.0	10.5	11.4
	Dakota	24180	20	Substance Use...	1 in 60 miles and...	20	100.0	0	0.0	3.4	4.1
	Douglas	24200	11	Substance Use...	1 in 60 miles and...	11	100.0	0	0.0	12.0	13.4
	Goodhue	24240	10	Substance Use...	1 in 60 miles and...	10	100.0	0	0.0	12.8	13.9
	Grant	24250	7	Substance Use...	1 in 60 miles and...	7	100.0	0	0.0	20.6	22.5
	Hennepin	24260	106	Substance Use...	1 in 60 miles and...	106	100.0	0	0.0	2.8	3.6
	Houston	24270	7	Substance Use...	1 in 60 miles and...	7	100.0	0	0.0	8.3	9.0
	Hubbard	24280	6	Substance Use...	1 in 60 miles and...	6	100.0	0	0.0	13.5	14.6
	Isanti	24290	5	Substance Use...	1 in 60 miles and...	5	100.0	0	0.0	6.8	7.3
	Itasca	24300	25	Substance Use...	1 in 60 miles and...	25	100.0	0	0.0	20.7	22.6
	Jackson	24310	5	Substance Use...	1 in 60 miles and...	5	100.0	0	0.0	22.7	24.7
	Kanabec	24320	3	Substance Use...	1 in 60 miles and...	3	100.0	0	0.0	7.4	8.0
	Kandiyohi	24330	11	Substance Use...	1 in 60 miles and...	11	100.0	0	0.0	11.5	12.4
	Kittson	24340	10	Substance Use...	1 in 60 miles and...	6	60.0	4	40.0	52.3	57.6
	Koochiching	24350	12	Substance Use...	1 in 60 miles and...	11	91.7	1	8.3	27.3	29.7
	Lac qui Parle	24360	5	Substance Use...	1 in 60 miles and...	5	100.0	0	0.0	10.9	11.8
	Lake	24370	7	Substance Use...	1 in 60 miles and...	7	100.0	0	0.0	29.6	32.2
	Lake of the Woods	24380	6	Substance Use...	1 in 60 miles and...	3	50.0	3	50.0	48.9	53.3
	Le Sueur	24390	8	Substance Use...	1 in 60 miles and...	8	100.0	0	0.0	9.2	10.0
	Lincoln	24400	5	Substance Use...	1 in 60 miles and...	5	100.0	0	0.0	28.0	30.5
	Lyon	24410	10	Substance Use...	1 in 60 miles and...	10	100.0	0	0.0	15.0	16.3
	Mahnomen	24430	3	Substance Use...	1 in 60 miles and...	3	100.0	0	0.0	9.4	10.2
	Marshall	24440	10	Substance Use...	1 in 60 miles and...	10	100.0	0	0.0	26.1	28.4

Access Detail By County - Substance Use Disorder - Outpatient

July 10, 2024

Access Analysis
 Access Analysis
 Employee / Provider Groups
 Census
 Substance Use Disorder -
 Outpatient

All Eligibles											
State Name	County	County SSA	Employee #	Provider		With Access		Without Access		Average Distance	Average Time
				Group	Standard	#	%	#	%	1	1
Minnesota	Martin	24450	9	Substance Use...	1 in 60 miles and...	9	100.0	0	0.0	11.7	12.7
	McLeod	24420	8	Substance Use...	1 in 60 miles and...	8	100.0	0	0.0	9.5	10.9
	Meeker	24460	7	Substance Use...	1 in 60 miles and...	7	100.0	0	0.0	10.4	11.6
	Mille Lacs	24470	8	Substance Use...	1 in 60 miles and...	8	100.0	0	0.0	5.0	5.5
	Morrison	24480	13	Substance Use...	1 in 60 miles and...	13	100.0	0	0.0	15.7	17.2
	Nicollet	24510	5	Substance Use...	1 in 60 miles and...	5	100.0	0	0.0	6.9	7.5
	Nobles	24520	12	Substance Use...	1 in 60 miles and...	12	100.0	0	0.0	17.1	18.7
	Norman	24530	9	Substance Use...	1 in 60 miles and...	9	100.0	0	0.0	23.9	26.0
	Otter Tail	24550	20	Substance Use...	1 in 60 miles and...	20	100.0	0	0.0	16.4	17.8
	Pennington	24560	3	Substance Use...	1 in 60 miles and...	3	100.0	0	0.0	9.0	9.8
	Pine	24570	13	Substance Use...	1 in 60 miles and...	13	100.0	0	0.0	10.8	11.8
	Pipestone	24580	8	Substance Use...	1 in 60 miles and...	8	100.0	0	0.0	44.1	48.1
	Polk	24590	16	Substance Use...	1 in 60 miles and...	16	100.0	0	0.0	21.2	23.1
	Pope	24600	5	Substance Use...	1 in 60 miles and...	5	100.0	0	0.0	14.9	16.9
	Ramsey	24610	36	Substance Use...	1 in 60 miles and...	36	100.0	0	0.0	0.9	1.5
	Red Lake	24620	4	Substance Use...	1 in 60 miles and...	4	100.0	0	0.0	24.6	26.8
	Redwood	24630	14	Substance Use...	1 in 60 miles and...	14	100.0	0	0.0	12.0	13.0
	Renville	24640	10	Substance Use...	1 in 60 miles and...	10	100.0	0	0.0	12.1	13.4
	Rice	24650	8	Substance Use...	1 in 60 miles and...	8	100.0	0	0.0	7.5	8.1
	Rock	24660	7	Substance Use...	1 in 60 miles and...	7	100.0	0	0.0	33.7	36.7
	Roseau	24670	8	Substance Use...	1 in 60 miles and...	8	100.0	0	0.0	18.0	19.6
	Scott	24690	8	Substance Use...	1 in 60 miles and...	8	100.0	0	0.0	6.6	7.4
	Sherburne	24700	7	Substance Use...	1 in 60 miles and...	7	100.0	0	0.0	7.4	8.1
	Sibley	24710	7	Substance Use...	1 in 60 miles and...	7	100.0	0	0.0	19.5	21.9
	St. Louis	24680	55	Substance Use...	1 in 60 miles and...	54	98.2	1	1.8	15.2	16.7
	Stearns	24720	34	Substance Use...	1 in 60 miles and...	34	100.0	0	0.0	8.1	8.9
	Stevens	24740	5	Substance Use...	1 in 60 miles and...	5	100.0	0	0.0	8.9	9.7
	Swift	24750	7	Substance Use...	1 in 60 miles and...	7	100.0	0	0.0	22.4	24.4
	Todd	24760	9	Substance Use...	1 in 60 miles and...	9	100.0	0	0.0	11.8	12.8
	Traverse	24770	4	Substance Use...	1 in 60 miles and...	4	100.0	0	0.0	14.5	15.7
	Wabasha	24780	9	Substance Use...	1 in 60 miles and...	9	100.0	0	0.0	13.7	15.1
	Wadena	24790	7	Substance Use...	1 in 60 miles and...	7	100.0	0	0.0	9.7	10.5
	Washington	24810	21	Substance Use...	1 in 60 miles and...	21	100.0	0	0.0	3.7	4.4
	Wilkin	24830	7	Substance Use...	1 in 60 miles and...	7	100.0	0	0.0	15.7	17.1
	Winona	24840	10	Substance Use...	1 in 60 miles and...	10	100.0	0	0.0	10.3	11.2
	Wright	24850	31	Substance Use...	1 in 60 miles and...	31	100.0	0	0.0	2.9	3.1
	Yellow Medicine	24860	7	Substance Use...	1 in 60 miles and...	7	100.0	0	0.0	15.6	17.0
Grand Totals			946	Substance Use...	1 in 60 miles and...	937	99.0	9	1.0	12.8	14.1

Thoracic Surgery

July 10, 2024

Thoracic Surgery

409 providers at 93 locations

■ All providers

Access Analysis

Employee Group

Census

Provider Group

Thoracic Surgery

946 employee locations

◆ With access (730)

● Without access (216)

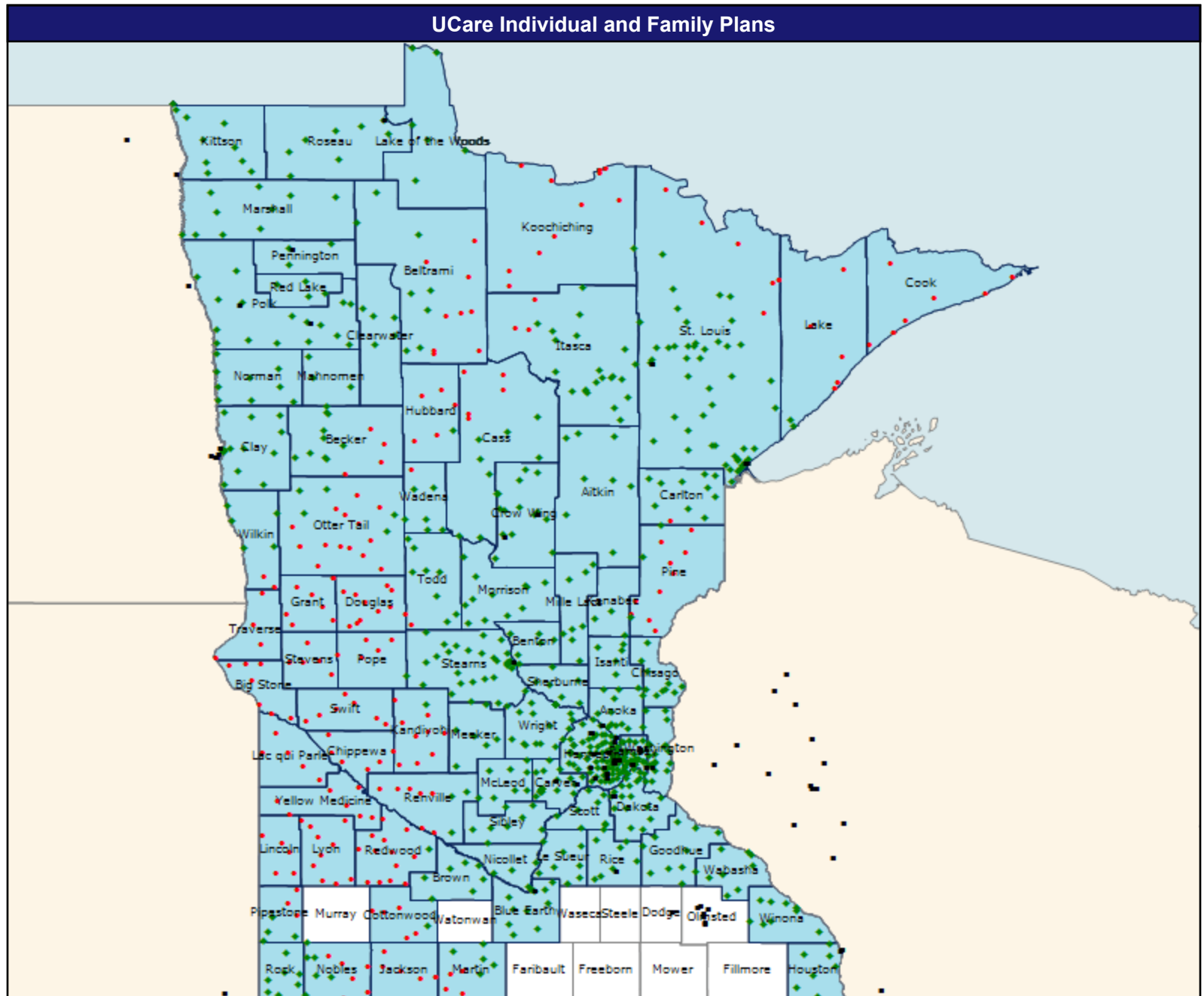
The Access Standard is defined as
(Census) employees accessing:

1 (Thoracic Surgery) provider in 60
miles and 60 minutes

Service Areas

■ IFP

61.64 miles



Access Detail By County - Thoracic Surgery

July 10, 2024

Access Analysis
 Access Analysis
 Employee / Provider Groups
 Census
 Thoracic Surgery

All Eligibles											
State Name	County	County SSA	Employee #	Provider		With Access		Without Access		Average Distance	Average Time
				Group	Standard	#	%	#	%	1	1
Minnesota	Aitkin	24000	8	Thoracic Surgery	1 in 60 miles and...	8	100.0	0	0.0	36.2	39.5
	Anoka	24010	13	Thoracic Surgery	1 in 60 miles and...	13	100.0	0	0.0	9.5	12.3
	Becker	24020	14	Thoracic Surgery	1 in 60 miles and...	10	71.4	4	28.6	48.5	53.2
	Beltrami	24030	17	Thoracic Surgery	1 in 60 miles and...	8	47.1	9	52.9	55.4	60.3
	Benton	24040	5	Thoracic Surgery	1 in 60 miles and...	5	100.0	0	0.0	16.0	19.2
	Big Stone	24050	7	Thoracic Surgery	1 in 60 miles and...	0	0.0	7	100.0	98.7	112.9
	Blue Earth	24060	12	Thoracic Surgery	1 in 60 miles and...	12	100.0	0	0.0	11.8	13.0
	Brown	24070	7	Thoracic Surgery	1 in 60 miles and...	7	100.0	0	0.0	36.8	40.1
	Carlton	24080	11	Thoracic Surgery	1 in 60 miles and...	10	90.9	1	9.1	34.2	45.9
	Carver	24090	34	Thoracic Surgery	1 in 60 miles and...	34	100.0	0	0.0	9.2	10.0
	Cass	24100	12	Thoracic Surgery	1 in 60 miles and...	7	58.3	5	41.7	44.6	48.6
	Chippewa	24110	5	Thoracic Surgery	1 in 60 miles and...	0	0.0	5	100.0	87.3	100.1
	Chisago	24120	11	Thoracic Surgery	1 in 60 miles and...	11	100.0	0	0.0	33.2	39.5
	Clay	24130	14	Thoracic Surgery	1 in 60 miles and...	14	100.0	0	0.0	15.0	17.1
	Clearwater	24140	5	Thoracic Surgery	1 in 60 miles and...	5	100.0	0	0.0	31.4	34.2
	Cook	24150	7	Thoracic Surgery	1 in 60 miles and...	0	0.0	7	100.0	108.5	130.6
	Cottonwood	24160	6	Thoracic Surgery	1 in 60 miles and...	1	16.7	5	83.3	63.6	69.3
	Crow Wing	24170	15	Thoracic Surgery	1 in 60 miles and...	15	100.0	0	0.0	12.2	13.2
	Dakota	24180	20	Thoracic Surgery	1 in 60 miles and...	20	100.0	0	0.0	9.9	12.4
	Douglas	24200	11	Thoracic Surgery	1 in 60 miles and...	0	0.0	11	100.0	67.0	76.1
	Goodhue	24240	10	Thoracic Surgery	1 in 60 miles and...	10	100.0	0	0.0	23.9	26.4
	Grant	24250	7	Thoracic Surgery	1 in 60 miles and...	0	0.0	7	100.0	79.3	88.2
	Hennepin	24260	106	Thoracic Surgery	1 in 60 miles and...	106	100.0	0	0.0	4.3	5.9
	Houston	24270	7	Thoracic Surgery	1 in 60 miles and...	7	100.0	0	0.0	17.7	19.2
	Hubbard	24280	6	Thoracic Surgery	1 in 60 miles and...	1	16.7	5	83.3	62.9	68.6
	Isanti	24290	5	Thoracic Surgery	1 in 60 miles and...	5	100.0	0	0.0	31.8	38.1
	Itasca	24300	25	Thoracic Surgery	1 in 60 miles and...	22	88.0	3	12.0	36.0	39.2
	Jackson	24310	5	Thoracic Surgery	1 in 60 miles and...	0	0.0	5	100.0	72.4	80.3
	Kanabec	24320	3	Thoracic Surgery	1 in 60 miles and...	3	100.0	0	0.0	45.2	54.2
	Kandiyohi	24330	11	Thoracic Surgery	1 in 60 miles and...	1	9.1	10	90.9	59.3	68.3
	Kittson	24340	10	Thoracic Surgery	1 in 60 miles and...	10	100.0	0	0.0	26.6	29.2
	Koochiching	24350	12	Thoracic Surgery	1 in 60 miles and...	1	8.3	11	91.7	75.7	82.5
	Lac qui Parle	24360	5	Thoracic Surgery	1 in 60 miles and...	0	0.0	5	100.0	106.0	125.4
	Lake	24370	7	Thoracic Surgery	1 in 60 miles and...	2	28.6	5	71.4	59.9	75.6
	Lake of the Woods	24380	6	Thoracic Surgery	1 in 60 miles and...	6	100.0	0	0.0	31.9	34.7
	Le Sueur	24390	8	Thoracic Surgery	1 in 60 miles and...	8	100.0	0	0.0	18.8	20.4
	Lincoln	24400	5	Thoracic Surgery	1 in 60 miles and...	0	0.0	5	100.0	68.1	81.7
	Lyon	24410	10	Thoracic Surgery	1 in 60 miles and...	0	0.0	10	100.0	82.4	96.6
	Mahnomen	24430	3	Thoracic Surgery	1 in 60 miles and...	3	100.0	0	0.0	26.4	28.7
	Marshall	24440	10	Thoracic Surgery	1 in 60 miles and...	10	100.0	0	0.0	26.5	28.9

Access Detail By County - Thoracic Surgery

July 10, 2024

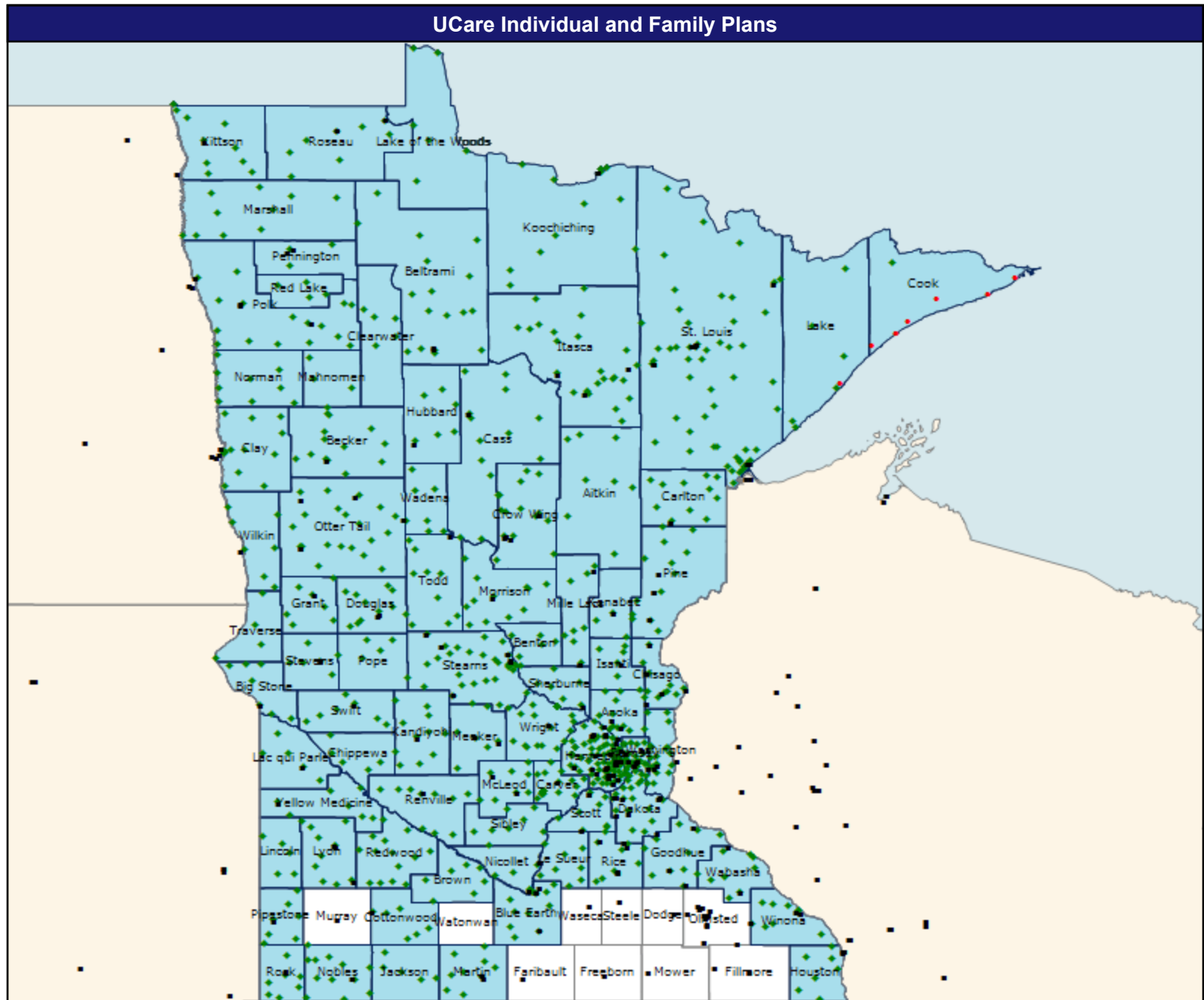
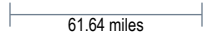
Access Analysis
 Access Analysis
 Employee / Provider Groups
 Census
 Thoracic Surgery

All Eligibles											
State Name	County	County SSA	Employee #	Provider		With Access		Without Access		Average Distance	Average Time
				Group	Standard	#	%	#	%	1	1
Minnesota	Martin	24450	9	Thoracic Surgery	1 in 60 miles and...	5	55.6	4	44.4	54.2	59.0
	McLeod	24420	8	Thoracic Surgery	1 in 60 miles and...	8	100.0	0	0.0	24.1	26.3
	Meeker	24460	7	Thoracic Surgery	1 in 60 miles and...	7	100.0	0	0.0	38.9	44.8
	Mille Lacs	24470	8	Thoracic Surgery	1 in 60 miles and...	8	100.0	0	0.0	35.0	40.8
	Morrison	24480	13	Thoracic Surgery	1 in 60 miles and...	13	100.0	0	0.0	28.0	31.7
	Nicollet	24510	5	Thoracic Surgery	1 in 60 miles and...	5	100.0	0	0.0	18.5	20.1
	Nobles	24520	12	Thoracic Surgery	1 in 60 miles and...	6	50.0	6	50.0	51.7	62.0
	Norman	24530	9	Thoracic Surgery	1 in 60 miles and...	9	100.0	0	0.0	30.6	33.4
	Otter Tail	24550	20	Thoracic Surgery	1 in 60 miles and...	5	25.0	15	75.0	59.9	66.1
	Pennington	24560	3	Thoracic Surgery	1 in 60 miles and...	3	100.0	0	0.0	8.8	9.6
	Pine	24570	13	Thoracic Surgery	1 in 60 miles and...	3	23.1	10	76.9	55.3	65.4
	Pipestone	24580	8	Thoracic Surgery	1 in 60 miles and...	5	62.5	3	37.5	48.7	58.4
	Polk	24590	16	Thoracic Surgery	1 in 60 miles and...	16	100.0	0	0.0	14.1	15.4
	Pope	24600	5	Thoracic Surgery	1 in 60 miles and...	0	0.0	5	100.0	65.2	78.2
	Ramsey	24610	36	Thoracic Surgery	1 in 60 miles and...	36	100.0	0	0.0	2.7	4.5
	Red Lake	24620	4	Thoracic Surgery	1 in 60 miles and...	4	100.0	0	0.0	16.5	18.0
	Redwood	24630	14	Thoracic Surgery	1 in 60 miles and...	1	7.1	13	92.9	68.7	75.0
	Renville	24640	10	Thoracic Surgery	1 in 60 miles and...	3	30.0	7	70.0	59.3	64.6
	Rice	24650	8	Thoracic Surgery	1 in 60 miles and...	8	100.0	0	0.0	12.6	14.0
	Rock	24660	7	Thoracic Surgery	1 in 60 miles and...	7	100.0	0	0.0	29.4	35.2
	Roseau	24670	8	Thoracic Surgery	1 in 60 miles and...	8	100.0	0	0.0	23.4	25.5
	Scott	24690	8	Thoracic Surgery	1 in 60 miles and...	8	100.0	0	0.0	12.5	14.5
	Sherburne	24700	7	Thoracic Surgery	1 in 60 miles and...	7	100.0	0	0.0	18.7	22.4
	Sibley	24710	7	Thoracic Surgery	1 in 60 miles and...	7	100.0	0	0.0	32.1	35.5
	St. Louis	24680	55	Thoracic Surgery	1 in 60 miles and...	49	89.1	6	10.9	26.5	30.6
	Stearns	24720	34	Thoracic Surgery	1 in 60 miles and...	34	100.0	0	0.0	17.8	21.4
	Stevens	24740	5	Thoracic Surgery	1 in 60 miles and...	0	0.0	5	100.0	89.2	103.6
	Swift	24750	7	Thoracic Surgery	1 in 60 miles and...	0	0.0	7	100.0	79.1	94.9
	Todd	24760	9	Thoracic Surgery	1 in 60 miles and...	8	88.9	1	11.1	43.0	48.4
	Traverse	24770	4	Thoracic Surgery	1 in 60 miles and...	0	0.0	4	100.0	77.5	87.8
	Wabasha	24780	9	Thoracic Surgery	1 in 60 miles and...	9	100.0	0	0.0	22.2	24.3
	Wadena	24790	7	Thoracic Surgery	1 in 60 miles and...	6	85.7	1	14.3	41.8	45.6
	Washington	24810	21	Thoracic Surgery	1 in 60 miles and...	21	100.0	0	0.0	8.4	10.5
	Wilkin	24830	7	Thoracic Surgery	1 in 60 miles and...	5	71.4	2	28.6	45.5	51.7
	Winona	24840	10	Thoracic Surgery	1 in 60 miles and...	10	100.0	0	0.0	28.3	30.8
	Wright	24850	31	Thoracic Surgery	1 in 60 miles and...	31	100.0	0	0.0	23.5	27.7
	Yellow Medicine	24860	7	Thoracic Surgery	1 in 60 miles and...	0	0.0	7	100.0	88.8	99.6
Grand Totals			946	Thoracic Surgery	1 in 60 miles and...	730	77.2	216	22.8	32.0	36.7

Urology

July 10, 2024

- Urology
- 903 providers at 266 locations
 - All providers
- Access Analysis
- Employee Group
 - Census
 - Provider Group
 - Urology
- 946 employee locations
 - ◆ With access (939)
 - Without access (7)
- The Access Standard is defined as (Census) employees accessing:
 - 1 (Urology) provider in 60 miles and 60 minutes
- Service Areas
 - IFP



Access Detail By County - Urology

July 10, 2024

Access Analysis
 Access Analysis
 Employee / Provider Groups
 Census
 Urology

All Eligibles											
State Name	County	County SSA	Employee #	Provider		With Access		Without Access		Average Distance	Average Time
				Group	Standard	#	%	#	%	1	1
Minnesota	Aitkin	24000	8	Urology	1 in 60 miles and...	8	100.0	0	0.0	24.4	26.6
	Anoka	24010	13	Urology	1 in 60 miles and...	13	100.0	0	0.0	5.4	6.4
	Becker	24020	14	Urology	1 in 60 miles and...	14	100.0	0	0.0	13.5	14.9
	Beltrami	24030	17	Urology	1 in 60 miles and...	17	100.0	0	0.0	25.3	27.5
	Benton	24040	5	Urology	1 in 60 miles and...	5	100.0	0	0.0	14.1	15.4
	Big Stone	24050	7	Urology	1 in 60 miles and...	7	100.0	0	0.0	15.1	16.5
	Blue Earth	24060	12	Urology	1 in 60 miles and...	12	100.0	0	0.0	7.6	8.3
	Brown	24070	7	Urology	1 in 60 miles and...	7	100.0	0	0.0	29.2	31.8
	Carlton	24080	11	Urology	1 in 60 miles and...	11	100.0	0	0.0	15.6	16.9
	Carver	24090	34	Urology	1 in 60 miles and...	34	100.0	0	0.0	9.4	10.3
	Cass	24100	12	Urology	1 in 60 miles and...	12	100.0	0	0.0	18.1	19.7
	Chippewa	24110	5	Urology	1 in 60 miles and...	5	100.0	0	0.0	22.4	24.4
	Chisago	24120	11	Urology	1 in 60 miles and...	11	100.0	0	0.0	3.5	3.7
	Clay	24130	14	Urology	1 in 60 miles and...	14	100.0	0	0.0	14.2	15.9
	Clearwater	24140	5	Urology	1 in 60 miles and...	5	100.0	0	0.0	24.1	26.3
	Cook	24150	7	Urology	1 in 60 miles and...	1	14.3	6	85.7	70.0	76.3
	Cottonwood	24160	6	Urology	1 in 60 miles and...	6	100.0	0	0.0	16.8	18.3
	Crow Wing	24170	15	Urology	1 in 60 miles and...	15	100.0	0	0.0	11.9	13.0
	Dakota	24180	20	Urology	1 in 60 miles and...	20	100.0	0	0.0	4.9	6.3
	Douglas	24200	11	Urology	1 in 60 miles and...	11	100.0	0	0.0	11.8	12.8
	Goodhue	24240	10	Urology	1 in 60 miles and...	10	100.0	0	0.0	6.1	6.6
	Grant	24250	7	Urology	1 in 60 miles and...	7	100.0	0	0.0	13.3	14.5
	Hennepin	24260	106	Urology	1 in 60 miles and...	106	100.0	0	0.0	3.2	4.5
	Houston	24270	7	Urology	1 in 60 miles and...	7	100.0	0	0.0	16.2	17.6
	Hubbard	24280	6	Urology	1 in 60 miles and...	6	100.0	0	0.0	13.0	14.2
	Isanti	24290	5	Urology	1 in 60 miles and...	5	100.0	0	0.0	7.7	8.3
	Itasca	24300	25	Urology	1 in 60 miles and...	25	100.0	0	0.0	15.7	17.1
	Jackson	24310	5	Urology	1 in 60 miles and...	5	100.0	0	0.0	22.2	24.2
	Kanabec	24320	3	Urology	1 in 60 miles and...	3	100.0	0	0.0	7.9	8.6
	Kandiyohi	24330	11	Urology	1 in 60 miles and...	11	100.0	0	0.0	12.8	13.9
	Kittson	24340	10	Urology	1 in 60 miles and...	10	100.0	0	0.0	17.3	19.0
	Koochiching	24350	12	Urology	1 in 60 miles and...	12	100.0	0	0.0	27.6	30.0
	Lac qui Parle	24360	5	Urology	1 in 60 miles and...	5	100.0	0	0.0	13.3	14.4
	Lake	24370	7	Urology	1 in 60 miles and...	6	85.7	1	14.3	42.2	47.1
	Lake of the Woods	24380	6	Urology	1 in 60 miles and...	6	100.0	0	0.0	31.9	34.7
	Le Sueur	24390	8	Urology	1 in 60 miles and...	8	100.0	0	0.0	11.3	12.3
	Lincoln	24400	5	Urology	1 in 60 miles and...	5	100.0	0	0.0	21.1	22.9
	Lyon	24410	10	Urology	1 in 60 miles and...	10	100.0	0	0.0	11.0	11.9
	Mahnomen	24430	3	Urology	1 in 60 miles and...	3	100.0	0	0.0	25.4	27.6
	Marshall	24440	10	Urology	1 in 60 miles and...	10	100.0	0	0.0	24.8	27.0

Access Detail By County - Urology

July 10, 2024

Access Analysis
 Access Analysis
 Employee / Provider Groups
 Census
 Urology

All Eligibles											
State Name	County	County SSA	Employee #	Provider		With Access		Without Access		Average Distance	Average Time
				Group	Standard	#	%	#	%	1	1
Minnesota	Martin	24450	9	Urology	1 in 60 miles and...	9	100.0	0	0.0	12.0	13.1
	McLeod	24420	8	Urology	1 in 60 miles and...	8	100.0	0	0.0	9.2	10.0
	Meeker	24460	7	Urology	1 in 60 miles and...	7	100.0	0	0.0	8.9	9.7
	Mille Lacs	24470	8	Urology	1 in 60 miles and...	8	100.0	0	0.0	10.4	11.5
	Morrison	24480	13	Urology	1 in 60 miles and...	13	100.0	0	0.0	14.0	15.3
	Nicollet	24510	5	Urology	1 in 60 miles and...	5	100.0	0	0.0	12.4	13.5
	Nobles	24520	12	Urology	1 in 60 miles and...	12	100.0	0	0.0	13.0	14.1
	Norman	24530	9	Urology	1 in 60 miles and...	9	100.0	0	0.0	29.5	32.1
	Otter Tail	24550	20	Urology	1 in 60 miles and...	20	100.0	0	0.0	12.0	13.1
	Pennington	24560	3	Urology	1 in 60 miles and...	3	100.0	0	0.0	8.6	9.3
	Pine	24570	13	Urology	1 in 60 miles and...	13	100.0	0	0.0	9.0	9.8
	Pipestone	24580	8	Urology	1 in 60 miles and...	8	100.0	0	0.0	10.9	11.8
	Polk	24590	16	Urology	1 in 60 miles and...	16	100.0	0	0.0	13.8	15.0
	Pope	24600	5	Urology	1 in 60 miles and...	5	100.0	0	0.0	14.7	16.0
	Ramsey	24610	36	Urology	1 in 60 miles and...	36	100.0	0	0.0	1.9	3.3
	Red Lake	24620	4	Urology	1 in 60 miles and...	4	100.0	0	0.0	15.7	17.1
	Redwood	24630	14	Urology	1 in 60 miles and...	14	100.0	0	0.0	20.4	22.2
	Renville	24640	10	Urology	1 in 60 miles and...	10	100.0	0	0.0	14.0	15.2
	Rice	24650	8	Urology	1 in 60 miles and...	8	100.0	0	0.0	6.0	6.5
	Rock	24660	7	Urology	1 in 60 miles and...	7	100.0	0	0.0	9.3	10.1
	Roseau	24670	8	Urology	1 in 60 miles and...	8	100.0	0	0.0	13.4	14.6
	Scott	24690	8	Urology	1 in 60 miles and...	8	100.0	0	0.0	6.7	7.5
	Sherburne	24700	7	Urology	1 in 60 miles and...	7	100.0	0	0.0	10.8	11.8
	Sibley	24710	7	Urology	1 in 60 miles and...	7	100.0	0	0.0	17.5	19.2
	St. Louis	24680	55	Urology	1 in 60 miles and...	55	100.0	0	0.0	15.4	17.3
	Stearns	24720	34	Urology	1 in 60 miles and...	34	100.0	0	0.0	7.4	8.2
	Stevens	24740	5	Urology	1 in 60 miles and...	5	100.0	0	0.0	8.8	9.6
	Swift	24750	7	Urology	1 in 60 miles and...	7	100.0	0	0.0	12.7	13.8
	Todd	24760	9	Urology	1 in 60 miles and...	9	100.0	0	0.0	17.0	18.5
	Traverse	24770	4	Urology	1 in 60 miles and...	4	100.0	0	0.0	29.4	32.0
	Wabasha	24780	9	Urology	1 in 60 miles and...	9	100.0	0	0.0	10.1	10.9
	Wadena	24790	7	Urology	1 in 60 miles and...	7	100.0	0	0.0	11.0	12.0
	Washington	24810	21	Urology	1 in 60 miles and...	21	100.0	0	0.0	5.7	6.8
	Wilkin	24830	7	Urology	1 in 60 miles and...	7	100.0	0	0.0	15.0	16.3
	Winona	24840	10	Urology	1 in 60 miles and...	10	100.0	0	0.0	6.9	7.5
	Wright	24850	31	Urology	1 in 60 miles and...	31	100.0	0	0.0	11.4	12.5
	Yellow Medicine	24860	7	Urology	1 in 60 miles and...	7	100.0	0	0.0	18.7	20.4
Grand Totals			946	Urology	1 in 60 miles and...	939	99.3	7	0.7	12.5	13.9

Vascular Surgery

July 10, 2024

Vascular Surgery

343 providers at 137 locations

■ All providers

Access Analysis

Employee Group

Census

Provider Group

Vascular Surgery

946 employee locations

◆ With access (915)

● Without access (31)

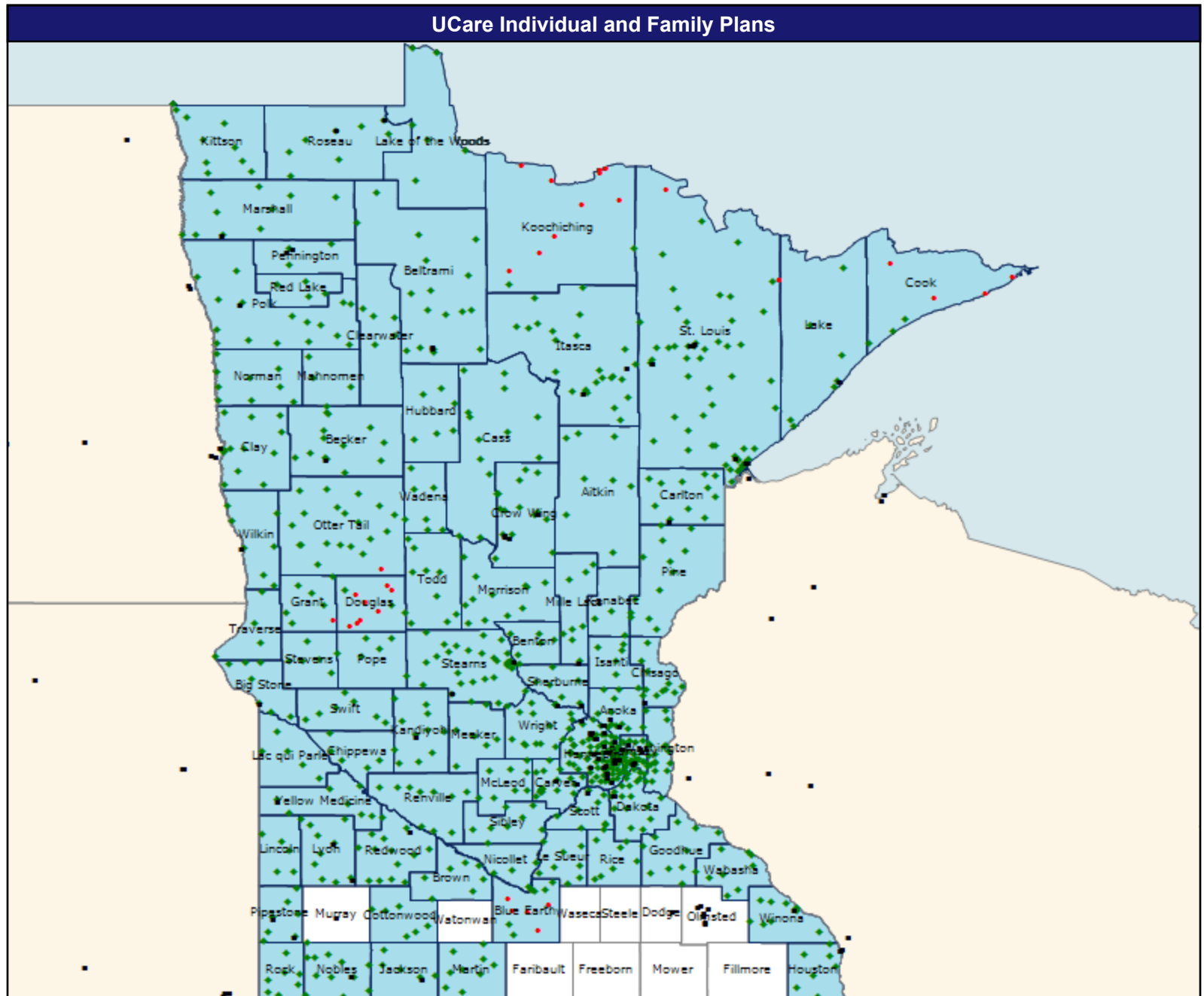
The Access Standard is defined as (Census) employees accessing:

1 (Vascular Surgery) provider in 60 miles and 60 minutes

Service Areas

■ IFP

61.64 miles



Access Detail By County - Vascular Surgery

July 10, 2024

Access Analysis
 Access Analysis
 Employee / Provider Groups
 Census
 Vascular Surgery

All Eligibles											
State Name	County	County SSA	Employee #	Provider		With Access		Without Access		Average Distance	Average Time
				Group	Standard	#	%	#	%	1	1
Minnesota	Aitkin	24000	8	Vascular Surgery	1 in 60 miles and...	8	100.0	0	0.0	26.6	29.0
	Anoka	24010	13	Vascular Surgery	1 in 60 miles and...	13	100.0	0	0.0	5.8	6.9
	Becker	24020	14	Vascular Surgery	1 in 60 miles and...	14	100.0	0	0.0	15.7	17.2
	Beltrami	24030	17	Vascular Surgery	1 in 60 miles and...	17	100.0	0	0.0	25.3	27.5
	Benton	24040	5	Vascular Surgery	1 in 60 miles and...	5	100.0	0	0.0	15.1	17.7
	Big Stone	24050	7	Vascular Surgery	1 in 60 miles and...	7	100.0	0	0.0	15.1	16.5
	Blue Earth	24060	12	Vascular Surgery	1 in 60 miles and...	7	58.3	5	41.7	53.2	58.4
	Brown	24070	7	Vascular Surgery	1 in 60 miles and...	7	100.0	0	0.0	36.7	40.0
	Carlton	24080	11	Vascular Surgery	1 in 60 miles and...	11	100.0	0	0.0	16.1	17.5
	Carver	24090	34	Vascular Surgery	1 in 60 miles and...	34	100.0	0	0.0	9.3	10.1
	Cass	24100	12	Vascular Surgery	1 in 60 miles and...	12	100.0	0	0.0	31.8	34.7
	Chippewa	24110	5	Vascular Surgery	1 in 60 miles and...	5	100.0	0	0.0	34.0	37.0
	Chisago	24120	11	Vascular Surgery	1 in 60 miles and...	11	100.0	0	0.0	13.9	15.1
	Clay	24130	14	Vascular Surgery	1 in 60 miles and...	14	100.0	0	0.0	15.0	16.9
	Clearwater	24140	5	Vascular Surgery	1 in 60 miles and...	5	100.0	0	0.0	28.3	30.9
	Cook	24150	7	Vascular Surgery	1 in 60 miles and...	3	42.9	4	57.1	58.1	63.4
	Cottonwood	24160	6	Vascular Surgery	1 in 60 miles and...	6	100.0	0	0.0	23.0	25.1
	Crow Wing	24170	15	Vascular Surgery	1 in 60 miles and...	15	100.0	0	0.0	11.9	13.0
	Dakota	24180	20	Vascular Surgery	1 in 60 miles and...	20	100.0	0	0.0	10.3	13.4
	Douglas	24200	11	Vascular Surgery	1 in 60 miles and...	3	27.3	8	72.7	57.1	62.2
	Goodhue	24240	10	Vascular Surgery	1 in 60 miles and...	10	100.0	0	0.0	24.9	27.6
	Grant	24250	7	Vascular Surgery	1 in 60 miles and...	6	85.7	1	14.3	45.1	49.2
	Hennepin	24260	106	Vascular Surgery	1 in 60 miles and...	106	100.0	0	0.0	4.1	5.6
	Houston	24270	7	Vascular Surgery	1 in 60 miles and...	7	100.0	0	0.0	16.1	17.5
	Hubbard	24280	6	Vascular Surgery	1 in 60 miles and...	6	100.0	0	0.0	31.5	34.3
	Isanti	24290	5	Vascular Surgery	1 in 60 miles and...	5	100.0	0	0.0	19.6	21.3
	Itasca	24300	25	Vascular Surgery	1 in 60 miles and...	25	100.0	0	0.0	20.2	22.0
	Jackson	24310	5	Vascular Surgery	1 in 60 miles and...	5	100.0	0	0.0	12.5	13.5
	Kanabec	24320	3	Vascular Surgery	1 in 60 miles and...	3	100.0	0	0.0	28.4	30.9
	Kandiyohi	24330	11	Vascular Surgery	1 in 60 miles and...	11	100.0	0	0.0	13.2	14.4
	Kittson	24340	10	Vascular Surgery	1 in 60 miles and...	10	100.0	0	0.0	33.3	36.6
	Koochiching	24350	12	Vascular Surgery	1 in 60 miles and...	2	16.7	10	83.3	70.1	76.4
	Lac qui Parle	24360	5	Vascular Surgery	1 in 60 miles and...	5	100.0	0	0.0	22.9	24.9
	Lake	24370	7	Vascular Surgery	1 in 60 miles and...	7	100.0	0	0.0	23.5	25.8
	Lake of the Woods	24380	6	Vascular Surgery	1 in 60 miles and...	6	100.0	0	0.0	31.9	34.7
	Le Sueur	24390	8	Vascular Surgery	1 in 60 miles and...	8	100.0	0	0.0	35.0	38.1
	Lincoln	24400	5	Vascular Surgery	1 in 60 miles and...	5	100.0	0	0.0	21.1	22.9
	Lyon	24410	10	Vascular Surgery	1 in 60 miles and...	10	100.0	0	0.0	11.0	12.0
	Mahnomen	24430	3	Vascular Surgery	1 in 60 miles and...	3	100.0	0	0.0	39.7	43.3
	Marshall	24440	10	Vascular Surgery	1 in 60 miles and...	10	100.0	0	0.0	18.4	20.0

Access Detail By County - Vascular Surgery

July 10, 2024

Access Analysis
 Access Analysis
 Employee / Provider Groups
 Census
 Vascular Surgery

All Eligibles											
State Name	County	County SSA	Employee #	Provider		With Access		Without Access		Average Distance	Average Time
				Group	Standard	#	%	#	%	1	1
Minnesota	Martin	24450	9	Vascular Surgery	1 in 60 miles and...	9	100.0	0	0.0	25.0	27.3
	McLeod	24420	8	Vascular Surgery	1 in 60 miles and...	8	100.0	0	0.0	24.1	26.3
	Meeker	24460	7	Vascular Surgery	1 in 60 miles and...	7	100.0	0	0.0	24.0	26.2
	Mille Lacs	24470	8	Vascular Surgery	1 in 60 miles and...	8	100.0	0	0.0	22.6	24.8
	Morrison	24480	13	Vascular Surgery	1 in 60 miles and...	13	100.0	0	0.0	27.5	30.9
	Nicollet	24510	5	Vascular Surgery	1 in 60 miles and...	5	100.0	0	0.0	44.3	48.3
	Nobles	24520	12	Vascular Surgery	1 in 60 miles and...	12	100.0	0	0.0	13.2	14.4
	Norman	24530	9	Vascular Surgery	1 in 60 miles and...	9	100.0	0	0.0	32.1	35.0
	Otter Tail	24550	20	Vascular Surgery	1 in 60 miles and...	19	95.0	1	5.0	34.6	37.7
	Pennington	24560	3	Vascular Surgery	1 in 60 miles and...	3	100.0	0	0.0	8.6	9.3
	Pine	24570	13	Vascular Surgery	1 in 60 miles and...	13	100.0	0	0.0	25.5	27.8
	Pipestone	24580	8	Vascular Surgery	1 in 60 miles and...	8	100.0	0	0.0	8.5	9.2
	Polk	24590	16	Vascular Surgery	1 in 60 miles and...	16	100.0	0	0.0	26.2	28.5
	Pope	24600	5	Vascular Surgery	1 in 60 miles and...	5	100.0	0	0.0	46.6	50.8
	Ramsey	24610	36	Vascular Surgery	1 in 60 miles and...	36	100.0	0	0.0	1.9	3.2
	Red Lake	24620	4	Vascular Surgery	1 in 60 miles and...	4	100.0	0	0.0	22.5	24.5
	Redwood	24630	14	Vascular Surgery	1 in 60 miles and...	14	100.0	0	0.0	14.7	16.0
	Renville	24640	10	Vascular Surgery	1 in 60 miles and...	10	100.0	0	0.0	21.6	23.6
	Rice	24650	8	Vascular Surgery	1 in 60 miles and...	8	100.0	0	0.0	28.5	32.6
	Rock	24660	7	Vascular Surgery	1 in 60 miles and...	7	100.0	0	0.0	18.5	21.1
	Roseau	24670	8	Vascular Surgery	1 in 60 miles and...	8	100.0	0	0.0	13.4	14.6
	Scott	24690	8	Vascular Surgery	1 in 60 miles and...	8	100.0	0	0.0	11.1	12.8
	Sherburne	24700	7	Vascular Surgery	1 in 60 miles and...	7	100.0	0	0.0	8.5	9.3
	Sibley	24710	7	Vascular Surgery	1 in 60 miles and...	7	100.0	0	0.0	29.5	32.6
	St. Louis	24680	55	Vascular Surgery	1 in 60 miles and...	53	96.4	2	3.6	18.1	20.1
	Stearns	24720	34	Vascular Surgery	1 in 60 miles and...	34	100.0	0	0.0	11.7	13.3
	Stevens	24740	5	Vascular Surgery	1 in 60 miles and...	5	100.0	0	0.0	36.7	40.0
	Swift	24750	7	Vascular Surgery	1 in 60 miles and...	7	100.0	0	0.0	29.2	31.8
	Todd	24760	9	Vascular Surgery	1 in 60 miles and...	9	100.0	0	0.0	39.8	43.4
	Traverse	24770	4	Vascular Surgery	1 in 60 miles and...	4	100.0	0	0.0	30.1	32.8
	Wabasha	24780	9	Vascular Surgery	1 in 60 miles and...	9	100.0	0	0.0	23.9	26.1
	Wadena	24790	7	Vascular Surgery	1 in 60 miles and...	7	100.0	0	0.0	37.9	41.3
	Washington	24810	21	Vascular Surgery	1 in 60 miles and...	21	100.0	0	0.0	9.8	12.8
	Wilkin	24830	7	Vascular Surgery	1 in 60 miles and...	7	100.0	0	0.0	18.5	20.1
	Winona	24840	10	Vascular Surgery	1 in 60 miles and...	10	100.0	0	0.0	11.0	11.9
	Wright	24850	31	Vascular Surgery	1 in 60 miles and...	31	100.0	0	0.0	8.8	9.8
	Yellow Medicine	24860	7	Vascular Surgery	1 in 60 miles and...	7	100.0	0	0.0	18.9	20.6
Grand Totals			946	Vascular Surgery	1 in 60 miles and...	915	96.7	31	3.3	19.4	21.5

Home Health Care Providers

July 10, 2024

Home Health Care Agency

Total Providers: 264

All providers

Service Areas

■ IFP

61.64 miles

