

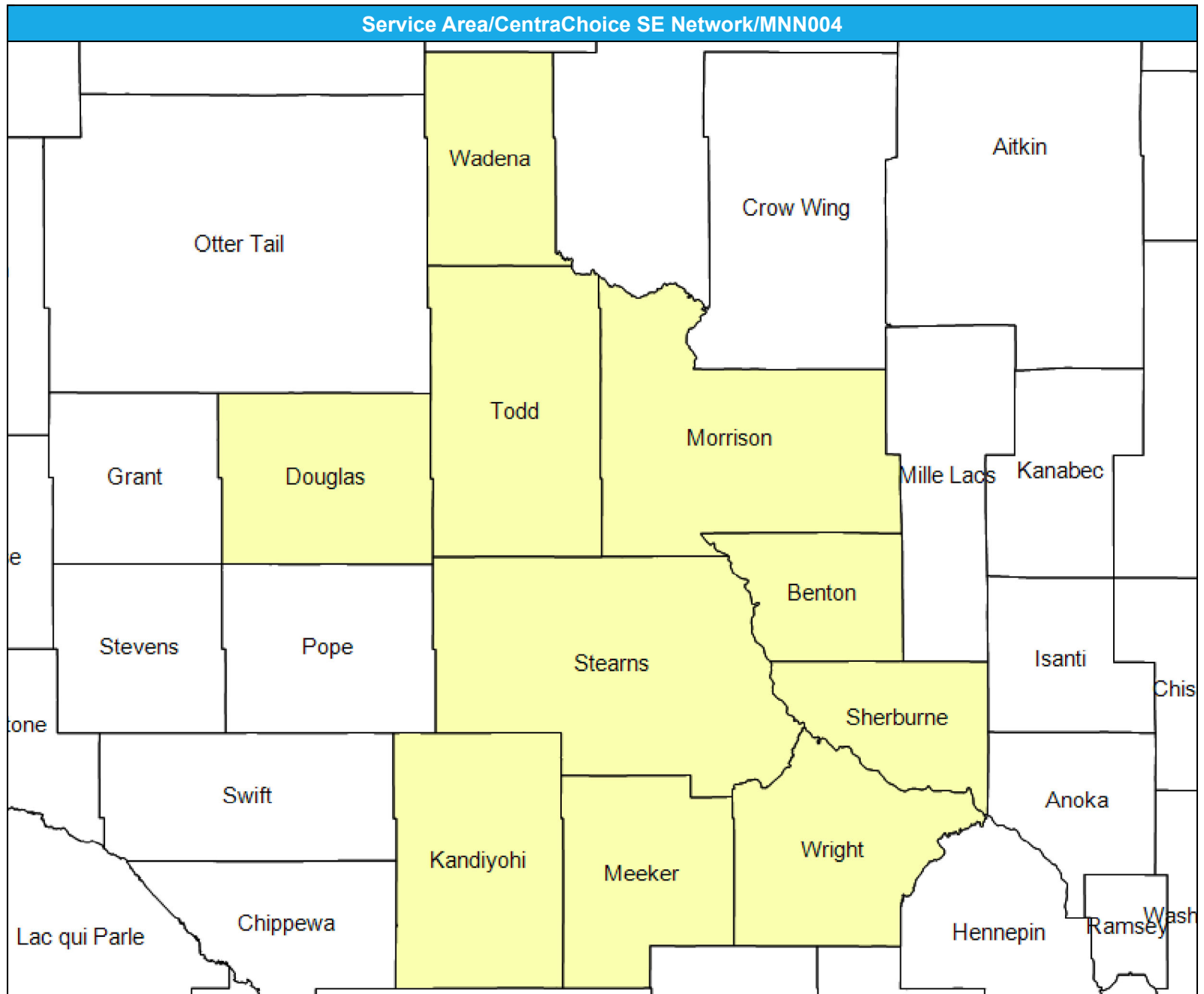
Service Area/CentraChoice SE Network/MNN004

May 8, 2024

Created by...
HealthPartners

Service Areas
■ CentraChoice SE

21.57 miles



General Hospital Facilities/CentraChoice SE Network/MNN004

May 8, 2024

Created by...
HealthPartners

Hospitals
283 providers at 280 locations

◆ All providers

Hospitals
Employee Group
National Proxy Census
(CentraChoice SE)
Provider Group
Hospitals

3,856 eligible locations

● With access (3,851)

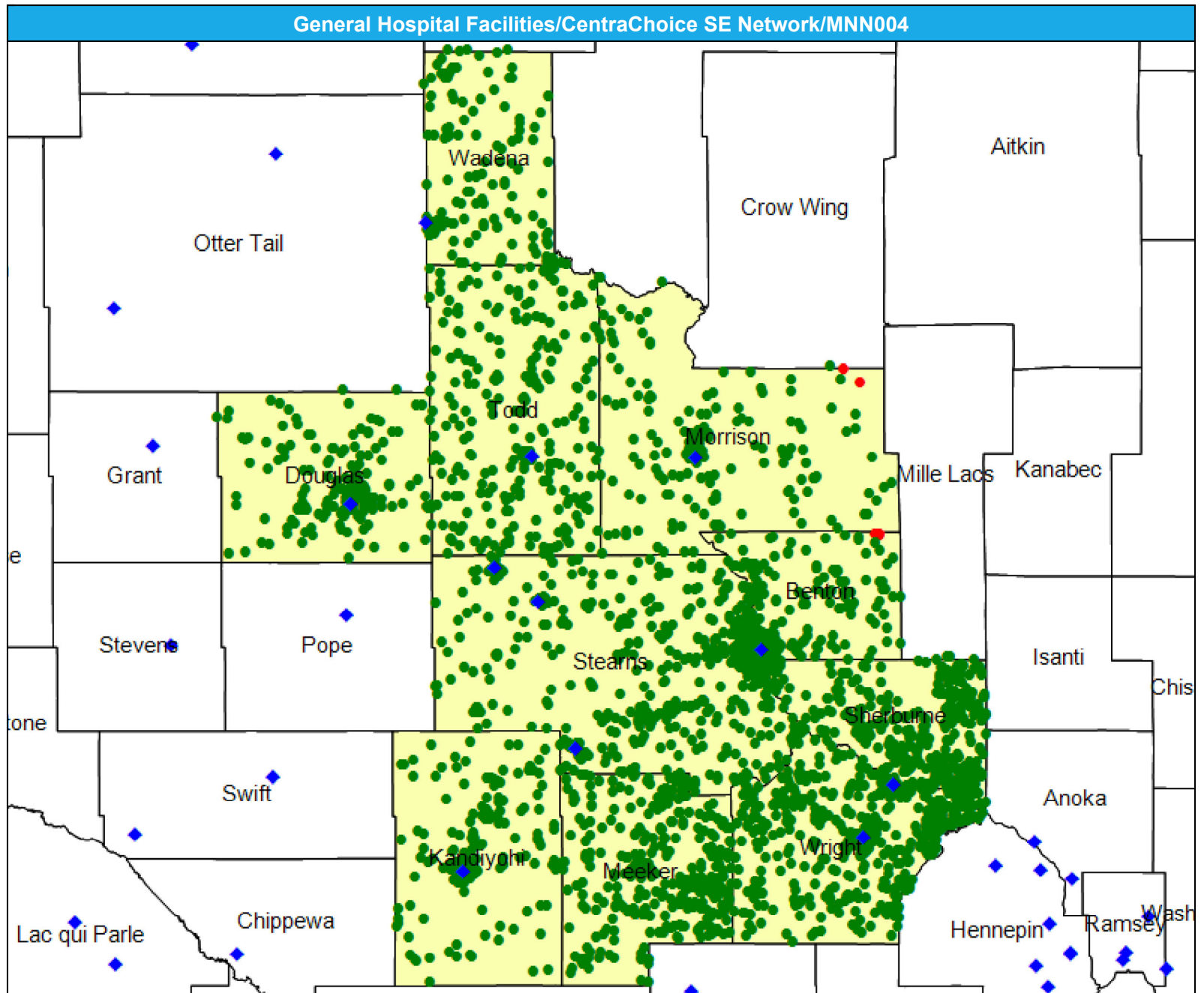
● Without access (5)

The Access Standard is defined as (National Proxy Census (CentraChoice SE)) eligibles accessing:

1 (Hospitals) provider in 30 miles or 30 minutes

Service Areas
■ CentraChoice SE

21.57 miles



Access Detail By County SSA

May 8, 2024

Created by...
HealthPartners

Access Analysis
Hospitals

Eligible / Provider Groups
National Proxy Census
(CentraChoice SE)
Hospitals

¹ The Access Standard is defined as (National Proxy Census (CentraChoice SE)) eligibles accessing:
1 (Hospitals) provider in 30 miles or 30 minutes

General Hospital Facilities/CentraChoice SE Network/MNN004									
State Name	County	County SSA	Eligible	With Access ¹		Without Access ¹		Average Distance	Average Time
			#	#	%	#	%	1	1
Minnesota	Benton	24040	243	240	98.8	3	1.2	9.4	11.2
	Douglas	24200	191	191	100.0	0	0.0	7.8	8.4
	Kandiyohi	24330	231	231	100.0	0	0.0	7.4	8.0
	Meeker	24460	512	512	100.0	0	0.0	18.1	19.7
	Morrison	24480	187	185	98.9	2	1.1	12.5	13.6
	Sherburne	24700	498	498	100.0	0	0.0	12.1	13.2
	Stearns	24720	798	798	100.0	0	0.0	8.0	9.1
	Todd	24760	286	286	100.0	0	0.0	12.8	13.9
	Wadena	24790	167	167	100.0	0	0.0	10.8	11.8
	Wright	24850	743	743	100.0	0	0.0	9.8	10.8
Grand Totals			3,856	3,851	99.9	5	0.1	11.0	12.1

Emergency Medicine Providers/CentraChoice SE Network/MNN004

May 8, 2024

Created by...

HealthPartners

Emergency Medicine Providers

1,220 providers at 204 locations

◆ All providers

Emergency Medicine Providers

Employee Group

National Proxy Census
(CentraChoice SE)

Provider Group

Emergency Medicine Providers

3,856 eligible locations

● With access (3,839)

● Without access (17)

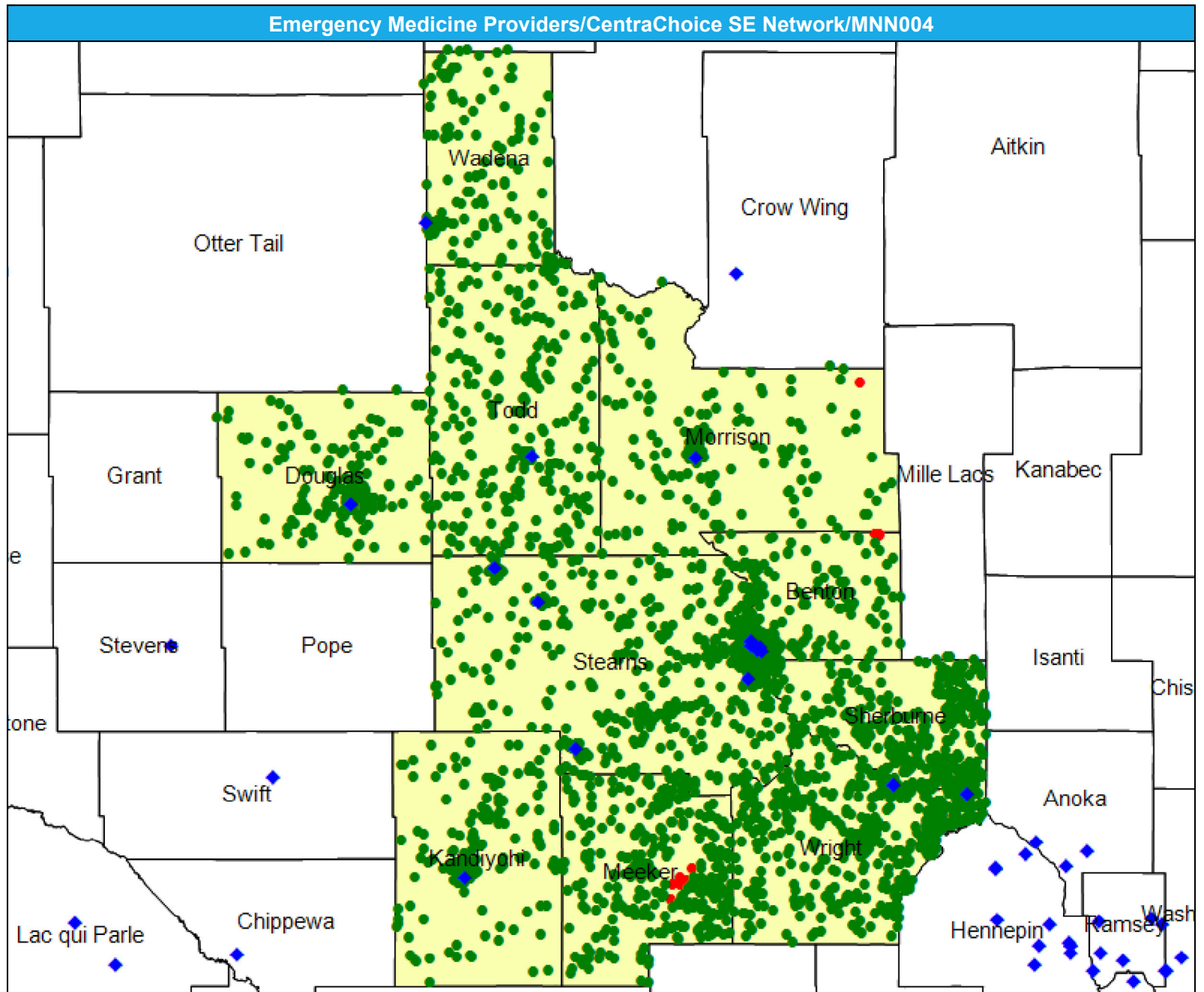
The Access Standard is defined as (National Proxy Census (CentraChoice SE)) eligibles accessing:

1 (Emergency Medicine Providers) provider in 30 miles or 30 minutes

Service Areas

■ CentraChoice SE

21.57 miles



Access Detail By County SSA

May 8, 2024

Created by...
HealthPartners

Access Analysis
Emergency Medicine Providers

Eligible / Provider Groups
National Proxy Census
(CentraChoice SE)
Emergency Medicine
Providers

¹ The Access Standard is defined as (National Proxy Census (CentraChoice SE)) eligibles accessing:
1 (Emergency Medicine Providers) provider in 30 miles or 30 minutes

Emergency Medicine Providers/CentraChoice SE Network/MNN004									
State Name	County	County SSA	Eligible	With Access ¹		Without Access ¹		Average Distance	Average Time
			#	#	%	#	%	1	1
Minnesota	Benton	24040	243	240	98.8	3	1.2	9.0	10.0
	Douglas	24200	191	191	100.0	0	0.0	8.2	8.9
	Kandiyohi	24330	231	231	100.0	0	0.0	7.6	8.2
	Meeker	24460	512	499	97.5	13	2.5	22.7	24.7
	Morrison	24480	187	186	99.5	1	0.5	11.9	13.0
	Sherburne	24700	498	498	100.0	0	0.0	8.6	9.4
	Stearns	24720	798	798	100.0	0	0.0	6.7	7.4
	Todd	24760	286	286	100.0	0	0.0	12.7	13.8
	Wadena	24790	167	167	100.0	0	0.0	10.8	11.8
	Wright	24850	743	743	100.0	0	0.0	11.6	12.7
Grand Totals			3,856	3,839	99.6	17	0.4	11.2	12.2

Primary Care Providers/CentraChoice SE Network/MNN004

May 15, 2024

Created by...
HealthPartners

Primary Care Providers

6,730 providers at 1,503 locations

◆ All providers

Primary Care Providers

Employee Group
National Proxy Census
(CentraChoice SE)

Provider Group
Primary Care Providers

3,856 eligible locations

● With access (3,856)
● Without access (0)

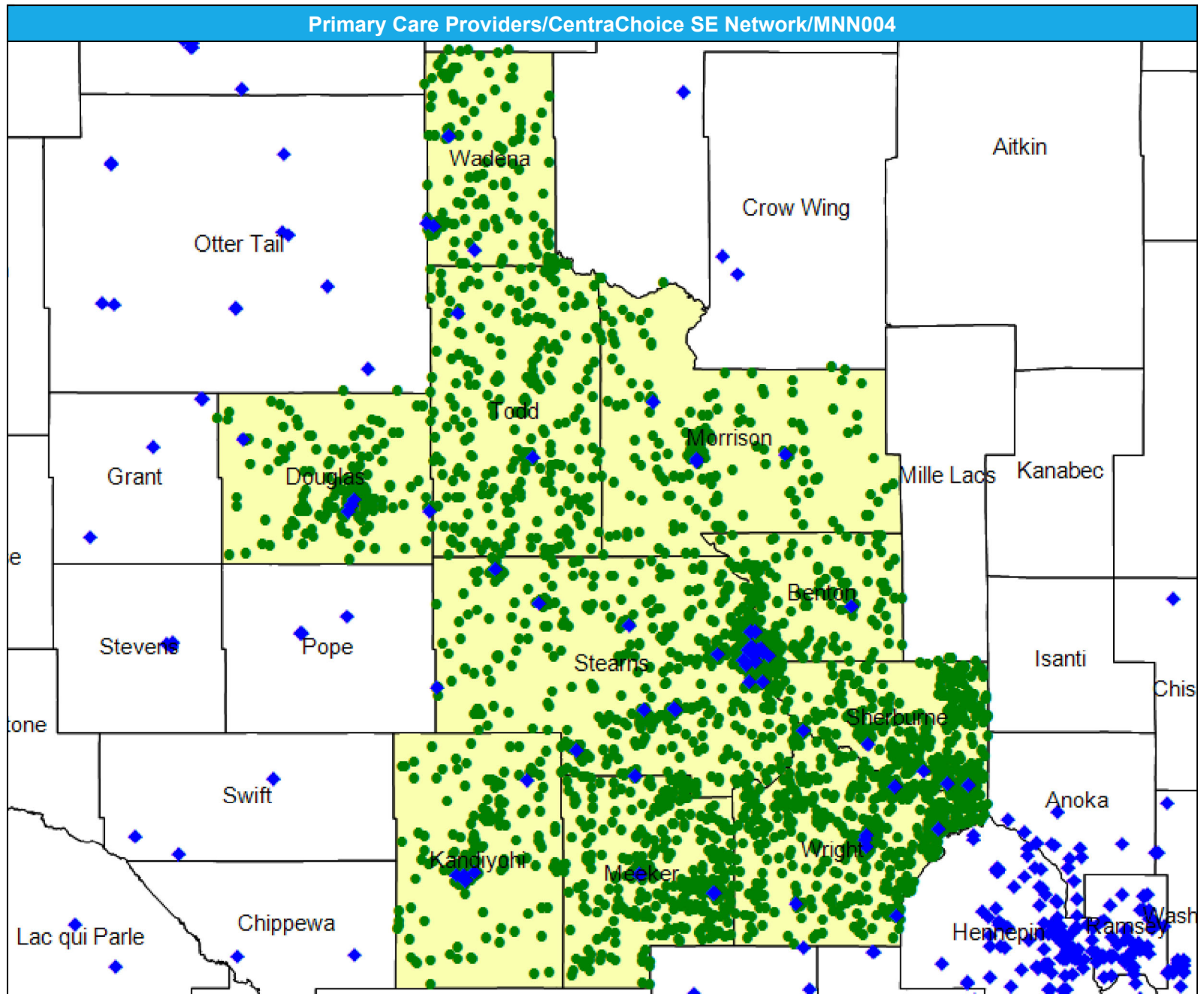
The Access Standard is defined as (National Proxy Census (CentraChoice SE)) eligibles accessing:

1 (Primary Care Providers) provider in 30 miles or 30 minutes

Service Areas

■ CentraChoice SE

21.57 miles



Access Detail By County SSA

May 15, 2024

Created by...
HealthPartners

Access Analysis

Primary Care Providers

Eligible / Provider Groups

National Proxy Census
(CentraChoice SE)

Primary Care Providers

¹ The Access Standard is defined as (National Proxy Census (CentraChoice SE)) eligibles accessing:

1 (Primary Care Providers) provider in 30 miles or 30 minutes

Primary Care Providers/CentraChoice SE Network/MNN004									
State Name	County	County SSA	Eligible	With Access ¹		Without Access ¹		Average Distance	Average Time
			#	#	%	#	%	1	1
Minnesota	Benton	24040	243	243	100.0	0	0.0	4.5	4.9
	Douglas	24200	191	191	100.0	0	0.0	5.0	5.4
	Kandiyohi	24330	231	231	100.0	0	0.0	5.1	5.5
	Meeker	24460	512	512	100.0	0	0.0	5.2	5.6
	Morrison	24480	187	187	100.0	0	0.0	7.5	8.1
	Sherburne	24700	498	498	100.0	0	0.0	5.5	6.0
	Stearns	24720	798	798	100.0	0	0.0	3.4	3.7
	Todd	24760	286	286	100.0	0	0.0	8.9	9.7
	Wadena	24790	167	167	100.0	0	0.0	6.3	6.8
	Wright	24850	743	743	100.0	0	0.0	4.5	4.9
Grand Totals			3,856	3,856	100.0	0	0.0	5.1	5.5

Mental Health Provider Prescribers/CentraChoice SE Network/MNN004

May 8, 2024

Created by...
HealthPartners

Mental Health Provider Prescribers

770 providers at 490 locations

◆ All providers

Mental Health Provider Prescribers

Employee Group

National Proxy Census
(CentraChoice SE)

Provider Group

Mental Health Provider
Prescribers

3,856 eligible locations

● With access (3,705)

● Without access (151)

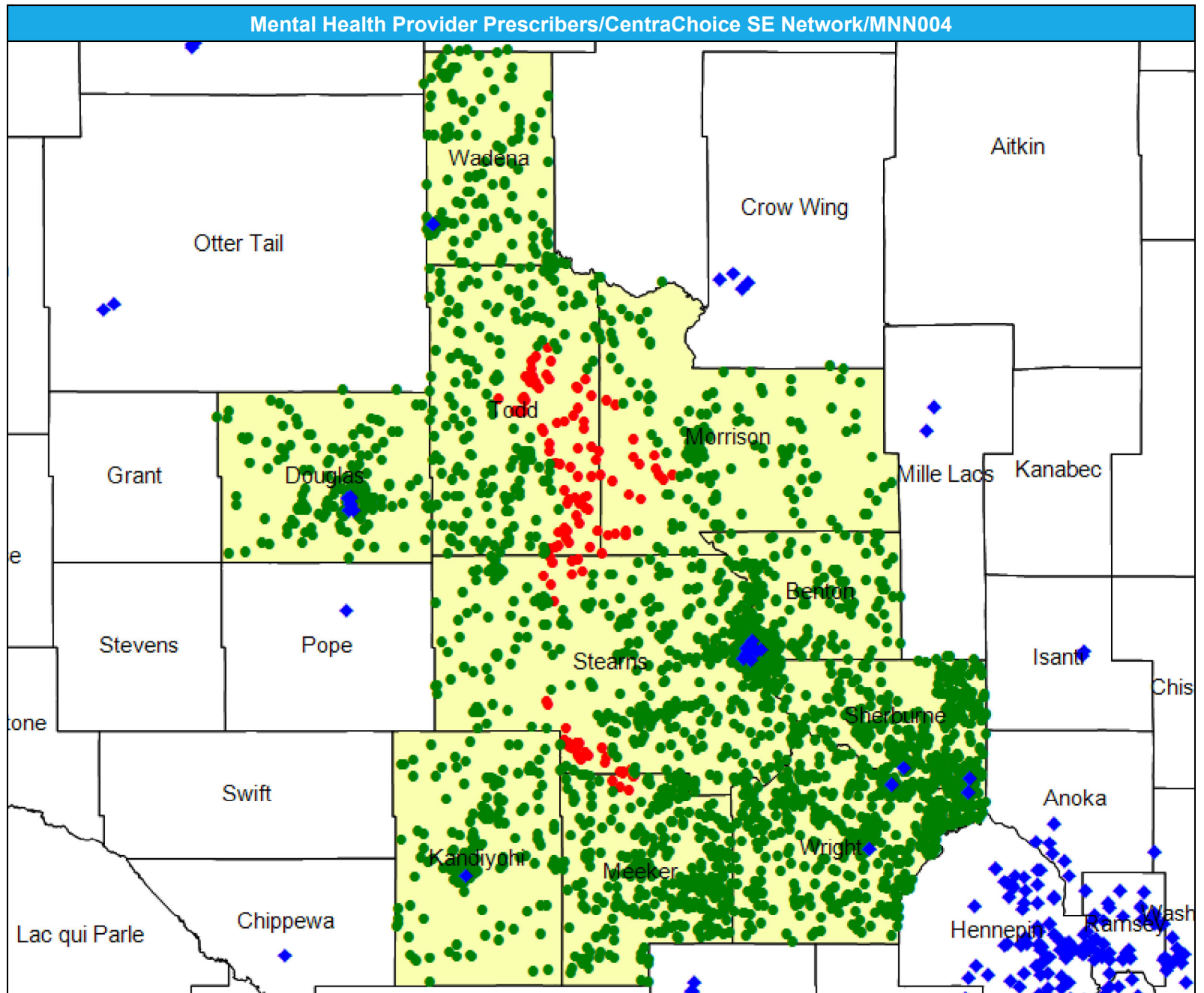
The Access Standard is defined as
(National Proxy Census
(CentraChoice SE)) eligibles
accessing:

1 (Mental Health Provider
Prescribers) provider in 30
miles or 30 minutes

Service Areas

■ CentraChoice SE

21.57 miles



Access Detail By County SSA

May 8, 2024

Created by...
HealthPartners

Access Analysis

Mental Health Provider Prescribers

Eligible / Provider Groups

National Proxy Census (CentraChoice SE)
Mental Health Provider Prescribers

¹ The Access Standard is defined as (National Proxy Census (CentraChoice SE)) eligibles accessing:

1 (Mental Health Provider Prescribers) provider in 30 miles or 30 minutes

Mental Health Provider Prescribers/CentraChoice SE Network/MNN004									
State Name	County	County SSA	Eligible	With Access ¹		Without Access ¹		Average Distance	Average Time
			#	#	%	#	%	1	1
Minnesota	Benton	24040	243	243	100.0	0	0.0	8.8	9.7
	Douglas	24200	191	191	100.0	0	0.0	7.3	8.0
	Kandiyohi	24330	231	231	100.0	0	0.0	8.5	9.2
	Meeker	24460	512	492	96.1	20	3.9	20.1	21.8
	Morrison	24480	187	168	89.8	19	10.2	23.4	25.5
	Sherburne	24700	498	498	100.0	0	0.0	7.3	7.9
	Stearns	24720	798	752	94.2	46	5.8	12.9	14.1
	Todd	24760	286	220	76.9	66	23.1	24.7	26.9
	Wadena	24790	167	167	100.0	0	0.0	10.2	11.1
	Wright	24850	743	743	100.0	0	0.0	8.6	9.4
Grand Totals			3,856	3,705	96.1	151	3.9	12.8	13.9

Mental Health Provider Prescribers: Child and Adolescent Psychiatrist/CentraChoice SE/MNN004

May 8, 2024

Created by...
HealthPartners

Child and Adolescent Psychiatrist

44 providers at 142 locations

◆ All providers

Child and Adolescent Psychiatrist

Employee Group

National Proxy Census
(CentraChoice SE)

Provider Group

Child and Adolescent
Psychiatrist

3,856 eligible locations

● With access (3,351)

● Without access (505)

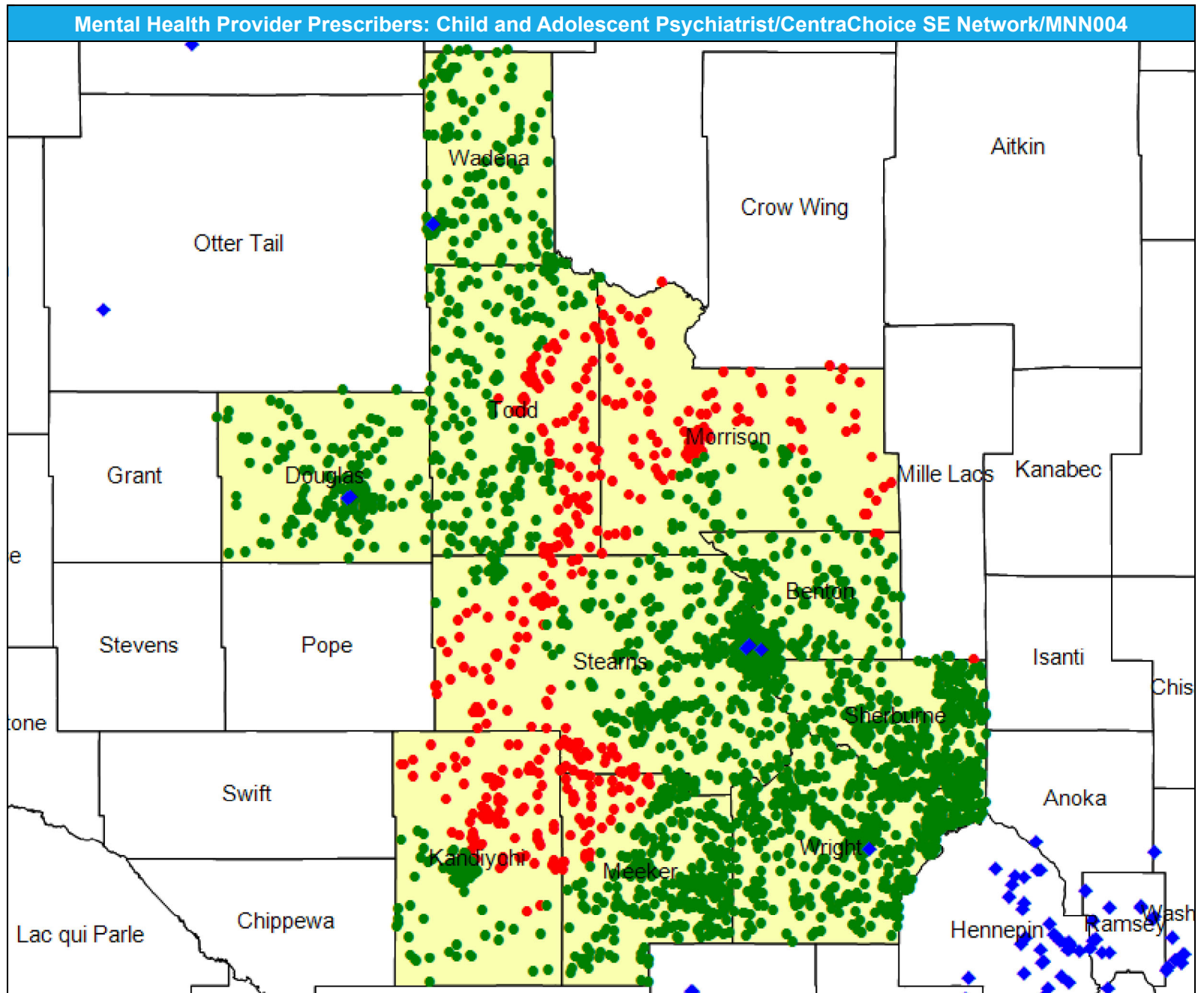
The Access Standard is defined as
(National Proxy Census
(CentraChoice SE)) eligibles
accessing:

1 (Child and Adolescent
Psychiatrist) provider in 30
miles or 30 minutes

Service Areas

■ CentraChoice SE

21.57 miles



Access Detail By County SSA

May 8, 2024

Created by...
HealthPartners

Access Analysis

Child and Adolescent Psychiatrist

Eligible / Provider Groups

National Proxy Census (CentraChoice SE)
Child and Adolescent Psychiatrist

¹ The Access Standard is defined as (National Proxy Census (CentraChoice SE)) eligibles accessing:

1 (Child and Adolescent Psychiatrist) provider in 30 miles or 30 minutes

Mental Health Provider Prescribers: Child and Adolescent Psychiatrist/CentraChoice SE/MNN004									
State Name	County	County SSA	Eligible	With Access ¹		Without Access ¹		Average Distance	Average Time
			#	#	%	#	%	1	1
Minnesota	Benton	24040	243	240	98.8	3	1.2	9.3	11.1
	Douglas	24200	191	191	100.0	0	0.0	7.9	8.6
	Kandiyohi	24330	231	139	60.2	92	39.8	30.6	33.5
	Meeker	24460	512	442	86.3	70	13.7	22.2	24.5
	Morrison	24480	187	52	27.8	135	72.2	32.4	38.3
	Sherburne	24700	498	497	99.8	1	0.2	18.4	21.2
	Stearns	24720	798	671	84.1	127	15.9	14.7	17.4
	Todd	24760	286	209	73.1	77	26.9	25.5	27.8
	Wadena	24790	167	167	100.0	0	0.0	10.2	11.1
	Wright	24850	743	743	100.0	0	0.0	11.9	13.2
Grand Totals			3,856	3,351	86.9	505	13.1	17.4	19.7

Mental Health Provider Prescribers: Psychiatrists/CentraChoice SE Network/MNN004

May 8, 2024

Created by...
HealthPartners

Psychiatrists

545 providers at 481 locations

◆ All providers

Psychiatrists

Employee Group
National Proxy Census
(CentraChoice SE)

Provider Group
Psychiatrists

3,856 eligible locations

● With access (3,705)
● Without access (151)

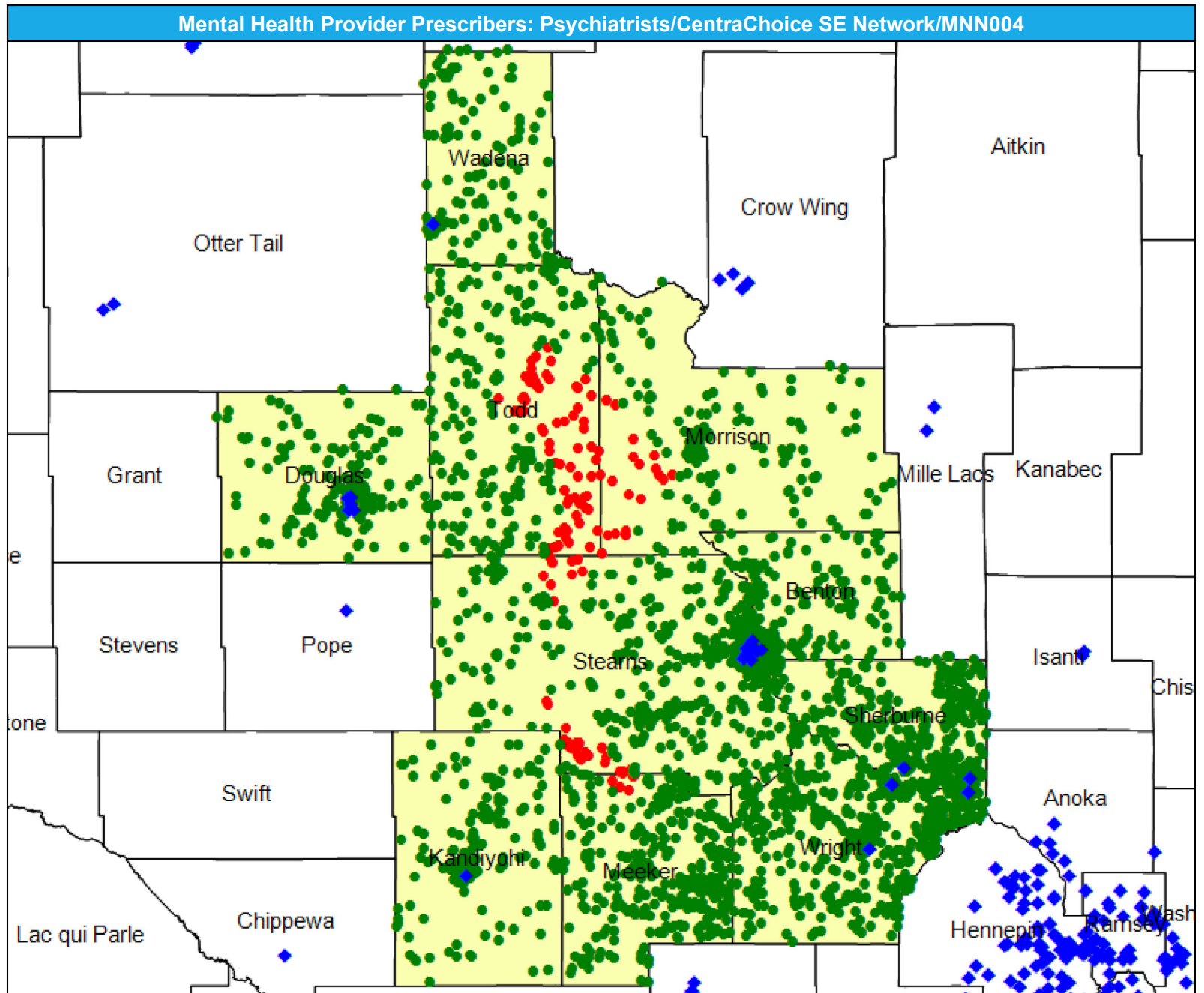
The Access Standard is defined as (National Proxy Census (CentraChoice SE)) eligibles accessing:

1 (Psychiatrists) provider in 30 miles or 30 minutes

Service Areas

■ CentraChoice SE

21.57 miles



Access Detail By County SSA

May 8, 2024

Created by...
HealthPartners

Access Analysis

Psychiatrists

Eligible / Provider Groups

National Proxy Census
(CentraChoice SE)
Psychiatrists

¹ The Access Standard is defined as (National Proxy Census (CentraChoice SE)) eligibles accessing:

¹ (Psychiatrists) provider in 30 miles or 30 minutes

Mental Health Provider Prescribers: Psychiatrists/CentraChoice SE Network/MNN004									
State Name	County	County SSA	Eligible	With Access ¹		Without Access ¹		Average Distance	Average Time
			#	#	%	#	%	1	1
Minnesota	Benton	24040	243	243	100.0	0	0.0	8.8	9.7
	Douglas	24200	191	191	100.0	0	0.0	7.3	8.0
	Kandiyohi	24330	231	231	100.0	0	0.0	8.5	9.2
	Meeker	24460	512	492	96.1	20	3.9	20.1	21.8
	Morrison	24480	187	168	89.8	19	10.2	23.4	25.5
	Sherburne	24700	498	498	100.0	0	0.0	7.3	7.9
	Stearns	24720	798	752	94.2	46	5.8	12.9	14.1
	Todd	24760	286	220	76.9	66	23.1	24.7	26.9
	Wadena	24790	167	167	100.0	0	0.0	10.2	11.1
	Wright	24850	743	743	100.0	0	0.0	8.6	9.4
Grand Totals			3,856	3,705	96.1	151	3.9	12.8	13.9

Mental Health Provider Prescribers: Mental Health Clinical Nurse Specialist/CentraChoice SE/MNN004

May 8, 2024

Created by...
HealthPartners

Mental Health Clinical Nurse Specialist

46 providers at 90 locations

◆ All providers

Mental Health Clinical Nurse Specialist

Employee Group

National Proxy Census
(CentraChoice SE)

Provider Group

Mental Health Clinical Nurse
Specialist

3,856 eligible locations

● With access (3,251)

● Without access (605)

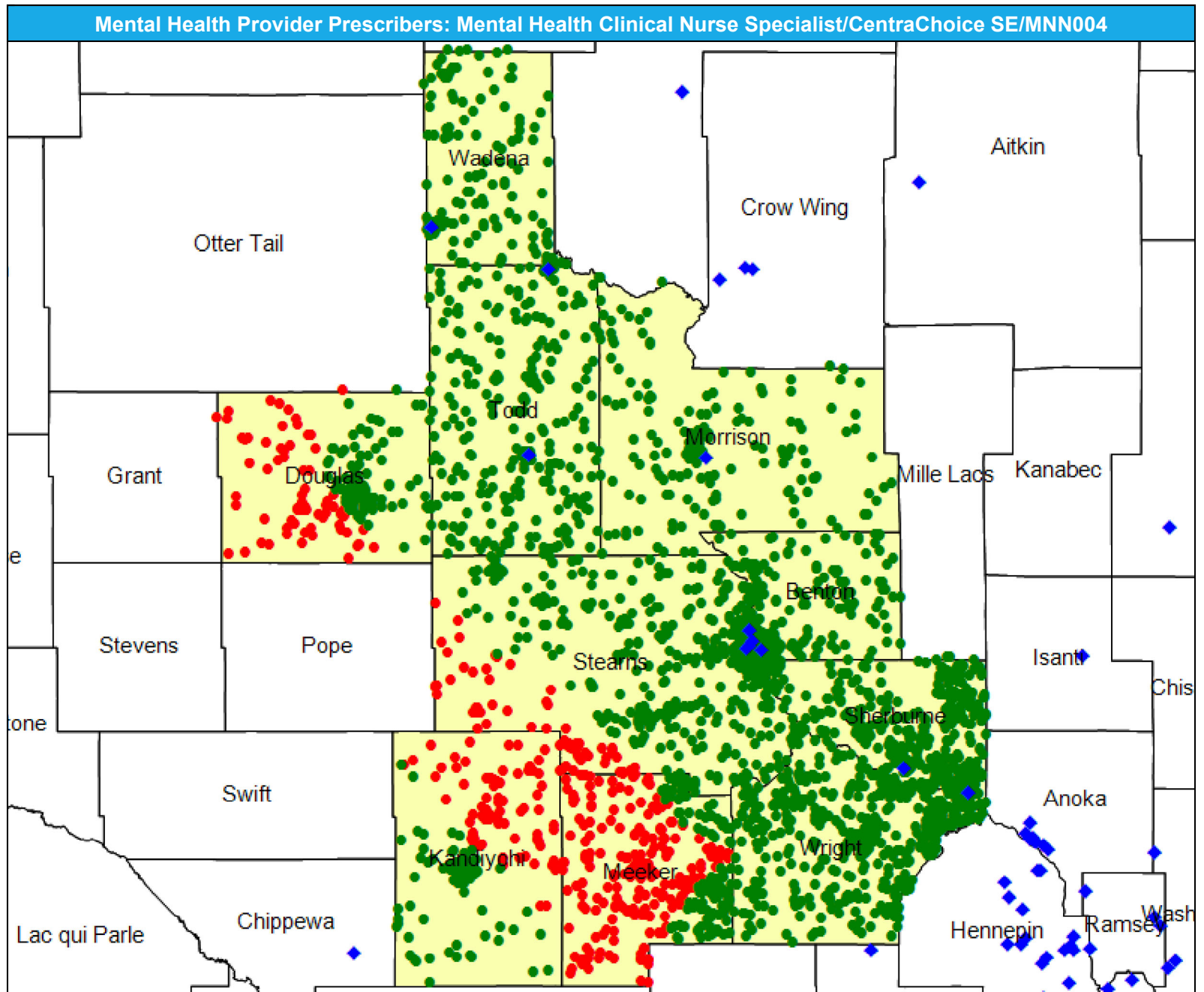
The Access Standard is defined as
(National Proxy Census
(CentraChoice SE)) eligibles
accessing:

1 (Mental Health Clinical Nurse
Specialist) provider in 30 miles
or 30 minutes

Service Areas

■ CentraChoice SE

21.57 miles



Access Detail By County SSA

May 8, 2024

Created by...
HealthPartners

Access Analysis

Mental Health Clinical Nurse Specialist

Eligible / Provider Groups

National Proxy Census (CentraChoice SE)
Mental Health Clinical Nurse Specialist

¹ The Access Standard is defined as (National Proxy Census (CentraChoice SE)) eligibles accessing:

1 (Mental Health Clinical Nurse Specialist) provider in 30 miles or 30 minutes

Mental Health Provider Prescribers Mental Health Clinical Nurse Specialist/CentraChoice SE/MNN004									
State Name	County	County SSA	Eligible	With Access ¹		Without Access ¹		Average Distance	Average Time
			#	#	%	#	%	1	1
Minnesota	Benton	24040	243	243	100.0	0	0.0	8.5	9.4
	Douglas	24200	191	119	62.3	72	37.7	29.9	32.6
	Kandiyohi	24330	231	146	63.2	85	36.8	28.5	31.1
	Meeker	24460	512	143	27.9	369	72.1	33.7	37.1
	Morrison	24480	187	187	100.0	0	0.0	11.4	12.4
	Sherburne	24700	498	498	100.0	0	0.0	8.0	8.8
	Stearns	24720	798	719	90.1	79	9.9	13.3	15.0
	Todd	24760	286	286	100.0	0	0.0	10.1	11.0
	Wadena	24790	167	167	100.0	0	0.0	10.6	11.5
	Wright	24850	743	743	100.0	0	0.0	12.1	13.2
Grand Totals			3,856	3,251	84.3	605	15.7	16.1	17.7

Mental Health Providers/CentraChoice SE Network/MNN004

May 8, 2024

Created by...
HealthPartners

Mental Health Providers

13,789 providers at 3,154 locations

◆ All providers

Mental Health Providers

Employee Group
National Proxy Census
(CentraChoice SE)

Provider Group
Mental Health Providers

3,856 eligible locations

● With access (3,856)

● Without access (0)

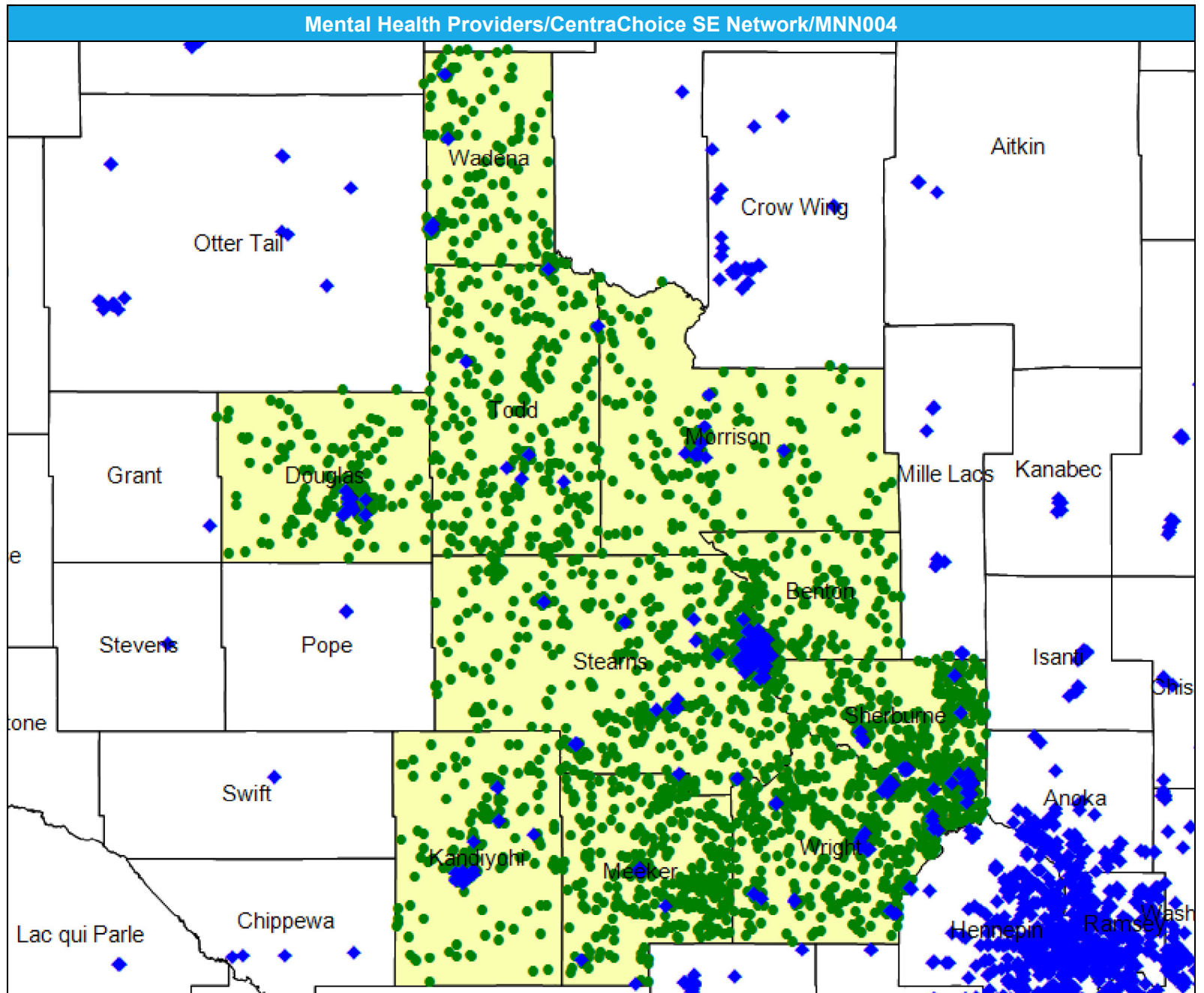
The Access Standard is defined as (National Proxy Census (CentraChoice SE)) eligibles accessing:

1 (Mental Health Providers) provider in 30 miles or 30 minutes

Service Areas

■ CentraChoice SE

21.57 miles



Access Detail By County SSA

May 8, 2024

Created by...
HealthPartners

Access Analysis

Mental Health Providers

Eligible / Provider Groups

National Proxy Census
(CentraChoice SE)

Mental Health Providers

¹ The Access Standard is defined as (National Proxy Census (CentraChoice SE)) eligibles accessing:

1 (Mental Health Providers) provider in 30 miles or 30 minutes

Mental Health Providers/CentraChoice SE Network/MNN004									
State Name	County	County SSA	Eligible	With Access ¹		Without Access ¹		Average Distance	Average Time
			#	#	%	#	%	1	1
Minnesota	Benton	24040	243	243	100.0	0	0.0	5.9	6.4
	Douglas	24200	191	191	100.0	0	0.0	5.8	6.3
	Kandiyohi	24330	231	231	100.0	0	0.0	3.6	3.9
	Meeker	24460	512	512	100.0	0	0.0	4.7	5.1
	Morrison	24480	187	187	100.0	0	0.0	6.0	6.5
	Sherburne	24700	498	498	100.0	0	0.0	2.7	2.9
	Stearns	24720	798	798	100.0	0	0.0	3.7	4.0
	Todd	24760	286	286	100.0	0	0.0	6.4	6.9
	Wadena	24790	167	167	100.0	0	0.0	4.7	5.1
	Wright	24850	743	743	100.0	0	0.0	2.6	2.9
Grand Totals			3,856	3,856	100.0	0	0.0	4.1	4.4

Mental Health Providers Licensed Child and Adolescent Psychologists: LP/CentraChoice SE/MNN004

May 8, 2024

Created by...
HealthPartners

Licensed Child and Adolescent Psychologists: LP

322 providers at 366 locations

◆ All providers

Licensed Child and Adolescent Psychologists: LP

Employee Group
National Proxy Census
(CentraChoice SE)

Provider Group
Licensed Child and Adolescent
Psychologists: LP

3,856 eligible locations

● With access (3,758)

● Without access (98)

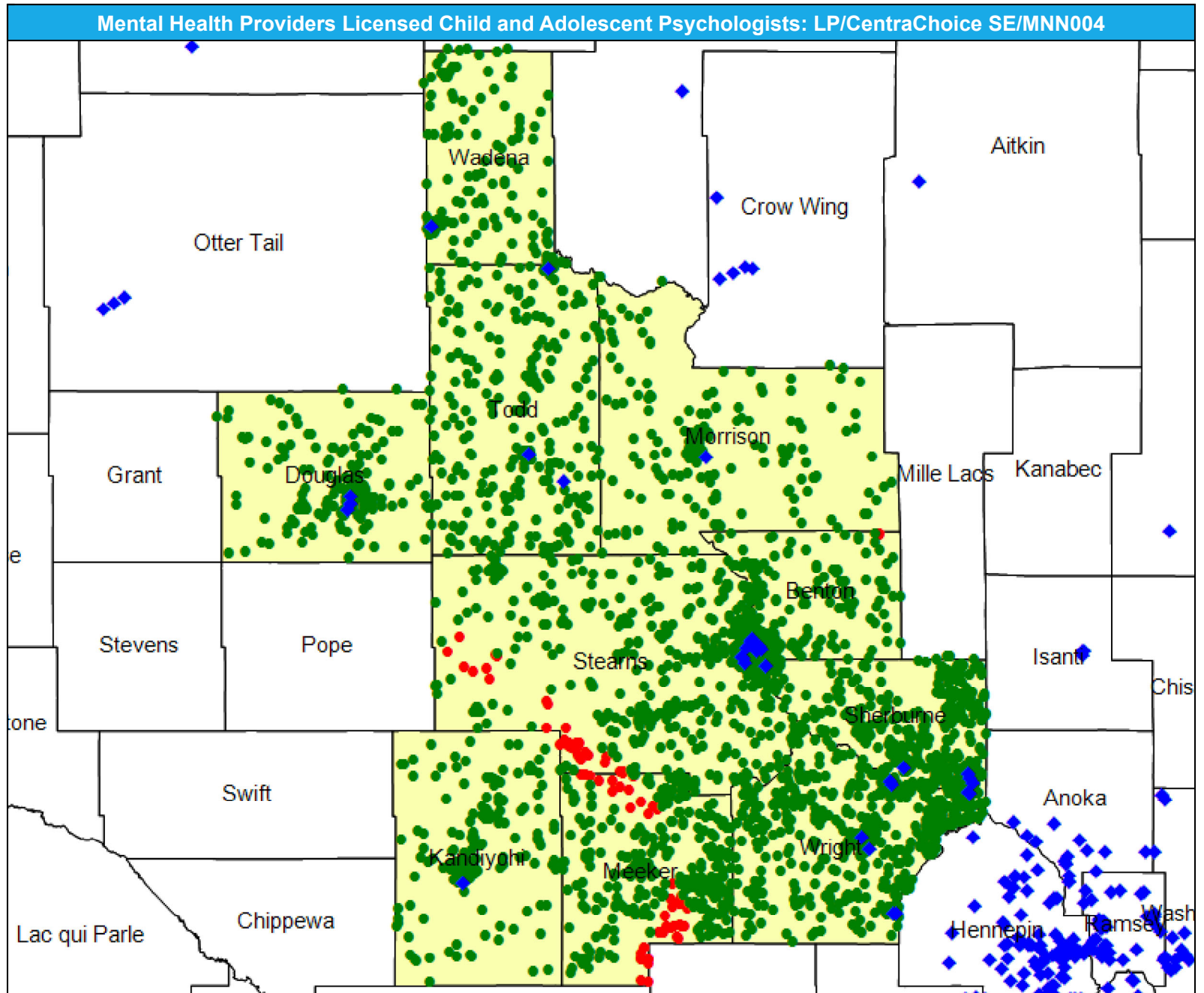
The Access Standard is defined as
(National Proxy Census
(CentraChoice SE)) eligibles
accessing:

1 (Licensed Child and
Adolescent Psychologists: LP)
provider in 30 miles or 30
minutes

Service Areas

■ CentraChoice SE

21.57 miles



Access Detail By County SSA

May 8, 2024

Created by...
HealthPartners

Access Analysis
Licensed Child and Adolescent
Psychologists: LP

Eligible / Provider Groups
National Proxy Census
(CentraChoice SE)
Licensed Child and
Adolescent Psychologists: LP

¹ The Access Standard is defined
as (National Proxy Census
(CentraChoice SE)) eligibles
accessing:
1 (Licensed Child and
Adolescent Psychologists: LP)
provider in 30 miles or 30
minutes

Mental Health Providers Licensed Child and Adolescent Psychologists: LP/CentraChoice SE/MNN004									
State Name	County	County SSA	Eligible	With Access ¹		Without Access ¹		Average Distance	Average Time
			#	#	%	#	%	1	1
Minnesota	Benton	24040	243	241	99.2	2	0.8	8.9	9.8
	Douglas	24200	191	191	100.0	0	0.0	7.5	8.1
	Kandiyohi	24330	231	230	99.6	1	0.4	9.3	10.1
	Meeker	24460	512	462	90.2	50	9.8	26.2	28.5
	Morrison	24480	187	187	100.0	0	0.0	11.1	12.1
	Sherburne	24700	498	498	100.0	0	0.0	6.7	7.3
	Stearns	24720	798	753	94.4	45	5.6	11.8	12.9
	Todd	24760	286	286	100.0	0	0.0	9.1	9.9
	Wadena	24790	167	167	100.0	0	0.0	10.6	11.5
	Wright	24850	743	743	100.0	0	0.0	7.1	7.8
Grand Totals			3,856	3,758	97.5	98	2.5	11.3	12.3

Mental Health Providers Licensed Psychologists: LP/CentraChoice SE Network/MNN004

May 8, 2024

Created by...
HealthPartners

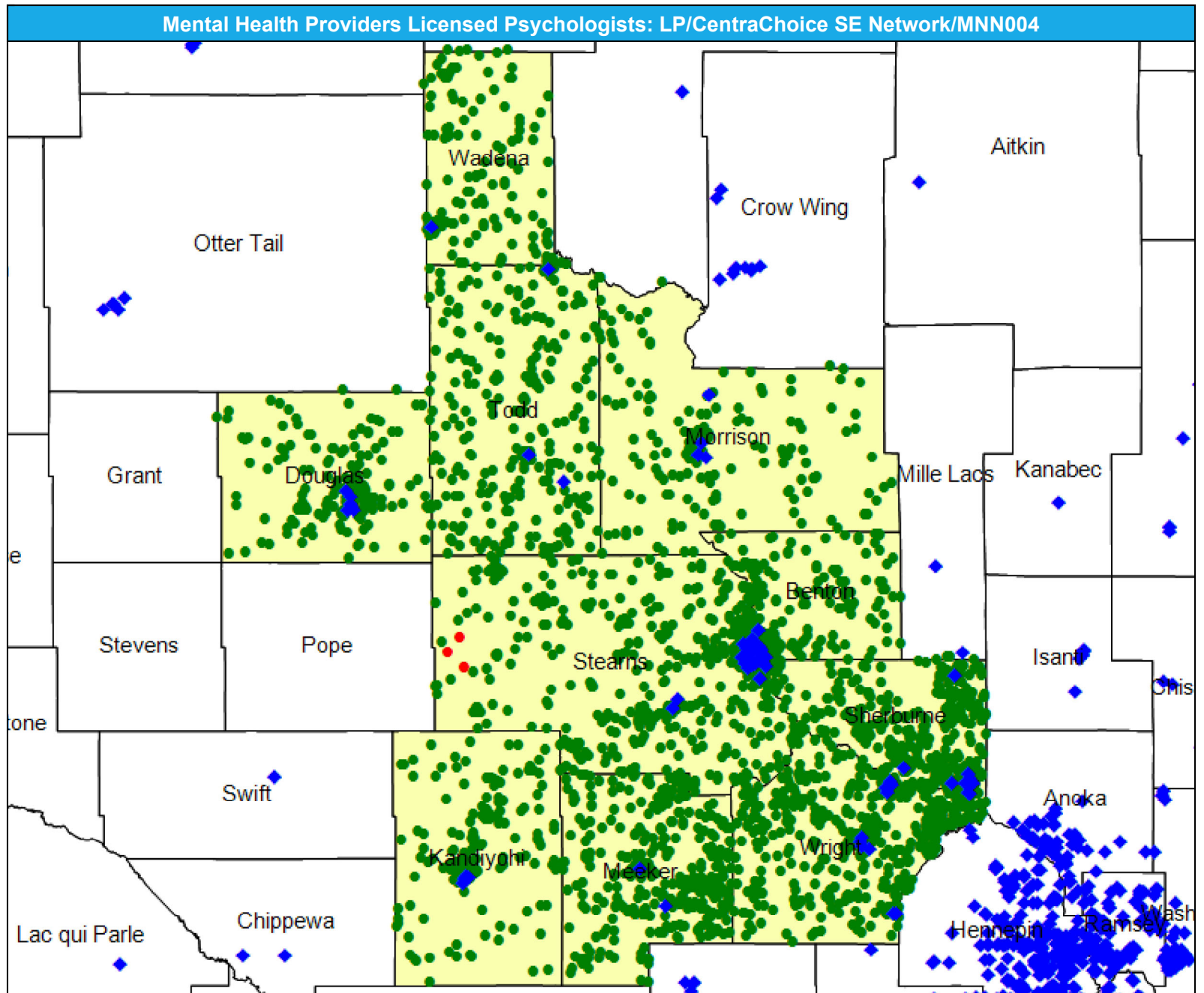
Licensed Psychologists: LP
2,342 providers at 1,246 locations
◆ All providers

Licensed Psychologists: LP
Employee Group
National Proxy Census
(CentraChoice SE)
Provider Group
Licensed Psychologists: LP
3,856 eligible locations
● With access (3,853)
● Without access (3)

The Access Standard is defined as (National Proxy Census (CentraChoice SE)) eligibles accessing:
1 (Licensed Psychologists: LP) provider in 30 miles or 30 minutes

Service Areas
■ CentraChoice SE

21.57 miles



Access Detail By County SSA

May 8, 2024

Created by...
HealthPartners

Access Analysis

Licensed Psychologists: LP

Eligible / Provider Groups

National Proxy Census
(CentraChoice SE)

Licensed Psychologists: LP

¹ The Access Standard is defined as (National Proxy Census (CentraChoice SE)) eligibles accessing:

1 (Licensed Psychologists: LP) provider in 30 miles or 30 minutes

Mental Health Providers Licensed Psychologists: LP/CentraChoice SE Network/MNN004									
State Name	County	County SSA	Eligible	With Access ¹		Without Access ¹		Average Distance	Average Time
			#	#	%	#	%	1	1
Minnesota	Benton	24040	243	243	100.0	0	0.0	6.5	7.1
	Douglas	24200	191	191	100.0	0	0.0	7.0	7.6
	Kandiyohi	24330	231	231	100.0	0	0.0	8.1	8.8
	Meeker	24460	512	512	100.0	0	0.0	7.6	8.2
	Morrison	24480	187	187	100.0	0	0.0	9.0	9.8
	Sherburne	24700	498	498	100.0	0	0.0	4.7	5.1
	Stearns	24720	798	795	99.6	3	0.4	8.6	9.3
	Todd	24760	286	286	100.0	0	0.0	9.1	9.9
	Wadena	24790	167	167	100.0	0	0.0	8.7	9.5
	Wright	24850	743	743	100.0	0	0.0	6.4	7.0
Grand Totals			3,856	3,853	99.9	3	0.1	7.4	8.0

MH Providers Licensed Marriage and Family Therapists: LMFT or LMFTA/CentraChoice/MNN004

May 9, 2024

Created by...
HealthPartners

Licensed Marriage and Family Therapists: LMFT or LMFTA

2,635 providers at 1,246 locations
◆ All providers

Licensed Marriage and Family Therapists: LMFT or LMFTA

Employee Group
National Proxy Census
(CentraChoice SE)

Provider Group
Licensed Marriage and Family
Therapists: LMFT or LMFTA

3,856 eligible locations
● With access (3,856)
● Without access (0)

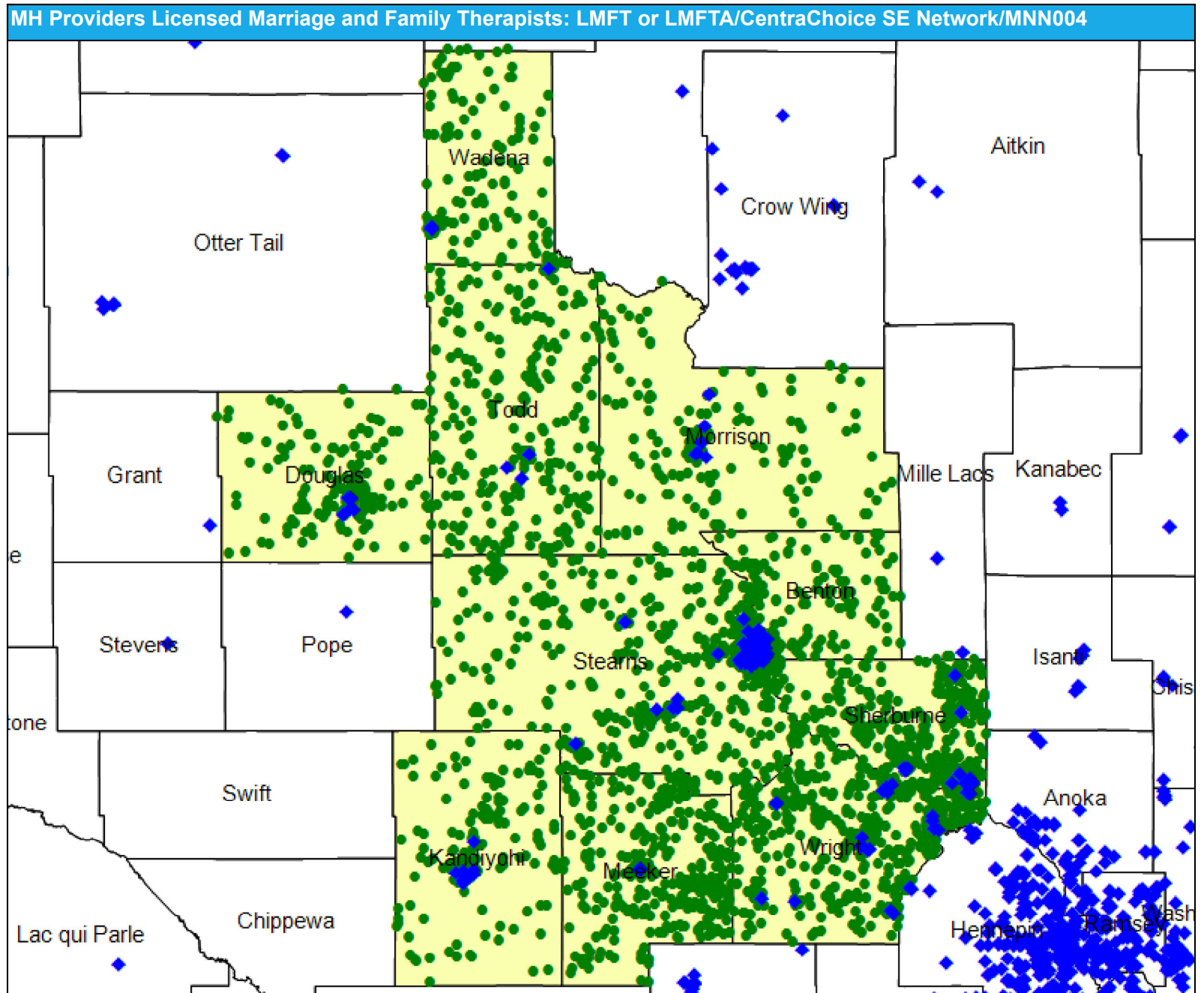
The Access Standard is defined as
(National Proxy Census
(CentraChoice SE)) eligibles
accessing:

1 (Licensed Marriage and
Family Therapists: LMFT or
LMFTA) provider in 30 miles or
30 minutes

Service Areas

■ CentraChoice SE

21.57 miles



Access Detail By County SSA

May 9, 2024

Created by...
HealthPartners

Access Analysis
Licensed Marriage and Family
Therapists: LMFT or LMFTA

Eligible / Provider Groups
National Proxy Census
(CentraChoice SE)
Licensed Marriage and
Family Therapists: LMFT or
LMFTA

¹ The Access Standard is defined
as (National Proxy Census
(CentraChoice SE)) eligibles
accessing:
1 (Licensed Marriage and
Family Therapists: LMFT or
LMFTA) provider in 30 miles or
30 minutes

Mental Health Providers Licensed Marriage and Family Therapists: LMFT or LMFTA/CentraChoice SE/MNN004									
State Name	County	County SSA	Eligible	With Access ¹		Without Access ¹		Average Distance	Average Time
			#	#	%	#	%	1	1
Minnesota	Benton	24040	243	243	100.0	0	0.0	6.1	6.6
	Douglas	24200	191	191	100.0	0	0.0	6.7	7.2
	Kandiyohi	24330	231	231	100.0	0	0.0	5.7	6.2
	Meeker	24460	512	512	100.0	0	0.0	7.2	7.8
	Morrison	24480	187	187	100.0	0	0.0	8.8	9.5
	Sherburne	24700	498	498	100.0	0	0.0	4.3	4.6
	Stearns	24720	798	798	100.0	0	0.0	5.4	5.8
	Todd	24760	286	286	100.0	0	0.0	8.8	9.6
	Wadena	24790	167	167	100.0	0	0.0	8.6	9.3
	Wright	24850	743	743	100.0	0	0.0	3.0	3.3
Grand Totals			3,856	3,856	100.0	0	0.0	5.7	6.2

Mental Health Providers Licensed Professional Counselors: LPCC or LPC/CentraChoice SE/MNN004

May 8, 2024

Created by...
HealthPartners

Licensed Professional Counselors: LPCC or LPC

4,461 providers at 1,869 locations

◆ All providers

Licensed Professional Counselors: LPCC or LPC

Employee Group
National Proxy Census
(CentraChoice SE)

Provider Group
Licensed Professional Counselors: LPCC or LPC

3,856 eligible locations

● With access (3,856)

● Without access (0)

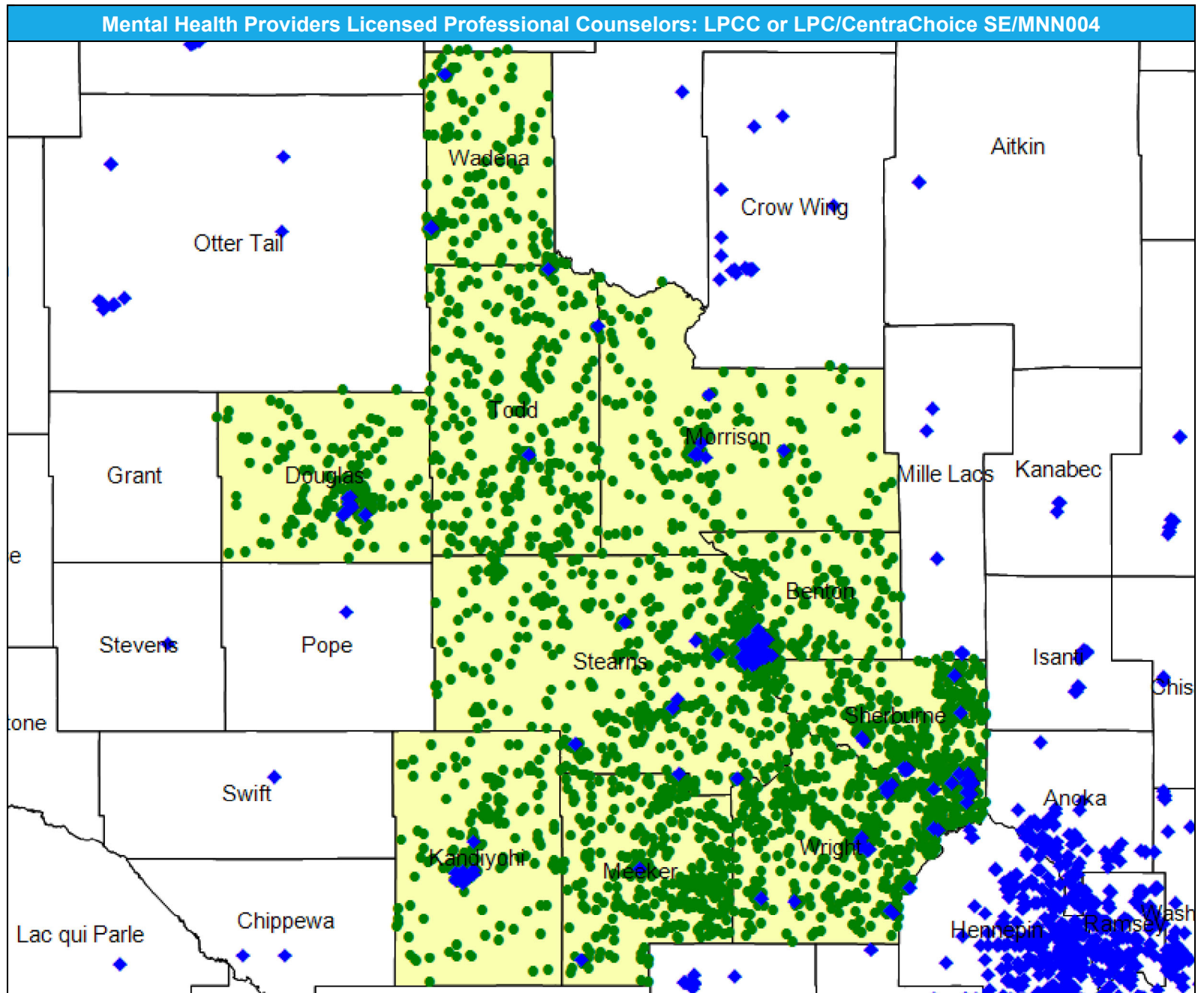
The Access Standard is defined as (National Proxy Census (CentraChoice SE)) eligibles accessing:

1 (Licensed Professional Counselors: LPCC or LPC) provider in 30 miles or 30 minutes

Service Areas

■ CentraChoice SE

21.57 miles



Access Detail By County SSA

May 8, 2024

Created by...
HealthPartners

Access Analysis

Licensed Professional Counselors: LPCC or LPC

Eligible / Provider Groups

National Proxy Census (CentraChoice SE)
Licensed Professional Counselors: LPCC or LPC

¹ The Access Standard is defined as (National Proxy Census (CentraChoice SE)) eligibles accessing:

1 (Licensed Professional Counselors: LPCC or LPC) provider in 30 miles or 30 minutes

Mental Health Providers Licensed Professional Counselors: LPCC or LPC/CentraChoice SE/MNN004									
State Name	County	County SSA	Eligible	With Access ¹		Without Access ¹		Average Distance	Average Time
			#	#	%	#	%	1	1
Minnesota	Benton	24040	243	243	100.0	0	0.0	6.2	6.7
	Douglas	24200	191	191	100.0	0	0.0	7.0	7.6
	Kandiyohi	24330	231	231	100.0	0	0.0	5.4	5.8
	Meeker	24460	512	512	100.0	0	0.0	5.6	6.1
	Morrison	24480	187	187	100.0	0	0.0	6.4	6.9
	Sherburne	24700	498	498	100.0	0	0.0	2.9	3.2
	Stearns	24720	798	798	100.0	0	0.0	5.6	6.0
	Todd	24760	286	286	100.0	0	0.0	9.4	10.2
	Wadena	24790	167	167	100.0	0	0.0	6.0	6.5
	Wright	24850	743	743	100.0	0	0.0	3.4	3.7
Grand Totals			3,856	3,856	100.0	0	0.0	5.3	5.7

Mental Health Providers Licensed Social Workers: LICSW, LCSW, and LISW/CentraChoice SE/MNN004

May 8, 2024

Created by...
HealthPartners

**Licensed Social Workers:
LICSW, LCSW, and LISW**

4,621 providers at 1,926 locations

◆ All providers

**Licensed Social Workers:
LICSW, LCSW, and LISW**

Employee Group

National Proxy Census
(CentraChoice SE)

Provider Group

Licensed Social Workers:
LICSW, LCSW, and LISW

3,856 eligible locations

● With access (3,856)

● Without access (0)

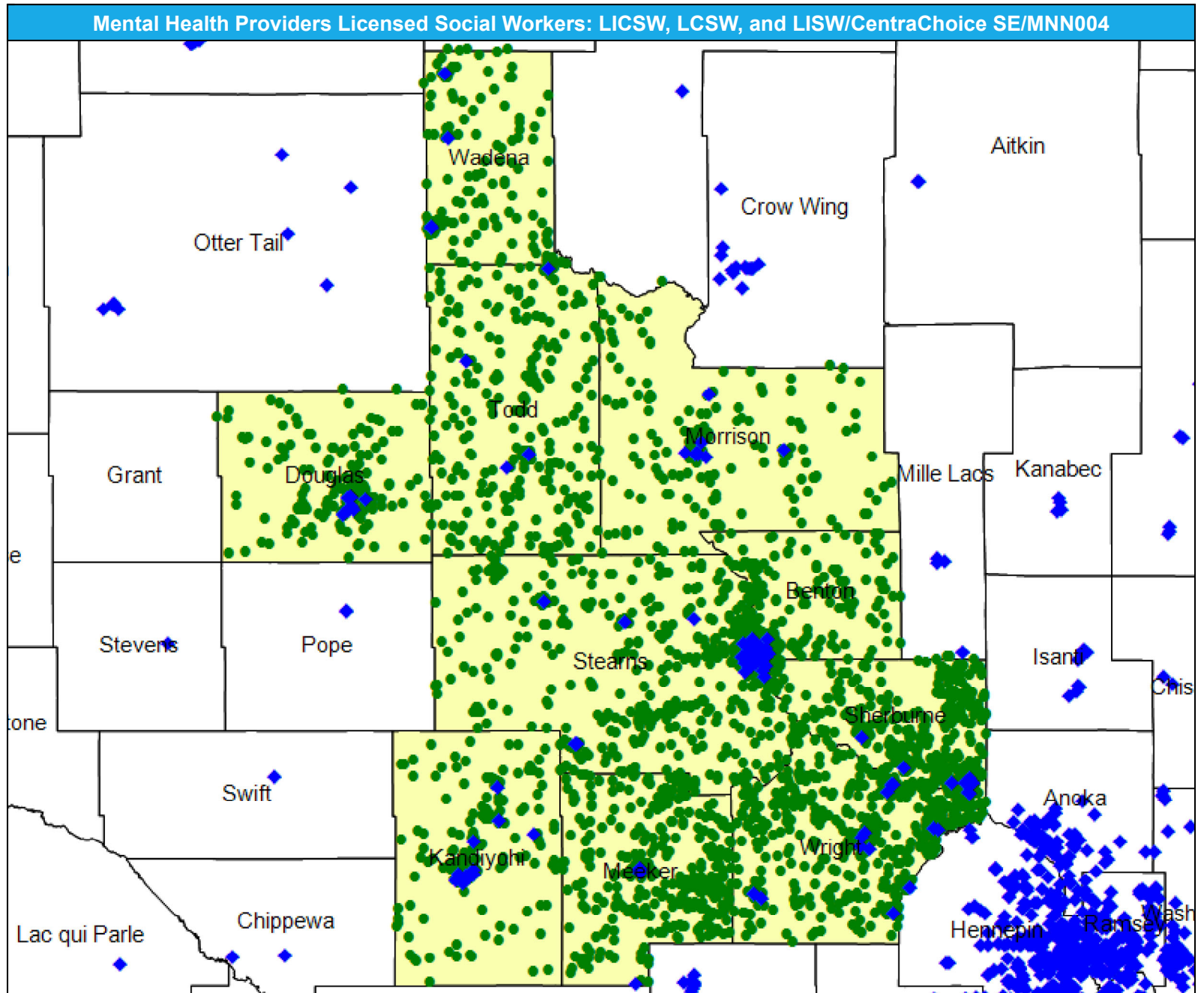
The Access Standard is defined as
(National Proxy Census
(CentraChoice SE)) eligibles
accessing:

1 (Licensed Social Workers:
LICSW, LCSW, and LISW)
provider in 30 miles or 30
minutes

Service Areas

■ CentraChoice SE

21.57 miles



Access Detail By County SSA

May 8, 2024

Created by...
HealthPartners

Access Analysis

Licensed Social Workers:
LICSW, LCSW, and LISW

Eligible / Provider Groups

National Proxy Census
(CentraChoice SE)

Licensed Social Workers:
LICSW, LCSW, and LISW

¹ The Access Standard is defined as (National Proxy Census (CentraChoice SE)) eligibles accessing:

1 (Licensed Social Workers: LICSW, LCSW, and LISW) provider in 30 miles or 30 minutes

Mental Health Providers Licensed Social Workers: LICSW, LCSW, and LISW/CentraChoice SE/MNN004									
State Name	County	County SSA	Eligible	With Access ¹		Without Access ¹		Average Distance	Average Time
			#	#	%	#	%	1	1
Minnesota	Benton	24040	243	243	100.0	0	0.0	6.5	7.0
	Douglas	24200	191	191	100.0	0	0.0	6.7	7.2
	Kandiyohi	24330	231	231	100.0	0	0.0	3.9	4.2
	Meeker	24460	512	512	100.0	0	0.0	7.1	7.7
	Morrison	24480	187	187	100.0	0	0.0	7.2	7.9
	Sherburne	24700	498	498	100.0	0	0.0	4.2	4.6
	Stearns	24720	798	798	100.0	0	0.0	5.6	6.1
	Todd	24760	286	286	100.0	0	0.0	7.5	8.1
	Wadena	24790	167	167	100.0	0	0.0	4.8	5.2
	Wright	24850	743	743	100.0	0	0.0	4.4	4.8
Grand Totals			3,856	3,856	100.0	0	0.0	5.6	6.0

MH Providers: Other providers designated as licensed mental health providers/CentraChoice SE/MNN004

May 8, 2024

Created by...
HealthPartners

Other providers designated as licensed mental health providers

786 providers at 730 locations
◆ All providers

Other providers designated as licensed mental health providers

Employee Group
National Proxy Census (CentraChoice SE)
Provider Group
Other providers designated as licensed mental health providers

3,856 eligible locations
● With access (3,856)
● Without access (0)

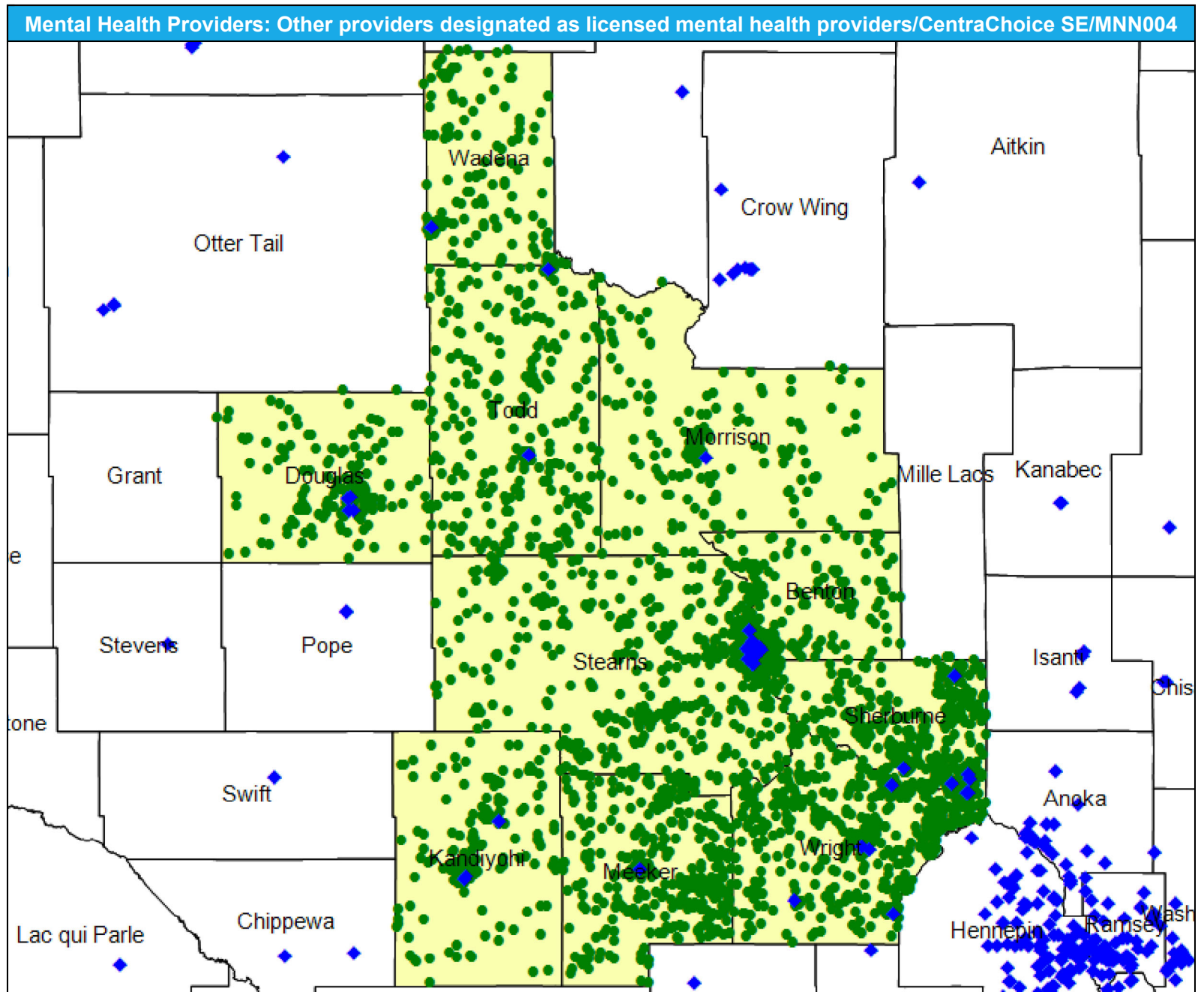
The Access Standard is defined as (National Proxy Census (CentraChoice SE)) eligibles accessing:

1 (Other providers designated as licensed mental health providers) provider in 30 miles or 30 minutes

Service Areas

■ CentraChoice SE

21.57 miles



Access Detail By County SSA

May 8, 2024

Created by...
HealthPartners

Access Analysis

Other providers designated as licensed mental health providers

Eligible / Provider Groups

National Proxy Census (CentraChoice SE)

Other providers designated as licensed mental health providers

¹ The Access Standard is defined as (National Proxy Census (CentraChoice SE)) eligibles accessing:

1 (Other providers designated as licensed mental health providers) provider in 30 miles or 30 minutes

Mental Health Providers: Other providers designated as licensed mental health providers/CentraChoice SE/MNN004										
State Name	County	County SSA	Eligible		With Access ¹		Without Access ¹		Average Distance	Average Time
			#	%	#	%	#	%	1	1
Minnesota	Benton	24040	243	100.0	243	100.0	0	0.0	8.3	9.1
	Douglas	24200	191	100.0	191	100.0	0	0.0	7.4	8.0
	Kandiyohi	24330	231	100.0	231	100.0	0	0.0	5.8	6.3
	Meeker	24460	512	100.0	512	100.0	0	0.0	8.7	9.5
	Morrison	24480	187	100.0	187	100.0	0	0.0	11.4	12.4
	Sherburne	24700	498	100.0	498	100.0	0	0.0	5.1	5.5
	Stearns	24720	798	100.0	798	100.0	0	0.0	11.0	12.1
	Todd	24760	286	100.0	286	100.0	0	0.0	9.9	10.8
	Wadena	24790	167	100.0	167	100.0	0	0.0	8.6	9.3
	Wright	24850	743	100.0	743	100.0	0	0.0	5.9	6.4
Grand Totals			3,856	100.0	3,856	100.0	0	0.0	8.1	8.9

Pediatric Services Providers (Primary Care)/CentraChoice SE Network/MNN004

May 15, 2024

Created by...
HealthPartners

Pediatric Services

1,790 providers at 906 locations

◆ All providers

Pediatric Services Providers

Employee Group

National Proxy Census
(CentraChoice SE)

Provider Group

Pediatric Services

3,856 eligible locations

● With access (3,856)

● Without access (0)

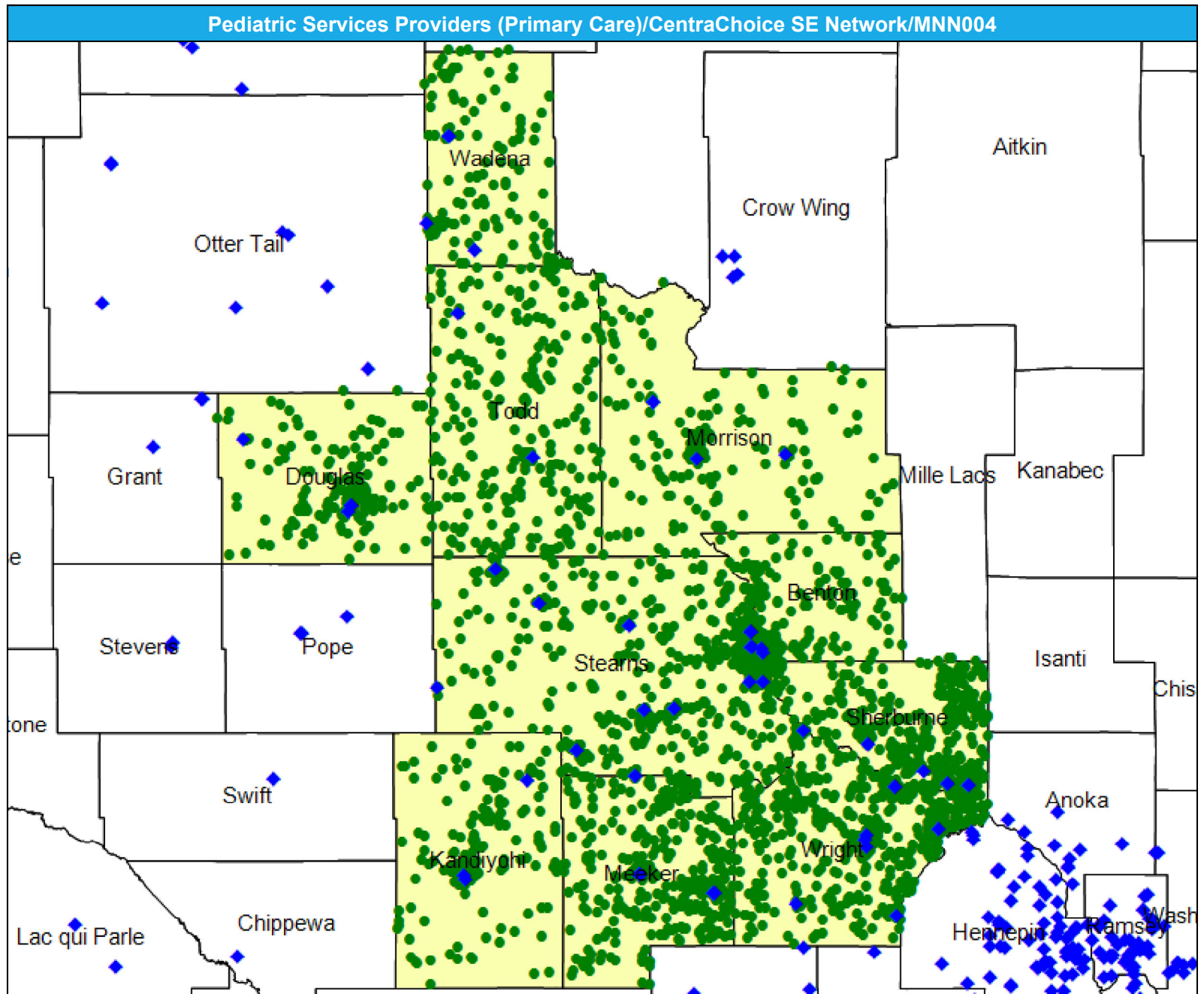
The Access Standard is defined as (National Proxy Census (CentraChoice SE)) eligibles accessing:

1 (Pediatric Services) provider in 30 miles or 30 minutes

Service Areas

■ CentraChoice SE

21.57 miles



Access Detail By County SSA

May 15, 2024

Created by...
HealthPartners

Access Analysis
Pediatric Services Providers

Eligible / Provider Groups
National Proxy Census
(CentraChoice SE)
Pediatric Services

¹ The Access Standard is defined as (National Proxy Census (CentraChoice SE)) eligibles accessing:
1 (Pediatric Services) provider in 30 miles or 30 minutes

Pediatric Services Providers (Primary Care)/CentraChoice SE Network/MNN004									
State Name	County	County SSA	Eligible	With Access ¹		Without Access ¹		Average Distance	Average Time
			#	#	%	#	%	1	1
Minnesota	Benton	24040	243	243	100.0	0	0.0	8.2	9.0
	Douglas	24200	191	191	100.0	0	0.0	5.8	6.3
	Kandiyohi	24330	231	231	100.0	0	0.0	5.6	6.1
	Meeker	24460	512	512	100.0	0	0.0	5.2	5.6
	Morrison	24480	187	187	100.0	0	0.0	7.6	8.3
	Sherburne	24700	498	498	100.0	0	0.0	5.6	6.1
	Stearns	24720	798	798	100.0	0	0.0	3.9	4.3
	Todd	24760	286	286	100.0	0	0.0	9.4	10.2
	Wadena	24790	167	167	100.0	0	0.0	6.5	7.1
	Wright	24850	743	743	100.0	0	0.0	4.5	4.8
Grand Totals			3,856	3,856	100.0	0	0.0	5.6	6.1

Allergy, Immunology and Rheumatology/CentraChoice SE Network/MNN004

May 8, 2024

Created by...
HealthPartners

Allergy, Immunology and Rheumatology

272 providers at 194 locations

◆ All providers

Allergy, Immunology and Rheumatology

Employee Group

National Proxy Census
(CentraChoice SE)

Provider Group

Allergy, Immunology and
Rheumatology

3,856 eligible locations

● With access (3,856)

● Without access (0)

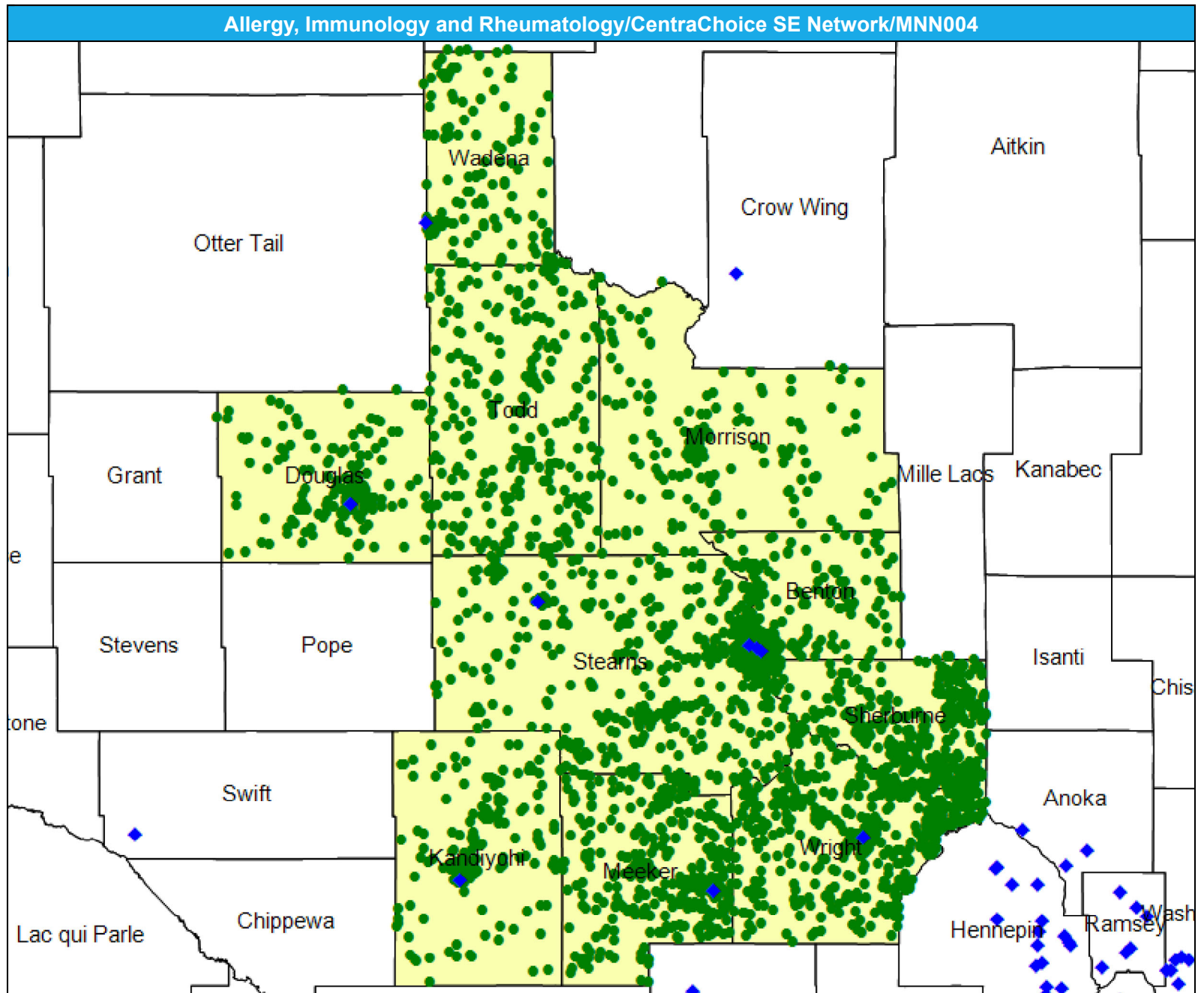
The Access Standard is defined as
(National Proxy Census
(CentraChoice SE)) eligibles
accessing:

1 (Allergy, Immunology and
Rheumatology) provider in 60
miles or 60 minutes

Service Areas

■ CentraChoice SE

21.57 miles



Access Detail By County SSA

May 8, 2024

Created by...
HealthPartners

Access Analysis

Allergy, Immunology and Rheumatology

Eligible / Provider Groups

National Proxy Census (CentraChoice SE)

Allergy, Immunology and Rheumatology

¹ The Access Standard is defined as (National Proxy Census (CentraChoice SE)) eligibles accessing:

1 (Allergy, Immunology and Rheumatology) provider in 60 miles or 60 minutes

Allergy, Immunology and Rheumatology/CentraChoice SE Network/MNN004									
State Name	County	County SSA	Eligible	With Access ¹		Without Access ¹		Average Distance	Average Time
			#	#	%	#	%	1	1
Minnesota	Benton	24040	243	243	100.0	0	0.0	9.3	11.1
	Douglas	24200	191	191	100.0	0	0.0	8.2	8.9
	Kandiyohi	24330	231	231	100.0	0	0.0	9.0	9.8
	Meeker	24460	512	512	100.0	0	0.0	13.1	14.2
	Morrison	24480	187	187	100.0	0	0.0	26.3	29.4
	Sherburne	24700	498	498	100.0	0	0.0	17.4	19.2
	Stearns	24720	798	798	100.0	0	0.0	10.0	11.5
	Todd	24760	286	286	100.0	0	0.0	21.4	23.3
	Wadena	24790	167	167	100.0	0	0.0	13.0	14.1
	Wright	24850	743	743	100.0	0	0.0	10.5	11.6
Grand Totals			3,856	3,856	100.0	0	0.0	13.0	14.5

Anesthesiology Physicians and Certified Registered Nurse Anesthetists/CentraChoice SE/MNN004

May 8, 2024

Created by...
HealthPartners

Anesthesiology Physicians and Certified Registered Nurse Anesthetists

3,650 providers at 296 locations
◆ All providers

Anesthesiology Physicians and Certified Registered Nurse Anesthetists

Employee Group
National Proxy Census
(CentraChoice SE)

Provider Group
Anesthesiology Physicians and Certified Registered Nurse Anesthetists

3,856 eligible locations
● With access (3,856)
● Without access (0)

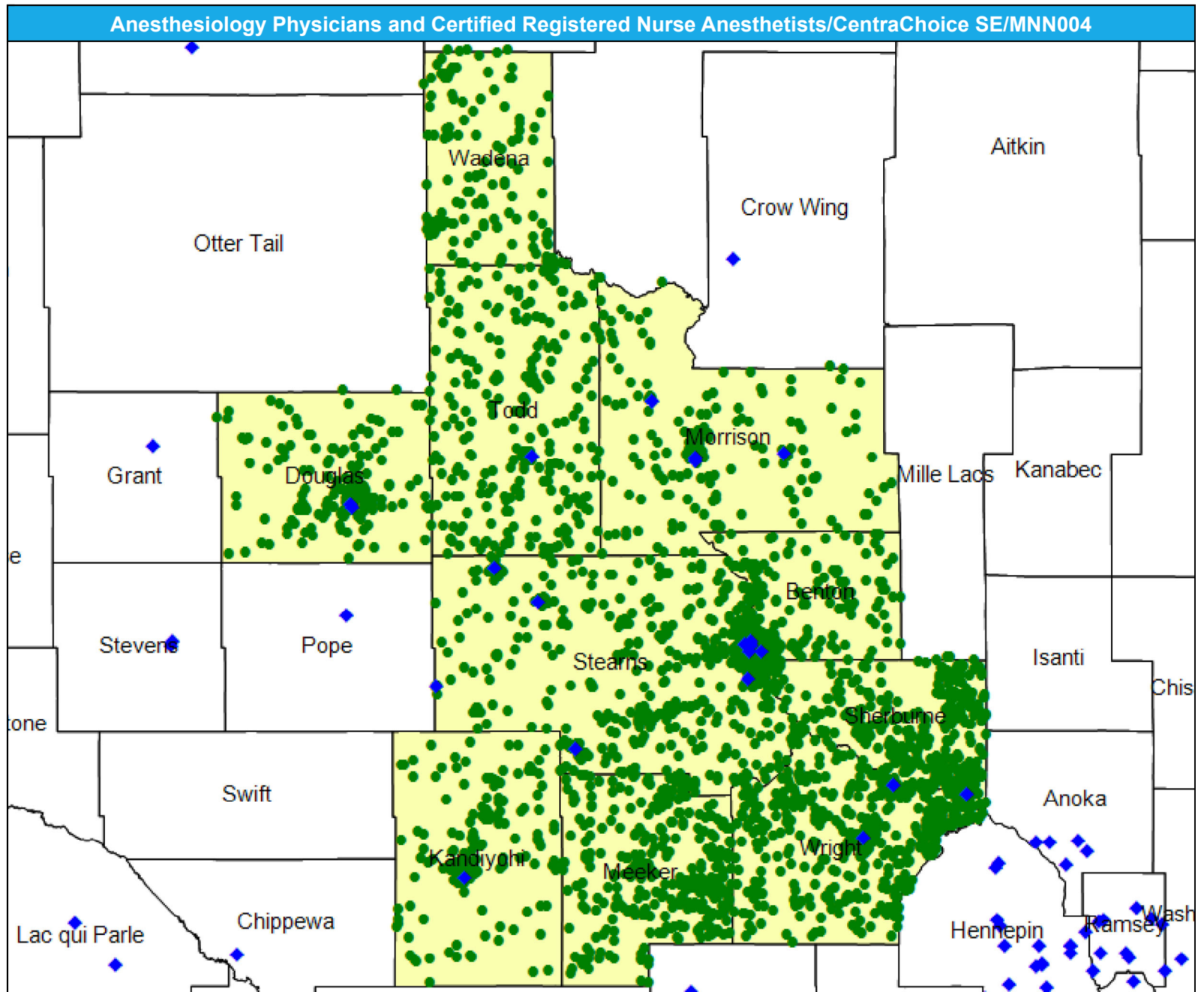
The Access Standard is defined as (National Proxy Census (CentraChoice SE)) eligibles accessing:

1 (Anesthesiology Physicians and Certified Registered Nurse Anesthetists) provider in 60 miles or 60 minutes

Service Areas

■ CentraChoice SE

21.57 miles



Access Detail By County SSA

May 8, 2024

Created by...
HealthPartners

Access Analysis
Anesthesiology Physicians and
Certified Registered Nurse
Anesthetists

Eligible / Provider Groups
National Proxy Census
(CentraChoice SE)
Anesthesiology Physicians
and Certified Registered
Nurse Anesthetists

¹ The Access Standard is defined
as (National Proxy Census
(CentraChoice SE)) eligibles
accessing:

1 (Anesthesiology Physicians
and Certified Registered Nurse
Anesthetists) provider in 60
miles or 60 minutes

Anesthesiology Physicians and Certified Registered Nurse Anesthetists/CentraChoice SE/MNN004									
State Name	County	County SSA	Eligible	With Access ¹		Without Access ¹		Average Distance	Average Time
			#	#	%	#	%	1	1
Minnesota	Benton	24040	243	243	100.0	0	0.0	8.8	9.7
	Douglas	24200	191	191	100.0	0	0.0	7.7	8.3
	Kandiyohi	24330	231	231	100.0	0	0.0	7.4	8.0
	Meeker	24460	512	512	100.0	0	0.0	18.1	19.7
	Morrison	24480	187	187	100.0	0	0.0	7.8	8.5
	Sherburne	24700	498	498	100.0	0	0.0	8.6	9.4
	Stearns	24720	798	798	100.0	0	0.0	6.3	6.9
	Todd	24760	286	286	100.0	0	0.0	14.2	15.4
	Wadena	24790	167	167	100.0	0	0.0	38.1	41.5
	Wright	24850	743	743	100.0	0	0.0	8.7	9.5
Grand Totals			3,856	3,856	100.0	0	0.0	10.9	11.9

Cardiac Surgery/CentraChoice SE Network/MNN004

May 8, 2024

Created by...
HealthPartners

Cardiac Surgery

156 providers at 81 locations

◆ All providers

Cardiac Surgery

Employee Group

National Proxy Census
(CentraChoice SE)

Provider Group

Cardiac Surgery

3,856 eligible locations

● With access (3,357)

● Without access (499)

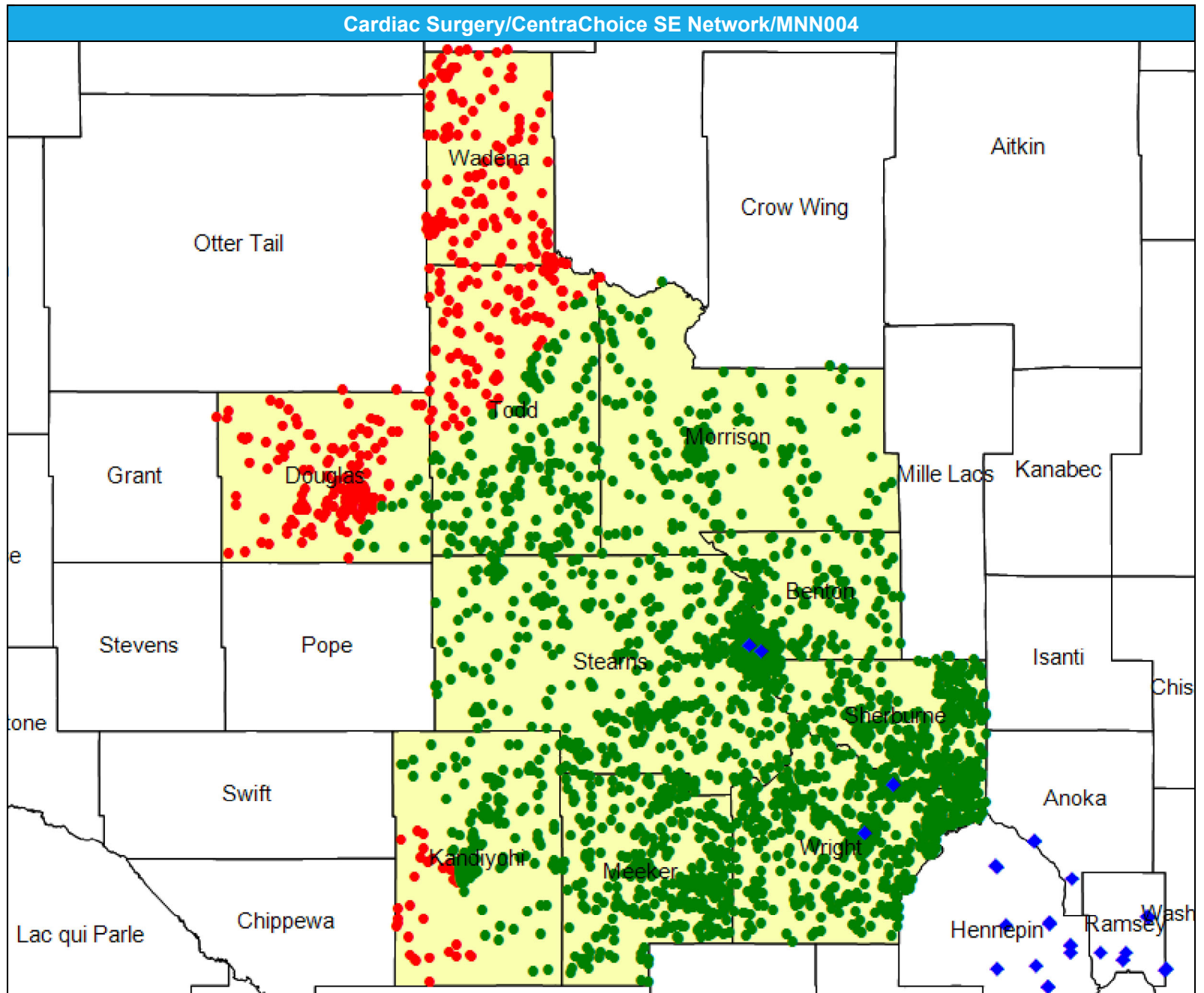
The Access Standard is defined as (National Proxy Census (CentraChoice SE)) eligibles accessing:

1 (Cardiac Surgery) provider in 60 miles or 60 minutes

Service Areas

■ CentraChoice SE

21.57 miles



Access Detail By County SSA

May 8, 2024

Created by...
HealthPartners

Access Analysis
Cardiac Surgery

Eligible / Provider Groups
National Proxy Census
(CentraChoice SE)
Cardiac Surgery

¹ The Access Standard is defined as (National Proxy Census (CentraChoice SE)) eligibles accessing:
1 (Cardiac Surgery) provider in 60 miles or 60 minutes

Cardiac Surgery/CentraChoice SE Network/MNN004									
State Name	County	County SSA	Eligible	With Access ¹		Without Access ¹		Average Distance	Average Time
			#	#	%	#	%	1	1
Minnesota	Benton	24040	243	243	100.0	0	0.0	9.3	11.2
	Douglas	24200	191	20	10.5	171	89.5	66.1	79.2
	Kandiyohi	24330	231	179	77.5	52	22.5	56.1	62.4
	Meeker	24460	512	512	100.0	0	0.0	33.0	36.3
	Morrison	24480	187	184	98.4	3	1.6	34.4	41.3
	Sherburne	24700	498	498	100.0	0	0.0	12.0	13.2
	Stearns	24720	798	798	100.0	0	0.0	15.9	19.0
	Todd	24760	286	180	62.9	106	37.1	55.7	66.8
	Wadena	24790	167	0	0.0	167	100.0	80.7	93.3
	Wright	24850	743	743	100.0	0	0.0	10.1	11.1
Grand Totals			3,856	3,357	87.1	499	12.9	27.7	32.0

Cardiovascular Disease/CentraChoice SE Network/MNN004

May 8, 2024

Created by...
HealthPartners

Cardiovascular Disease

863 providers at 394 locations

◆ All providers

Cardiovascular Disease

Employee Group
National Proxy Census
(CentraChoice SE)

Provider Group

Cardiovascular Disease

3,856 eligible locations

● With access (3,856)

● Without access (0)

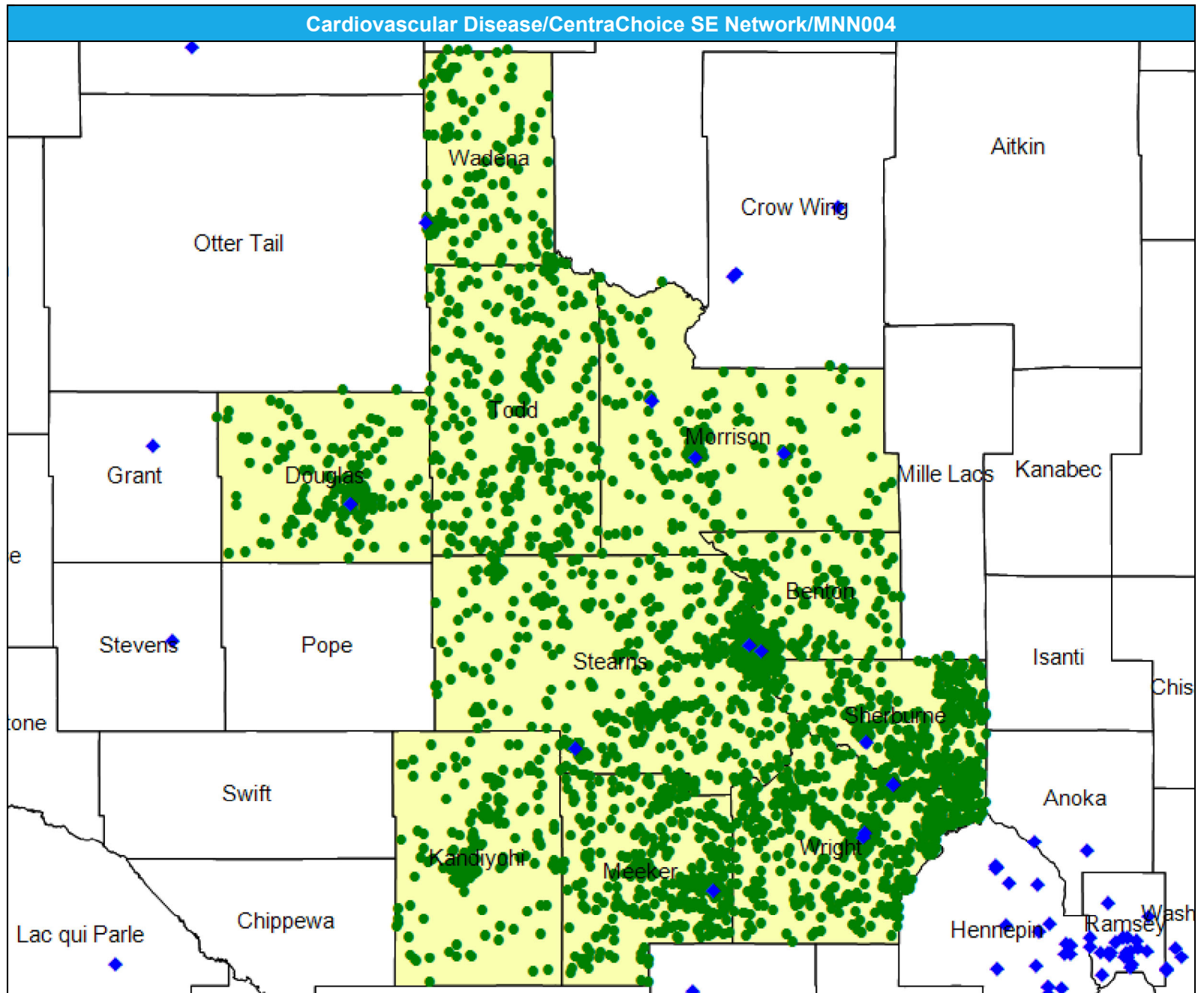
The Access Standard is defined as (National Proxy Census (CentraChoice SE)) eligibles accessing:

1 (Cardiovascular Disease) provider in 60 miles or 60 minutes

Service Areas

■ CentraChoice SE

21.57 miles



Access Detail By County SSA

May 8, 2024

Created by...
HealthPartners

Access Analysis
Cardiovascular Disease

Eligible / Provider Groups
National Proxy Census
(CentraChoice SE)
Cardiovascular Disease

¹ The Access Standard is defined as (National Proxy Census (CentraChoice SE)) eligibles accessing:
¹ (Cardiovascular Disease) provider in 60 miles or 60 minutes

Cardiovascular Disease/CentraChoice SE Network/MNN004									
State Name	County	County SSA	Eligible	With Access ¹		Without Access ¹		Average Distance	Average Time
			#	#	%	#	%	1	1
Minnesota	Benton	24040	243	243	100.0	0	0.0	8.9	10.2
	Douglas	24200	191	191	100.0	0	0.0	7.7	8.4
	Kandiyohi	24330	231	231	100.0	0	0.0	21.8	23.7
	Meeker	24460	512	512	100.0	0	0.0	11.4	12.4
	Morrison	24480	187	187	100.0	0	0.0	7.9	8.6
	Sherburne	24700	498	498	100.0	0	0.0	10.2	11.2
	Stearns	24720	798	798	100.0	0	0.0	10.7	12.0
	Todd	24760	286	286	100.0	0	0.0	21.1	23.0
	Wadena	24790	167	167	100.0	0	0.0	10.8	11.8
	Wright	24850	743	743	100.0	0	0.0	8.6	9.5
Grand Totals			3,856	3,856	100.0	0	0.0	11.4	12.5

Chiropractic Services/CentraChoice SE Network/MNN004

May 8, 2024

Created by...
HealthPartners

Chiropractic Services

2,650 providers at 1,897 locations

◆ All providers

Chiropractic Services

Employee Group

National Proxy Census
(CentraChoice SE)

Provider Group

Chiropractic Services

3,856 eligible locations

● With access (3,856)

● Without access (0)

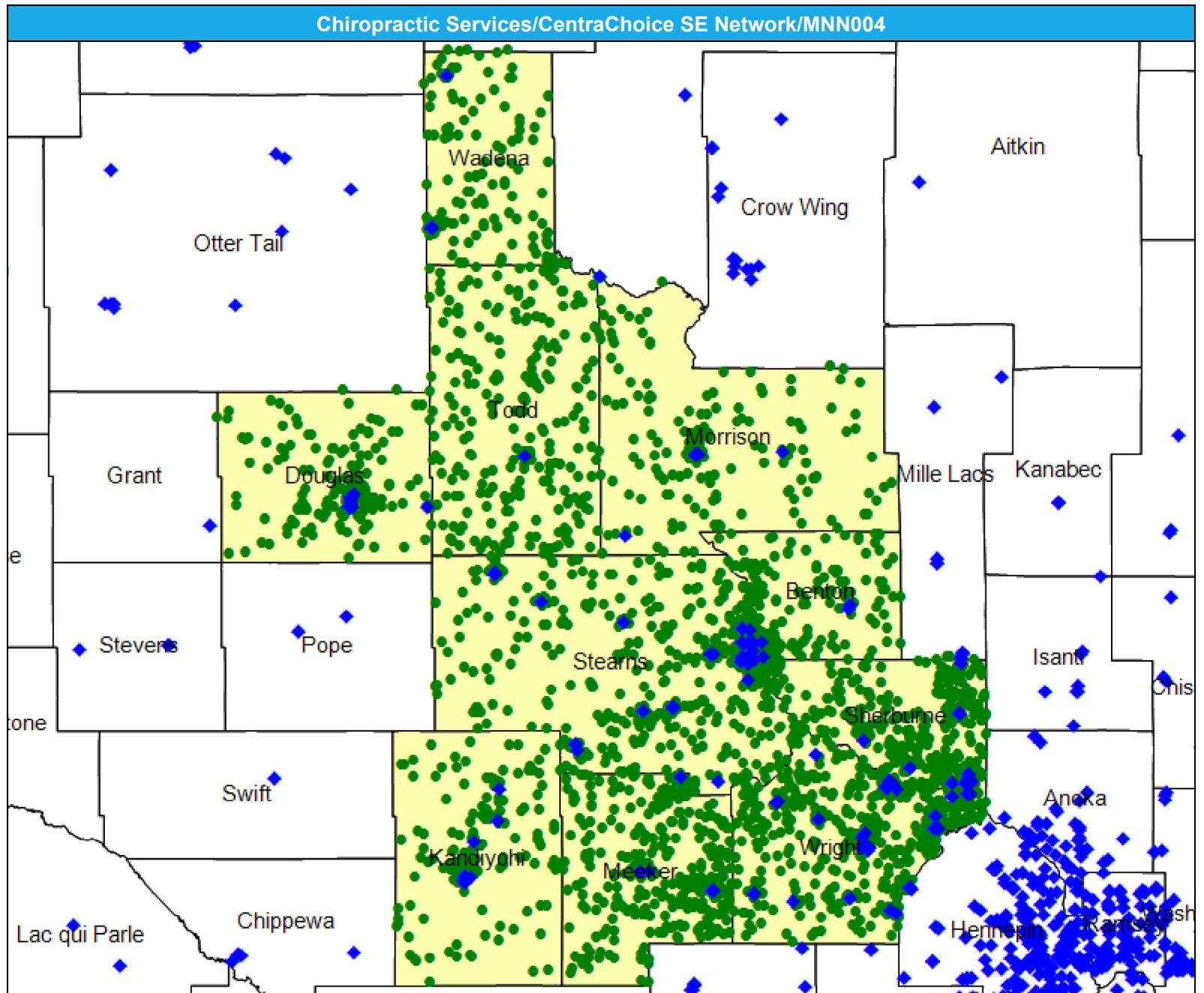
The Access Standard is defined as (National Proxy Census (CentraChoice SE)) eligibles accessing:

1 (Chiropractic Services) provider in 60 miles or 60 minutes

Service Areas

■ CentraChoice SE

21.57 miles



Access Detail By County SSA

May 8, 2024

Created by...
HealthPartners

Access Analysis

Chiropractic Services

Eligible / Provider Groups

National Proxy Census
(CentraChoice SE)
Chiropractic Services

¹ The Access Standard is defined as (National Proxy Census (CentraChoice SE)) eligibles accessing:

¹ (Chiropractic Services) provider in 60 miles or 60 minutes

Chiropractic Services/CentraChoice SE Network/MNN004									
State Name	County	County SSA	Eligible	With Access ¹		Without Access ¹		Average Distance	Average Time
			#	#	%	#	%	1	1
Minnesota	Benton	24040	243	243	100.0	0	0.0	4.5	4.9
	Douglas	24200	191	191	100.0	0	0.0	6.0	6.5
	Kandiyohi	24330	231	231	100.0	0	0.0	4.5	4.9
	Meeker	24460	512	512	100.0	0	0.0	4.9	5.3
	Morrison	24480	187	187	100.0	0	0.0	6.9	7.5
	Sherburne	24700	498	498	100.0	0	0.0	3.1	3.4
	Stearns	24720	798	798	100.0	0	0.0	3.4	3.7
	Todd	24760	286	286	100.0	0	0.0	9.3	10.1
	Wadena	24790	167	167	100.0	0	0.0	6.9	7.5
	Wright	24850	743	743	100.0	0	0.0	2.2	2.4
Grand Totals			3,856	3,856	100.0	0	0.0	4.4	4.7

Colon and Rectal Surgery/CentraChoice SE Network/MNN004

May 8, 2024

Created by...
HealthPartners

Colon and Rectal Surgery

60 providers at 44 locations

◆ All providers

Colon and Rectal Surgery

Employee Group

National Proxy Census
(CentraChoice SE)

Provider Group

Colon and Rectal Surgery

3,856 eligible locations

● With access (3,350)

● Without access (506)

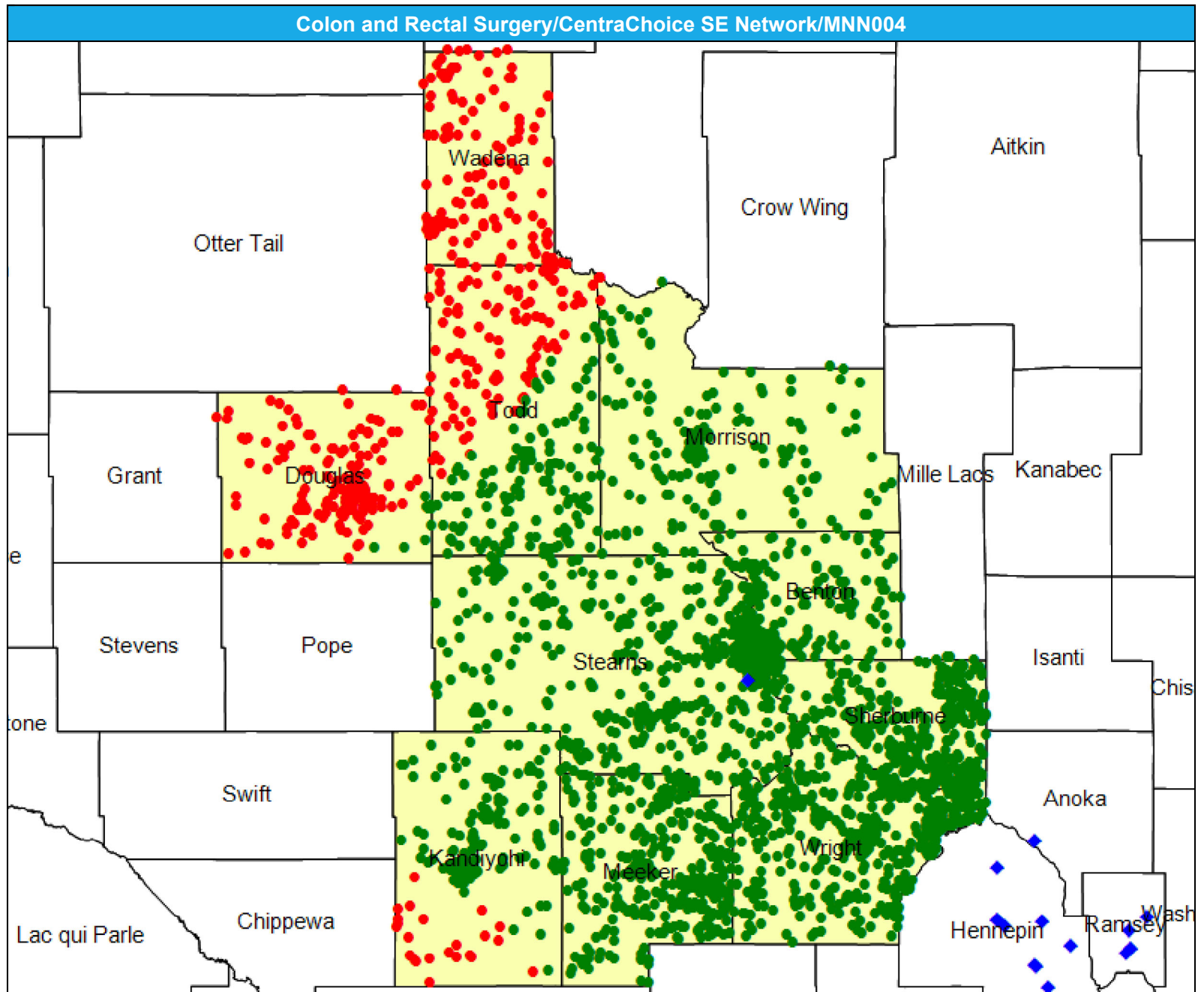
The Access Standard is defined as (National Proxy Census (CentraChoice SE)) eligibles accessing:

1 (Colon and Rectal Surgery) provider in 60 miles or 60 minutes

Service Areas

■ CentraChoice SE

21.57 miles



Access Detail By County SSA

May 8, 2024

Created by...
HealthPartners

Access Analysis

Colon and Rectal Surgery

Eligible / Provider Groups

National Proxy Census
(CentraChoice SE)

Colon and Rectal Surgery

¹ The Access Standard is defined as (National Proxy Census (CentraChoice SE)) eligibles accessing:

1 (Colon and Rectal Surgery) provider in 60 miles or 60 minutes

Colon and Rectal Surgery/CentraChoice SE Network/MNN004									
State Name	County	County SSA	Eligible	With Access ¹		Without Access ¹		Average Distance	Average Time
			#	#	%	#	%	1	1
Minnesota	Benton	24040	243	243	100.0	0	0.0	14.6	15.9
	Douglas	24200	191	10	5.2	181	94.8	68.8	75.0
	Kandiyohi	24330	231	208	90.0	23	10.0	54.1	59.0
	Meeker	24460	512	512	100.0	0	0.0	35.3	38.4
	Morrison	24480	187	183	97.9	4	2.1	38.6	42.0
	Sherburne	24700	498	498	100.0	0	0.0	20.4	23.7
	Stearns	24720	798	798	100.0	0	0.0	16.5	18.0
	Todd	24760	286	155	54.2	131	45.8	59.1	64.5
	Wadena	24790	167	0	0.0	167	100.0	82.9	90.4
	Wright	24850	743	743	100.0	0	0.0	20.3	23.8
Grand Totals			3,856	3,350	86.9	506	13.1	32.1	35.5

Dental Providers – Pediatric/CentraChoice SE Network/MNN004

May 8, 2024

Created by...
HealthPartners

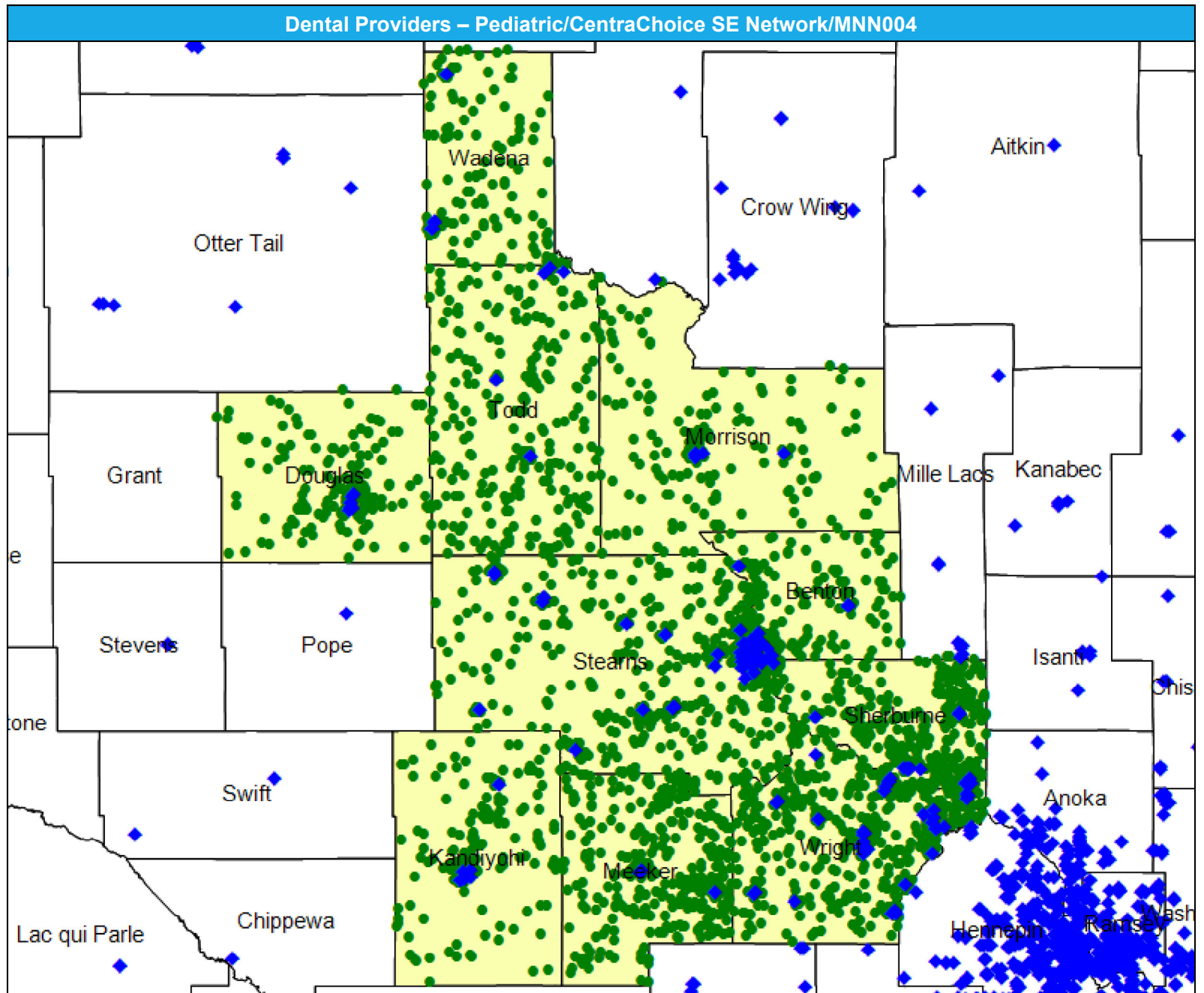
Dental Providers Pediatric
2,467 providers at 1,534 locations
◆ All providers

Dental Providers - Pediatric
Employee Group
National Proxy Census
(CentraChoice SE)
Provider Group
Dental Providers Pediatric
3,856 eligible locations
● With access (3,856)
● Without access (0)

The Access Standard is defined as (National Proxy Census (CentraChoice SE)) eligibles accessing:
1 (Dental Providers Pediatric) provider in 60 miles or 60 minutes

Service Areas
■ CentraChoice SE

21.57 miles



Access Detail By County SSA

May 8, 2024

Created by...
HealthPartners

Access Analysis
Dental Providers - Pediatric

Eligible / Provider Groups
National Proxy Census
(CentraChoice SE)
Dental Providers Pediatric

¹ The Access Standard is defined as (National Proxy Census (CentraChoice SE)) eligibles accessing:
1 (Dental Providers Pediatric) provider in 60 miles or 60 minutes

Dental Providers – Pediatric/CentraChoice SE Network/MNN004									
State Name	County	County SSA	Eligible	With Access ¹		Without Access ¹		Average Distance	Average Time
			#	#	%	#	%	1	1
Minnesota	Benton	24040	243	243	100.0	0	0.0	3.5	3.7
	Douglas	24200	191	191	100.0	0	0.0	6.8	7.4
	Kandiyohi	24330	231	231	100.0	0	0.0	5.1	5.5
	Meeker	24460	512	512	100.0	0	0.0	5.9	6.4
	Morrison	24480	187	187	100.0	0	0.0	7.4	8.0
	Sherburne	24700	498	498	100.0	0	0.0	3.5	3.7
	Stearns	24720	798	798	100.0	0	0.0	3.0	3.2
	Todd	24760	286	286	100.0	0	0.0	7.2	7.8
	Wadena	24790	167	167	100.0	0	0.0	5.8	6.3
	Wright	24850	743	743	100.0	0	0.0	2.3	2.4
Grand Totals			3,856	3,856	100.0	0	0.0	4.3	4.6

Dermatology/CentraChoice SE Network/MNN004

May 8, 2024

Created by...
HealthPartners

Dermatology

453 providers at 273 locations

◆ All providers

Dermatology

Employee Group
National Proxy Census
(CentraChoice SE)

Provider Group
Dermatology

3,856 eligible locations

● With access (3,856)

● Without access (0)

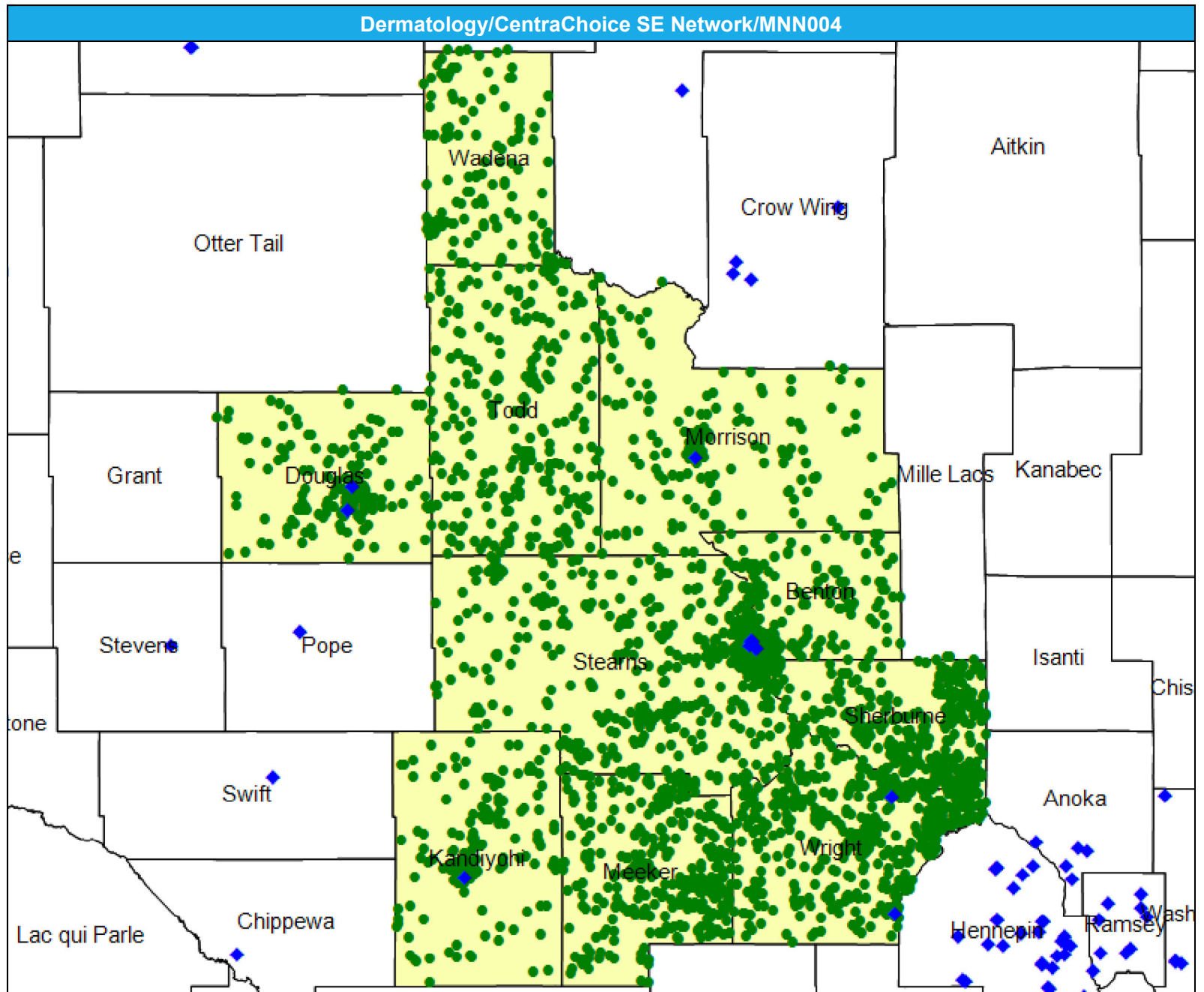
The Access Standard is defined as (National Proxy Census (CentraChoice SE)) eligibles accessing:

1 (Dermatology) provider in 60 miles or 60 minutes

Service Areas

■ CentraChoice SE

21.57 miles



Access Detail By County SSA

May 8, 2024

Created by...
HealthPartners

Access Analysis
Dermatology

Eligible / Provider Groups
National Proxy Census
(CentraChoice SE)
Dermatology

¹ The Access Standard is defined as (National Proxy Census (CentraChoice SE)) eligibles accessing:

¹ (Dermatology) provider in 60 miles or 60 minutes

Dermatology/CentraChoice SE Network/MNN004									
State Name	County	County SSA	Eligible	With Access ¹		Without Access ¹		Average Distance	Average Time
			#	#	%	#	%	1	1
Minnesota	Benton	24040	243	243	100.0	0	0.0	9.2	10.1
	Douglas	24200	191	191	100.0	0	0.0	7.1	7.7
	Kandiyohi	24330	231	231	100.0	0	0.0	8.7	9.4
	Meeker	24460	512	512	100.0	0	0.0	27.3	29.8
	Morrison	24480	187	187	100.0	0	0.0	11.8	12.9
	Sherburne	24700	498	498	100.0	0	0.0	13.6	15.0
	Stearns	24720	798	798	100.0	0	0.0	14.2	15.8
	Todd	24760	286	286	100.0	0	0.0	25.7	27.9
	Wadena	24790	167	167	100.0	0	0.0	35.4	38.5
	Wright	24850	743	743	100.0	0	0.0	10.4	11.5
Grand Totals			3,856	3,856	100.0	0	0.0	15.8	17.3

Endocrinology/CentraChoice SE Network/MNN004

May 8, 2024

Created by...
HealthPartners

Endocrinology

172 providers at 134 locations

◆ All providers

Endocrinology

Employee Group
National Proxy Census
(CentraChoice SE)

Provider Group
Endocrinology

3,856 eligible locations

● With access (3,850)

● Without access (6)

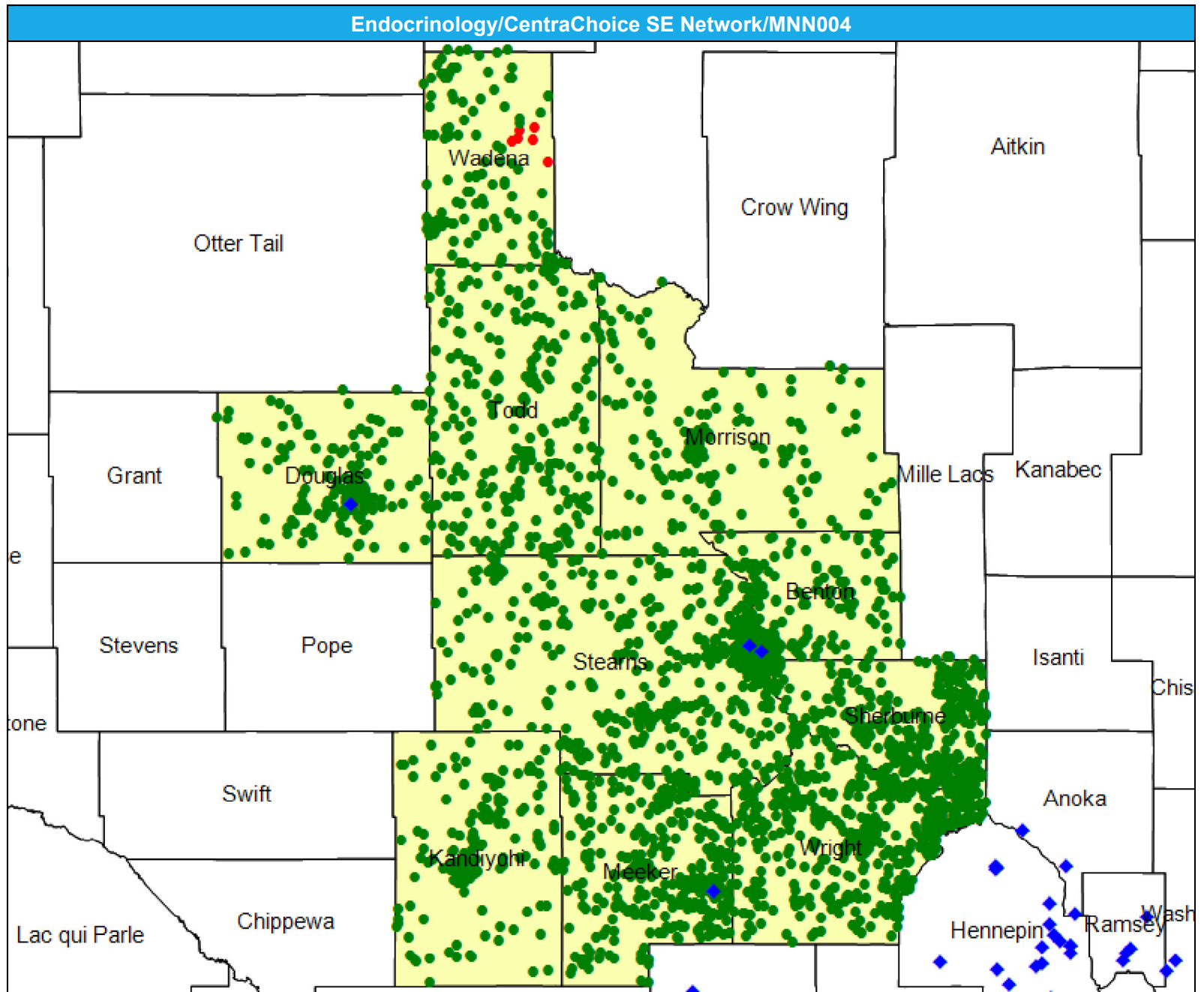
The Access Standard is defined as (National Proxy Census (CentraChoice SE)) eligibles accessing:

1 (Endocrinology) provider in 60 miles or 60 minutes

Service Areas

■ CentraChoice SE

21.57 miles



Access Detail By County SSA

May 8, 2024

Created by...
HealthPartners

Access Analysis

Endocrinology

Eligible / Provider Groups

National Proxy Census
(CentraChoice SE)
Endocrinology

¹ The Access Standard is defined as (National Proxy Census (CentraChoice SE)) eligibles accessing:

1 (Endocrinology) provider in 60 miles or 60 minutes

Endocrinology/CentraChoice SE Network/MNN004									
State Name	County	County SSA	Eligible	With Access ¹		Without Access ¹		Average Distance	Average Time
			#	#	%	#	%	1	1
Minnesota	Benton	24040	243	243	100.0	0	0.0	9.3	11.2
	Douglas	24200	191	191	100.0	0	0.0	8.2	8.9
	Kandiyohi	24330	231	231	100.0	0	0.0	36.8	40.2
	Meeker	24460	512	512	100.0	0	0.0	13.3	14.4
	Morrison	24480	187	187	100.0	0	0.0	34.3	40.5
	Sherburne	24700	498	498	100.0	0	0.0	19.9	22.2
	Stearns	24720	798	798	100.0	0	0.0	14.7	17.2
	Todd	24760	286	286	100.0	0	0.0	34.3	37.4
	Wadena	24790	167	161	96.4	6	3.6	50.8	55.3
	Wright	24850	743	743	100.0	0	0.0	17.3	19.4
Grand Totals			3,856	3,850	99.8	6	0.2	20.3	22.8

Gastroenterology/CentraChoice SE Network/MNN004

May 8, 2024

Created by...
HealthPartners

Gastroenterology
453 providers at 160 locations
◆ All providers

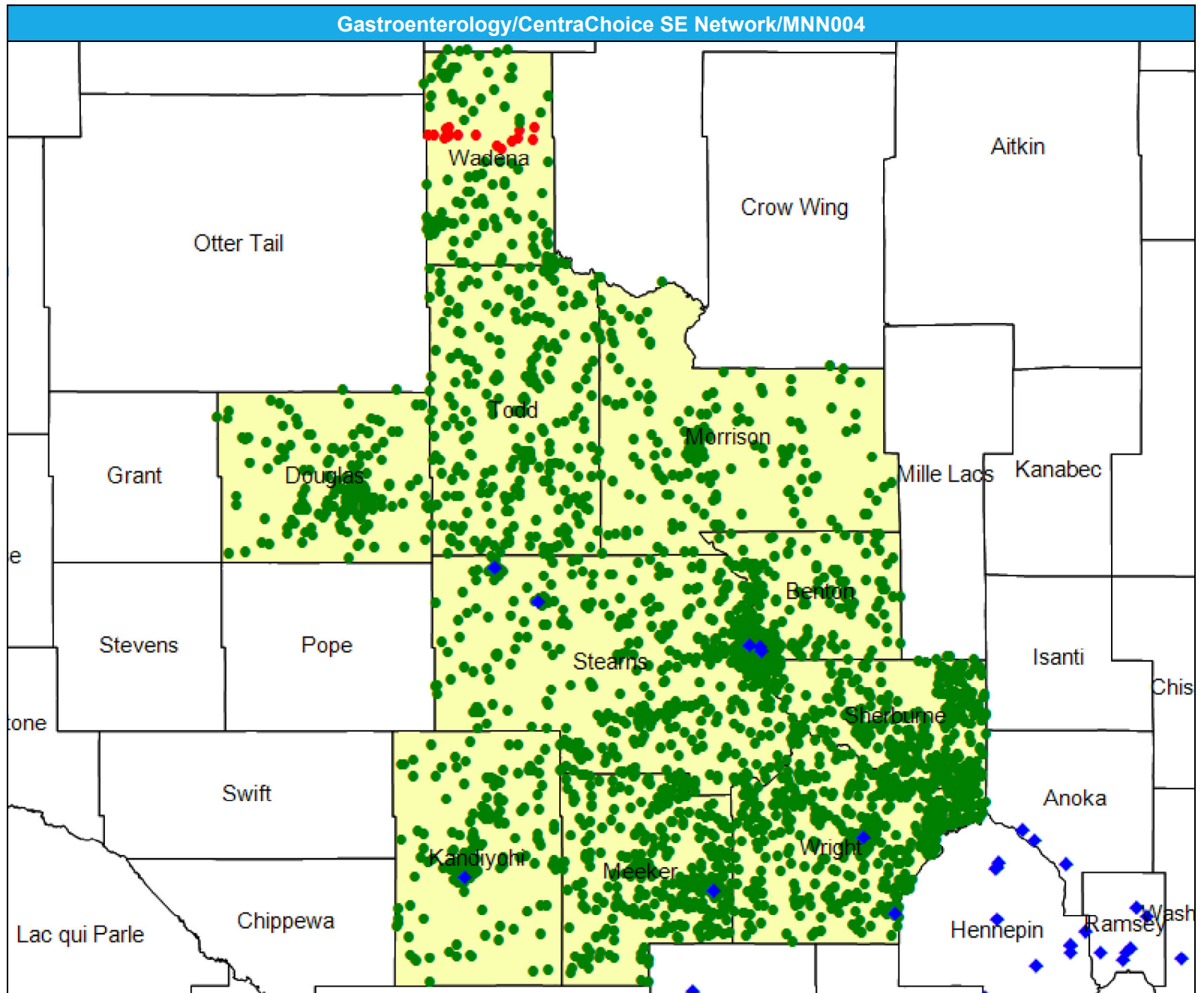
Gastroenterology
Employee Group
National Proxy Census
(CentraChoice SE)
Provider Group
Gastroenterology

3,856 eligible locations
● With access (3,838)
● Without access (18)

The Access Standard is defined as (National Proxy Census (CentraChoice SE)) eligibles accessing:
1 (Gastroenterology) provider in 60 miles or 60 minutes

Service Areas
■ CentraChoice SE

21.57 miles



Access Detail By County SSA

May 8, 2024

Created by...
HealthPartners

Access Analysis
Gastroenterology

Eligible / Provider Groups
National Proxy Census (CentraChoice SE)
Gastroenterology

¹ The Access Standard is defined as (National Proxy Census (CentraChoice SE)) eligibles accessing:
¹ (Gastroenterology) provider in 60 miles or 60 minutes

Gastroenterology/CentraChoice SE Network/MNN004									
State Name	County	County SSA	Eligible	With Access ¹		Without Access ¹		Average Distance	Average Time
			#	#	%	#	%	1	1
Minnesota	Benton	24040	243	243	100.0	0	0.0	9.1	10.9
	Douglas	24200	191	191	100.0	0	0.0	29.8	32.4
	Kandiyohi	24330	231	231	100.0	0	0.0	8.6	9.4
	Meeker	24460	512	512	100.0	0	0.0	13.0	14.1
	Morrison	24480	187	187	100.0	0	0.0	32.3	37.6
	Sherburne	24700	498	498	100.0	0	0.0	17.4	19.2
	Stearns	24720	798	798	100.0	0	0.0	9.5	10.9
	Todd	24760	286	286	100.0	0	0.0	25.7	28.0
	Wadena	24790	167	149	89.2	18	10.8	52.8	57.6
	Wright	24850	743	743	100.0	0	0.0	9.5	10.4
Grand Totals			3,856	3,838	99.5	18	0.5	16.1	17.9

General Surgery/CentraChoice SE Network/MNN004

May 8, 2024

Created by...
HealthPartners

General Surgery

758 providers at 404 locations

◆ All providers

General Surgery

Employee Group
National Proxy Census
(CentraChoice SE)
Provider Group
General Surgery

3,856 eligible locations

● With access (3,856)

● Without access (0)

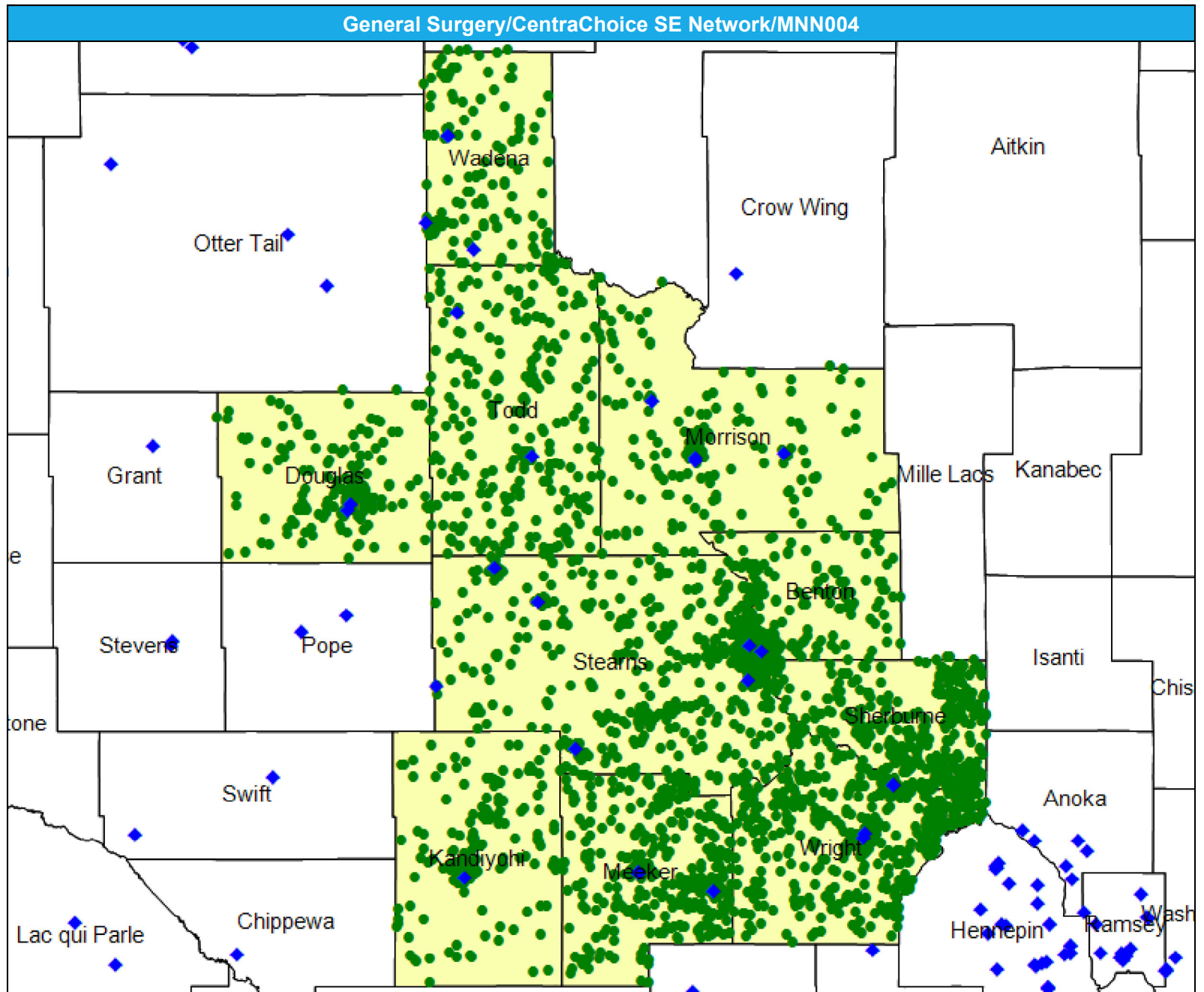
The Access Standard is defined as (National Proxy Census (CentraChoice SE)) eligibles accessing:

1 (General Surgery) provider in 60 miles or 60 minutes

Service Areas

■ CentraChoice SE

21.57 miles



Access Detail By County SSA

May 8, 2024

Created by...
HealthPartners

Access Analysis
General Surgery

Eligible / Provider Groups
National Proxy Census
(CentraChoice SE)
General Surgery

¹ The Access Standard is defined as (National Proxy Census (CentraChoice SE)) eligibles accessing:
1 (General Surgery) provider in 60 miles or 60 minutes

General Surgery/CentraChoice SE Network/MNN004									
State Name	County	County SSA	Eligible	With Access ¹		Without Access ¹		Average Distance	Average Time
			#	#	%	#	%	1	1
Minnesota	Benton	24040	243	243	100.0	0	0.0	9.0	10.5
	Douglas	24200	191	191	100.0	0	0.0	7.4	8.1
	Kandiyohi	24330	231	231	100.0	0	0.0	7.3	7.9
	Meeker	24460	512	512	100.0	0	0.0	6.6	7.2
	Morrison	24480	187	187	100.0	0	0.0	7.8	8.5
	Sherburne	24700	498	498	100.0	0	0.0	11.9	12.9
	Stearns	24720	798	798	100.0	0	0.0	6.4	7.2
	Todd	24760	286	286	100.0	0	0.0	9.5	10.3
	Wadena	24790	167	167	100.0	0	0.0	6.5	7.1
	Wright	24850	743	743	100.0	0	0.0	8.3	9.0
Grand Totals			3,856	3,856	100.0	0	0.0	8.1	8.9

Genetics/CentraChoice SE Network/MNN004

May 8, 2024

Created by...
HealthPartners

Genetics

27 providers at 24 locations

◆ All providers

Genetics

Employee Group
National Proxy Census
(CentraChoice SE)

Provider Group
Genetics

3,856 eligible locations

● With access (3,279)

● Without access (577)

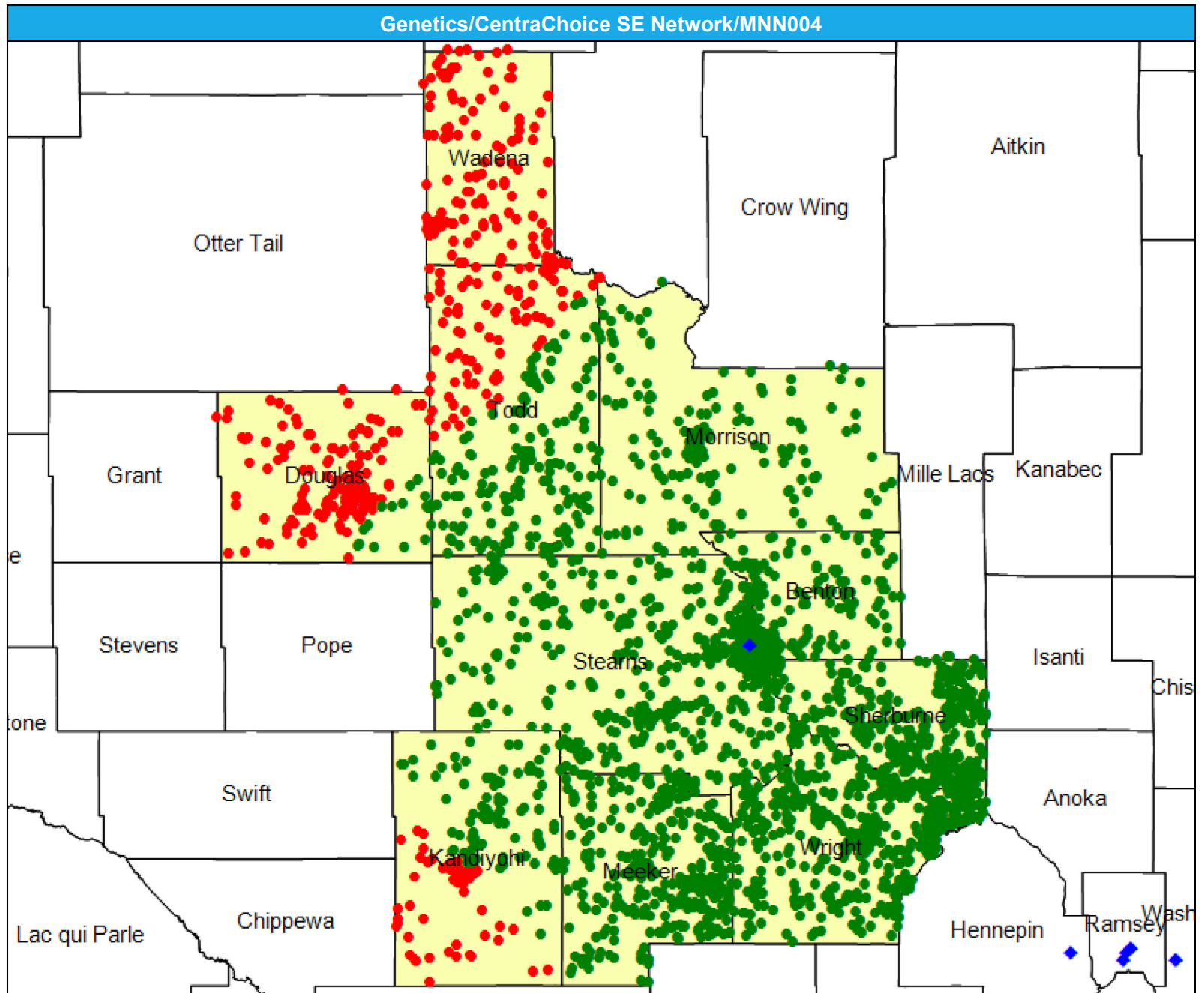
The Access Standard is defined as (National Proxy Census (CentraChoice SE)) eligibles accessing:

1 (Genetics) provider in 60 miles or 60 minutes

Service Areas

■ CentraChoice SE

21.57 miles



Access Detail By County SSA

May 8, 2024

Created by...
HealthPartners

Access Analysis
Genetics

Eligible / Provider Groups
National Proxy Census
(CentraChoice SE)
Genetics

¹ The Access Standard is defined as (National Proxy Census (CentraChoice SE)) eligibles accessing:
1 (Genetics) provider in 60 miles or 60 minutes

Genetics/CentraChoice SE Network/MNN004									
State Name	County	County SSA	Eligible	With Access ¹		Without Access ¹		Average Distance	Average Time
			#	#	%	#	%	1	1
Minnesota	Benton	24040	243	243	100.0	0	0.0	10.3	12.3
	Douglas	24200	191	20	10.5	171	89.5	66.1	79.2
	Kandiyohi	24330	231	101	43.7	130	56.3	58.3	69.9
	Meeker	24460	512	512	100.0	0	0.0	39.3	47.1
	Morrison	24480	187	184	98.4	3	1.6	34.6	41.5
	Sherburne	24700	498	498	100.0	0	0.0	30.4	38.2
	Stearns	24720	798	798	100.0	0	0.0	16.3	19.6
	Todd	24760	286	180	62.9	106	37.1	55.7	66.8
	Wadena	24790	167	0	0.0	167	100.0	80.7	93.2
	Wright	24850	743	743	100.0	0	0.0	33.2	43.2
Grand Totals			3,856	3,279	85.0	577	15.0	35.6	43.4

Infectious Disease/CentraChoice SE Network/MNN004

May 8, 2024

Created by...
HealthPartners

Infectious Disease

229 providers at 100 locations

◆ All providers

Infectious Disease

Employee Group

National Proxy Census
(CentraChoice SE)

Provider Group

Infectious Disease

3,856 eligible locations

● With access (3,619)

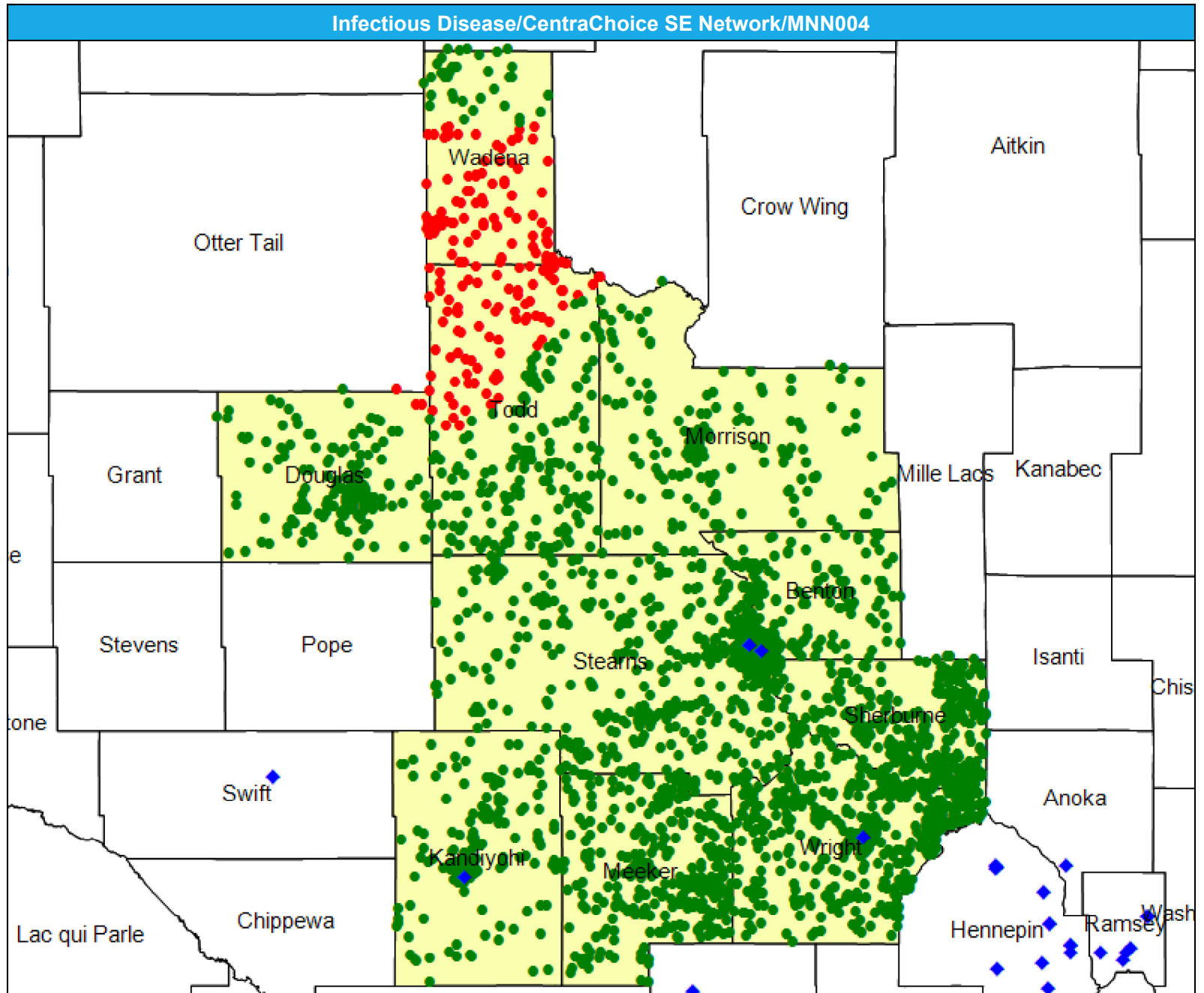
● Without access (237)

The Access Standard is defined as
(National Proxy Census
(CentraChoice SE)) eligibles
accessing:

1 (Infectious Disease) provider
in 60 miles or 60 minutes

Service Areas

■ CentraChoice SE



Access Detail By County SSA

May 8, 2024

Created by...
HealthPartners

Access Analysis
Infectious Disease

Eligible / Provider Groups
National Proxy Census
(CentraChoice SE)
Infectious Disease

¹ The Access Standard is defined as (National Proxy Census (CentraChoice SE)) eligibles accessing:
1 (Infectious Disease) provider in 60 miles or 60 minutes

Infectious Disease/CentraChoice SE Network/MNN004									
State Name	County	County SSA	Eligible	With Access ¹		Without Access ¹		Average Distance	Average Time
			#	#	%	#	%	1	1
Minnesota	Benton	24040	243	243	100.0	0	0.0	9.3	11.2
	Douglas	24200	191	188	98.4	3	1.6	45.5	49.6
	Kandiyohi	24330	231	231	100.0	0	0.0	8.7	9.4
	Meeker	24460	512	512	100.0	0	0.0	21.1	23.2
	Morrison	24480	187	184	98.4	3	1.6	34.4	41.3
	Sherburne	24700	498	498	100.0	0	0.0	17.8	20.6
	Stearns	24720	798	798	100.0	0	0.0	15.2	17.9
	Todd	24760	286	182	63.6	104	36.4	55.5	65.4
	Wadena	24790	167	40	24.0	127	76.0	67.6	74.5
	Wright	24850	743	743	100.0	0	0.0	11.6	12.8
Grand Totals			3,856	3,619	93.9	237	6.1	22.5	25.7

Mammography/CentraChoice SE Network/MNN004

May 8, 2024

Created by...
HealthPartners

Mammography

195 providers at 233 locations

◆ All providers

Mammography

Employee Group
National Proxy Census
(CentraChoice SE)

Provider Group
Mammography

3,856 eligible locations

● With access (3,856)

● Without access (0)

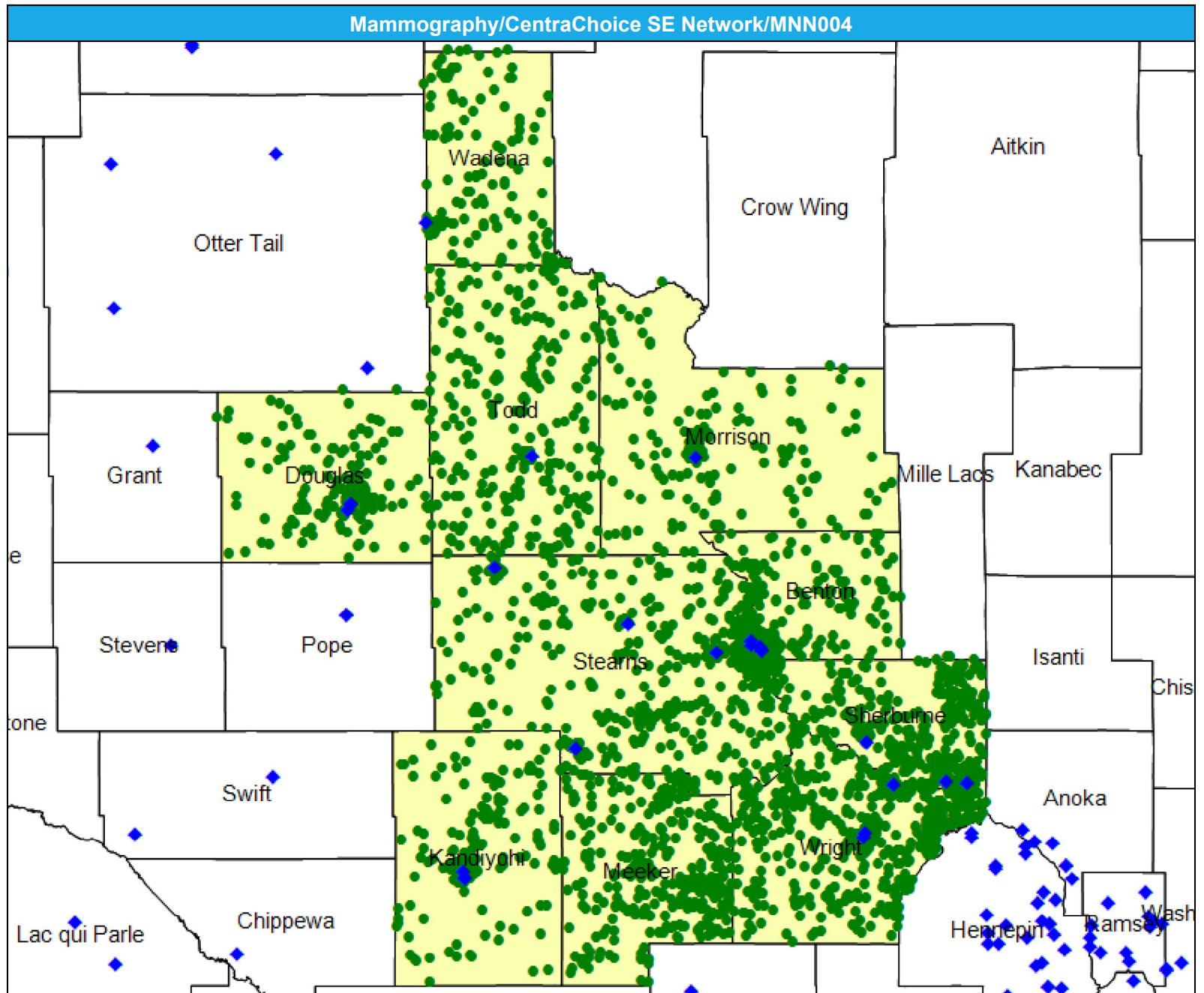
The Access Standard is defined as (National Proxy Census (CentraChoice SE)) eligibles accessing:

1 (Mammography) provider in 60 miles or 60 minutes

Service Areas

■ CentraChoice SE

21.57 miles



Access Detail By County SSA

May 8, 2024

Created by...
HealthPartners

Access Analysis
Mammography

Eligible / Provider Groups
National Proxy Census
(CentraChoice SE)
Mammography

¹ The Access Standard is defined as (National Proxy Census (CentraChoice SE)) eligibles accessing:
1 (Mammography) provider in 60 miles or 60 minutes

Mammography/CentraChoice SE Network/MNN004									
State Name	County	County SSA	Eligible	With Access ¹		Without Access ¹		Average Distance	Average Time
			#	#	%	#	%	1	1
Minnesota	Benton	24040	243	243	100.0	0	0.0	8.9	9.8
	Douglas	24200	191	191	100.0	0	0.0	7.0	7.6
	Kandiyohi	24330	231	231	100.0	0	0.0	7.2	7.8
	Meeker	24460	512	512	100.0	0	0.0	18.1	19.7
	Morrison	24480	187	187	100.0	0	0.0	12.3	13.4
	Sherburne	24700	498	498	100.0	0	0.0	6.3	6.8
	Stearns	24720	798	798	100.0	0	0.0	6.5	7.1
	Todd	24760	286	286	100.0	0	0.0	12.5	13.6
	Wadena	24790	167	167	100.0	0	0.0	10.8	11.8
	Wright	24850	743	743	100.0	0	0.0	8.2	8.9
Grand Totals			3,856	3,856	100.0	0	0.0	9.5	10.3

Nephrology/CentraChoice SE Network/MNN004

May 8, 2024

Created by...
HealthPartners

Nephrology

300 providers at 210 locations

◆ All providers

Nephrology

Employee Group
National Proxy Census
(CentraChoice SE)

Provider Group
Nephrology

3,856 eligible locations

● With access (3,723)
● Without access (133)

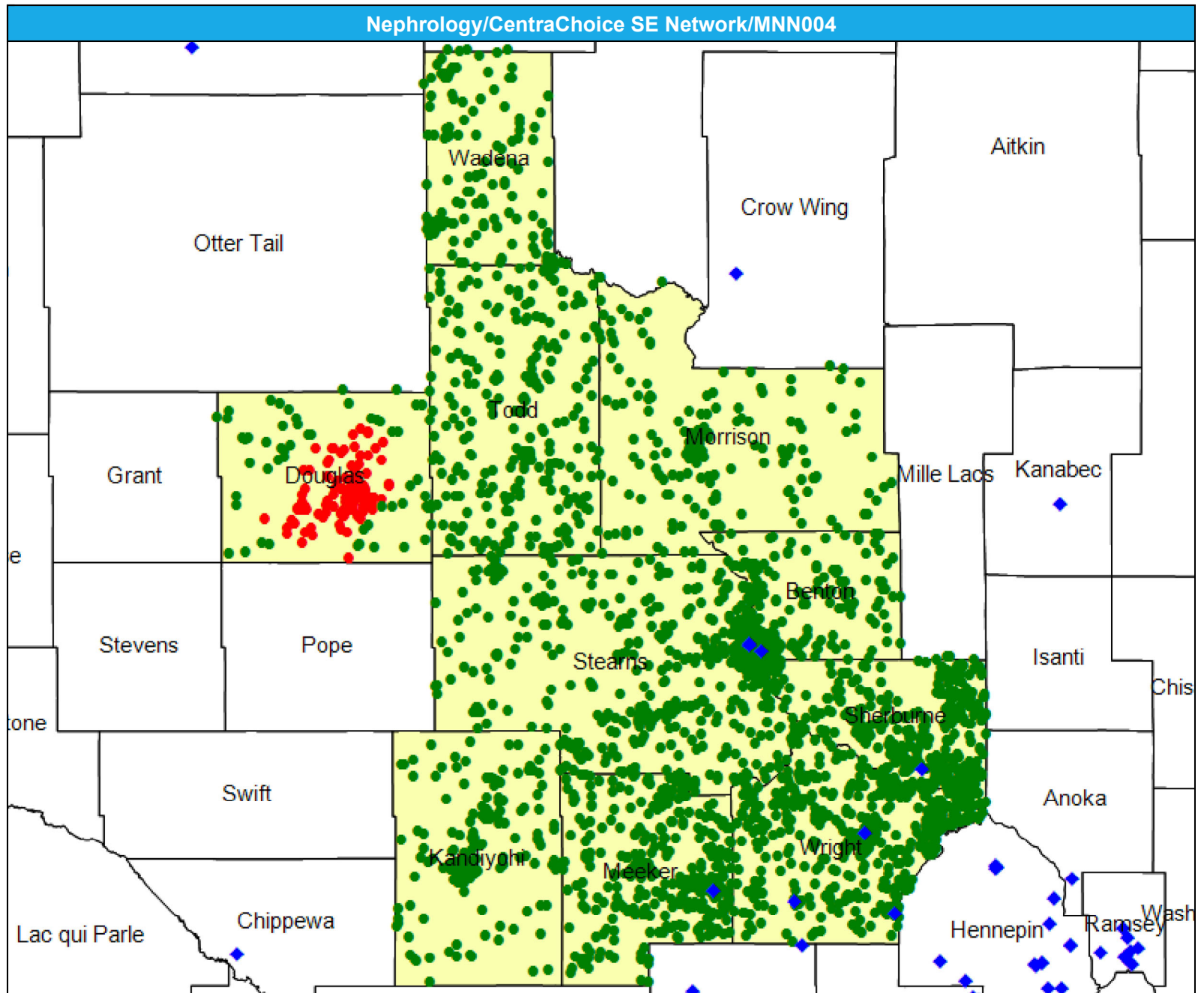
The Access Standard is defined as (National Proxy Census (CentraChoice SE)) eligibles accessing:

1 (Nephrology) provider in 60 miles or 60 minutes

Service Areas

■ CentraChoice SE

21.57 miles



Access Detail By County SSA

May 8, 2024

Created by...
HealthPartners

Access Analysis
Nephrology

Eligible / Provider Groups
National Proxy Census
(CentraChoice SE)
Nephrology

¹ The Access Standard is defined as (National Proxy Census (CentraChoice SE)) eligibles accessing:
1 (Nephrology) provider in 60 miles or 60 minutes

Nephrology/CentraChoice SE Network/MNN004									
State Name	County	County SSA	Eligible	With Access ¹		Without Access ¹		Average Distance	Average Time
			#	#	%	#	%	1	1
Minnesota	Benton	24040	243	243	100.0	0	0.0	9.3	10.4
	Douglas	24200	191	58	30.4	133	69.6	61.2	66.7
	Kandiyohi	24330	231	231	100.0	0	0.0	35.7	38.9
	Meeker	24460	512	512	100.0	0	0.0	13.3	14.4
	Morrison	24480	187	187	100.0	0	0.0	26.7	29.1
	Sherburne	24700	498	498	100.0	0	0.0	9.4	10.4
	Stearns	24720	798	798	100.0	0	0.0	15.7	17.4
	Todd	24760	286	286	100.0	0	0.0	41.0	44.7
	Wadena	24790	167	167	100.0	0	0.0	27.1	29.5
	Wright	24850	743	743	100.0	0	0.0	7.7	8.4
Grand Totals			3,856	3,723	96.6	133	3.4	19.0	20.8

Neurology and Neurological Surgery/CentraChoice SE Network/MNN004

May 8, 2024

Created by...
HealthPartners

Neurology and Neurological Surgery

807 providers at 280 locations
◆ All providers

Neurology and Neurological Surgery

Employee Group
National Proxy Census
(CentraChoice SE)

Provider Group
Neurology and Neurological
Surgery

3,856 eligible locations
● With access (3,856)
● Without access (0)

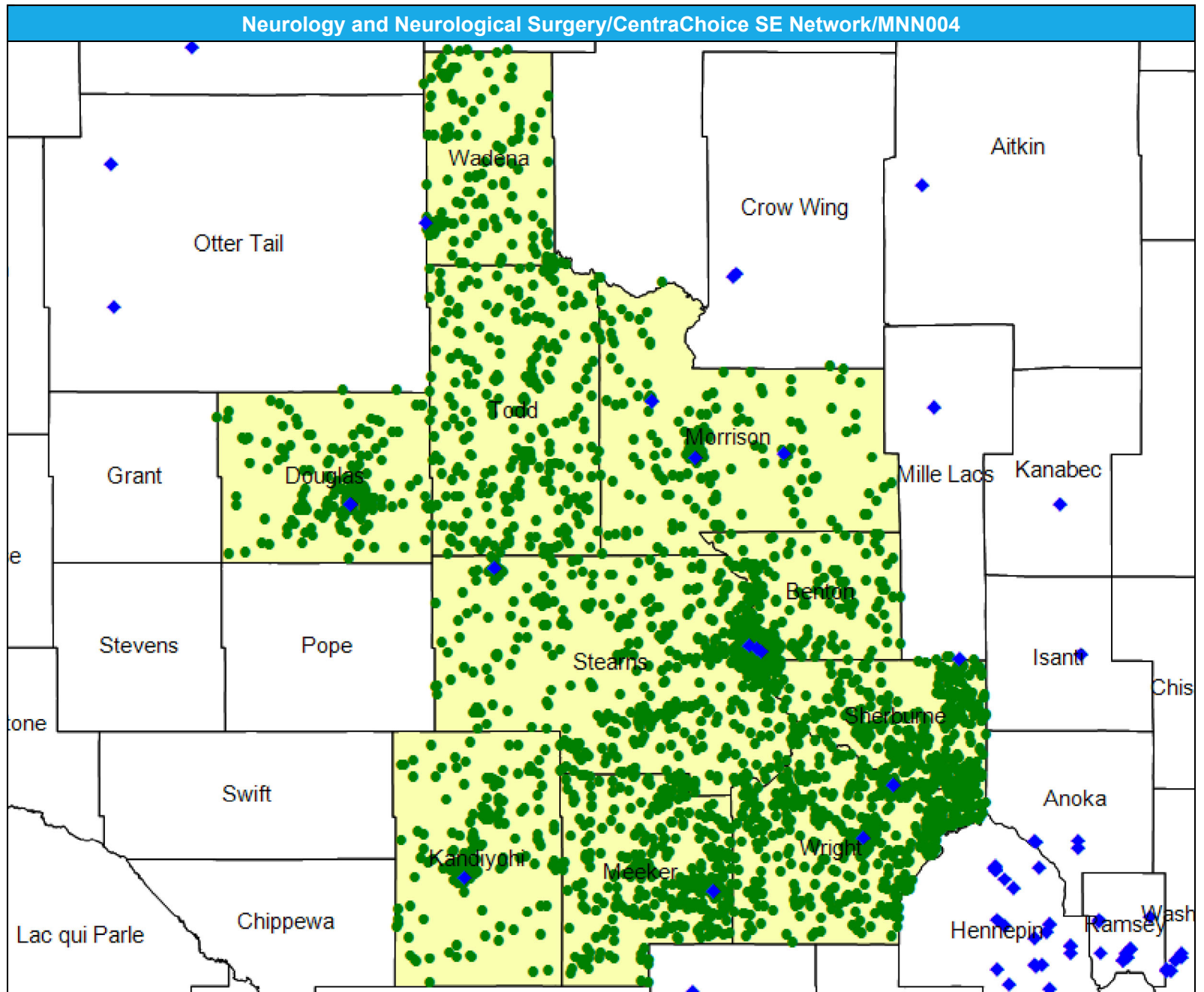
The Access Standard is defined as
(National Proxy Census
(CentraChoice SE)) eligibles
accessing:

1 (Neurology and Neurological
Surgery) provider in 60 miles or
60 minutes

Service Areas

■ CentraChoice SE

21.57 miles



Access Detail By County SSA

May 8, 2024

Created by...
HealthPartners

Access Analysis

Neurology and Neurological Surgery

Eligible / Provider Groups

National Proxy Census (CentraChoice SE)
Neurology and Neurological Surgery

¹ The Access Standard is defined as (National Proxy Census (CentraChoice SE)) eligibles accessing:

1 (Neurology and Neurological Surgery) provider in 60 miles or 60 minutes

Neurology and Neurological Surgery/CentraChoice SE Network/MNN004									
State Name	County	County SSA	Eligible	With Access ¹		Without Access ¹		Average Distance	Average Time
			#	#	%	#	%	1	1
Minnesota	Benton	24040	243	243	100.0	0	0.0	8.6	9.9
	Douglas	24200	191	191	100.0	0	0.0	8.1	8.8
	Kandiyohi	24330	231	231	100.0	0	0.0	8.7	9.4
	Meeker	24460	512	512	100.0	0	0.0	13.0	14.1
	Morrison	24480	187	187	100.0	0	0.0	7.8	8.5
	Sherburne	24700	498	498	100.0	0	0.0	9.0	9.9
	Stearns	24720	798	798	100.0	0	0.0	10.8	12.5
	Todd	24760	286	286	100.0	0	0.0	17.7	19.2
	Wadena	24790	167	167	100.0	0	0.0	13.0	14.1
	Wright	24850	743	743	100.0	0	0.0	8.9	9.8
Grand Totals			3,856	3,856	100.0	0	0.0	10.6	11.7

Obstetrics and Gynecology Physicians, Certified Nurse Midwives, Certified Professional Midwives, and/or OB/GYN Nurse Practitioners

May 8, 2024

Created by...
HealthPartners

Obstetrics and Gynecology Physicians, Certified Nurse Midwives, Certified Professional Midwives, and/or OB/GYN Nurse Practitioners

1,944 providers at 578 locations

◆ All providers

OB/GYN

Employee Group
National Proxy Census
(CentraChoice SE)

Provider Group

Obstetrics and Gynecology Physicians, Certified Nurse Midwives, Certified Professional Midwives, and/or OB/GYN Nurse Practitioners

3,856 eligible locations

● With access (3,856)

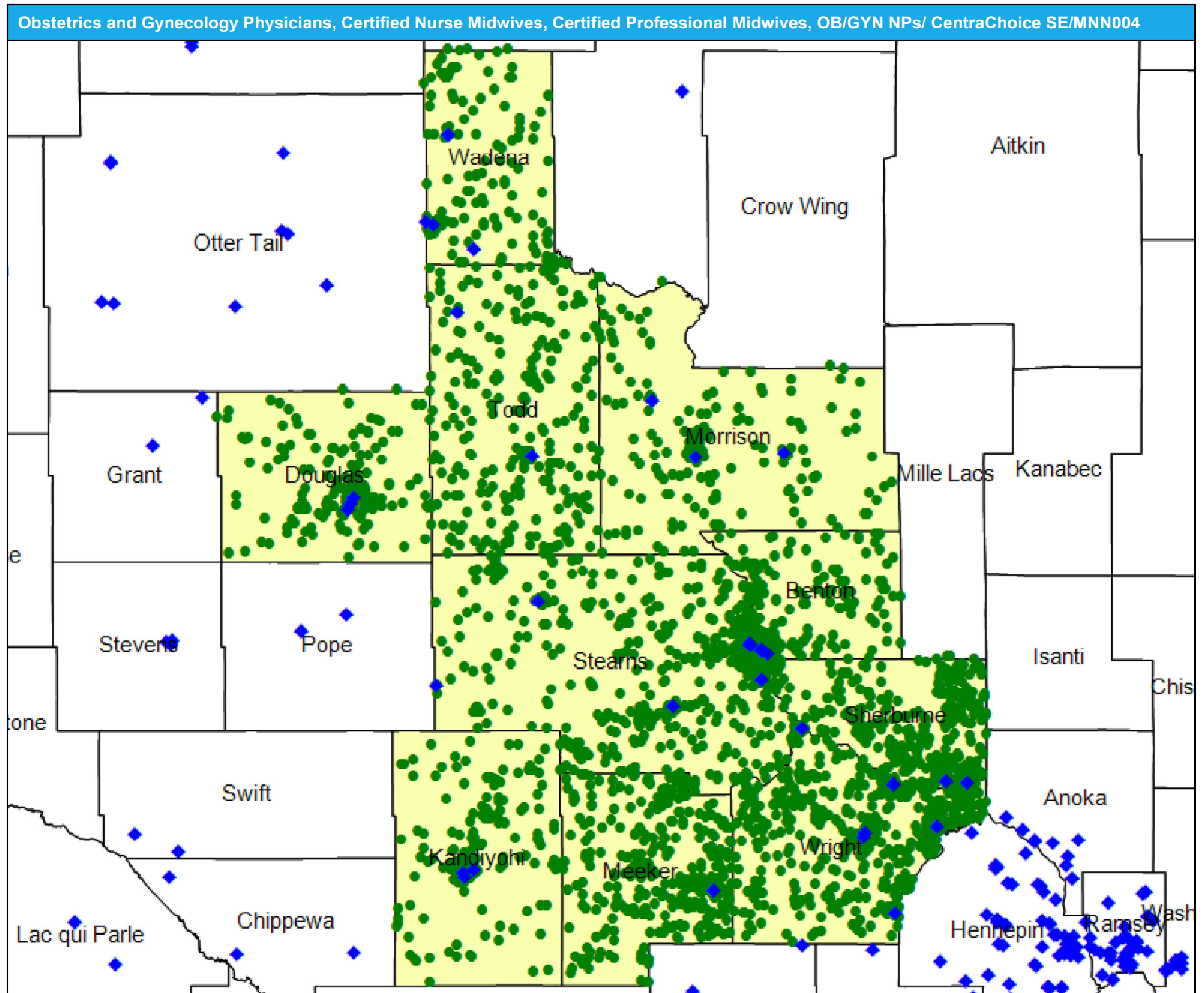
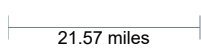
● Without access (0)

The Access Standard is defined as (National Proxy Census (CentraChoice SE)) eligibles accessing:

1 (Obstetrics and Gynecology Physicians, Certified Nurse Midwives, Certified Professional Midwives, and/or OB/GYN Nurse Practitioners) provider in 60 miles or 60 minutes

Service Areas

■ CentraChoice SE



Access Detail By County SSA

May 8, 2024

Created by...
HealthPartners

Access Analysis
OB/GYN

Eligible / Provider Groups

National Proxy Census
(CentraChoice SE)
Obstetrics and Gynecology
Physicians, Certified Nurse
Midwives, Certified
Professional Midwives, and/or
OB/GYN Nurse Practitioners

¹ The Access Standard is defined
as (National Proxy Census
(CentraChoice SE)) eligibles
accessing:

1 (Obstetrics and Gynecology
Physicians, Certified Nurse
Midwives, Certified Professional
Midwives, and/or OB/GYN
Nurse Practitioners) provider in
60 miles or 60 minutes

Obstetrics and Gynecology Physicians, Certified Nurse Midwives, Certified Prof Midwives, or OB/GYN NPs/CentraChoice SE/MNN004									
State Name	County	County SSA	Eligible	With Access ¹		Without Access ¹		Average Distance	Average Time
			#	#	%	#	%	1	1
Minnesota	Benton	24040	243	243	100.0	0	0.0	8.6	9.4
	Douglas	24200	191	191	100.0	0	0.0	6.6	7.2
	Kandiyohi	24330	231	231	100.0	0	0.0	7.1	7.7
	Meeker	24460	512	512	100.0	0	0.0	11.6	12.6
	Morrison	24480	187	187	100.0	0	0.0	7.9	8.6
	Sherburne	24700	498	498	100.0	0	0.0	6.7	7.3
	Stearns	24720	798	798	100.0	0	0.0	6.4	7.1
	Todd	24760	286	286	100.0	0	0.0	10.1	11.0
	Wadena	24790	167	167	100.0	0	0.0	6.3	6.8
	Wright	24850	743	743	100.0	0	0.0	4.9	5.4
Grand Totals			3,856	3,856	100.0	0	0.0	7.4	8.1

Oncology Medical/Surgical/CentraChoice SE Network/MNN004

May 8, 2024

Created by...
HealthPartners

Oncology Medical/Surgical

683 providers at 312 locations

◆ All providers

Oncology Medical/Surgical

Employee Group

National Proxy Census
(CentraChoice SE)

Provider Group

Oncology Medical/Surgical

3,856 eligible locations

● With access (3,856)

● Without access (0)

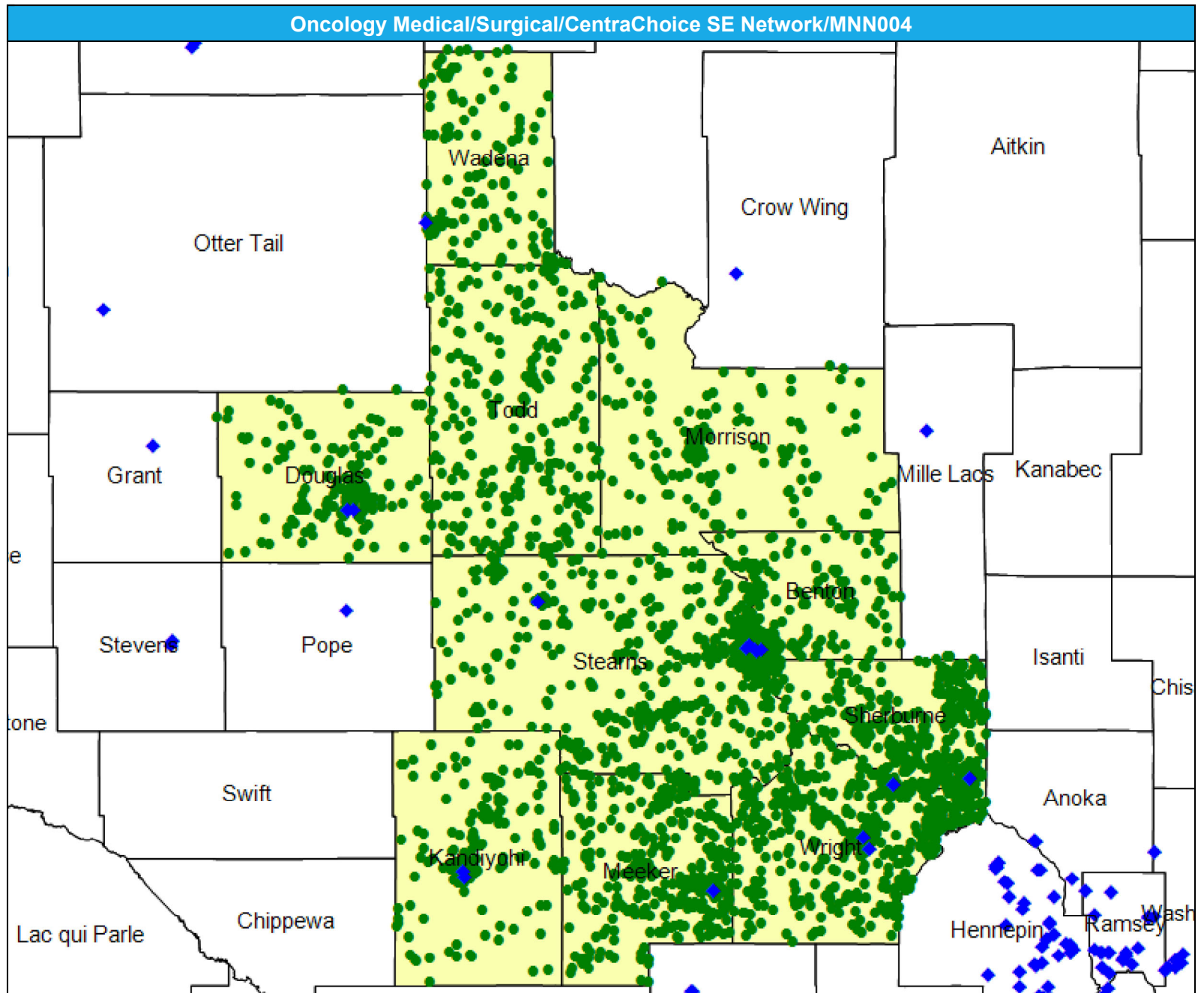
The Access Standard is defined as (National Proxy Census (CentraChoice SE)) eligibles accessing:

1 (Oncology Medical/Surgical) provider in 60 miles or 60 minutes

Service Areas

■ CentraChoice SE

21.57 miles



Access Detail By County SSA

May 8, 2024

Created by...
HealthPartners

Access Analysis

Oncology Medical/Surgical

Eligible / Provider Groups

National Proxy Census
(CentraChoice SE)

Oncology Medical/Surgical

¹ The Access Standard is defined as (National Proxy Census (CentraChoice SE)) eligibles accessing:

1 (Oncology Medical/Surgical) provider in 60 miles or 60 minutes

Oncology Medical/Surgical/CentraChoice SE Network/MNN004									
State Name	County	County SSA	Eligible	With Access ¹		Without Access ¹		Average Distance	Average Time
			#	#	%	#	%	1	1
Minnesota	Benton	24040	243	243	100.0	0	0.0	9.0	10.6
	Douglas	24200	191	191	100.0	0	0.0	7.8	8.4
	Kandiyohi	24330	231	231	100.0	0	0.0	8.2	8.9
	Meeker	24460	512	512	100.0	0	0.0	13.0	14.1
	Morrison	24480	187	187	100.0	0	0.0	24.3	26.8
	Sherburne	24700	498	498	100.0	0	0.0	8.0	8.8
	Stearns	24720	798	798	100.0	0	0.0	9.8	11.3
	Todd	24760	286	286	100.0	0	0.0	21.4	23.3
	Wadena	24790	167	167	100.0	0	0.0	13.0	14.1
	Wright	24850	743	743	100.0	0	0.0	7.9	8.7
Grand Totals			3,856	3,856	100.0	0	0.0	11.1	12.3

Oncology Radiation/CentraChoice SE Network/MNN004

May 8, 2024

Created by...
HealthPartners

Oncology Radiation

497 providers at 214 locations

◆ All providers

Oncology Radiation

Employee Group
National Proxy Census
(CentraChoice SE)

Provider Group
Oncology Radiation

3,856 eligible locations

● With access (3,856)
● Without access (0)

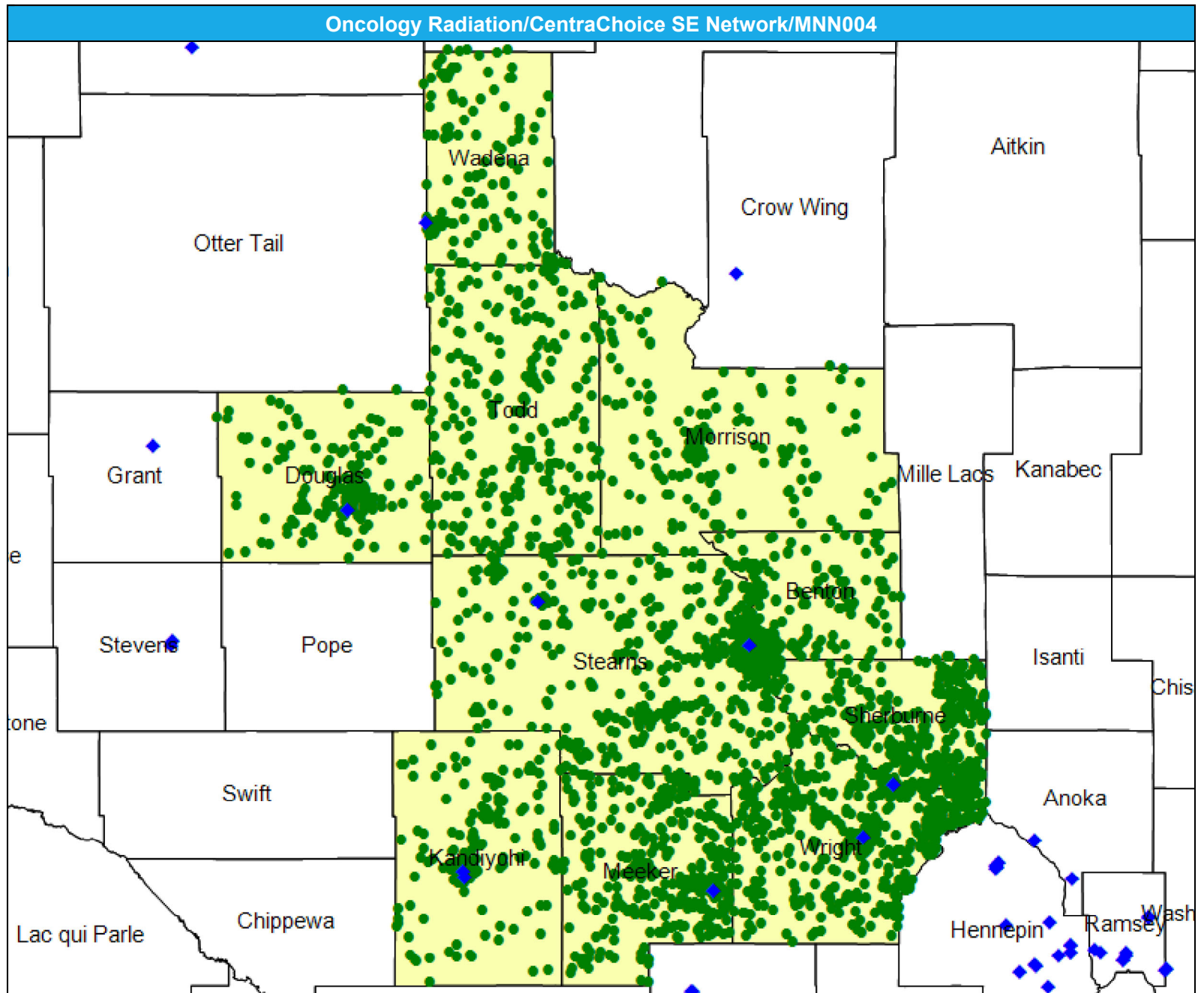
The Access Standard is defined as (National Proxy Census (CentraChoice SE)) eligibles accessing:

1 (Oncology Radiation) provider in 60 miles or 60 minutes

Service Areas

■ CentraChoice SE

21.57 miles



Access Detail By County SSA

May 8, 2024

Created by...
HealthPartners

Access Analysis
Oncology Radiation

Eligible / Provider Groups
National Proxy Census
(CentraChoice SE)
Oncology Radiation

¹ The Access Standard is defined as (National Proxy Census (CentraChoice SE)) eligibles accessing:
1 (Oncology Radiation) provider in 60 miles or 60 minutes

Oncology Radiation/CentraChoice SE Network/MNN004									
State Name	County	County SSA	Eligible	With Access ¹		Without Access ¹		Average Distance	Average Time
			#	#	%	#	%	1	1
Minnesota	Benton	24040	243	243	100.0	0	0.0	10.3	12.3
	Douglas	24200	191	191	100.0	0	0.0	8.1	8.8
	Kandiyohi	24330	231	231	100.0	0	0.0	8.2	8.9
	Meeker	24460	512	512	100.0	0	0.0	13.0	14.1
	Morrison	24480	187	187	100.0	0	0.0	26.4	29.5
	Sherburne	24700	498	498	100.0	0	0.0	12.3	13.6
	Stearns	24720	798	798	100.0	0	0.0	10.5	12.0
	Todd	24760	286	286	100.0	0	0.0	21.5	23.4
	Wadena	24790	167	167	100.0	0	0.0	13.0	14.1
	Wright	24850	743	743	100.0	0	0.0	8.9	9.8
Grand Totals			3,856	3,856	100.0	0	0.0	12.2	13.5

Ophthalmology/CentraChoice SE Network/MNN004

May 8, 2024

Created by...
HealthPartners

Ophthalmology

467 providers at 298 locations

◆ All providers

Ophthalmology

Employee Group
National Proxy Census
(CentraChoice SE)

Provider Group
Ophthalmology

3,856 eligible locations

● With access (3,856)

● Without access (0)

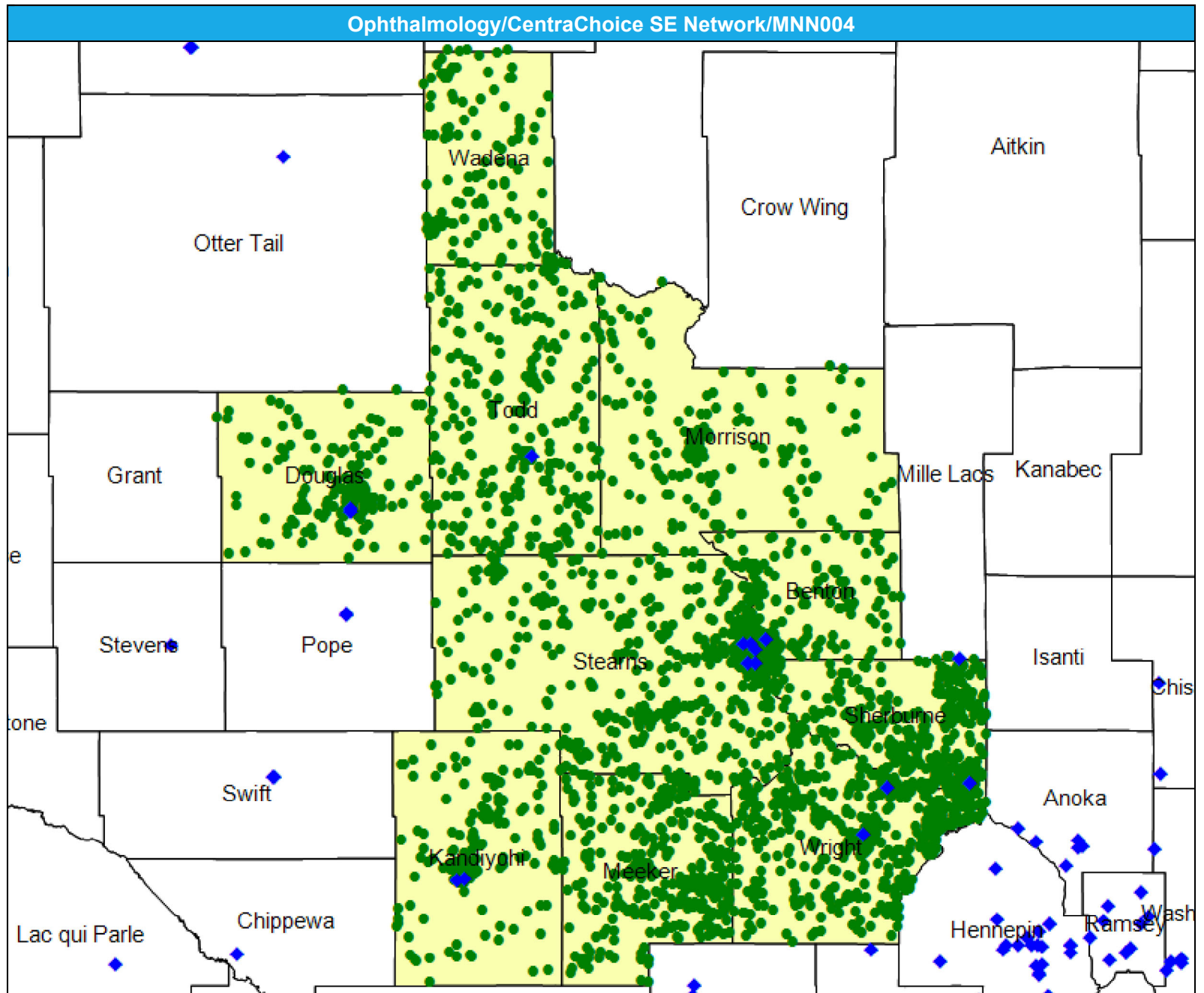
The Access Standard is defined as (National Proxy Census (CentraChoice SE)) eligibles accessing:

1 (Ophthalmology) provider in 60 miles or 60 minutes

Service Areas

■ CentraChoice SE

21.57 miles



Access Detail By County SSA

May 8, 2024

Created by...
HealthPartners

Access Analysis
Ophthalmology

Eligible / Provider Groups
National Proxy Census
(CentraChoice SE)
Ophthalmology

¹ The Access Standard is defined as (National Proxy Census (CentraChoice SE)) eligibles accessing:

1 (Ophthalmology) provider in 60 miles or 60 minutes

Ophthalmology/CentraChoice SE Network/MNN004									
State Name	County	County SSA	Eligible	With Access ¹		Without Access ¹		Average Distance	Average Time
			#	#	%	#	%	1	1
Minnesota	Benton	24040	243	243	100.0	0	0.0	8.1	8.8
	Douglas	24200	191	191	100.0	0	0.0	8.4	9.1
	Kandiyohi	24330	231	231	100.0	0	0.0	8.5	9.3
	Meeker	24460	512	512	100.0	0	0.0	20.2	22.0
	Morrison	24480	187	187	100.0	0	0.0	25.5	27.8
	Sherburne	24700	498	498	100.0	0	0.0	6.7	7.2
	Stearns	24720	798	798	100.0	0	0.0	12.0	13.1
	Todd	24760	286	286	100.0	0	0.0	15.4	16.8
	Wadena	24790	167	167	100.0	0	0.0	25.0	27.3
	Wright	24850	743	743	100.0	0	0.0	8.5	9.3
Grand Totals			3,856	3,856	100.0	0	0.0	12.6	13.7

Orthopedic Surgery/CentraChoice SE Network/MNN004

May 8, 2024

Created by...
HealthPartners

Orthopedic Surgery
821 providers at 463 locations
◆ All providers

Orthopedic Surgery
Employee Group
National Proxy Census
(CentraChoice SE)
Provider Group
Orthopedic Surgery

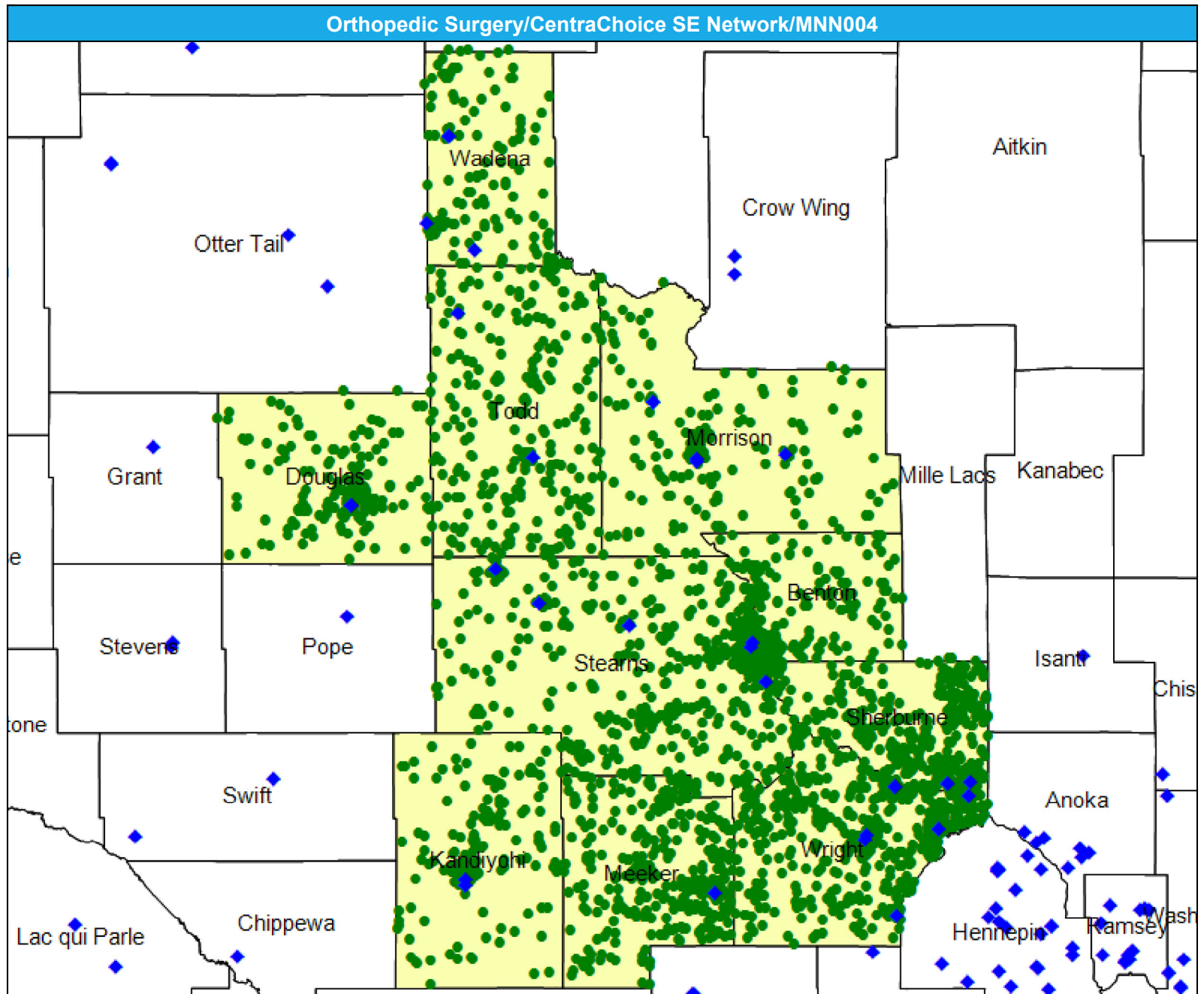
3,856 eligible locations
● With access (3,856)
● Without access (0)

The Access Standard is defined as (National Proxy Census (CentraChoice SE)) eligibles accessing:

1 (Orthopedic Surgery) provider
in 60 miles or 60 minutes

Service Areas
■ CentraChoice SE

21.57 miles



Access Detail By County SSA

May 8, 2024

Created by...
HealthPartners

Access Analysis
Orthopedic Surgery

Eligible / Provider Groups
National Proxy Census
(CentraChoice SE)
Orthopedic Surgery

¹ The Access Standard is defined as (National Proxy Census (CentraChoice SE)) eligibles accessing:
1 (Orthopedic Surgery) provider in 60 miles or 60 minutes

Orthopedic Surgery/CentraChoice SE Network/MNN004									
State Name	County	County SSA	Eligible	With Access ¹		Without Access ¹		Average Distance	Average Time
			#	#	%	#	%	1	1
Minnesota	Benton	24040	243	243	100.0	0	0.0	9.3	10.2
	Douglas	24200	191	191	100.0	0	0.0	7.6	8.2
	Kandiyohi	24330	231	231	100.0	0	0.0	8.4	9.1
	Meeker	24460	512	512	100.0	0	0.0	12.7	13.9
	Morrison	24480	187	187	100.0	0	0.0	7.6	8.2
	Sherburne	24700	498	498	100.0	0	0.0	7.2	7.8
	Stearns	24720	798	798	100.0	0	0.0	7.6	8.4
	Todd	24760	286	286	100.0	0	0.0	9.5	10.3
	Wadena	24790	167	167	100.0	0	0.0	6.5	7.1
	Wright	24850	743	743	100.0	0	0.0	5.6	6.1
Grand Totals			3,856	3,856	100.0	0	0.0	8.1	8.8

Otolaryngology/CentraChoice SE Network/MNN004

May 8, 2024

Created by...
HealthPartners

Otolaryngology

311 providers at 227 locations

◆ All providers

Otolaryngology

Employee Group
National Proxy Census
(CentraChoice SE)

Provider Group
Otolaryngology

3,856 eligible locations

● With access (3,856)

● Without access (0)

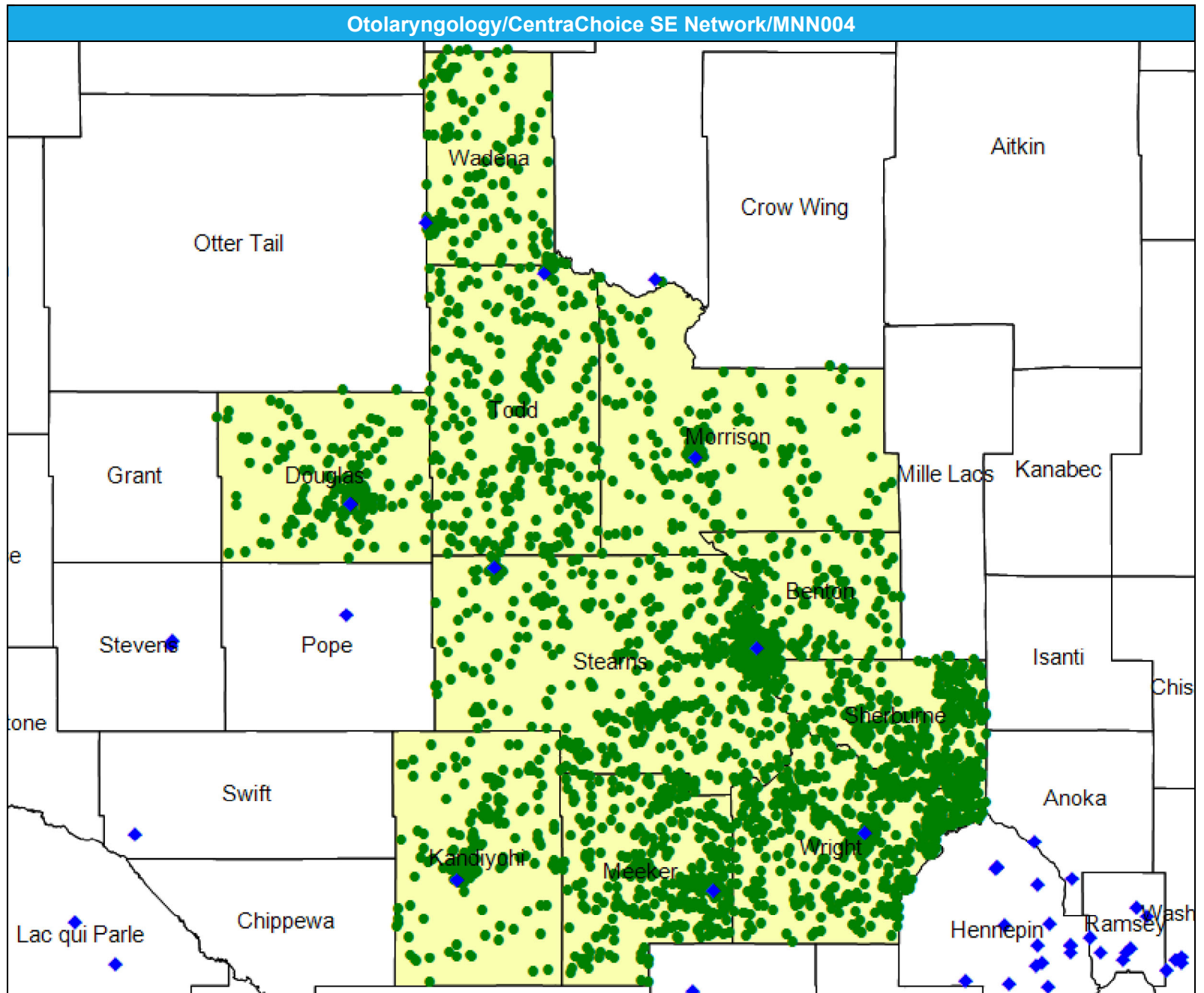
The Access Standard is defined as (National Proxy Census (CentraChoice SE)) eligibles accessing:

1 (Otolaryngology) provider in 60 miles or 60 minutes

Service Areas

■ CentraChoice SE

21.57 miles



Access Detail By County SSA

May 8, 2024

Created by...
HealthPartners

Access Analysis
Otolaryngology

Eligible / Provider Groups
National Proxy Census
(CentraChoice SE)
Otolaryngology

¹ The Access Standard is defined as (National Proxy Census (CentraChoice SE)) eligibles accessing:
1 (Otolaryngology) provider in 60 miles or 60 minutes

Otolaryngology/CentraChoice SE Network/MNN004									
State Name	County	County SSA	Eligible	With Access ¹		Without Access ¹		Average Distance	Average Time
			#	#	%	#	%	1	1
Minnesota	Benton	24040	243	243	100.0	0	0.0	9.6	11.4
	Douglas	24200	191	191	100.0	0	0.0	8.1	8.8
	Kandiyohi	24330	231	231	100.0	0	0.0	9.3	10.1
	Meeker	24460	512	512	100.0	0	0.0	13.1	14.3
	Morrison	24480	187	187	100.0	0	0.0	10.9	11.9
	Sherburne	24700	498	498	100.0	0	0.0	17.8	20.5
	Stearns	24720	798	798	100.0	0	0.0	11.5	13.3
	Todd	24760	286	286	100.0	0	0.0	14.0	15.2
	Wadena	24790	167	167	100.0	0	0.0	9.1	9.9
	Wright	24850	743	743	100.0	0	0.0	10.6	11.7
Grand Totals			3,856	3,856	100.0	0	0.0	12.0	13.4

Outpatient Infusion/Chemotherapy/CentraChoice SE Network/MNN004

May 8, 2024

Created by...
HealthPartners

Outpatient Infusion/Chemotherapy

219 providers at 243 locations

◆ All providers

Outpatient Infusion/Chemotherapy

Employee Group
National Proxy Census
(CentraChoice SE)

Provider Group
Outpatient
Infusion/Chemotherapy

3,856 eligible locations

● With access (3,856)
● Without access (0)

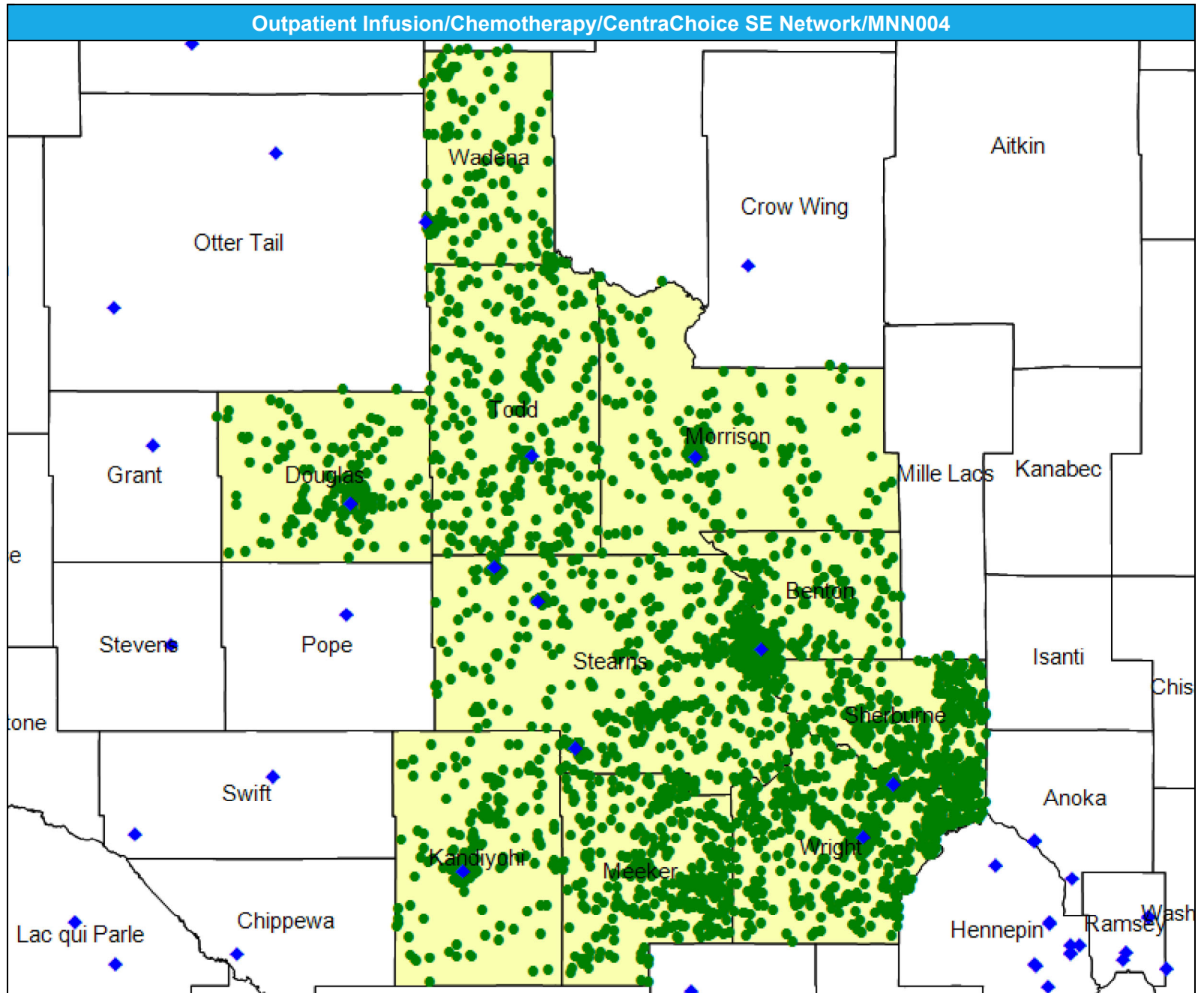
The Access Standard is defined as (National Proxy Census (CentraChoice SE)) eligibles accessing:

1 (Outpatient Infusion/Chemotherapy) provider in 60 miles or 60 minutes

Service Areas

■ CentraChoice SE

21.57 miles



Access Detail By County SSA

May 8, 2024

Created by...
HealthPartners

Access Analysis
Outpatient
Infusion/Chemotherapy

Eligible / Provider Groups
National Proxy Census
(CentraChoice SE)
Outpatient
Infusion/Chemotherapy

¹ The Access Standard is defined as (National Proxy Census (CentraChoice SE)) eligibles accessing:
1 (Outpatient Infusion/Chemotherapy) provider in 60 miles or 60 minutes

Outpatient Infusion/Chemotherapy/CentraChoice SE Network/MNN004									
State Name	County	County SSA	Eligible	With Access ¹		Without Access ¹		Average Distance	Average Time
			#	#	%	#	%	1	1
Minnesota	Benton	24040	243	243	100.0	0	0.0	9.4	11.2
	Douglas	24200	191	191	100.0	0	0.0	7.8	8.4
	Kandiyohi	24330	231	231	100.0	0	0.0	7.4	8.0
	Meeker	24460	512	512	100.0	0	0.0	18.1	19.7
	Morrison	24480	187	187	100.0	0	0.0	12.1	13.1
	Sherburne	24700	498	498	100.0	0	0.0	12.1	13.2
	Stearns	24720	798	798	100.0	0	0.0	8.0	9.1
	Todd	24760	286	286	100.0	0	0.0	12.7	13.9
	Wadena	24790	167	167	100.0	0	0.0	10.8	11.8
	Wright	24850	743	743	100.0	0	0.0	9.8	10.8
Grand Totals			3,856	3,856	100.0	0	0.0	10.9	12.1

Pediatric Specialty/CentraChoice SE Network/MNN004

May 15, 2024

Created by...
HealthPartners

Pediatric Specialty

1,051 providers at 378 locations

◆ All providers

Pediatric Specialty

Employee Group

National Proxy Census
(CentraChoice SE)

Provider Group

Pediatric Specialty

3,856 eligible locations

● With access (3,856)

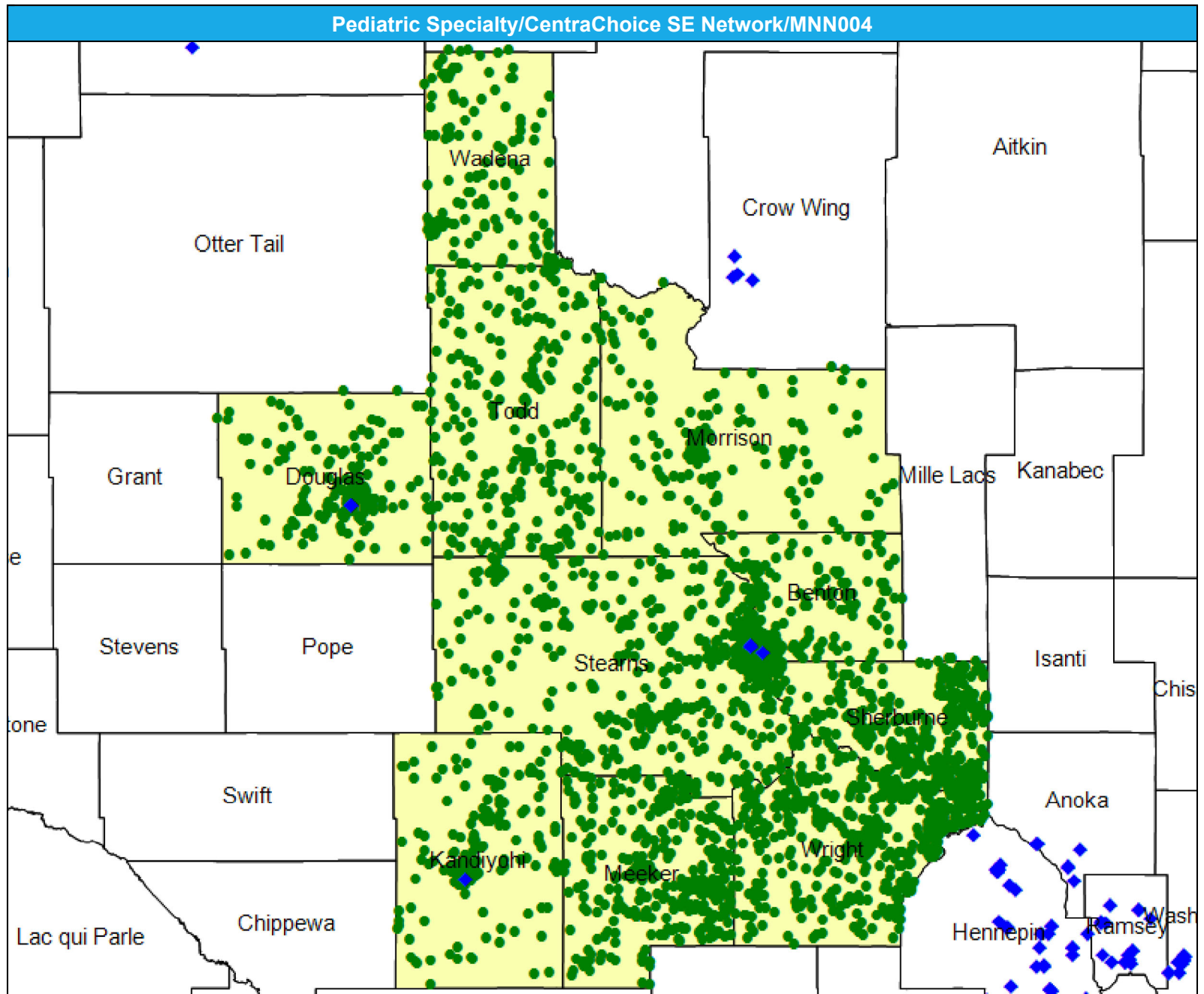
● Without access (0)

The Access Standard is defined as
(National Proxy Census
(CentraChoice SE)) eligibles
accessing:

1 (Pediatric Specialty) provider
in 60 miles or 60 minutes

Service Areas

■ CentraChoice SE



Access Detail By County SSA

May 15, 2024

Created by...
HealthPartners

Access Analysis
Pediatric Specialty

Eligible / Provider Groups
National Proxy Census
(CentraChoice SE)
Pediatric Specialty

¹ The Access Standard is defined as (National Proxy Census (CentraChoice SE)) eligibles accessing:

1 (Pediatric Specialty) provider in 60 miles or 60 minutes

Pediatric Specialty/CentraChoice SE Network/MNN004									
State Name	County	County SSA	Eligible	With Access ¹		Without Access ¹		Average Distance	Average Time
			#	#	%	#	%	1	1
Minnesota	Benton	24040	243	243	100.0	0	0.0	9.3	10.4
	Douglas	24200	191	191	100.0	0	0.0	8.1	8.8
	Kandiyohi	24330	231	231	100.0	0	0.0	8.7	9.5
	Meeker	24460	512	512	100.0	0	0.0	28.6	31.2
	Morrison	24480	187	187	100.0	0	0.0	26.2	28.6
	Sherburne	24700	498	498	100.0	0	0.0	15.7	17.5
	Stearns	24720	798	798	100.0	0	0.0	14.3	15.8
	Todd	24760	286	286	100.0	0	0.0	28.8	31.4
	Wadena	24790	167	167	100.0	0	0.0	39.3	42.8
	Wright	24850	743	743	100.0	0	0.0	16.5	18.3
Grand Totals			3,856	3,856	100.0	0	0.0	18.6	20.4

Physical Therapy, Occupational Therapy, and/or Speech Therapy Services/CentraChoice SE/MNN004

May 8, 2024

Created by...
HealthPartners

Physical Therapy, Occupational Therapy, and/or Speech Therapy Services

7,038 providers at 1,164 locations
◆ All providers

Physical Therapy, Occupational Therapy Speech Therapy

Employee Group
National Proxy Census
(CentraChoice SE)

Provider Group
Physical Therapy, Occupational Therapy, and/or Speech Therapy Services

3,856 eligible locations
● With access (3,856)
● Without access (0)

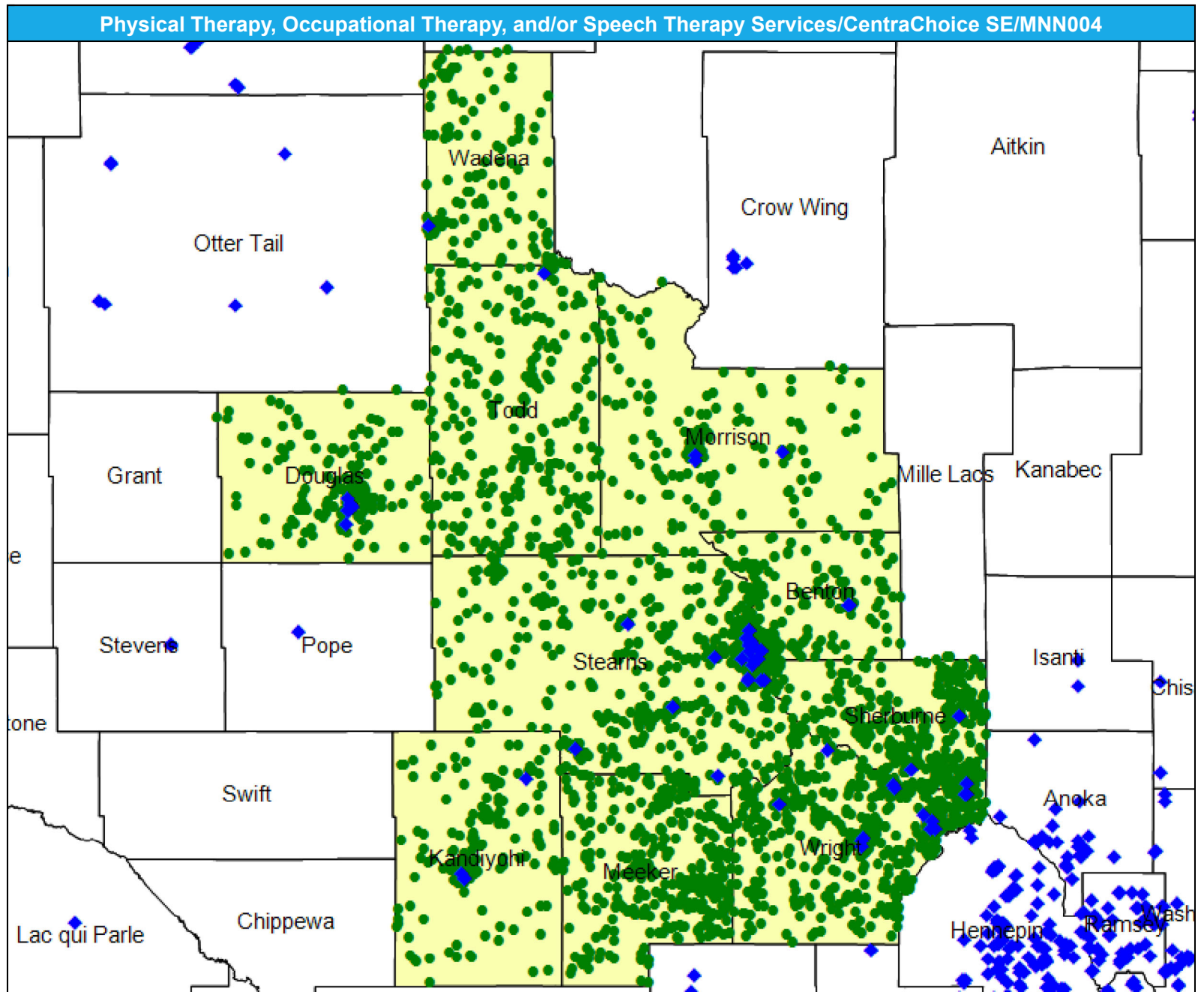
The Access Standard is defined as (National Proxy Census (CentraChoice SE)) eligibles accessing:

1 (Physical Therapy, Occupational Therapy, and/or Speech Therapy Services) provider in 60 miles or 60 minutes

Service Areas

■ CentraChoice SE

21.57 miles



Access Detail By County SSA

May 8, 2024

Created by...
HealthPartners

Access Analysis

Physical Therapy, Occupation
Therapy Speech Therapy

Eligible / Provider Groups

National Proxy Census
(CentraChoice SE)
Physical Therapy,
Occupational Therapy, and/or
Speech Therapy Services

¹ The Access Standard is defined
as (National Proxy Census
(CentraChoice SE)) eligibles
accessing:

¹ (Physical Therapy,
Occupational Therapy, and/or
Speech Therapy Services)
provider in 60 miles or 60
minutes

Physical Therapy, Occupational Therapy, and/or Speech Therapy Services/CentraChoice SE/MNN004									
State Name	County	County SSA	Eligible	With Access ¹		Without Access ¹		Average Distance	Average Time
			#	#	%	#	%	1	1
Minnesota	Benton	24040	243	243	100.0	0	0.0	4.8	5.3
	Douglas	24200	191	191	100.0	0	0.0	7.1	7.7
	Kandiyohi	24330	231	231	100.0	0	0.0	5.8	6.3
	Meeker	24460	512	512	100.0	0	0.0	14.9	16.2
	Morrison	24480	187	187	100.0	0	0.0	8.4	9.1
	Sherburne	24700	498	498	100.0	0	0.0	4.3	4.7
	Stearns	24720	798	798	100.0	0	0.0	5.8	6.3
	Todd	24760	286	286	100.0	0	0.0	16.9	18.4
	Wadena	24790	167	167	100.0	0	0.0	8.8	9.5
	Wright	24850	743	743	100.0	0	0.0	4.7	5.1
Grand Totals			3,856	3,856	100.0	0	0.0	7.7	8.4

Physical Medicine and Rehabilitation and Occupational Medicine/CentraChoice SE/MNN004

May 8, 2024

Created by...
HealthPartners

Physical Medicine and Rehabilitation and Occupational Medicine

2,148 providers at 841 locations
◆ All providers

Physical Medicine and Rehab and Occupational Medicine

Employee Group
National Proxy Census (CentraChoice SE)
Provider Group
Physical Medicine and Rehabilitation and Occupational Medicine

3,856 eligible locations
● With access (3,856)
● Without access (0)

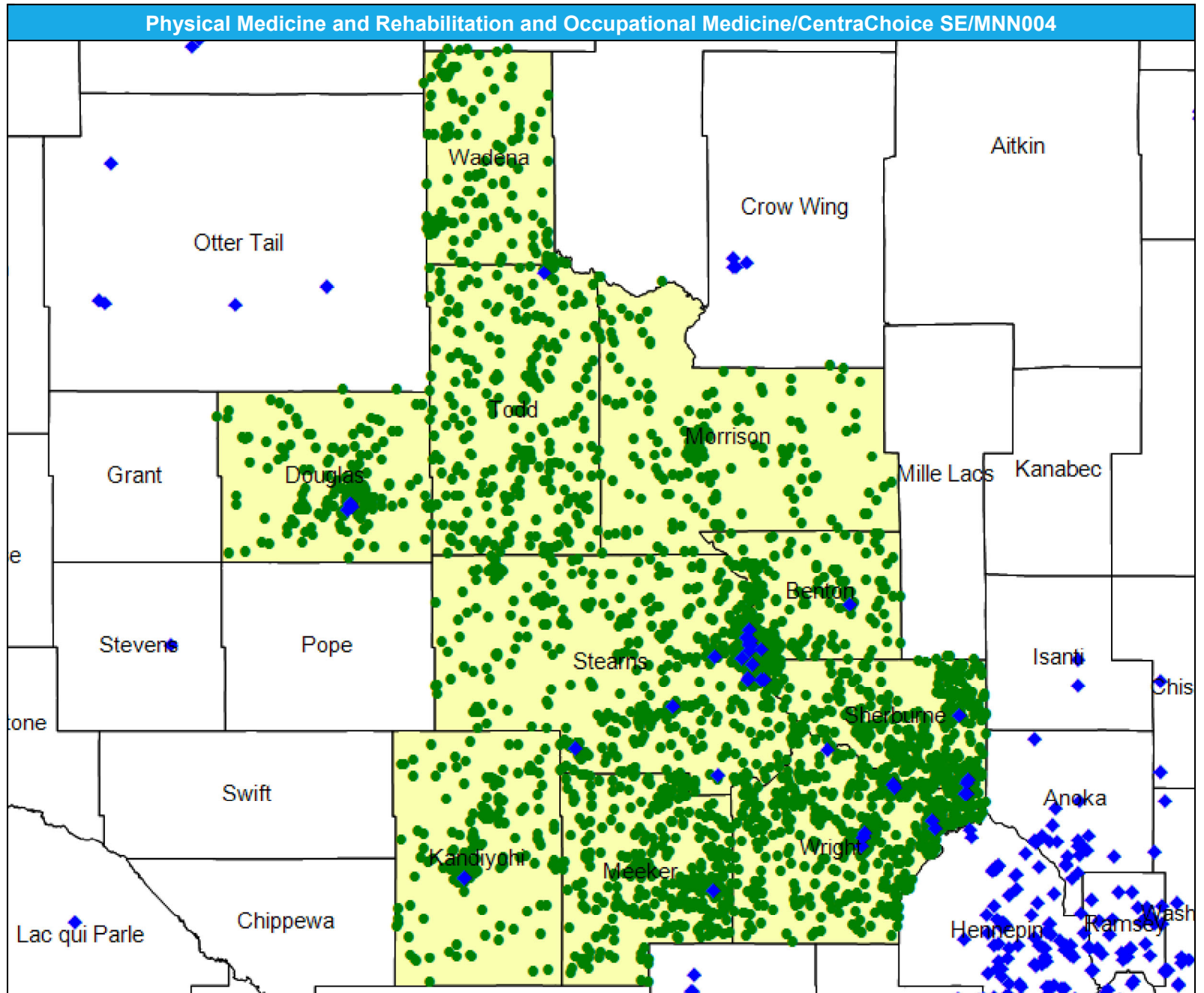
The Access Standard is defined as (National Proxy Census (CentraChoice SE)) eligibles accessing:

1 (Physical Medicine and Rehabilitation and Occupational Medicine) provider in 60 miles or 60 minutes

Service Areas

■ CentraChoice SE

21.57 miles



Access Detail By County SSA

May 8, 2024

Created by...
HealthPartners

Access Analysis

Physical Medicine and Rehab
and Occupational Medicine

Eligible / Provider Groups

National Proxy Census
(CentraChoice SE)

Physical Medicine and
Rehabilitation and
Occupational Medicine

¹ The Access Standard is defined
as (National Proxy Census
(CentraChoice SE)) eligibles
accessing:

¹ (Physical Medicine and
Rehabilitation and Occupational
Medicine) provider in 60 miles
or 60 minutes

Physical Medicine and Rehabilitation and Occupational Medicine/CentraChoice SE/MNN004									
State Name	County	County SSA	Eligible	With Access ¹		Without Access ¹		Average Distance	Average Time
			#	#	%	#	%	1	1
Minnesota	Benton	24040	243	243	100.0	0	0.0	4.9	5.4
	Douglas	24200	191	191	100.0	0	0.0	7.7	8.3
	Kandiyohi	24330	231	231	100.0	0	0.0	7.6	8.2
	Meeker	24460	512	512	100.0	0	0.0	10.2	11.1
	Morrison	24480	187	187	100.0	0	0.0	24.5	26.7
	Sherburne	24700	498	498	100.0	0	0.0	4.7	5.1
	Stearns	24720	798	798	100.0	0	0.0	7.7	8.4
	Todd	24760	286	286	100.0	0	0.0	19.1	20.8
	Wadena	24790	167	167	100.0	0	0.0	16.7	18.2
	Wright	24850	743	743	100.0	0	0.0	5.5	5.9
Grand Totals			3,856	3,856	100.0	0	0.0	9.1	9.9

Podiatry/CentraChoice SE Network/MNN004

May 8, 2024

Created by...
HealthPartners

Podiatry

297 providers at 382 locations

◆ All providers

Podiatry

Employee Group
National Proxy Census
(CentraChoice SE)

Provider Group
Podiatry

3,856 eligible locations

● With access (3,856)
● Without access (0)

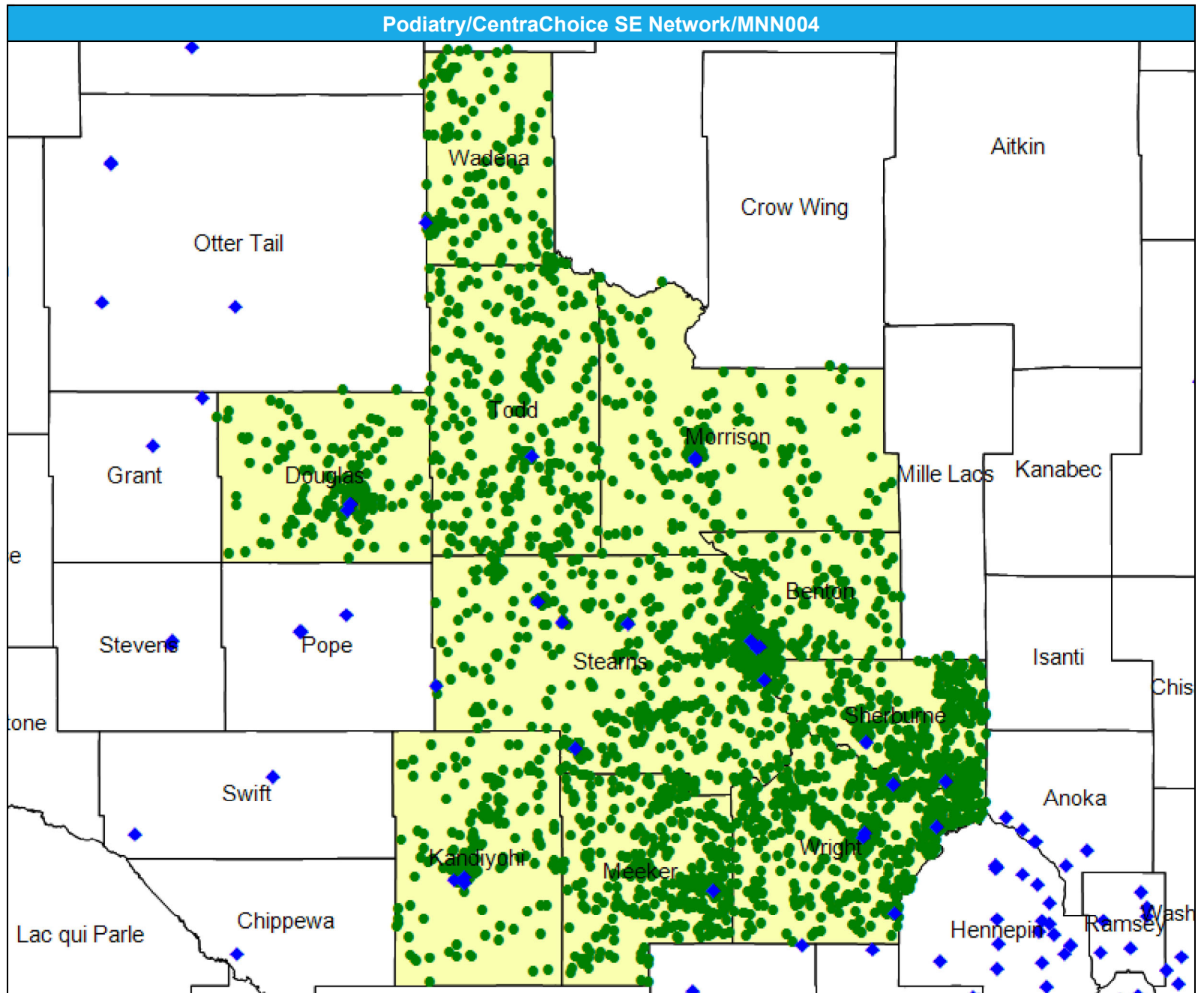
The Access Standard is defined as (National Proxy Census (CentraChoice SE)) eligibles accessing:

1 (Podiatry) provider in 60 miles or 60 minutes

Service Areas

■ CentraChoice SE

21.57 miles



Access Detail By County SSA

May 8, 2024

Created by...
HealthPartners

Access Analysis

Podiatry

Eligible / Provider Groups

National Proxy Census
(CentraChoice SE)
Podiatry

¹ The Access Standard is defined as (National Proxy Census (CentraChoice SE)) eligibles accessing:

¹ (Podiatry) provider in 60 miles or 60 minutes

Podiatry/CentraChoice SE Network/MNN004									
State Name	County	County SSA	Eligible	With Access ¹		Without Access ¹		Average Distance	Average Time
			#	#	%	#	%	1	1
Minnesota	Benton	24040	243	243	100.0	0	0.0	9.0	10.0
	Douglas	24200	191	191	100.0	0	0.0	7.1	7.7
	Kandiyohi	24330	231	231	100.0	0	0.0	7.1	7.6
	Meeker	24460	512	512	100.0	0	0.0	11.3	12.3
	Morrison	24480	187	187	100.0	0	0.0	12.2	13.3
	Sherburne	24700	498	498	100.0	0	0.0	6.8	7.4
	Stearns	24720	798	798	100.0	0	0.0	6.2	6.8
	Todd	24760	286	286	100.0	0	0.0	13.4	14.6
	Wadena	24790	167	167	100.0	0	0.0	10.8	11.8
	Wright	24850	743	743	100.0	0	0.0	5.4	5.9
Grand Totals			3,856	3,856	100.0	0	0.0	8.1	8.8

Pulmonary Disease/CentraChoice SE Network/MNN004

May 8, 2024

Created by...
HealthPartners

Pulmonary Disease

365 providers at 180 locations

◆ All providers

Pulmonary Disease

Employee Group
National Proxy Census
(CentraChoice SE)

Provider Group
Pulmonary Disease

3,856 eligible locations

● With access (3,856)

● Without access (0)

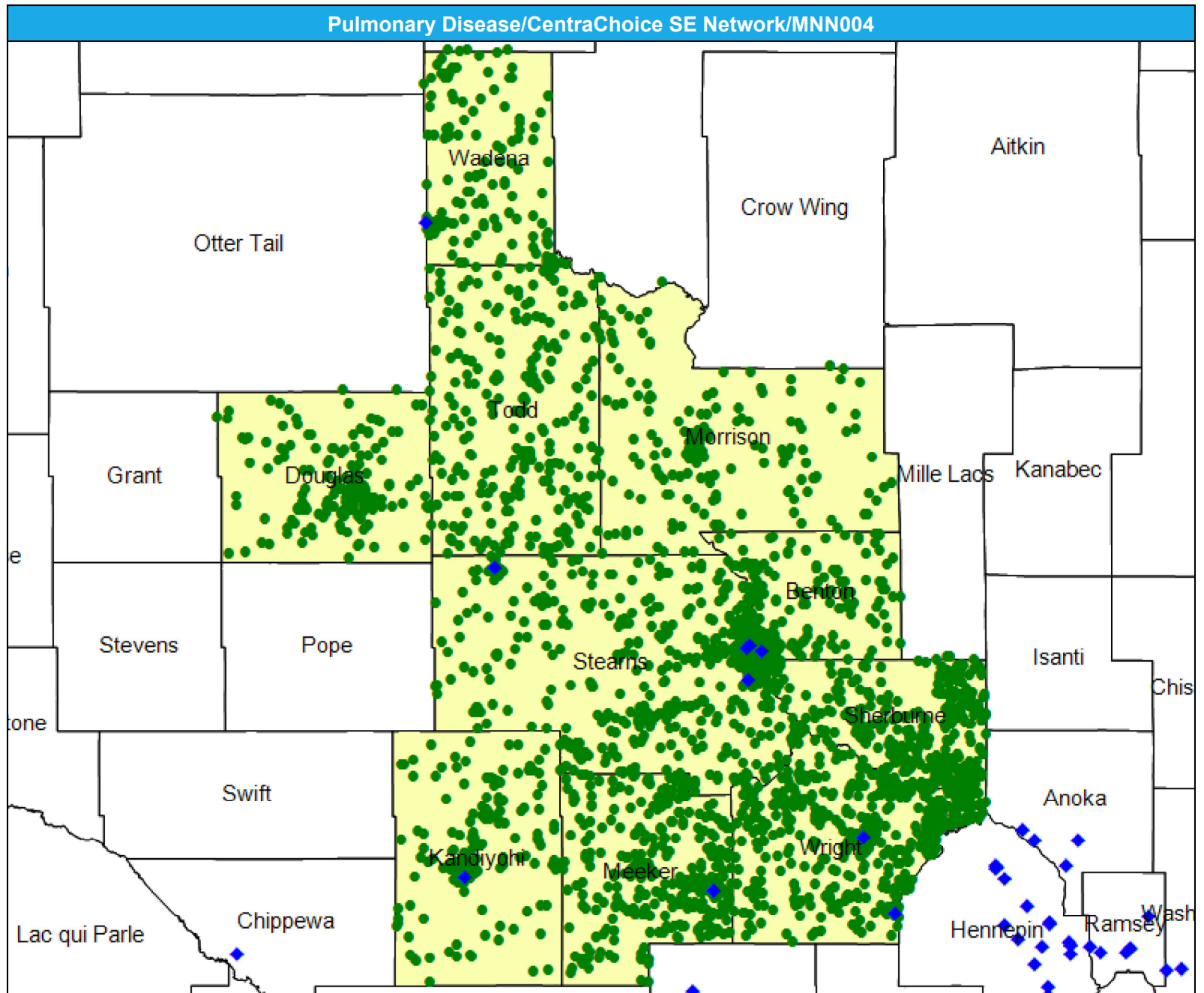
The Access Standard is defined as (National Proxy Census (CentraChoice SE)) eligibles accessing:

1 (Pulmonary Disease) provider in 60 miles or 60 minutes

Service Areas

■ CentraChoice SE

21.57 miles



Access Detail By County SSA

May 8, 2024

Created by...
HealthPartners

Access Analysis

Pulmonary Disease

Eligible / Provider Groups

National Proxy Census

(CentraChoice SE)

Pulmonary Disease

¹ The Access Standard is defined as (National Proxy Census (CentraChoice SE)) eligibles accessing:

1 (Pulmonary Disease) provider in 60 miles or 60 minutes

Pulmonary Disease/CentraChoice SE Network/MNN004									
State Name	County	County SSA	Eligible	With Access ¹		Without Access ¹		Average Distance	Average Time
			#	#	%	#	%	1	1
Minnesota	Benton	24040	243	243	100.0	0	0.0	9.3	11.2
	Douglas	24200	191	191	100.0	0	0.0	29.4	32.1
	Kandiyohi	24330	231	231	100.0	0	0.0	8.6	9.4
	Meeker	24460	512	512	100.0	0	0.0	13.0	14.1
	Morrison	24480	187	187	100.0	0	0.0	31.7	37.0
	Sherburne	24700	498	498	100.0	0	0.0	17.3	18.9
	Stearns	24720	798	798	100.0	0	0.0	9.8	10.9
	Todd	24760	286	286	100.0	0	0.0	20.2	22.0
	Wadena	24790	167	167	100.0	0	0.0	13.0	14.1
	Wright	24850	743	743	100.0	0	0.0	9.4	10.3
Grand Totals			3,856	3,856	100.0	0	0.0	14.0	15.5

Radiology and Nuclear Medicine/CentraChoice SE Network/MNN004

May 8, 2024

Created by...
HealthPartners

Radiology and Nuclear Medicine

2,159 providers at 475 locations

◆ All providers

Radiology and Nuclear Medicine

Employee Group
National Proxy Census
(CentraChoice SE)

Provider Group
Radiology and Nuclear
Medicine

3,856 eligible locations

● With access (3,856)

● Without access (0)

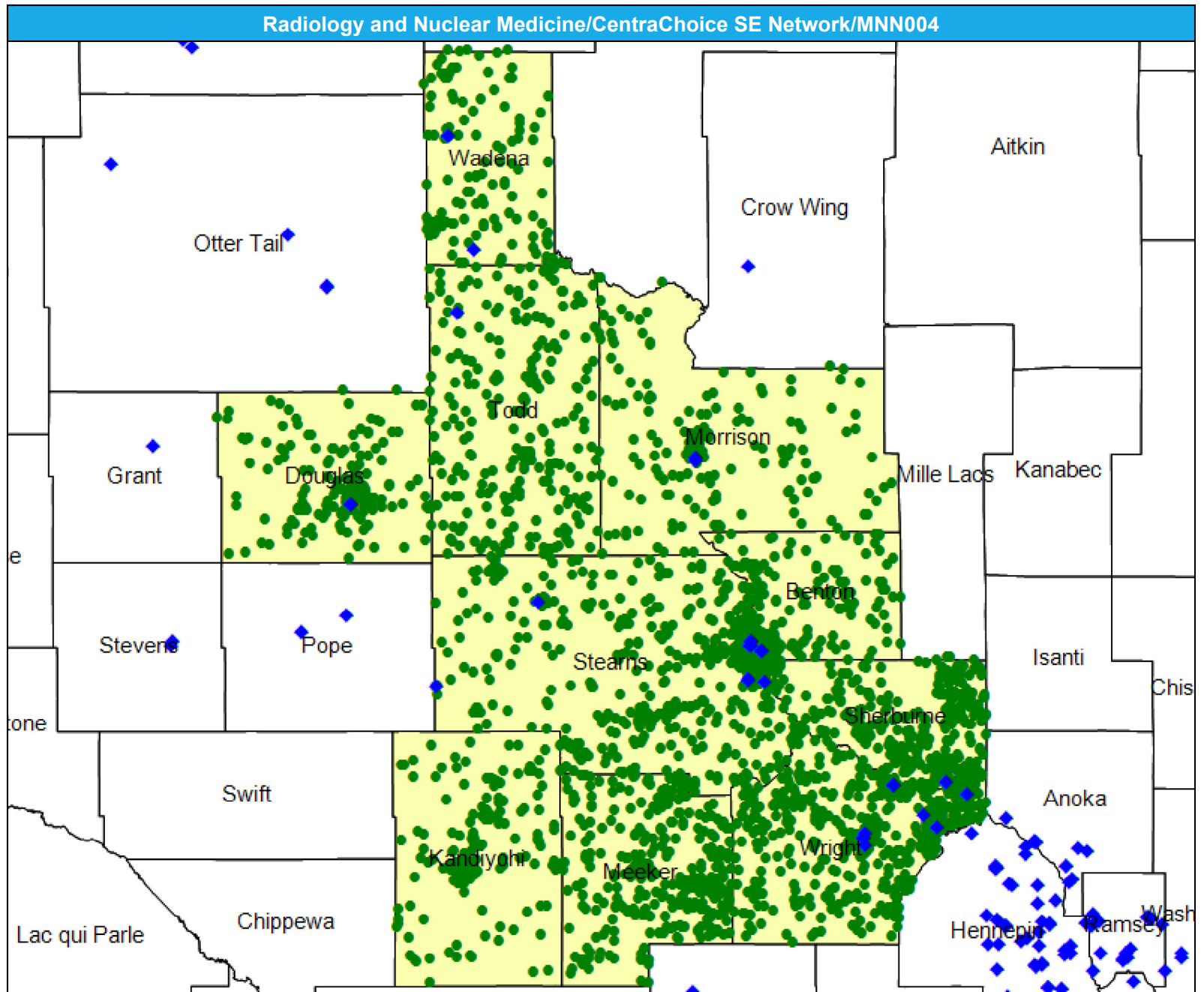
The Access Standard is defined as (National Proxy Census (CentraChoice SE)) eligibles accessing:

1 (Radiology and Nuclear Medicine) provider in 60 miles or 60 minutes

Service Areas

■ CentraChoice SE

21.57 miles



Access Detail By County SSA

May 8, 2024

Created by...
HealthPartners

Access Analysis
Radiology and Nuclear
Medicine

Eligible / Provider Groups
National Proxy Census
(CentraChoice SE)
Radiology and Nuclear
Medicine

¹ The Access Standard is defined as (National Proxy Census (CentraChoice SE)) eligibles accessing:
1 (Radiology and Nuclear Medicine) provider in 60 miles or 60 minutes

Radiology and Nuclear Medicine/CentraChoice SE Network/MNN004									
State Name	County	County SSA	Eligible	With Access ¹		Without Access ¹		Average Distance	Average Time
			#	#	%	#	%	1	1
Minnesota	Benton	24040	243	243	100.0	0	0.0	9.1	10.0
	Douglas	24200	191	191	100.0	0	0.0	7.6	8.3
	Kandiyohi	24330	231	231	100.0	0	0.0	23.5	25.5
	Meeker	24460	512	512	100.0	0	0.0	21.5	23.4
	Morrison	24480	187	187	100.0	0	0.0	11.9	13.0
	Sherburne	24700	498	498	100.0	0	0.0	7.6	8.3
	Stearns	24720	798	798	100.0	0	0.0	8.5	9.3
	Todd	24760	286	286	100.0	0	0.0	15.6	16.9
	Wadena	24790	167	167	100.0	0	0.0	8.9	9.6
	Wright	24850	743	743	100.0	0	0.0	7.2	7.8
Grand Totals			3,856	3,856	100.0	0	0.0	11.5	12.5

Reconstructive Surgery/CentraChoice SE Network/MNN004

May 8, 2024

Created by...
HealthPartners

Reconstructive Surgery

155 providers at 177 locations

◆ All providers

Reconstructive Surgery

Employee Group

National Proxy Census
(CentraChoice SE)

Provider Group

Reconstructive Surgery

3,856 eligible locations

● With access (3,855)

● Without access (1)

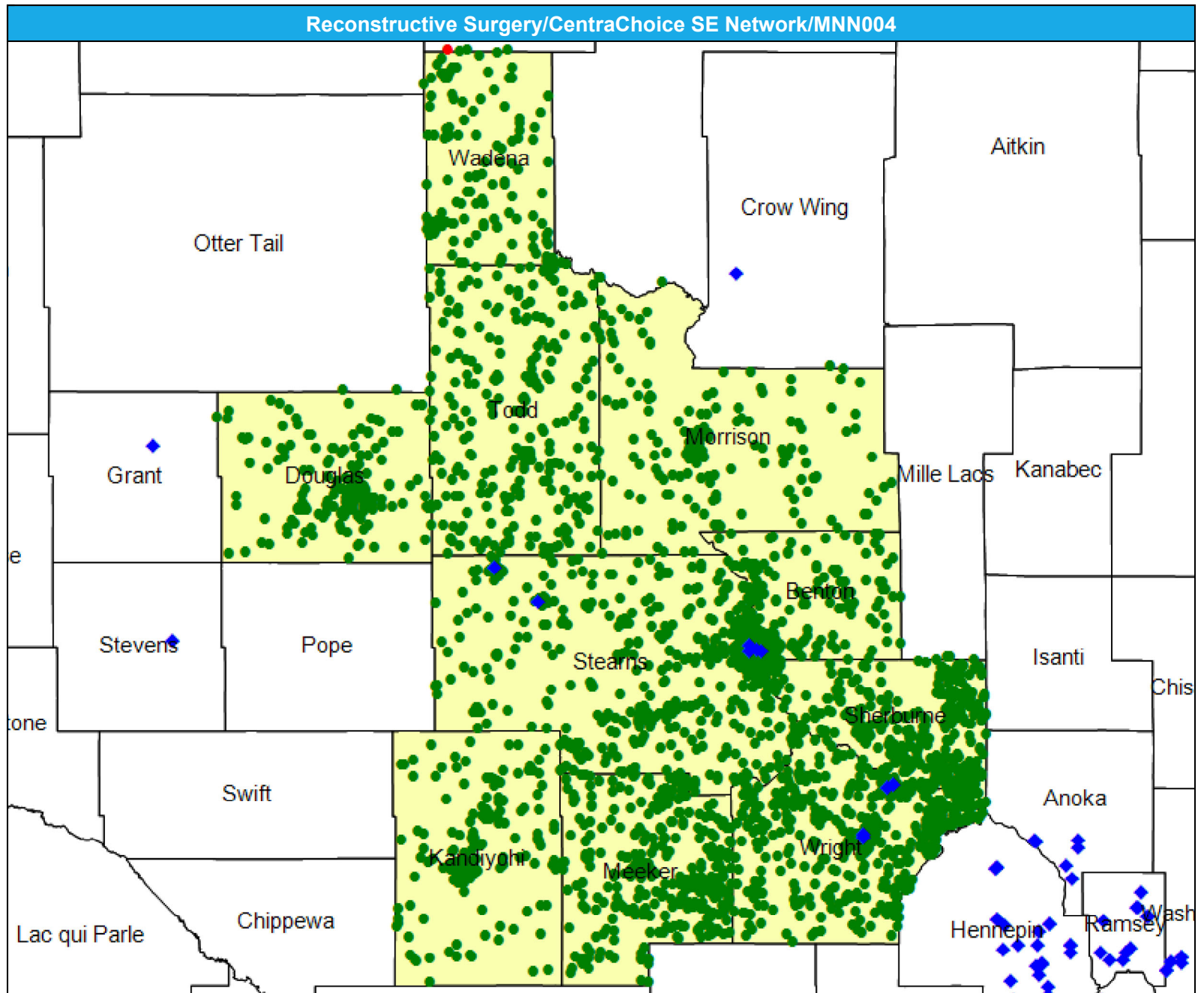
The Access Standard is defined as (National Proxy Census (CentraChoice SE)) eligibles accessing:

1 (Reconstructive Surgery) provider in 60 miles or 60 minutes

Service Areas

■ CentraChoice SE

21.57 miles



Access Detail By County SSA

May 8, 2024

Created by...
HealthPartners

Access Analysis
Reconstructive Surgery

Eligible / Provider Groups
National Proxy Census
(CentraChoice SE)
Reconstructive Surgery

¹ The Access Standard is defined as (National Proxy Census (CentraChoice SE)) eligibles accessing:
¹ (Reconstructive Surgery) provider in 60 miles or 60 minutes

Reconstructive Surgery/CentraChoice SE Network/MNN004									
State Name	County	County SSA	Eligible	With Access ¹		Without Access ¹		Average Distance	Average Time
			#	#	%	#	%	1	1
Minnesota	Benton	24040	243	243	100.0	0	0.0	9.3	11.1
	Douglas	24200	191	191	100.0	0	0.0	25.2	27.4
	Kandiyohi	24330	231	231	100.0	0	0.0	40.0	43.6
	Meeker	24460	512	512	100.0	0	0.0	32.2	35.4
	Morrison	24480	187	187	100.0	0	0.0	26.3	29.4
	Sherburne	24700	498	498	100.0	0	0.0	12.0	13.1
	Stearns	24720	798	798	100.0	0	0.0	9.4	10.8
	Todd	24760	286	286	100.0	0	0.0	22.7	24.8
	Wadena	24790	167	166	99.4	1	0.6	44.5	48.5
	Wright	24850	743	743	100.0	0	0.0	9.8	10.8
Grand Totals			3,856	3,855	99.9	1	0.1	18.8	20.7

Rheumatology/CentraChoice SE Network/MNN004

May 8, 2024

Created by...
HealthPartners

Rheumatology

182 providers at 116 locations

◆ All providers

Rheumatology

Employee Group
National Proxy Census
(CentraChoice SE)

Provider Group
Rheumatology

3,856 eligible locations

● With access (3,855)

● Without access (1)

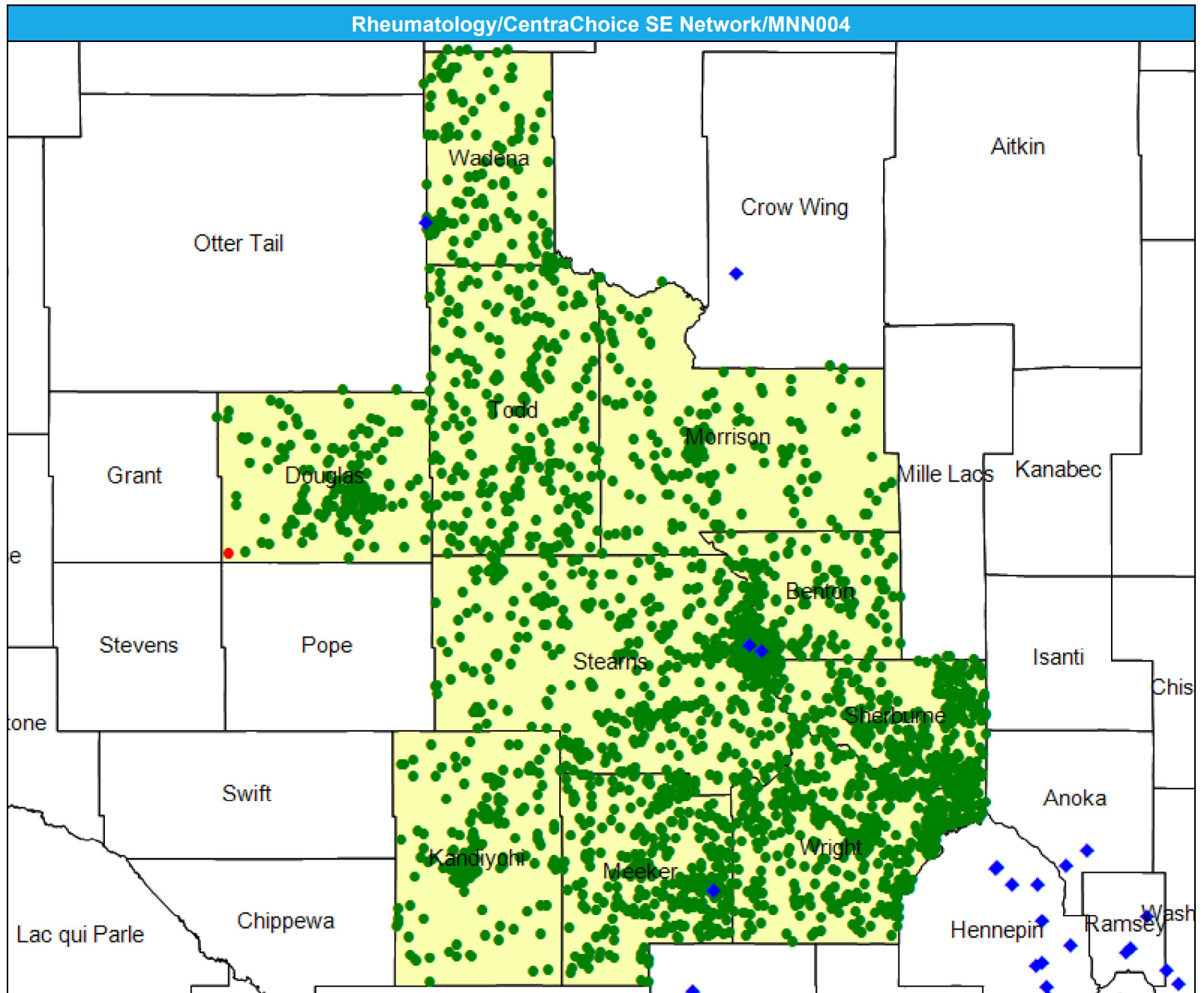
The Access Standard is defined as (National Proxy Census (CentraChoice SE)) eligibles accessing:

1 (Rheumatology) provider in 60 miles or 60 minutes

Service Areas

■ CentraChoice SE

21.57 miles



Access Detail By County SSA

May 8, 2024

Created by...
HealthPartners

Access Analysis
Rheumatology

Eligible / Provider Groups
National Proxy Census
(CentraChoice SE)
Rheumatology

¹ The Access Standard is defined as (National Proxy Census (CentraChoice SE)) eligibles accessing:
1 (Rheumatology) provider in 60 miles or 60 minutes

Rheumatology/CentraChoice SE Network/MNN004									
State Name	County	County SSA	Eligible	With Access ¹		Without Access ¹		Average Distance	Average Time
			#	#	%	#	%	1	1
Minnesota	Benton	24040	243	243	100.0	0	0.0	9.3	11.2
	Douglas	24200	191	190	99.5	1	0.5	43.3	47.2
	Kandiyohi	24330	231	231	100.0	0	0.0	37.1	40.5
	Meeker	24460	512	512	100.0	0	0.0	13.3	14.4
	Morrison	24480	187	187	100.0	0	0.0	27.0	30.3
	Sherburne	24700	498	498	100.0	0	0.0	20.6	24.7
	Stearns	24720	798	798	100.0	0	0.0	15.7	18.7
	Todd	24760	286	286	100.0	0	0.0	33.0	36.6
	Wadena	24790	167	167	100.0	0	0.0	13.0	14.1
	Wright	24850	743	743	100.0	0	0.0	17.9	20.9
Grand Totals			3,856	3,855	99.9	1	0.1	20.4	23.3

Substance Use Disorder (SUD) Outpatient/CentraChoice SE Network/MNN004

May 8, 2024

Created by...
HealthPartners

Substance Use Disorder (SUD) Outpatient

501 providers at 345 locations

◆ All providers

SUD Outpatient

Employee Group

National Proxy Census
(CentraChoice SE)

Provider Group

Substance Use Disorder (SUD)
Outpatient

3,856 eligible locations

● With access (3,856)

● Without access (0)

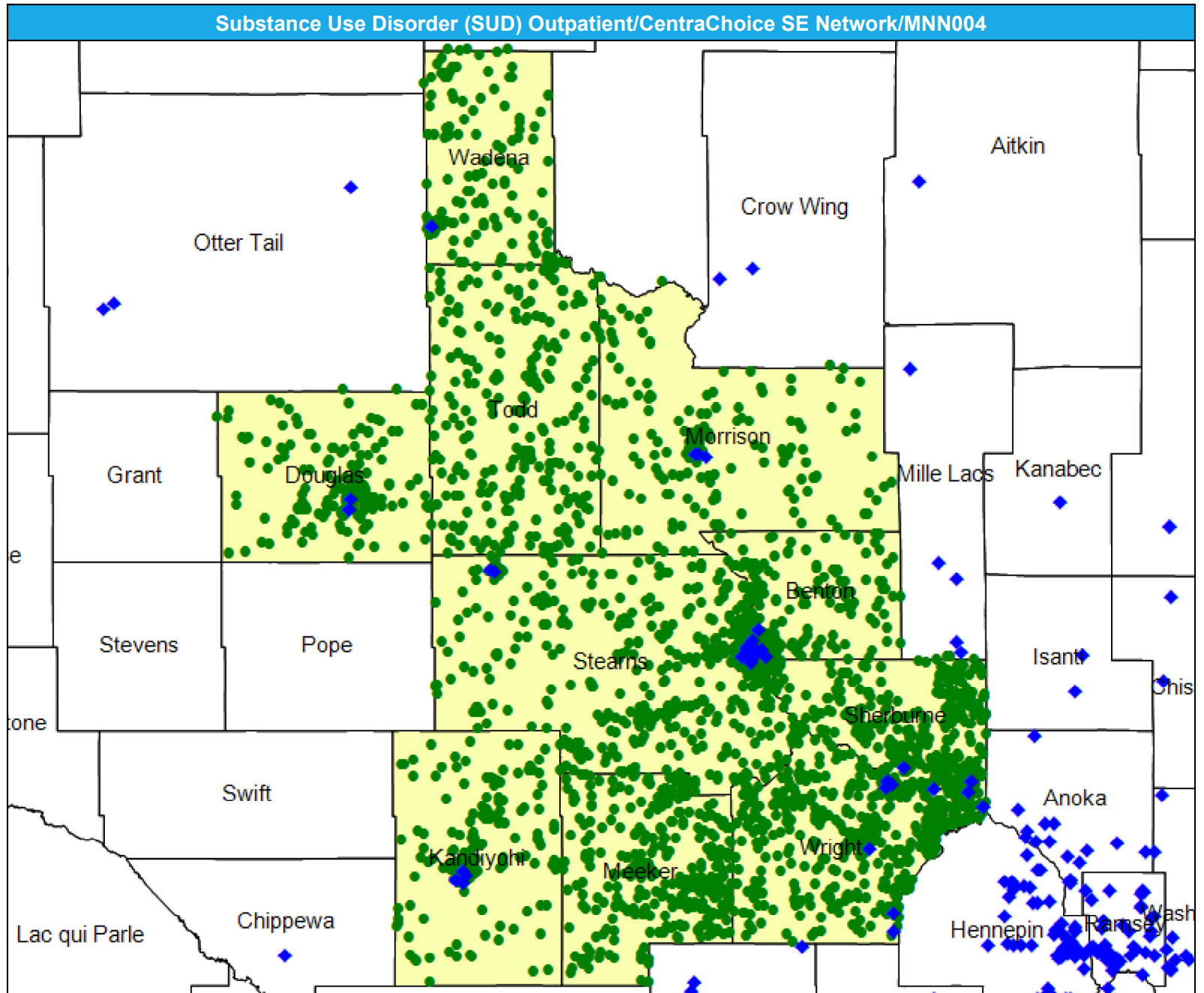
The Access Standard is defined as (National Proxy Census (CentraChoice SE)) eligibles accessing:

1 (Substance Use Disorder (SUD) Outpatient) provider in 60 miles or 60 minutes

Service Areas

■ CentraChoice SE

21.57 miles



Access Detail By County SSA

May 8, 2024

Created by...
HealthPartners

Access Analysis

SUD Outpatient

Eligible / Provider Groups

National Proxy Census
(CentraChoice SE)

Substance Use Disorder
(SUD) Outpatient

¹ The Access Standard is defined as (National Proxy Census (CentraChoice SE)) eligibles accessing:

1 (Substance Use Disorder (SUD) Outpatient) provider in 60 miles or 60 minutes

Substance Use Disorder (SUD) Outpatient/CentraChoice SE Network/MNN004									
State Name	County	County SSA	Eligible	With Access ¹		Without Access ¹		Average Distance	Average Time
			#	#	%	#	%	1	1
Minnesota	Benton	24040	243	243	100.0	0	0.0	6.6	7.2
	Douglas	24200	191	191	100.0	0	0.0	7.7	8.3
	Kandiyohi	24330	231	231	100.0	0	0.0	8.1	8.7
	Meeker	24460	512	512	100.0	0	0.0	20.0	21.8
	Morrison	24480	187	187	100.0	0	0.0	10.1	11.0
	Sherburne	24700	498	498	100.0	0	0.0	5.6	6.1
	Stearns	24720	798	798	100.0	0	0.0	9.8	10.7
	Todd	24760	286	286	100.0	0	0.0	18.9	20.5
	Wadena	24790	167	167	100.0	0	0.0	10.4	11.3
	Wright	24850	743	743	100.0	0	0.0	6.4	7.0
Grand Totals			3,856	3,856	100.0	0	0.0	10.3	11.2

Substance Use Disorder (SUD) Inpatient/CentraChoice SE Network/MNN004

May 8, 2024

Created by...
HealthPartners

Substance Use Disorder (SUD) Inpatient

45 providers at 51 locations

- ◆ All providers

SUD Inpatient

Employee Group
National Proxy Census
(CentraChoice SE)

Provider Group
Substance Use Disorder (SUD)
Inpatient

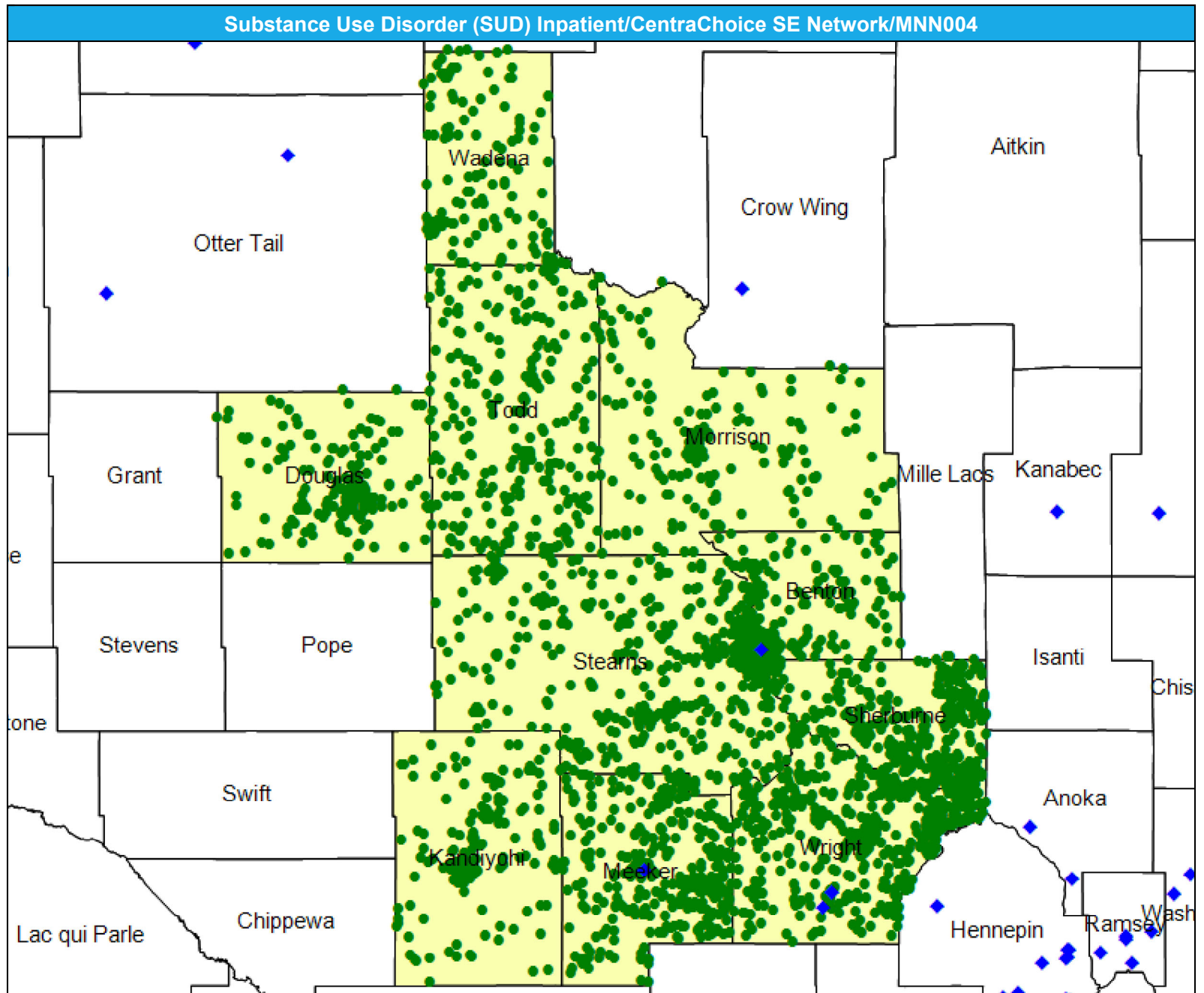
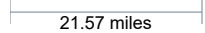
3,856 eligible locations
● With access (3,856)
● Without access (0)

The Access Standard is defined as (National Proxy Census (CentraChoice SE)) eligibles accessing:

1 (Substance Use Disorder (SUD) Inpatient) provider in 60 miles or 60 minutes

Service Areas

- CentraChoice SE



Access Detail By County SSA

May 8, 2024

Created by...
HealthPartners

Access Analysis

SUD Inpatient

Eligible / Provider Groups

National Proxy Census
(CentraChoice SE)

Substance Use Disorder
(SUD) Inpatient

¹ The Access Standard is defined as (National Proxy Census (CentraChoice SE)) eligibles accessing:

1 (Substance Use Disorder (SUD) Inpatient) provider in 60 miles or 60 minutes

Substance Use Disorder (SUD) Inpatient/CentraChoice SE Network/MNN004									
State Name	County	County SSA	Eligible	With Access ¹		Without Access ¹		Average Distance	Average Time
			#	#	%	#	%	1	1
Minnesota	Benton	24040	243	243	100.0	0	0.0	9.4	11.2
	Douglas	24200	191	191	100.0	0	0.0	49.1	53.6
	Kandiyohi	24330	231	231	100.0	0	0.0	27.6	30.1
	Meeker	24460	512	512	100.0	0	0.0	9.4	10.2
	Morrison	24480	187	187	100.0	0	0.0	26.1	29.1
	Sherburne	24700	498	498	100.0	0	0.0	19.8	22.0
	Stearns	24720	798	798	100.0	0	0.0	16.1	18.9
	Todd	24760	286	286	100.0	0	0.0	41.0	45.8
	Wadena	24790	167	167	100.0	0	0.0	29.8	32.5
	Wright	24850	743	743	100.0	0	0.0	13.1	14.4
Grand Totals			3,856	3,856	100.0	0	0.0	19.9	22.3

Thoracic Surgery/CentraChoice SE Network/MNN004

May 8, 2024

Created by...
HealthPartners

Thoracic Surgery

Total Providers: 156

◆ All providers

Thoracic Surgery

Employee Group
National Proxy Census
(CentraChoice SE)

Provider Group

Thoracic Surgery

3,856 eligible locations

● With access (3,357)

● Without access (499)

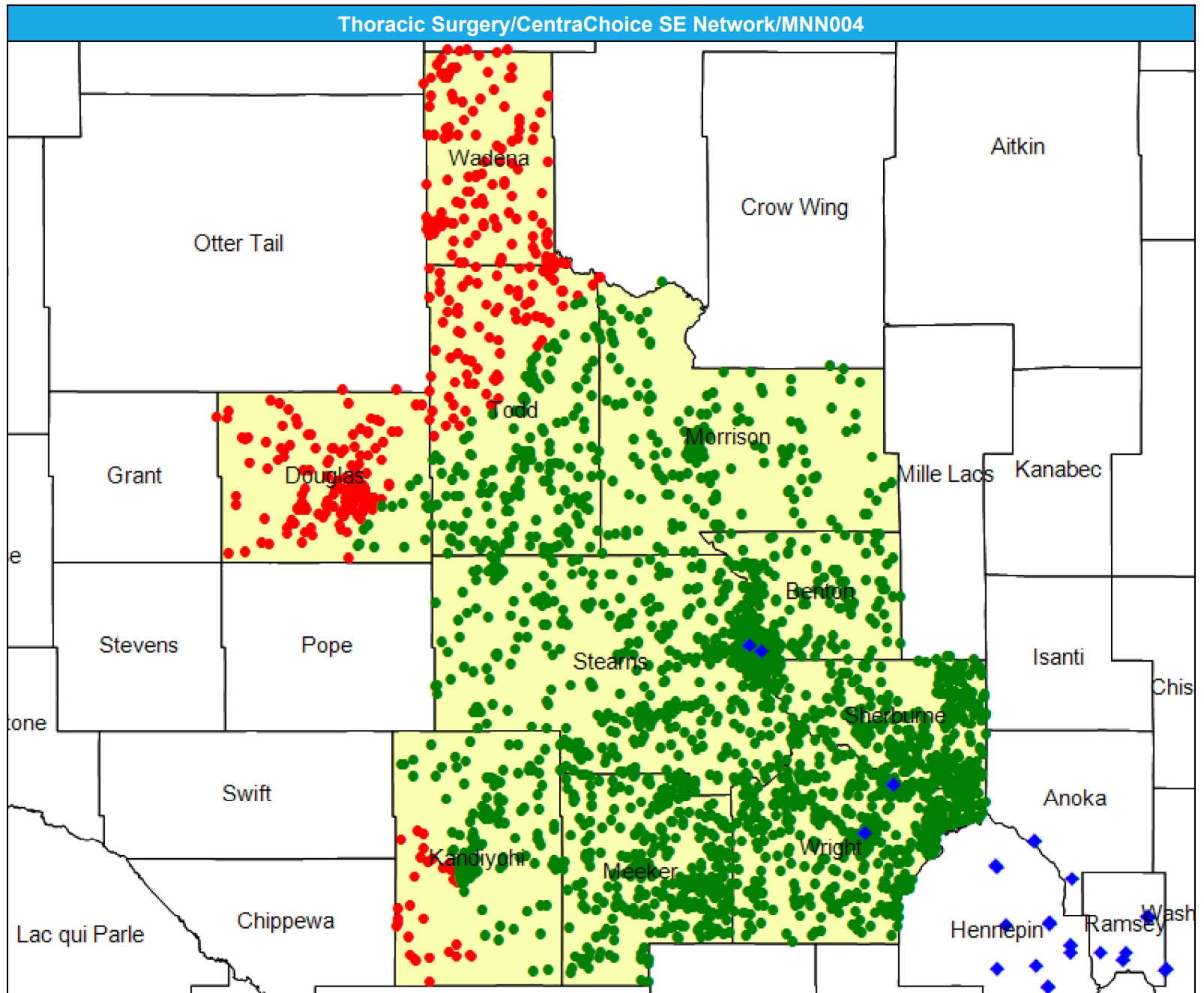
The Access Standard is defined as (National Proxy Census (CentraChoice SE)) eligibles accessing:

1 (Thoracic Surgery) provider in 60 miles or 60 minutes

Service Areas

■ CentraChoice SE

21.57 miles



Access Detail By County SSA

May 8, 2024

Created by...
HealthPartners

Access Analysis
Thoracic Surgery

Eligible / Provider Groups
National Proxy Census
(CentraChoice SE)
Thoracic Surgery

¹ The Access Standard is defined as (National Proxy Census (CentraChoice SE)) eligibles accessing:
¹ (Thoracic Surgery) provider in 60 miles or 60 minutes

Thoracic Surgery/CentraChoice SE Network/MNN004									
State Name	County	County SSA	Eligible	With Access ¹		Without Access ¹		Average Distance	Average Time
			#	#	%	#	%	1	1
Minnesota	Benton	24040	243	243	100.0	0	0.0	9.3	11.2
	Douglas	24200	191	20	10.5	171	89.5	66.1	79.2
	Kandiyohi	24330	231	179	77.5	52	22.5	56.1	62.4
	Meeker	24460	512	512	100.0	0	0.0	33.0	36.3
	Morrison	24480	187	184	98.4	3	1.6	34.4	41.3
	Sherburne	24700	498	498	100.0	0	0.0	12.0	13.2
	Stearns	24720	798	798	100.0	0	0.0	15.9	19.0
	Todd	24760	286	180	62.9	106	37.1	55.7	66.8
	Wadena	24790	167	0	0.0	167	100.0	80.7	93.3
	Wright	24850	743	743	100.0	0	0.0	10.1	11.1
Grand Totals			3,856	3,357	87.1	499	12.9	27.7	32.0

Urology/CentraChoice SE Network/MNN004

May 8, 2024

Created by...
HealthPartners

Urology
345 providers at 233 locations

◆ All providers

Urology
Employee Group
National Proxy Census
(CentraChoice SE)

Provider Group
Urology

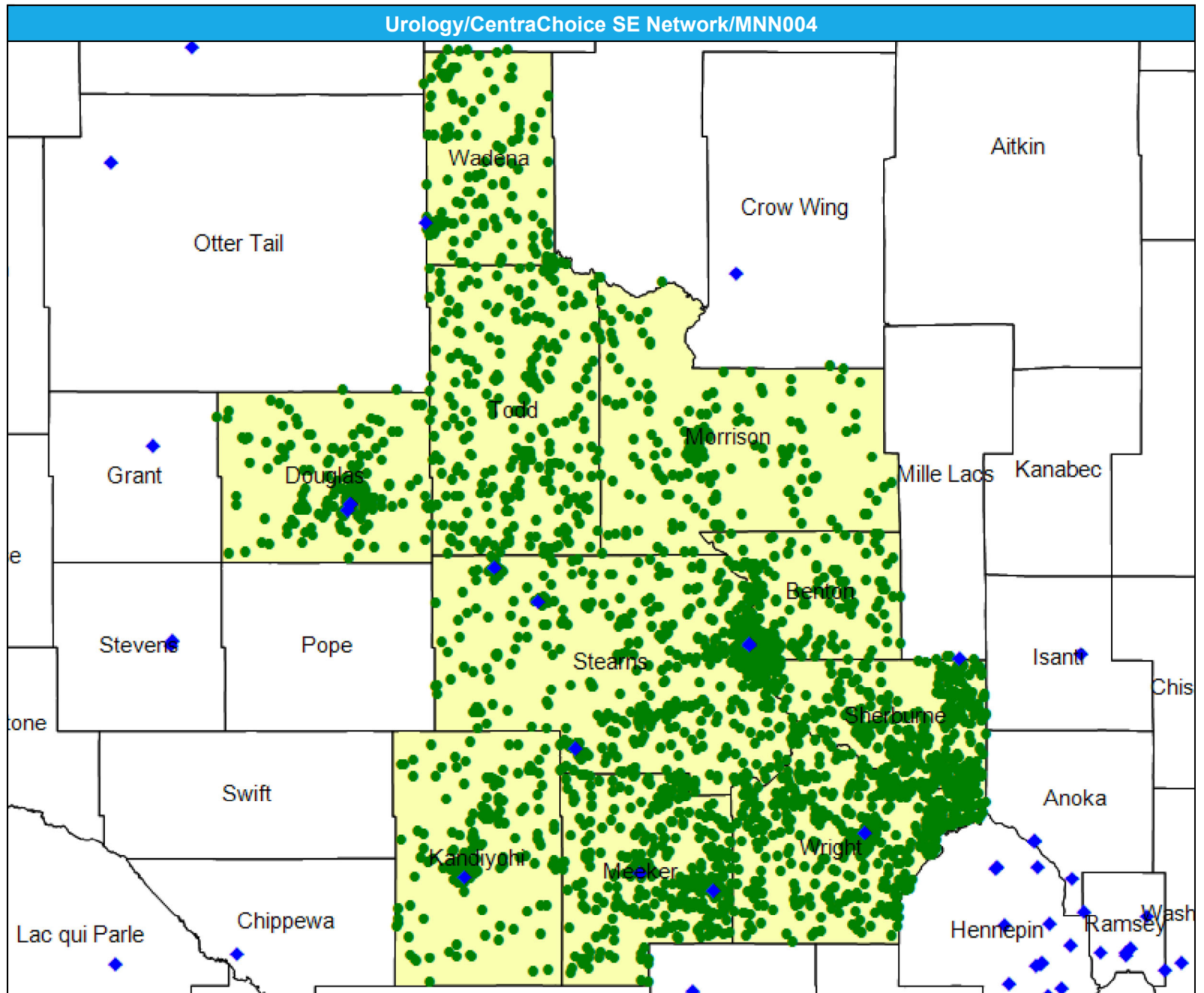
3,856 eligible locations
● With access (3,856)
● Without access (0)

The Access Standard is defined as (National Proxy Census (CentraChoice SE)) eligibles accessing:

1 (Urology) provider in 60 miles or 60 minutes

Service Areas
■ CentraChoice SE

21.57 miles



Access Detail By County SSA

May 8, 2024

Created by...
HealthPartners

Access Analysis
Urology

Eligible / Provider Groups
National Proxy Census
(CentraChoice SE)
Urology

¹ The Access Standard is defined as (National Proxy Census (CentraChoice SE)) eligibles accessing:
¹ (Urology) provider in 60 miles or 60 minutes

Urology/CentraChoice SE Network/MNN004									
State Name	County	County SSA	Eligible	With Access ¹		Without Access ¹		Average Distance	Average Time
			#	#	%	#	%	1	1
Minnesota	Benton	24040	243	243	100.0	0	0.0	9.6	10.5
	Douglas	24200	191	191	100.0	0	0.0	7.5	8.1
	Kandiyohi	24330	231	231	100.0	0	0.0	7.6	8.2
	Meeker	24460	512	512	100.0	0	0.0	6.6	7.2
	Morrison	24480	187	187	100.0	0	0.0	26.2	28.6
	Sherburne	24700	498	498	100.0	0	0.0	13.0	14.4
	Stearns	24720	798	798	100.0	0	0.0	7.9	8.6
	Todd	24760	286	286	100.0	0	0.0	19.6	21.3
	Wadena	24790	167	167	100.0	0	0.0	13.0	14.1
	Wright	24850	743	743	100.0	0	0.0	10.6	11.7
Grand Totals			3,856	3,856	100.0	0	0.0	10.9	12.0

Vascular Surgery/CentraChoice SE Network/MNN004

May 8, 2024

Created by...
HealthPartners

Vascular Surgery

269 providers at 153 locations

◆ All providers

Vascular Surgery

Employee Group
National Proxy Census
(CentraChoice SE)

Provider Group
Vascular Surgery

3,856 eligible locations

● With access (3,856)

● Without access (0)

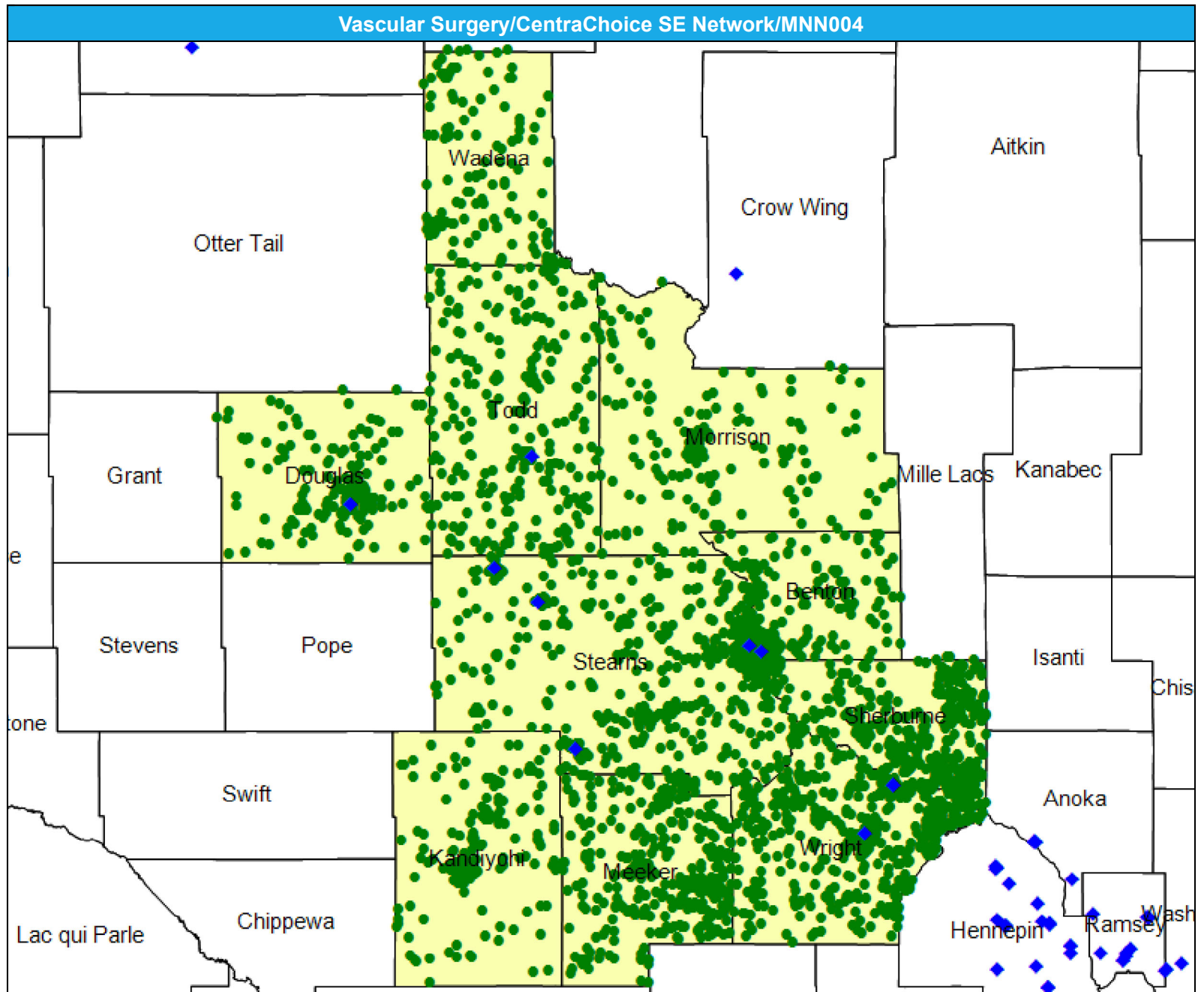
The Access Standard is defined as (National Proxy Census (CentraChoice SE)) eligibles accessing:

1 (Vascular Surgery) provider in 60 miles or 60 minutes

Service Areas

■ CentraChoice SE

21.57 miles



Access Detail By County SSA

May 8, 2024

Created by...
HealthPartners

Access Analysis
Vascular Surgery

Eligible / Provider Groups
National Proxy Census
(CentraChoice SE)
Vascular Surgery

¹ The Access Standard is defined as (National Proxy Census (CentraChoice SE)) eligibles accessing:

¹ (Vascular Surgery) provider in 60 miles or 60 minutes

Vascular Surgery/CentraChoice SE Network/MNN004									
State Name	County	County SSA	Eligible	With Access ¹		Without Access ¹		Average Distance	Average Time
			#	#	%	#	%	1	1
Minnesota	Benton	24040	243	243	100.0	0	0.0	9.3	11.2
	Douglas	24200	191	191	100.0	0	0.0	8.2	8.9
	Kandiyohi	24330	231	231	100.0	0	0.0	27.4	29.8
	Meeker	24460	512	512	100.0	0	0.0	23.8	25.9
	Morrison	24480	187	187	100.0	0	0.0	23.5	26.1
	Sherburne	24700	498	498	100.0	0	0.0	12.0	13.2
	Stearns	24720	798	798	100.0	0	0.0	7.5	8.5
	Todd	24760	286	286	100.0	0	0.0	14.4	15.7
	Wadena	24790	167	167	100.0	0	0.0	38.5	42.0
	Wright	24850	743	743	100.0	0	0.0	10.1	11.1
Grand Totals			3,856	3,856	100.0	0	0.0	14.7	16.2

Home Health Care Agency/CentraChoice SE Network/MNN004

May 8, 2024

Created by...
HealthPartners

Home Health Care Agency
235 providers at 278 locations

◆ All providers

Service Areas
■ CentraChoice SE

21.57 miles

