

Service Area Map/Medica CompleteHealth/MNN004

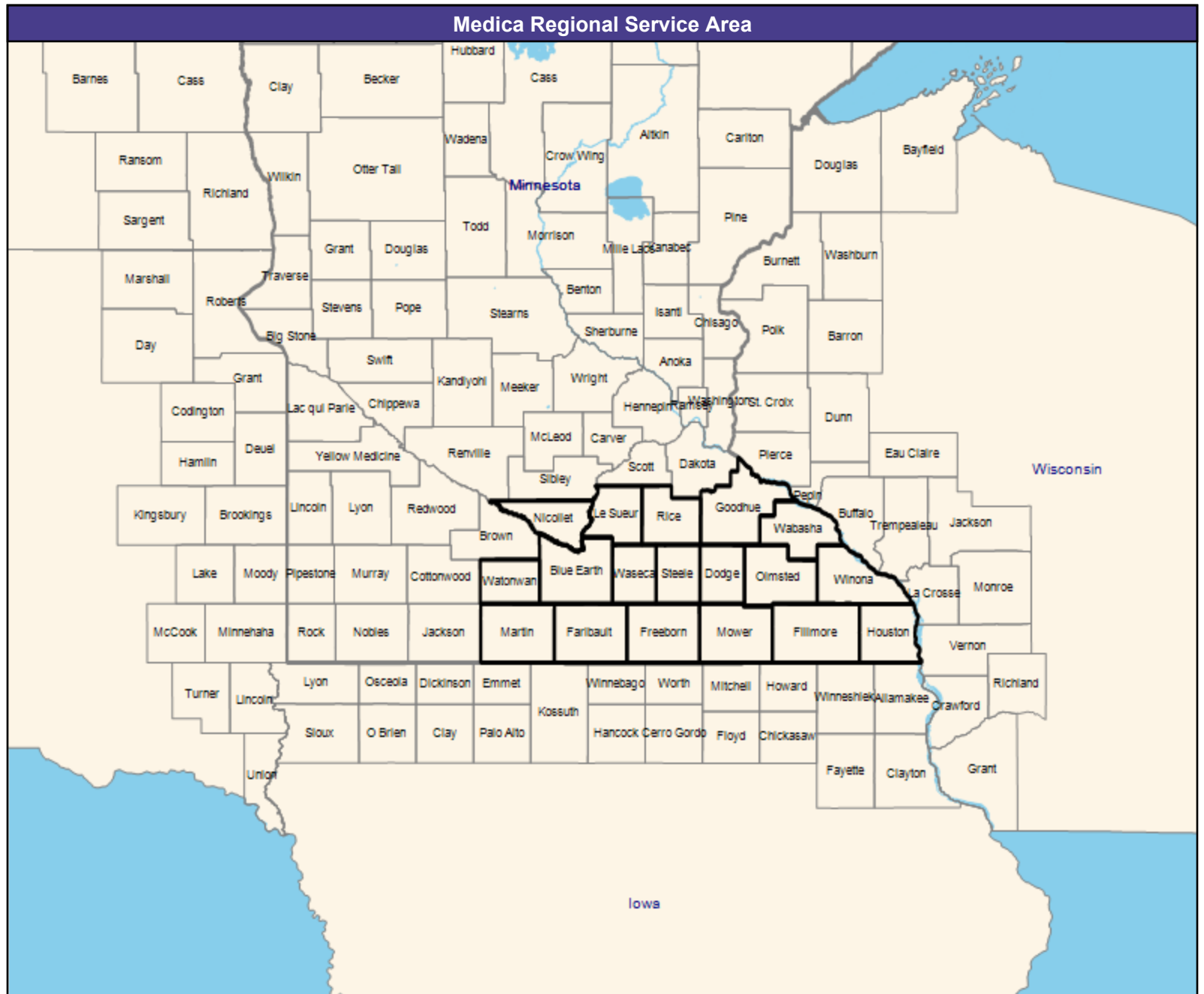
July 2, 2024

Created by...
Medica

Service Areas

Medica CompleteHealth MNN004

58.96 miles



General Hospital Facilities/Medica CompleteHealth/MNN004

July 2, 2024

Created by...
Medica

Medica CompleteHealth MNN004
General Hospital Facilities

21 providers at 22 locations

- All providers

General Hospital Facilities

Employee Group

National Proxy Census (Medica CompleteHealth MNN004)

Provider Group

Medica CompleteHealth MNN004
General Hospital Facilities (Medica Regional Service Area)

4,672 beneficiary locations

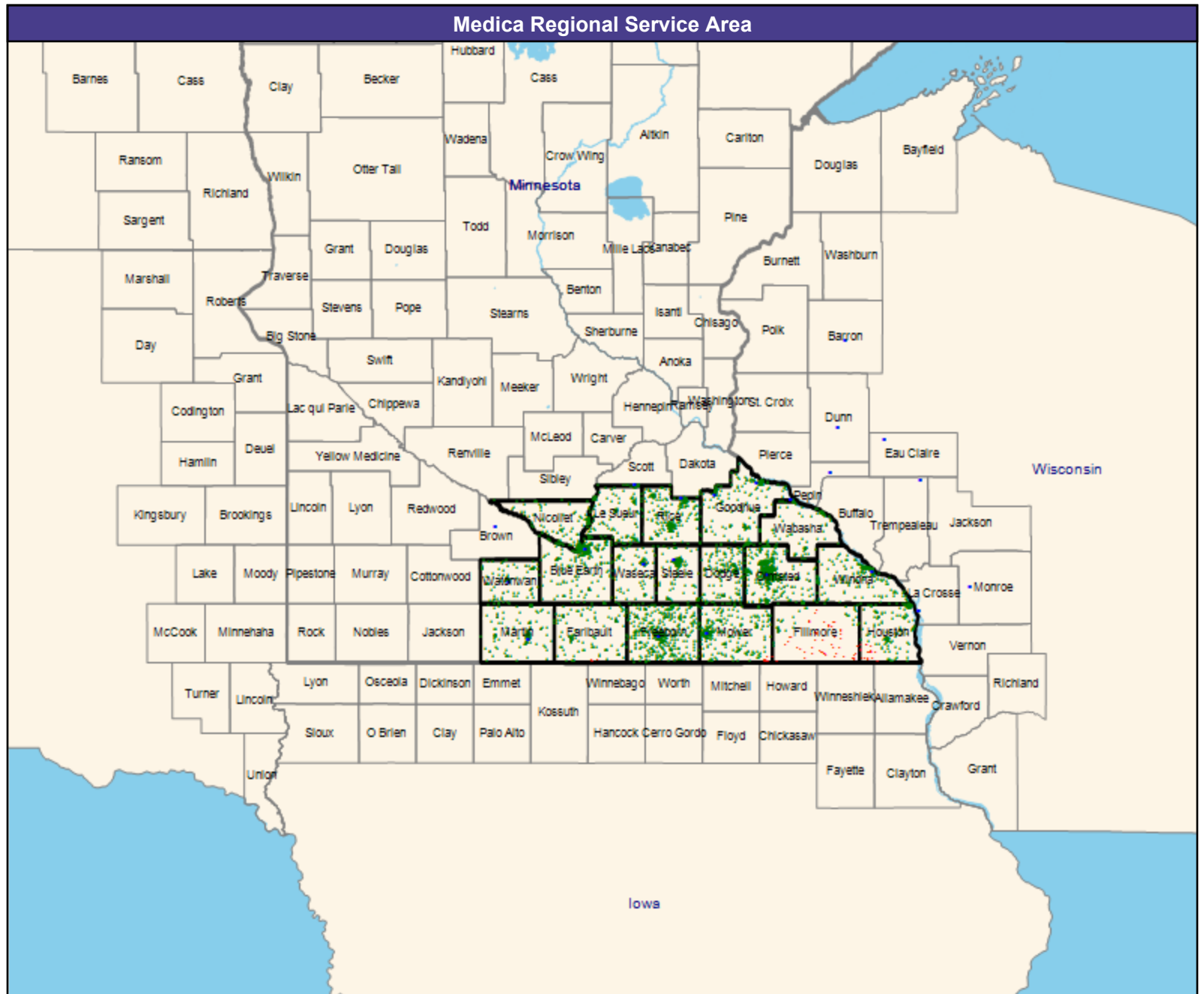
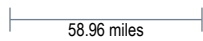
- ◆ With access (4,581)
- Without access (91)

The Access Standard is defined as (National Proxy Census (Medica CompleteHealth MNN004)) beneficiaries accessing:

1 (Medica CompleteHealth MNN004 General Hospital Facilities (Medica Regional Service Area)) provider in 30 miles or 30 minutes

Service Areas

- Medica CompleteHealth MNN004



Access Detail By County

July 2, 2024

Created by...
Medica

Access Analysis
 General Hospital Facilities
 Beneficiary / Provider Groups
 National Proxy Census (Medica CompleteHealth MNN004)
 Medica CompleteHealth MNN004
 General Hospital Facilities (Medica Regional Service Area)

All Beneficiaries										
State Name	County	Beneficiary	Provider	Counts	With Access		Without Access		Average Distance	Average Time
		#	Standard	#	#	%	#	%	1	1
Minnesota	Blue Earth	347	1 in 30 miles or 30 mins	1	347	100.0	0	0.0	7.7	8.4
	Dodge	218	1 in 30 miles or 30 mins	0	218	100.0	0	0.0	17.1	18.6
	Faribault	151	1 in 30 miles or 30 mins	0	148	98.0	3	2.0	22.2	24.2
	Fillmore	112	1 in 30 miles or 30 mins	0	52	46.4	60	53.6	32.0	34.8
	Freeborn	668	1 in 30 miles or 30 mins	1	668	100.0	0	0.0	7.5	8.2
	Goodhue	227	1 in 30 miles or 30 mins	3	227	100.0	0	0.0	9.3	10.1
	Houston	192	1 in 30 miles or 30 mins	0	173	90.1	19	9.9	17.9	19.4
	Le Sueur	145	1 in 30 miles or 30 mins	0	145	100.0	0	0.0	12.6	13.7
	Martin	200	1 in 30 miles or 30 mins	1	200	100.0	0	0.0	8.2	8.9
	Mower	458	1 in 30 miles or 30 mins	1	449	98.0	9	2.0	8.5	9.2
	Nicollet	161	1 in 30 miles or 30 mins	0	161	100.0	0	0.0	11.8	12.8
	Olmsted	706	1 in 30 miles or 30 mins	2	706	100.0	0	0.0	6.2	6.9
	Rice	308	1 in 30 miles or 30 mins	0	308	100.0	0	0.0	10.2	11.1
	Steele	191	1 in 30 miles or 30 mins	1	191	100.0	0	0.0	6.6	7.2
	Wabasha	104	1 in 30 miles or 30 mins	0	104	100.0	0	0.0	15.4	16.7
	Waseca	106	1 in 30 miles or 30 mins	1	106	100.0	0	0.0	7.3	7.9
	Watonwan	131	1 in 30 miles or 30 mins	1	131	100.0	0	0.0	8.7	9.5
	Winona	247	1 in 30 miles or 30 mins	1	247	100.0	0	0.0	9.6	10.4
	Grand Totals	4,672	1 in 30 miles or 30 mins	13	4,581	98.1	91	1.9	10.2	11.1

Emergency Medicine Providers/Medica CompleteHealth/MNN004

July 2, 2024

Created by...
Medica

Medica CompleteHealth MNN004
Emergency Medicine Providers

2,669 providers at 25 locations

■ All providers

Emergency Medicine Providers

Employee Group

National Proxy Census (Medica CompleteHealth MNN004)

Provider Group

Medica CompleteHealth MNN004
Emergency Medicine Providers
(Medica Regional Service Area)

4,672 beneficiary locations

◆ With access (4,582)

● Without access (90)

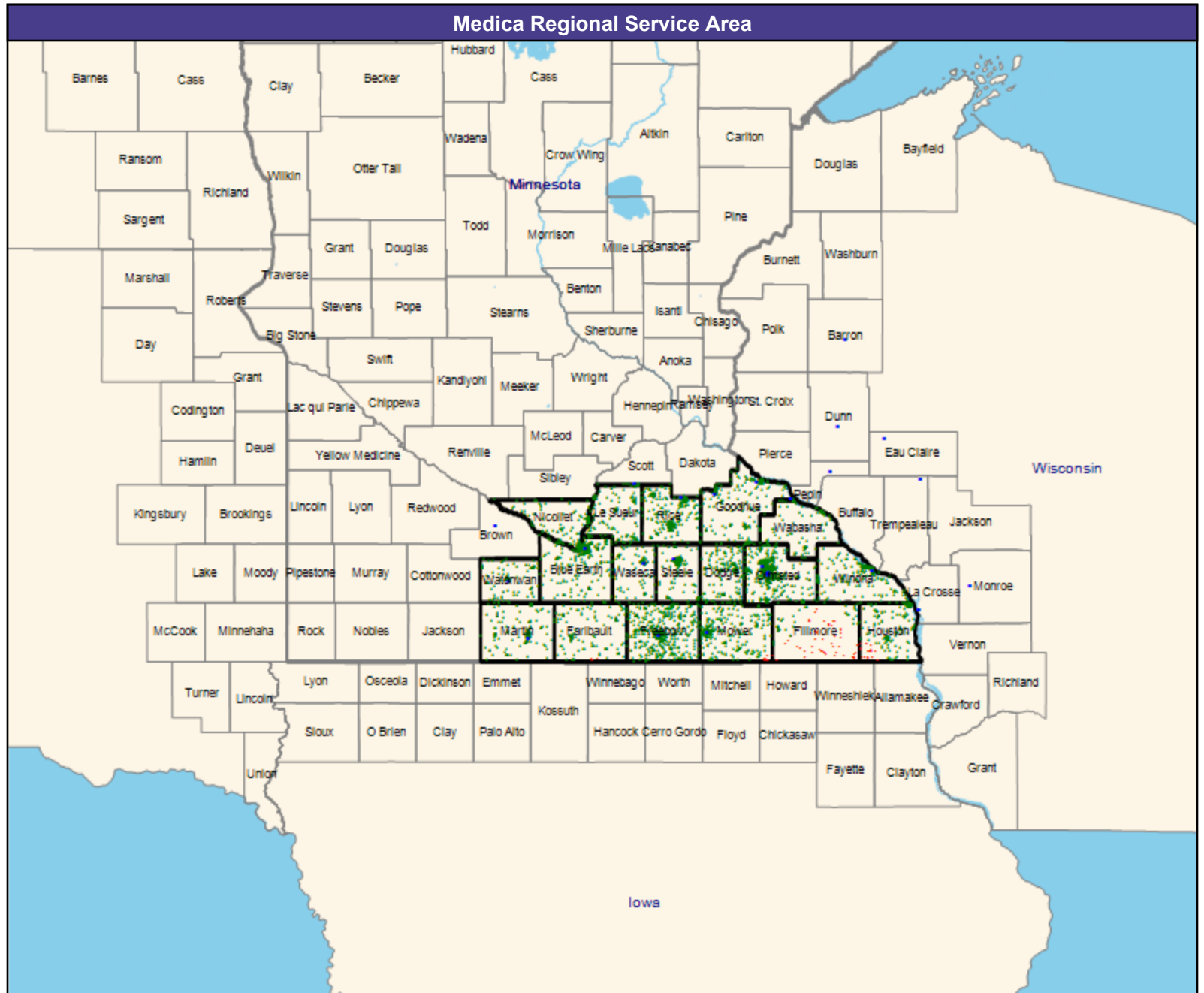
The Access Standard is defined as
(National Proxy Census (Medica CompleteHealth MNN004)) beneficiaries
accessing:

1 (Medica CompleteHealth MNN004
Emergency Medicine Providers
(Medica Regional Service Area))
provider in 30 miles or 30 minutes

Service Areas

☐ Medica CompleteHealth MNN004

58.96 miles



Access Detail By County

July 2, 2024

Created by...
Medica

Access Analysis
Emergency Medicine Providers
Beneficiary / Provider Groups
National Proxy Census (Medica CompleteHealth MNN004)
Medica CompleteHealth MNN004
Emergency Medicine Providers (Medica Regional Service Area)

All Beneficiaries										
State Name	County	Beneficiary	Provider	Counts	With Access		Without Access		Average Distance	Average Time
		#	Standard	#	#	%	#	%	1	1
Minnesota	Blue Earth	347	1 in 30 miles or 30 mins	111	347	100.0	0	0.0	7.7	8.4
	Dodge	218	1 in 30 miles or 30 mins	0	218	100.0	0	0.0	15.6	17.8
	Faribault	151	1 in 30 miles or 30 mins	0	148	98.0	3	2.0	22.2	24.2
	Fillmore	112	1 in 30 miles or 30 mins	0	53	47.3	59	52.7	31.2	34.0
	Freeborn	668	1 in 30 miles or 30 mins	145	668	100.0	0	0.0	7.5	8.2
	Goodhue	227	1 in 30 miles or 30 mins	408	227	100.0	0	0.0	9.0	9.9
	Houston	192	1 in 30 miles or 30 mins	0	173	90.1	19	9.9	17.9	19.4
	Le Sueur	145	1 in 30 miles or 30 mins	0	145	100.0	0	0.0	12.6	13.7
	Martin	200	1 in 30 miles or 30 mins	89	200	100.0	0	0.0	8.2	8.9
	Mower	458	1 in 30 miles or 30 mins	148	449	98.0	9	2.0	8.4	9.2
	Nicollet	161	1 in 30 miles or 30 mins	0	161	100.0	0	0.0	11.8	12.8
	Olmsted	706	1 in 30 miles or 30 mins	2,084	706	100.0	0	0.0	4.9	5.6
	Rice	308	1 in 30 miles or 30 mins	0	308	100.0	0	0.0	10.3	11.2
	Steele	191	1 in 30 miles or 30 mins	105	191	100.0	0	0.0	6.5	7.1
	Wabasha	104	1 in 30 miles or 30 mins	0	104	100.0	0	0.0	14.8	16.5
	Waseca	106	1 in 30 miles or 30 mins	67	106	100.0	0	0.0	7.3	7.9
	Watonwan	131	1 in 30 miles or 30 mins	56	131	100.0	0	0.0	8.7	9.5
Winona	247	1 in 30 miles or 30 mins	50	247	100.0	0	0.0	9.4	10.2	
Grand Totals		4,672	1 in 30 miles or 30 mins	3,263	4,582	98.1	90	1.9	9.9	10.9

Primary Care Providers/Medica CompleteHealth/MNN004

July 2, 2024

Created by...
Medica

Medica CompleteHealth MNN004 Primary Care Providers

2,677 providers at 93 locations

■ All providers

Primary Care Providers

Employee Group

National Proxy Census (Medica CompleteHealth MNN004)

Provider Group

Medica CompleteHealth MNN004 Primary Care Providers (Medica Regional Service Area)

4,672 beneficiary locations

◆ With access (4,664)

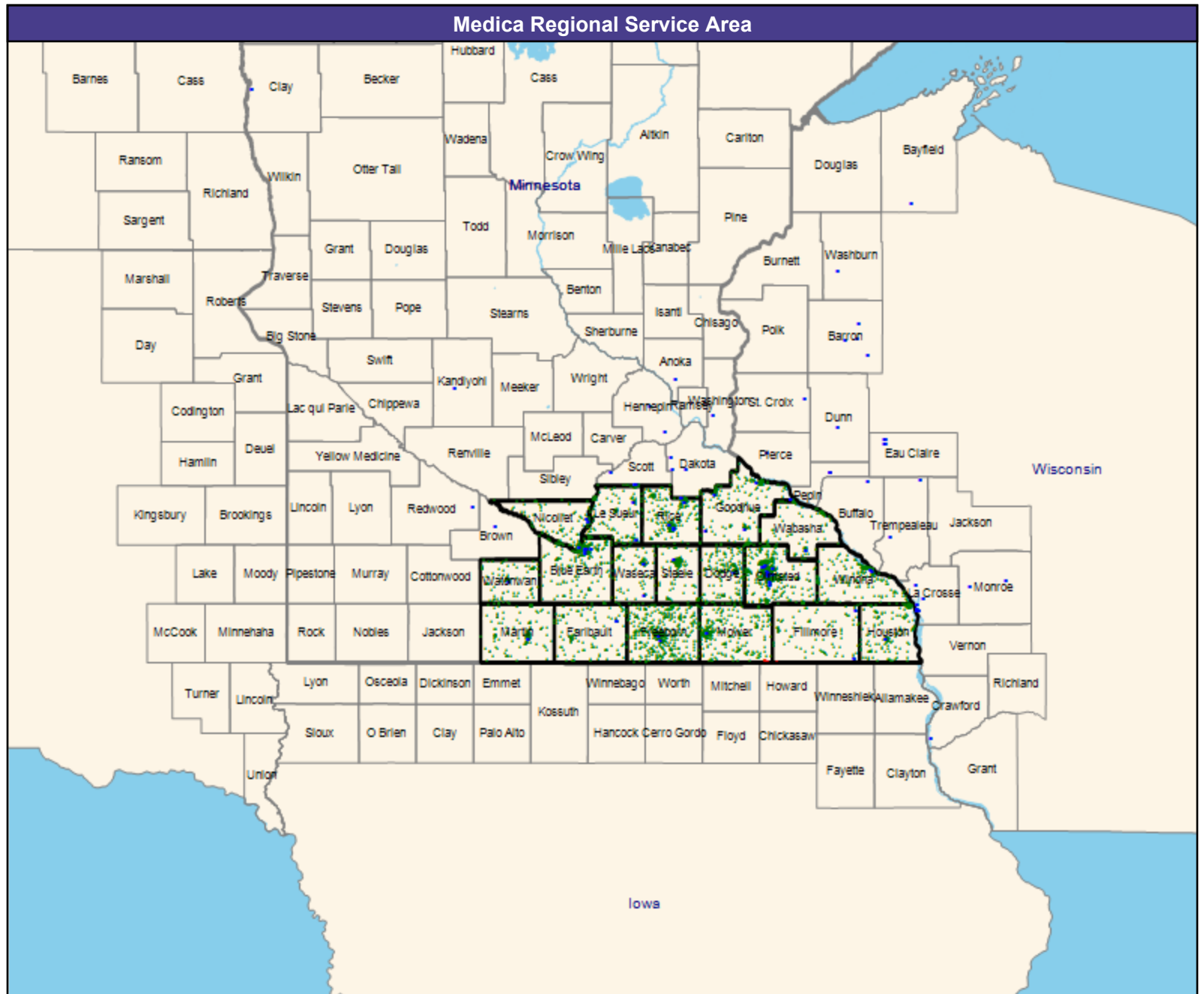

● Without access (8)

The Access Standard is defined as (National Proxy Census (Medica CompleteHealth MNN004)) beneficiaries accessing:

1 (Medica CompleteHealth MNN004 Primary Care Providers (Medica Regional Service Area)) provider in 30 miles or 30 minutes

Service Areas

☐ Medica CompleteHealth MNN004



Access Detail By County

July 2, 2024

Created by...
Medica

Access Analysis
Primary Care Providers
Beneficiary / Provider Groups
National Proxy Census (Medica CompleteHealth MNN004)
Medica CompleteHealth MNN004
Primary Care Providers (Medica Regional Service Area)

All Beneficiaries										
State Name	County	Beneficiary	Provider	Counts	With Access		Without Access		Average Distance	Average Time
		#	Standard	#	#	%	#	%	1	1
Minnesota	Blue Earth	347	1 in 30 miles or 30 mins	681	347	100.0	0	0.0	6.5	7.1
	Dodge	218	1 in 30 miles or 30 mins	1,859	218	100.0	0	0.0	6.9	7.5
	Faribault	151	1 in 30 miles or 30 mins	9	151	100.0	0	0.0	14.8	16.1
	Fillmore	112	1 in 30 miles or 30 mins	50	111	99.1	1	0.9	16.3	17.7
	Freeborn	668	1 in 30 miles or 30 mins	667	668	100.0	0	0.0	6.4	7.0
	Goodhue	227	1 in 30 miles or 30 mins	825	227	100.0	0	0.0	4.5	4.9
	Houston	192	1 in 30 miles or 30 mins	28	192	100.0	0	0.0	6.1	6.6
	Le Sueur	145	1 in 30 miles or 30 mins	33	145	100.0	0	0.0	5.9	6.3
	Martin	200	1 in 30 miles or 30 mins	194	200	100.0	0	0.0	8.2	8.9
	Mower	458	1 in 30 miles or 30 mins	668	451	98.5	7	1.5	8.1	8.8
	Nicollet	161	1 in 30 miles or 30 mins	60	161	100.0	0	0.0	6.1	6.6
	Olmsted	706	1 in 30 miles or 30 mins	7,984	706	100.0	0	0.0	3.6	4.1
	Rice	308	1 in 30 miles or 30 mins	264	308	100.0	0	0.0	4.1	4.4
	Steele	191	1 in 30 miles or 30 mins	594	191	100.0	0	0.0	6.0	6.5
	Wabasha	104	1 in 30 miles or 30 mins	10	104	100.0	0	0.0	9.0	9.8
	Waseca	106	1 in 30 miles or 30 mins	114	106	100.0	0	0.0	4.8	5.2
	Watonwan	131	1 in 30 miles or 30 mins	73	131	100.0	0	0.0	8.7	9.5
	Winona	247	1 in 30 miles or 30 mins	108	247	100.0	0	0.0	7.6	8.2
	Grand Totals	4,672	1 in 30 miles or 30 mins	14,221	4,664	99.8	8	0.2	6.6	7.2

Mental Health Provider Prescribers/Medica CompleteHealth/MNN004

July 2, 2024

Created by...
Medica

Medica CompleteHealth MNN004 Mental Health Provider Prescribers

18 providers at 13 locations

■ All providers

Mental Health Provider Prescribers

Employee Group

National Proxy Census (Medica CompleteHealth MNN004)

Provider Group

Medica CompleteHealth MNN004 Mental Health Provider Prescribers (Medica Regional Service Area)

4,672 beneficiary locations

◆ With access (1,890)

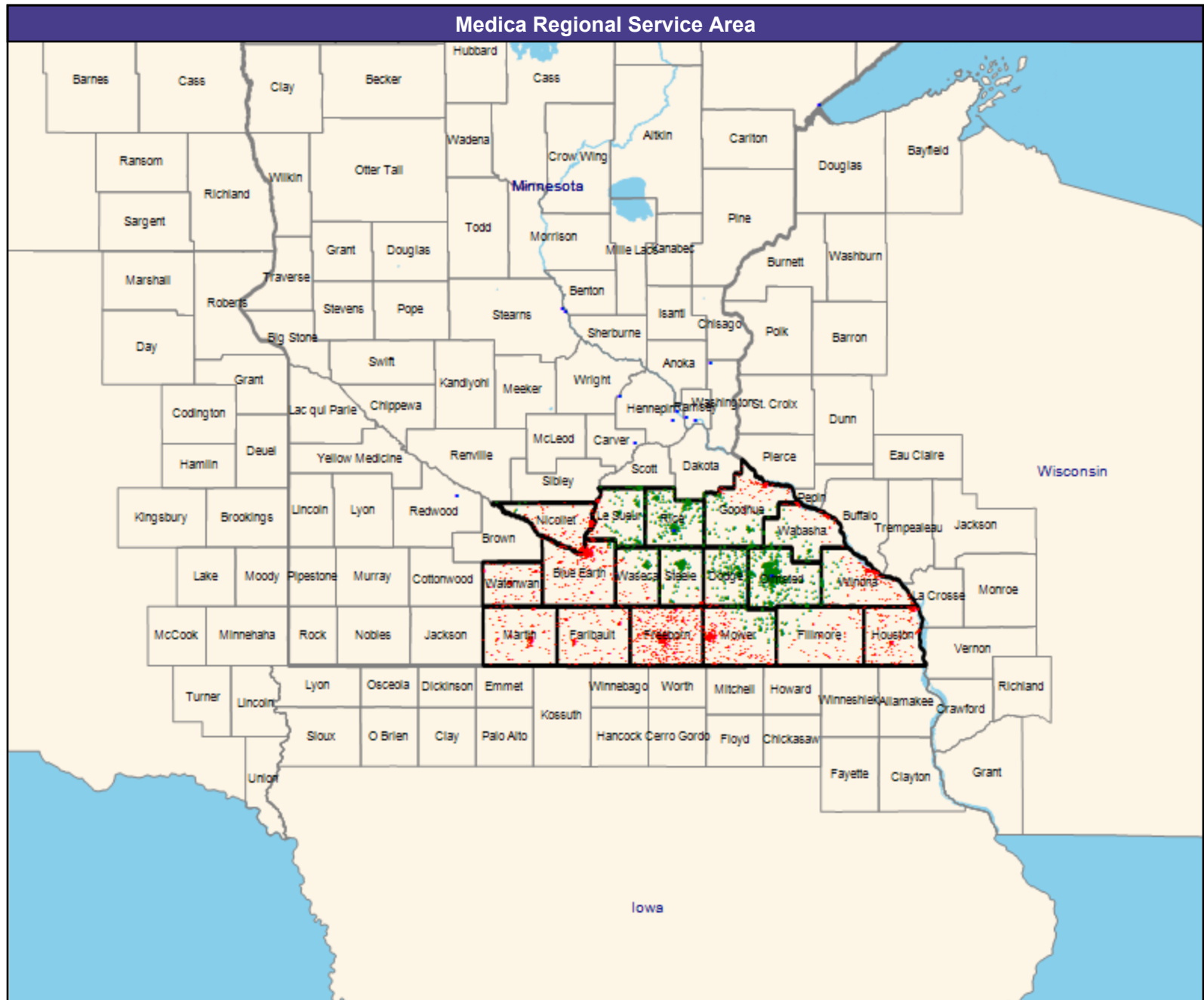

● Without access (2,782)

The Access Standard is defined as (National Proxy Census (Medica CompleteHealth MNN004)) beneficiaries accessing:

1 (Medica CompleteHealth MNN004 Mental Health Provider Prescribers (Medica Regional Service Area)) provider in 30 miles or 30 minutes

Service Areas

☐ Medica CompleteHealth MNN004



Access Detail By County

July 2, 2024

Created by...
Medica

Access Analysis
Mental Health Provider Prescribers
Beneficiary / Provider Groups
National Proxy Census (Medica CompleteHealth MNN004)
Medica CompleteHealth MNN004
Mental Health Provider Prescribers (Medica Regional Service Area)

All Beneficiaries										
State Name	County	Beneficiary	Provider	Counts	With Access		Without Access		Average Distance	Average Time
		#	Standard	#	#	%	#	%	1	1
Minnesota	Blue Earth	347	1 in 30 miles or 30 mins	0	8	2.3	339	97.7	42.6	46.5
	Dodge	218	1 in 30 miles or 30 mins	0	211	96.8	7	3.2	20.1	23.8
	Faribault	151	1 in 30 miles or 30 mins	0	0	0.0	151	100.0	64.1	69.9
	Fillmore	112	1 in 30 miles or 30 mins	0	36	32.1	76	67.9	37.4	44.9
	Freeborn	668	1 in 30 miles or 30 mins	0	0	0.0	668	100.0	45.8	50.0
	Goodhue	227	1 in 30 miles or 30 mins	0	103	45.4	124	54.6	30.5	35.4
	Houston	192	1 in 30 miles or 30 mins	0	0	0.0	192	100.0	60.7	72.8
	Le Sueur	145	1 in 30 miles or 30 mins	0	114	78.6	31	21.4	25.1	27.4
	Martin	200	1 in 30 miles or 30 mins	0	0	0.0	200	100.0	68.1	74.3
	Mower	458	1 in 30 miles or 30 mins	0	63	13.8	395	86.2	40.2	47.7
	Nicollet	161	1 in 30 miles or 30 mins	0	5	3.1	156	96.9	38.8	42.3
	Olmsted	706	1 in 30 miles or 30 mins	2	706	100.0	0	0.0	6.3	7.6
	Rice	308	1 in 30 miles or 30 mins	1	308	100.0	0	0.0	9.7	10.6
	Steele	191	1 in 30 miles or 30 mins	0	171	89.5	20	10.5	19.1	20.8
	Wabasha	104	1 in 30 miles or 30 mins	0	48	46.2	56	53.8	29.6	35.4
	Waseca	106	1 in 30 miles or 30 mins	0	70	66.0	36	34.0	28.1	30.6
	Watonwan	131	1 in 30 miles or 30 mins	0	0	0.0	131	100.0	49.4	53.9
	Winona	247	1 in 30 miles or 30 mins	0	47	19.0	200	81.0	38.2	45.8
	Grand Totals	4,672	1 in 30 miles or 30 mins	3	1,890	40.5	2,782	59.5	33.6	38.0

Child and Adolescent Psychiatrist/Medica CompleteHealth/MNN004

July 2, 2024

Created by...
Medica

Medica CompleteHealth MNN004 Child and Adolescent Psychiatrist

303 providers at 122 locations

■ All providers

Child and Adolescent Psychiatrist

Employee Group

National Proxy Census (Medica CompleteHealth MNN004)

Provider Group

Medica CompleteHealth MNN004 Child and Adolescent Psychiatrist (Medica Regional Service Area)

4,672 beneficiary locations

◆ With access (4,520)

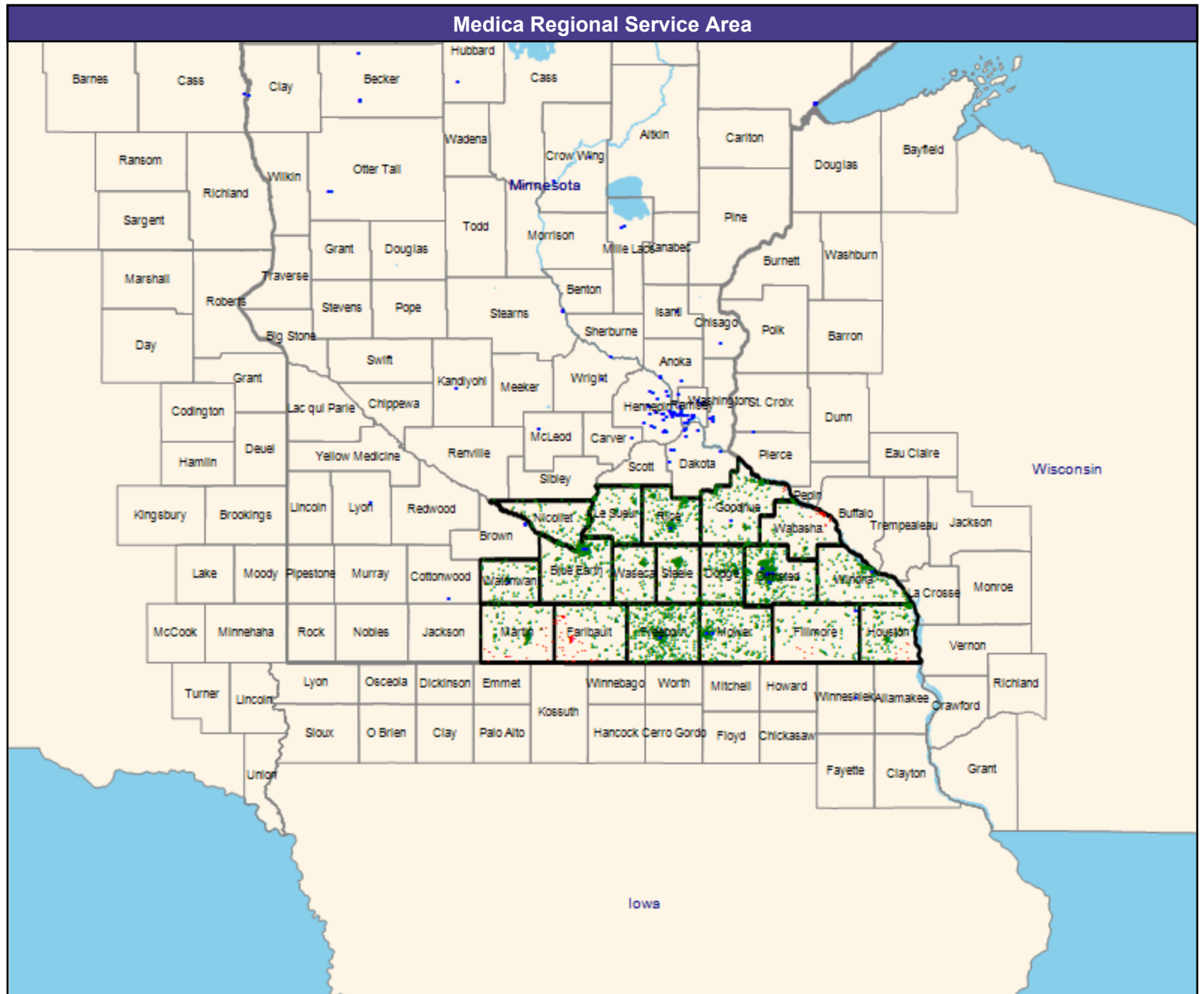

● Without access (152)

The Access Standard is defined as (National Proxy Census (Medica CompleteHealth MNN004)) beneficiaries accessing:

1 (Medica CompleteHealth MNN004 Child and Adolescent Psychiatrist (Medica Regional Service Area)) provider in 30 miles or 30 minutes

Service Areas

□ Medica CompleteHealth MNN004



Access Detail By County

July 2, 2024

Created by...
Medica

Access Analysis
Child and Adolescent Psychiatrist
Beneficiary / Provider Groups
National Proxy Census (Medica CompleteHealth MNN004)
Medica CompleteHealth MNN004
Child and Adolescent Psychiatrist
(Medica Regional Service Area)

All Beneficiaries										
State Name	County	Beneficiary	Provider	Counts	With Access		Without Access		Average Distance	Average Time
		#	Standard	#	#	%	#	%	1	1
Minnesota	Blue Earth	347	1 in 30 miles or 30 mins	7	347	100.0	0	0.0	7.3	8.0
	Dodge	218	1 in 30 miles or 30 mins	0	218	100.0	0	0.0	15.2	17.5
	Faribault	151	1 in 30 miles or 30 mins	0	79	52.3	72	47.7	30.3	33.0
	Fillmore	112	1 in 30 miles or 30 mins	1	105	93.8	7	6.2	19.9	21.6
	Freeborn	668	1 in 30 miles or 30 mins	1	668	100.0	0	0.0	7.5	8.2
	Goodhue	227	1 in 30 miles or 30 mins	1	223	98.2	4	1.8	16.4	17.9
	Houston	192	1 in 30 miles or 30 mins	0	183	95.3	9	4.7	21.2	23.1
	Le Sueur	145	1 in 30 miles or 30 mins	0	145	100.0	0	0.0	20.1	21.9
	Martin	200	1 in 30 miles or 30 mins	0	174	87.0	26	13.0	25.4	27.7
	Mower	458	1 in 30 miles or 30 mins	6	455	99.3	3	0.7	7.5	8.2
	Nicollet	161	1 in 30 miles or 30 mins	0	161	100.0	0	0.0	9.2	10.0
	Olmsted	706	1 in 30 miles or 30 mins	18	706	100.0	0	0.0	4.4	5.0
	Rice	308	1 in 30 miles or 30 mins	1	308	100.0	0	0.0	9.6	10.4
	Steele	191	1 in 30 miles or 30 mins	0	191	100.0	0	0.0	16.6	18.1
	Wabasha	104	1 in 30 miles or 30 mins	0	74	71.2	30	28.8	26.3	28.7
	Waseca	106	1 in 30 miles or 30 mins	0	105	99.1	1	0.9	22.6	24.6
	Watonwan	131	1 in 30 miles or 30 mins	1	131	100.0	0	0.0	8.7	9.5
Winona	247	1 in 30 miles or 30 mins	1	247	100.0	0	0.0	9.1	9.9	
Grand Totals		4,672	1 in 30 miles or 30 mins	37	4,520	96.7	152	3.3	12.0	13.2

Psychiatrists/Medica CompleteHealth/MNN004

July 2, 2024

Created by...
Medica

Medica CompleteHealth MNN004
Psychiatrists

489 providers at 158 locations

■ All providers

Psychiatrist

Employee Group

National Proxy Census (Medica CompleteHealth MNN004)

Provider Group

Medica CompleteHealth MNN004
Psychiatrists (Medica Regional Service Area)

4,672 beneficiary locations

◆ With access (4,422)

● Without access (250)

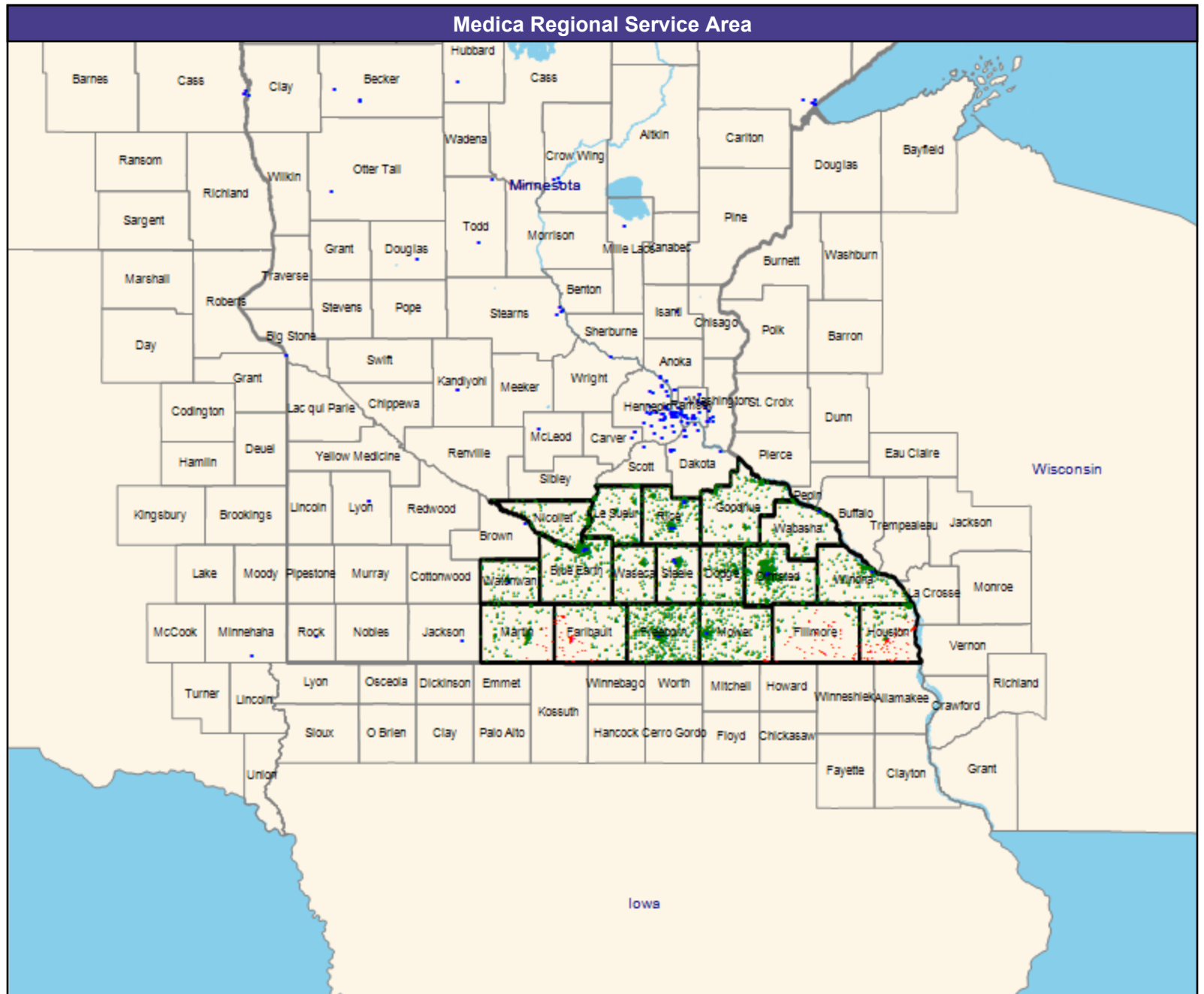
The Access Standard is defined as (National Proxy Census (Medica CompleteHealth MNN004)) beneficiaries accessing:

1 (Medica CompleteHealth MNN004 Psychiatrists (Medica Regional Service Area)) provider in 30 miles or 30 minutes

Service Areas

□ Medica CompleteHealth MNN004

58.96 miles



Access Detail By County

July 2, 2024

Created by...
Medica

Access Analysis
Psychiatrist
Beneficiary / Provider Groups
National Proxy Census (Medica CompleteHealth MNN004)
Medica CompleteHealth MNN004 Psychiatrists (Medica Regional Service Area)

All Beneficiaries										
State Name	County	Beneficiary	Provider	Counts	With Access		Without Access		Average Distance	Average Time
		#	Standard	#	#	%	#	%	1	1
Minnesota	Blue Earth	347	1 in 30 miles or 30 mins	23	347	100.0	0	0.0	7.2	7.8
	Dodge	218	1 in 30 miles or 30 mins	0	218	100.0	0	0.0	17.0	18.5
	Faribault	151	1 in 30 miles or 30 mins	0	79	52.3	72	47.7	30.2	32.9
	Fillmore	112	1 in 30 miles or 30 mins	0	52	46.4	60	53.6	31.7	34.8
	Freeborn	668	1 in 30 miles or 30 mins	2	668	100.0	0	0.0	7.5	8.2
	Goodhue	227	1 in 30 miles or 30 mins	0	227	100.0	0	0.0	21.5	23.4
	Houston	192	1 in 30 miles or 30 mins	0	97	50.5	95	49.5	29.2	31.8
	Le Sueur	145	1 in 30 miles or 30 mins	0	145	100.0	0	0.0	19.5	21.2
	Martin	200	1 in 30 miles or 30 mins	0	187	93.5	13	6.5	23.3	25.4
	Mower	458	1 in 30 miles or 30 mins	14	449	98.0	9	2.0	8.5	9.2
	Nicollet	161	1 in 30 miles or 30 mins	0	161	100.0	0	0.0	9.4	10.2
	Olmsted	706	1 in 30 miles or 30 mins	49	706	100.0	0	0.0	5.9	6.7
	Rice	308	1 in 30 miles or 30 mins	6	308	100.0	0	0.0	5.1	5.6
	Steele	191	1 in 30 miles or 30 mins	3	191	100.0	0	0.0	5.6	6.1
	Wabasha	104	1 in 30 miles or 30 mins	1	104	100.0	0	0.0	13.0	14.2
	Waseca	106	1 in 30 miles or 30 mins	0	105	99.1	1	0.9	16.5	18.0
	Watonwan	131	1 in 30 miles or 30 mins	1	131	100.0	0	0.0	8.7	9.5
Winona	247	1 in 30 miles or 30 mins	1	247	100.0	0	0.0	9.8	10.7	
Grand Totals		4,672	1 in 30 miles or 30 mins	100	4,422	94.6	250	5.4	12.0	13.1

Mental Health Clinical Nurse Specialist/Medica CompleteHealth/MNN004

July 2, 2024

Created by...
Medica

Medica CompleteHealth MNN004 Mental Health Clinical Nurse Specialist

18 providers at 13 locations

■ All providers

Mental Health Clinical Nurse Specialist

Employee Group

National Proxy Census (Medica CompleteHealth MNN004)

Provider Group

Medica CompleteHealth MNN004 Mental Health Clinical Nurse Specialist (Medica Regional Service Area)

4,672 beneficiary locations

◆ With access (1,890)

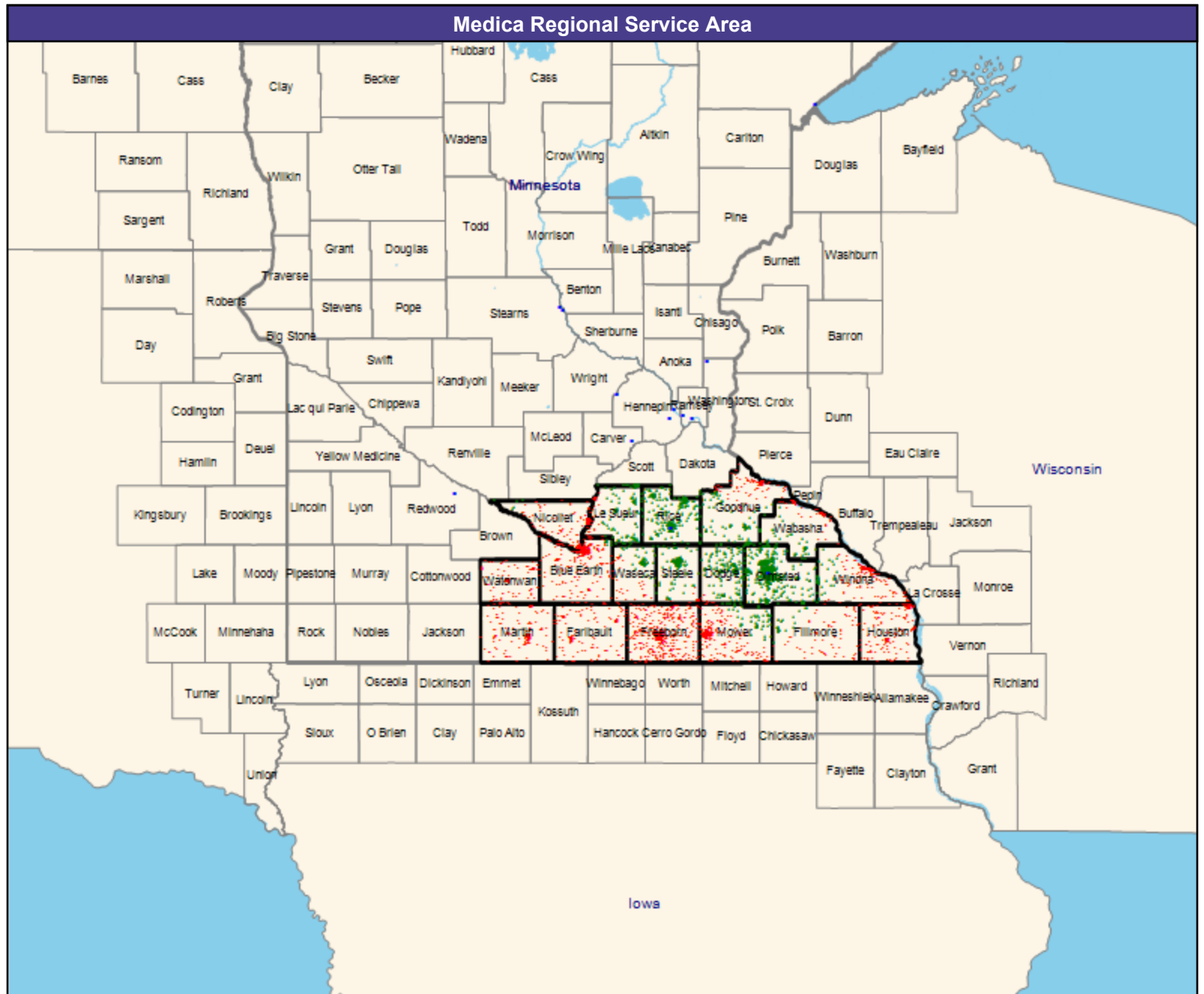

● Without access (2,782)

The Access Standard is defined as (National Proxy Census (Medica CompleteHealth MNN004)) beneficiaries accessing:

1 (Medica CompleteHealth MNN004 Mental Health Clinical Nurse Specialist (Medica Regional Service Area)) provider in 30 miles or 30 minutes

Service Areas

☐ Medica CompleteHealth MNN004



Access Detail By County

July 2, 2024

Created by...
Medica

Access Analysis
Mental Health Clinical Nurse Specialist
Beneficiary / Provider Groups
National Proxy Census (Medica CompleteHealth MNN004)
Medica CompleteHealth MNN004
Mental Health Clinical Nurse Specialist (Medica Regional Service Area)

All Beneficiaries										
State Name	County	Beneficiary	Provider	Counts	With Access		Without Access		Average Distance	Average Time
		#	Standard	#	#	%	#	%	1	1
Minnesota	Blue Earth	347	1 in 30 miles or 30 mins	0	8	2.3	339	97.7	42.6	46.5
	Dodge	218	1 in 30 miles or 30 mins	0	211	96.8	7	3.2	20.1	23.8
	Faribault	151	1 in 30 miles or 30 mins	0	0	0.0	151	100.0	64.1	69.9
	Fillmore	112	1 in 30 miles or 30 mins	0	36	32.1	76	67.9	37.4	44.9
	Freeborn	668	1 in 30 miles or 30 mins	0	0	0.0	668	100.0	45.8	50.0
	Goodhue	227	1 in 30 miles or 30 mins	0	103	45.4	124	54.6	30.5	35.4
	Houston	192	1 in 30 miles or 30 mins	0	0	0.0	192	100.0	60.7	72.8
	Le Sueur	145	1 in 30 miles or 30 mins	0	114	78.6	31	21.4	25.1	27.4
	Martin	200	1 in 30 miles or 30 mins	0	0	0.0	200	100.0	68.1	74.3
	Mower	458	1 in 30 miles or 30 mins	0	63	13.8	395	86.2	40.2	47.7
	Nicollet	161	1 in 30 miles or 30 mins	0	5	3.1	156	96.9	38.8	42.3
	Olmsted	706	1 in 30 miles or 30 mins	2	706	100.0	0	0.0	6.3	7.6
	Rice	308	1 in 30 miles or 30 mins	1	308	100.0	0	0.0	9.7	10.6
	Steele	191	1 in 30 miles or 30 mins	0	171	89.5	20	10.5	19.1	20.8
	Wabasha	104	1 in 30 miles or 30 mins	0	48	46.2	56	53.8	29.6	35.4
	Waseca	106	1 in 30 miles or 30 mins	0	70	66.0	36	34.0	28.1	30.6
	Watonwan	131	1 in 30 miles or 30 mins	0	0	0.0	131	100.0	49.4	53.9
	Winona	247	1 in 30 miles or 30 mins	0	47	19.0	200	81.0	38.2	45.8
	Grand Totals	4,672	1 in 30 miles or 30 mins	3	1,890	40.5	2,782	59.5	33.6	38.0

Mental Health Providers/Medica CompleteHealth/MNN004

July 2, 2024

Created by...
Medica

Medica CompleteHealth MNN004 Mental Health Providers

9,548 providers at 1,972 locations

■ All providers

Mental Health Providers

Employee Group

National Proxy Census (Medica CompleteHealth MNN004)

Provider Group

Medica CompleteHealth MNN004 Mental Health Providers (Medica Regional Service Area)

4,672 beneficiary locations

◆ With access (4,672)

● Without access (0)

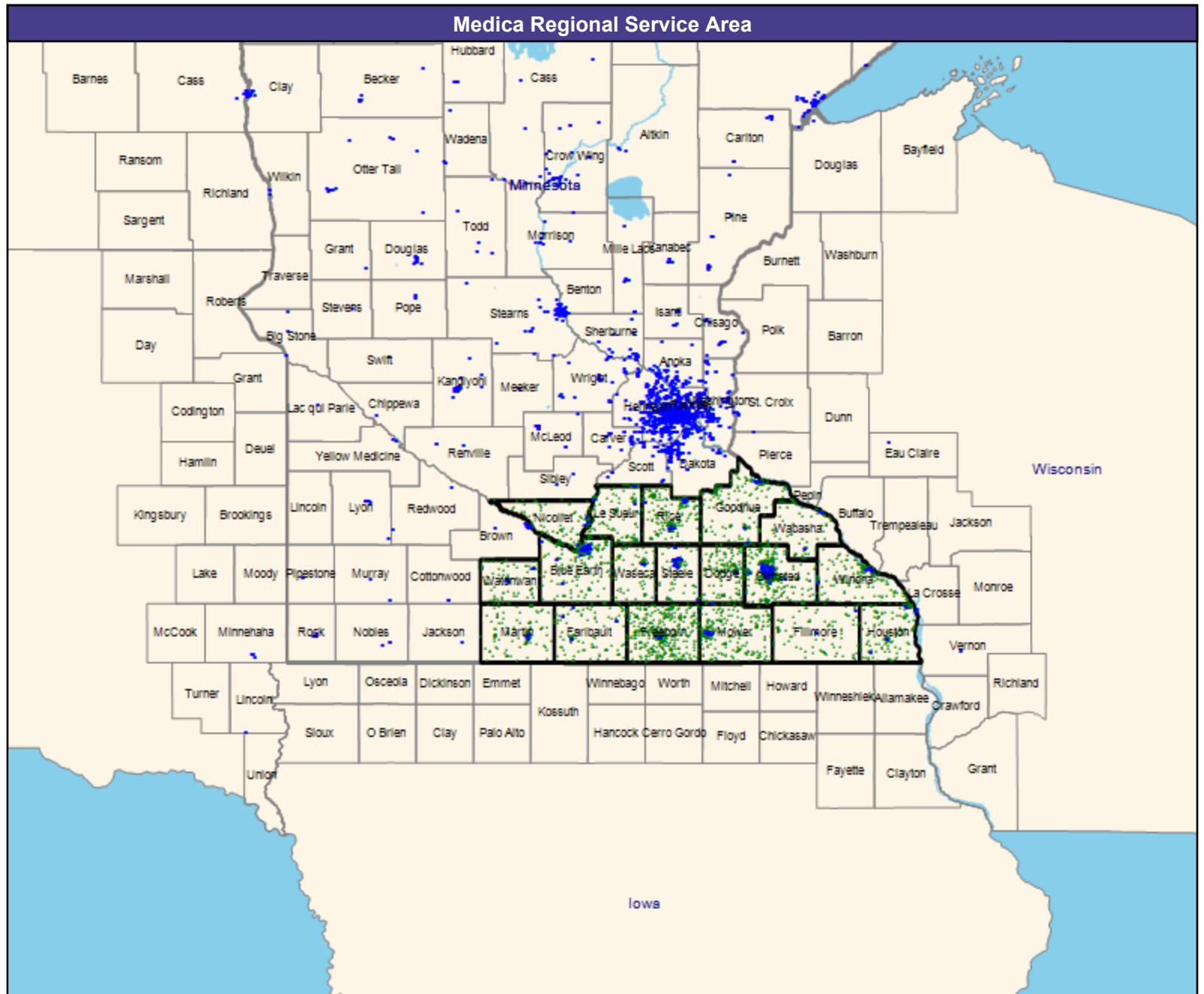
The Access Standard is defined as (National Proxy Census (Medica CompleteHealth MNN004)) beneficiaries accessing:

1 (Medica CompleteHealth MNN004 Mental Health Providers (Medica Regional Service Area)) provider in 30 miles or 30 minutes

Service Areas

□ Medica CompleteHealth MNN004

58.96 miles



Access Detail By County

July 2, 2024

Created by...
Medica

Access Analysis
Mental Health Providers
Beneficiary / Provider Groups
National Proxy Census (Medica CompleteHealth MNN004)
Medica CompleteHealth MNN004
Mental Health Providers (Medica Regional Service Area)

All Beneficiaries										
State Name	County	Beneficiary	Provider	Counts	With Access		Without Access		Average Distance	Average Time
		#	Standard	#	#	%	#	%	1	1
Minnesota	Blue Earth	347	1 in 30 miles or 30 mins	146	347	100.0	0	0.0	3.5	3.8
	Dodge	218	1 in 30 miles or 30 mins	9	218	100.0	0	0.0	5.8	6.3
	Faribault	151	1 in 30 miles or 30 mins	6	151	100.0	0	0.0	5.8	6.3
	Fillmore	112	1 in 30 miles or 30 mins	28	112	100.0	0	0.0	10.7	11.6
	Freeborn	668	1 in 30 miles or 30 mins	9	668	100.0	0	0.0	6.2	6.8
	Goodhue	227	1 in 30 miles or 30 mins	19	227	100.0	0	0.0	7.2	7.8
	Houston	192	1 in 30 miles or 30 mins	6	192	100.0	0	0.0	4.7	5.1
	Le Sueur	145	1 in 30 miles or 30 mins	10	145	100.0	0	0.0	6.4	6.9
	Martin	200	1 in 30 miles or 30 mins	6	200	100.0	0	0.0	7.0	7.5
	Mower	458	1 in 30 miles or 30 mins	39	458	100.0	0	0.0	6.8	7.4
	Nicollet	161	1 in 30 miles or 30 mins	26	161	100.0	0	0.0	3.7	4.0
	Olmsted	706	1 in 30 miles or 30 mins	355	706	100.0	0	0.0	2.6	2.9
	Rice	308	1 in 30 miles or 30 mins	64	308	100.0	0	0.0	3.5	3.8
	Steele	191	1 in 30 miles or 30 mins	38	191	100.0	0	0.0	2.6	2.8
	Wabasha	104	1 in 30 miles or 30 mins	3	104	100.0	0	0.0	7.4	8.0
	Waseca	106	1 in 30 miles or 30 mins	15	106	100.0	0	0.0	6.5	7.1
	Watonwan	131	1 in 30 miles or 30 mins	7	131	100.0	0	0.0	5.4	5.8
	Winona	247	1 in 30 miles or 30 mins	46	247	100.0	0	0.0	4.1	4.5
	Grand Totals	4,672	1 in 30 miles or 30 mins	832	4,672	100.0	0	0.0	5.1	5.5

Licensed Child and Adolescent Psychologists/Medica CompleteHealth/MNN004

July 2, 2024

Created by...
Medica

Medica CompleteHealth MNN004
Licensed Child and Adolescent
Psychologists

996 providers at 503 locations
■ All providers

Licensed Child and Adolescent
Psychologists

Employee Group
National Proxy Census (Medica
CompleteHealth MNN004)

Provider Group
Medica CompleteHealth MNN004
Licensed Child and Adolescent
Psychologists (Medica Regional
Service Area)

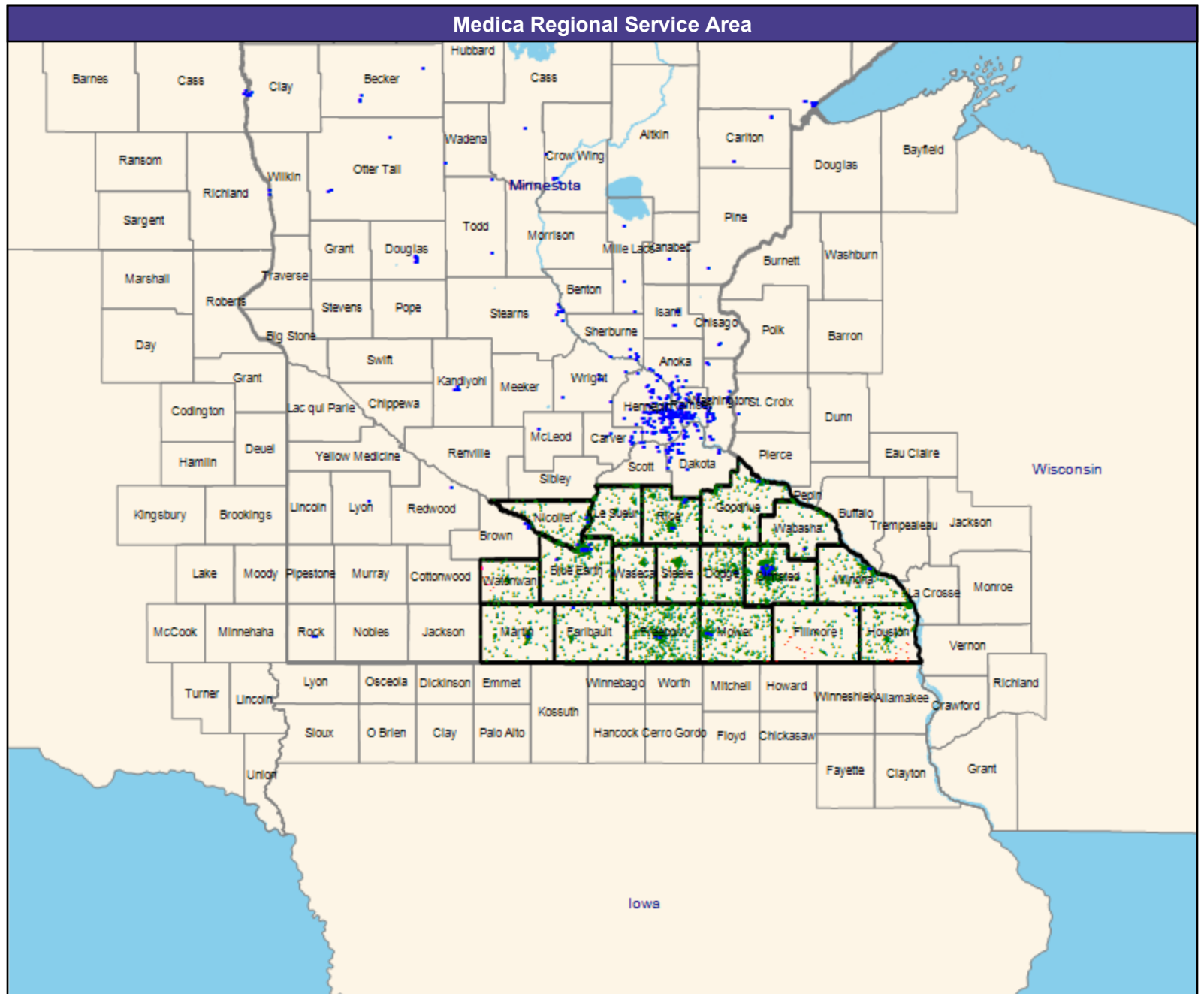
4,672 beneficiary locations
◆ With access (4,625)
● Without access (47)

The Access Standard is defined as
(National Proxy Census (Medica
CompleteHealth MNN004)) beneficiaries
accessing:

1 (Medica CompleteHealth MNN004
Licensed Child and Adolescent
Psychologists (Medica Regional
Service Area)) provider in 30 miles or
30 minutes

Service Areas
□ Medica CompleteHealth MNN004

58.96 miles



Access Detail By County

July 2, 2024

Created by...
Medica

Access Analysis
Licensed Child and Adolescent
Psychologists

Beneficiary / Provider Groups
National Proxy Census (Medica
CompleteHealth MNN004)
Medica CompleteHealth MNN004
Licensed Child and Adolescent
Psychologists (Medica Regional
Service Area)

All Beneficiaries										
State Name	County	Beneficiary	Provider	Counts	With Access		Without Access		Average Distance	Average Time
		#	Standard	#	#	%	#	%	1	1
Minnesota	Blue Earth	347	1 in 30 miles or 30 mins	14	347	100.0	0	0.0	4.5	4.9
	Dodge	218	1 in 30 miles or 30 mins	1	218	100.0	0	0.0	7.6	8.2
	Faribault	151	1 in 30 miles or 30 mins	1	151	100.0	0	0.0	16.0	17.4
	Fillmore	112	1 in 30 miles or 30 mins	1	101	90.2	11	9.8	21.1	22.9
	Freeborn	668	1 in 30 miles or 30 mins	2	668	100.0	0	0.0	7.0	7.6
	Goodhue	227	1 in 30 miles or 30 mins	2	227	100.0	0	0.0	11.6	12.7
	Houston	192	1 in 30 miles or 30 mins	0	179	93.2	13	6.8	21.4	23.3
	Le Sueur	145	1 in 30 miles or 30 mins	0	145	100.0	0	0.0	14.8	16.0
	Martin	200	1 in 30 miles or 30 mins	1	200	100.0	0	0.0	8.4	9.1
	Mower	458	1 in 30 miles or 30 mins	5	456	99.6	2	0.4	7.5	8.1
	Nicollet	161	1 in 30 miles or 30 mins	3	161	100.0	0	0.0	4.1	4.4
	Olmsted	706	1 in 30 miles or 30 mins	31	706	100.0	0	0.0	4.2	4.7
	Rice	308	1 in 30 miles or 30 mins	10	308	100.0	0	0.0	5.1	5.6
	Steele	191	1 in 30 miles or 30 mins	0	191	100.0	0	0.0	15.8	17.2
	Wabasha	104	1 in 30 miles or 30 mins	1	104	100.0	0	0.0	13.9	15.2
	Waseca	106	1 in 30 miles or 30 mins	0	106	100.0	0	0.0	21.4	23.3
	Watonwan	131	1 in 30 miles or 30 mins	0	110	84.0	21	16.0	23.7	25.8
	Winona	247	1 in 30 miles or 30 mins	4	247	100.0	0	0.0	8.1	8.8
	Grand Totals	4,672	1 in 30 miles or 30 mins	76	4,625	99.0	47	1.0	9.4	10.2

Licensed Psychologists/Medica CompleteHealth/MNN004

July 2, 2024

Created by...
Medica

Medica CompleteHealth MNN004
Licensed Psychologists

1,842 providers at 742 locations

■ All providers

Licensed Psychologists

Employee Group

National Proxy Census (Medica CompleteHealth MNN004)

Provider Group

Medica CompleteHealth MNN004
Licensed Psychologists (Medica Regional Service Area)

4,672 beneficiary locations

◆ With access (4,642)

● Without access (30)

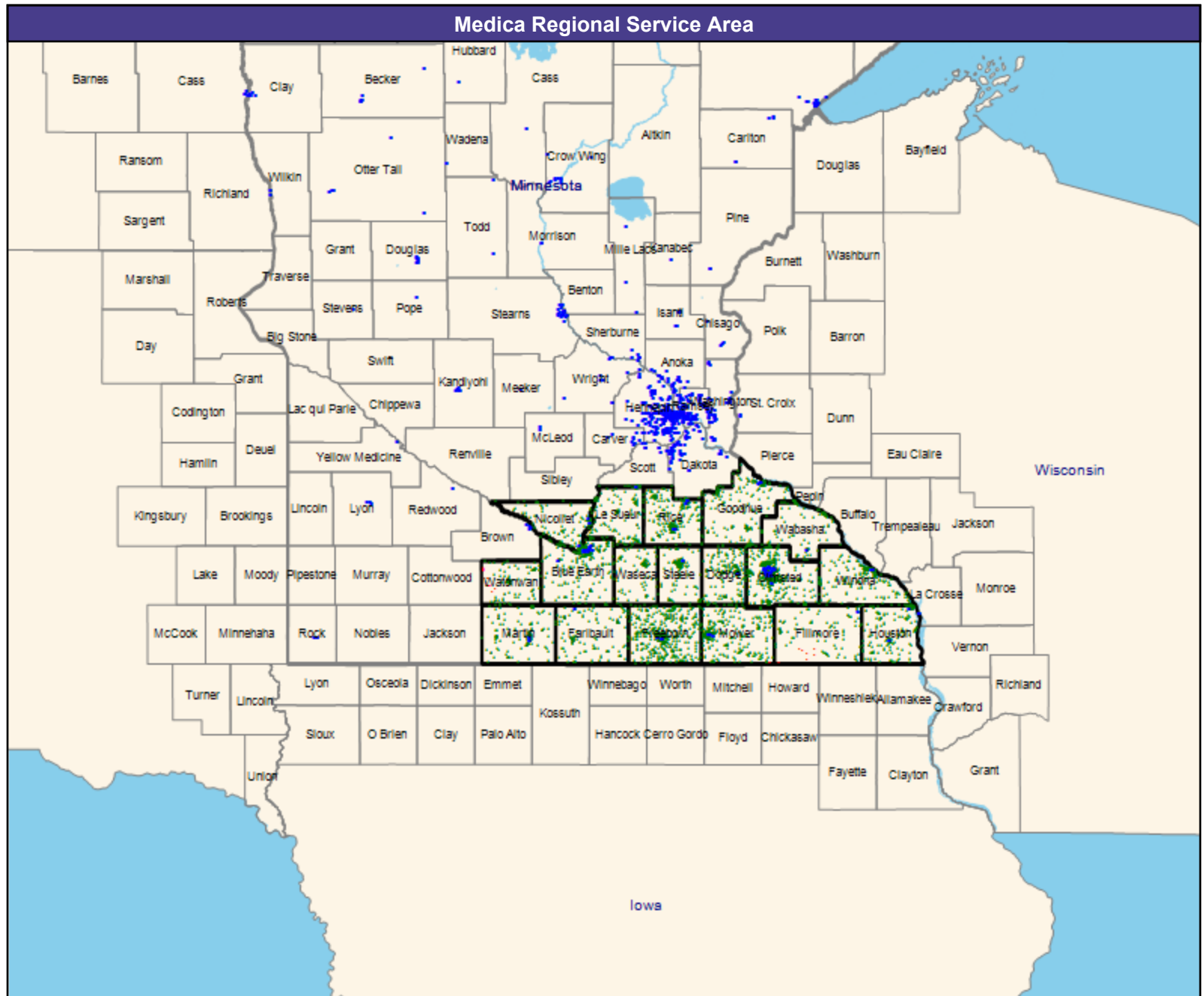
The Access Standard is defined as (National Proxy Census (Medica CompleteHealth MNN004)) beneficiaries accessing:

1 (Medica CompleteHealth MNN004 Licensed Psychologists (Medica Regional Service Area)) provider in 30 miles or 30 minutes

Service Areas

□ Medica CompleteHealth MNN004

58.96 miles



Access Detail By County

July 2, 2024

Created by...
Medica

Access Analysis
Licensed Psychologists
Beneficiary / Provider Groups
National Proxy Census (Medica CompleteHealth MNN004)
Medica CompleteHealth MNN004
Licensed Psychologists (Medica Regional Service Area)

All Beneficiaries										
State Name	County	Beneficiary	Provider	Counts	With Access		Without Access		Average Distance	Average Time
		#	Standard	#	#	%	#	%	1	1
Minnesota	Blue Earth	347	1 in 30 miles or 30 mins	25	347	100.0	0	0.0	4.4	4.8
	Dodge	218	1 in 30 miles or 30 mins	2	218	100.0	0	0.0	7.2	7.8
	Faribault	151	1 in 30 miles or 30 mins	1	151	100.0	0	0.0	16.0	17.4
	Fillmore	112	1 in 30 miles or 30 mins	4	105	93.8	7	6.2	20.1	21.9
	Freeborn	668	1 in 30 miles or 30 mins	3	668	100.0	0	0.0	6.9	7.6
	Goodhue	227	1 in 30 miles or 30 mins	3	227	100.0	0	0.0	11.3	12.4
	Houston	192	1 in 30 miles or 30 mins	2	192	100.0	0	0.0	5.8	6.3
	Le Sueur	145	1 in 30 miles or 30 mins	1	145	100.0	0	0.0	10.0	10.9
	Martin	200	1 in 30 miles or 30 mins	2	200	100.0	0	0.0	8.1	8.8
	Mower	458	1 in 30 miles or 30 mins	7	456	99.6	2	0.4	7.4	8.0
	Nicollet	161	1 in 30 miles or 30 mins	4	161	100.0	0	0.0	4.1	4.4
	Olmsted	706	1 in 30 miles or 30 mins	82	706	100.0	0	0.0	3.7	4.1
	Rice	308	1 in 30 miles or 30 mins	12	308	100.0	0	0.0	4.7	5.1
	Steele	191	1 in 30 miles or 30 mins	1	191	100.0	0	0.0	6.4	7.0
	Wabasha	104	1 in 30 miles or 30 mins	1	104	100.0	0	0.0	13.9	15.2
	Waseca	106	1 in 30 miles or 30 mins	0	106	100.0	0	0.0	17.3	18.8
	Watonwan	131	1 in 30 miles or 30 mins	0	110	84.0	21	16.0	23.7	25.8
	Winona	247	1 in 30 miles or 30 mins	6	247	100.0	0	0.0	7.3	8.0
	Grand Totals	4,672	1 in 30 miles or 30 mins	156	4,642	99.4	30	0.6	7.9	8.6

Licensed Marriage and Family Therapists/Medica CompleteHealth/MNN004

July 2, 2024

Created by...
Medica

Medica CompleteHealth MNN004
Licensed Marriage and Family Therapists

1,809 providers at 748 locations

■ All providers

Licensed Marriage and Family Therapists

Employee Group

National Proxy Census (Medica CompleteHealth MNN004)

Provider Group

Medica CompleteHealth MNN004
Licensed Marriage and Family Therapists (Medica Regional Service Area)

4,672 beneficiary locations

◆ With access (4,407)

● Without access (265)

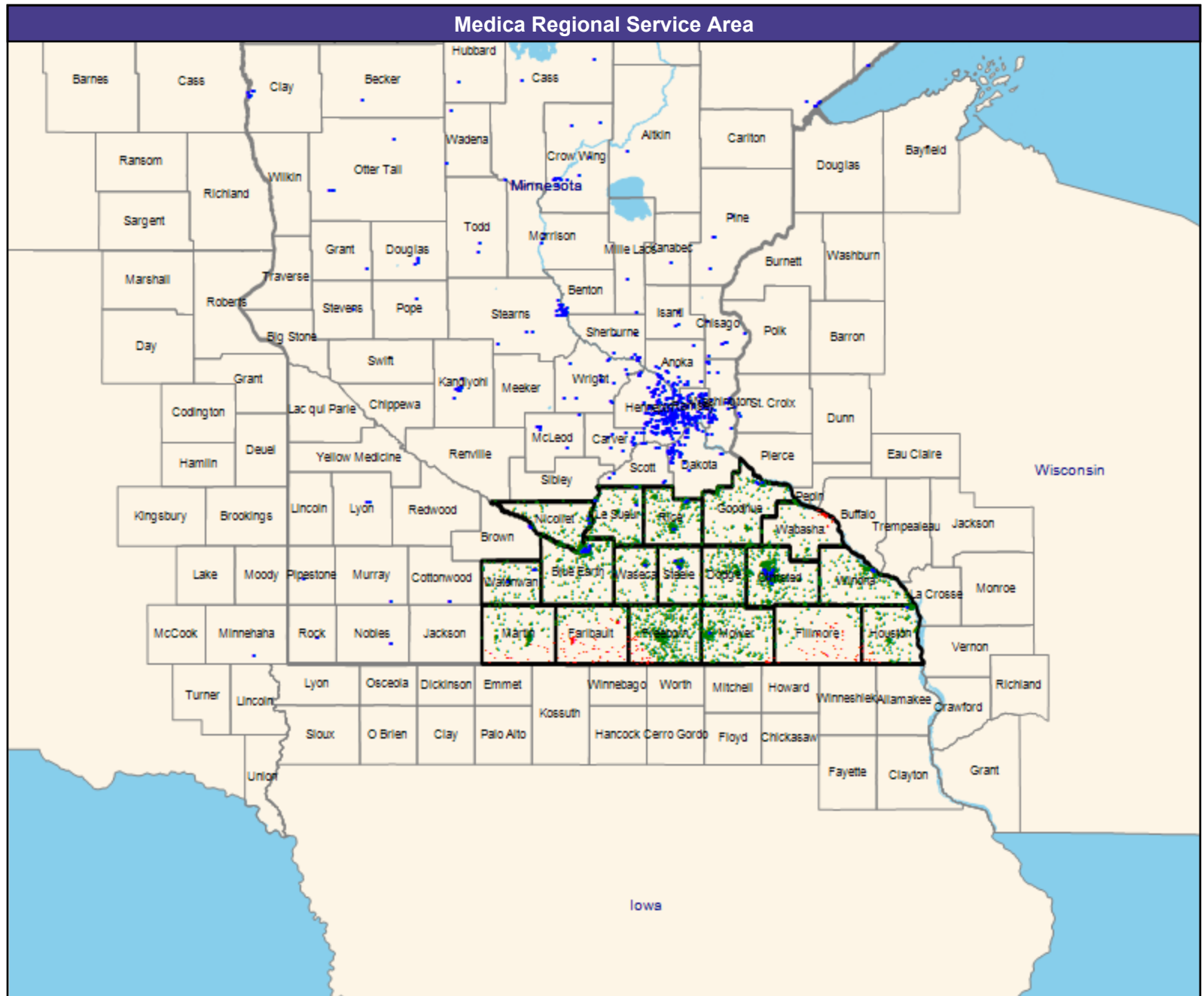
The Access Standard is defined as (National Proxy Census (Medica CompleteHealth MNN004)) beneficiaries accessing:

1 (Medica CompleteHealth MNN004 Licensed Marriage and Family Therapists (Medica Regional Service Area)) provider in 30 miles or 30 minutes

Service Areas

☐ Medica CompleteHealth MNN004

58.96 miles



Access Detail By County

July 2, 2024

Created by...
Medica

Access Analysis
 Licensed Marriage and Family Therapists
 Beneficiary / Provider Groups
 National Proxy Census (Medica CompleteHealth MNN004)
 Medica CompleteHealth MNN004 Licensed Marriage and Family Therapists (Medica Regional Service Area)

All Beneficiaries										
State Name	County	Beneficiary	Provider	Counts	With Access		Without Access		Average Distance	Average Time
		#	Standard	#	#	%	#	%	1	1
Minnesota	Blue Earth	347	1 in 30 miles or 30 mins	27	347	100.0	0	0.0	6.2	6.7
	Dodge	218	1 in 30 miles or 30 mins	0	218	100.0	0	0.0	14.7	16.6
	Faribault	151	1 in 30 miles or 30 mins	0	46	30.5	105	69.5	34.4	37.5
	Fillmore	112	1 in 30 miles or 30 mins	0	60	53.6	52	46.4	29.7	32.4
	Freeborn	668	1 in 30 miles or 30 mins	0	635	95.1	33	4.9	21.3	23.2
	Goodhue	227	1 in 30 miles or 30 mins	3	227	100.0	0	0.0	11.5	12.7
	Houston	192	1 in 30 miles or 30 mins	1	178	92.7	14	7.3	15.3	16.6
	Le Sueur	145	1 in 30 miles or 30 mins	6	145	100.0	0	0.0	6.5	7.0
	Martin	200	1 in 30 miles or 30 mins	0	177	88.5	23	11.5	25.5	27.8
	Mower	458	1 in 30 miles or 30 mins	1	449	98.0	9	2.0	8.4	9.1
	Nicollet	161	1 in 30 miles or 30 mins	5	161	100.0	0	0.0	4.8	5.2
	Olmsted	706	1 in 30 miles or 30 mins	27	706	100.0	0	0.0	4.1	4.5
	Rice	308	1 in 30 miles or 30 mins	9	308	100.0	0	0.0	4.3	4.7
	Steele	191	1 in 30 miles or 30 mins	6	191	100.0	0	0.0	4.8	5.2
	Wabasha	104	1 in 30 miles or 30 mins	0	75	72.1	29	27.9	22.9	25.0
	Waseca	106	1 in 30 miles or 30 mins	2	106	100.0	0	0.0	7.2	7.8
	Watonwan	131	1 in 30 miles or 30 mins	3	131	100.0	0	0.0	5.6	6.0
Winona	247	1 in 30 miles or 30 mins	4	247	100.0	0	0.0	8.4	9.1	
Grand Totals		4,672	1 in 30 miles or 30 mins	94	4,407	94.3	265	5.7	11.8	12.9

Licensed Professional Counselors/Medica CompleteHealth/MNN004

July 2, 2024

Created by...
Medica

Medica CompleteHealth MNN004
Licensed Professional Counselors

2,613 providers at 913 locations

■ All providers

Licensed Professional Counselors

Employee Group

National Proxy Census (Medica CompleteHealth MNN004)

Provider Group

Medica CompleteHealth MNN004
Licensed Professional Counselors
(Medica Regional Service Area)

4,672 beneficiary locations

◆ With access (4,672)

● Without access (0)

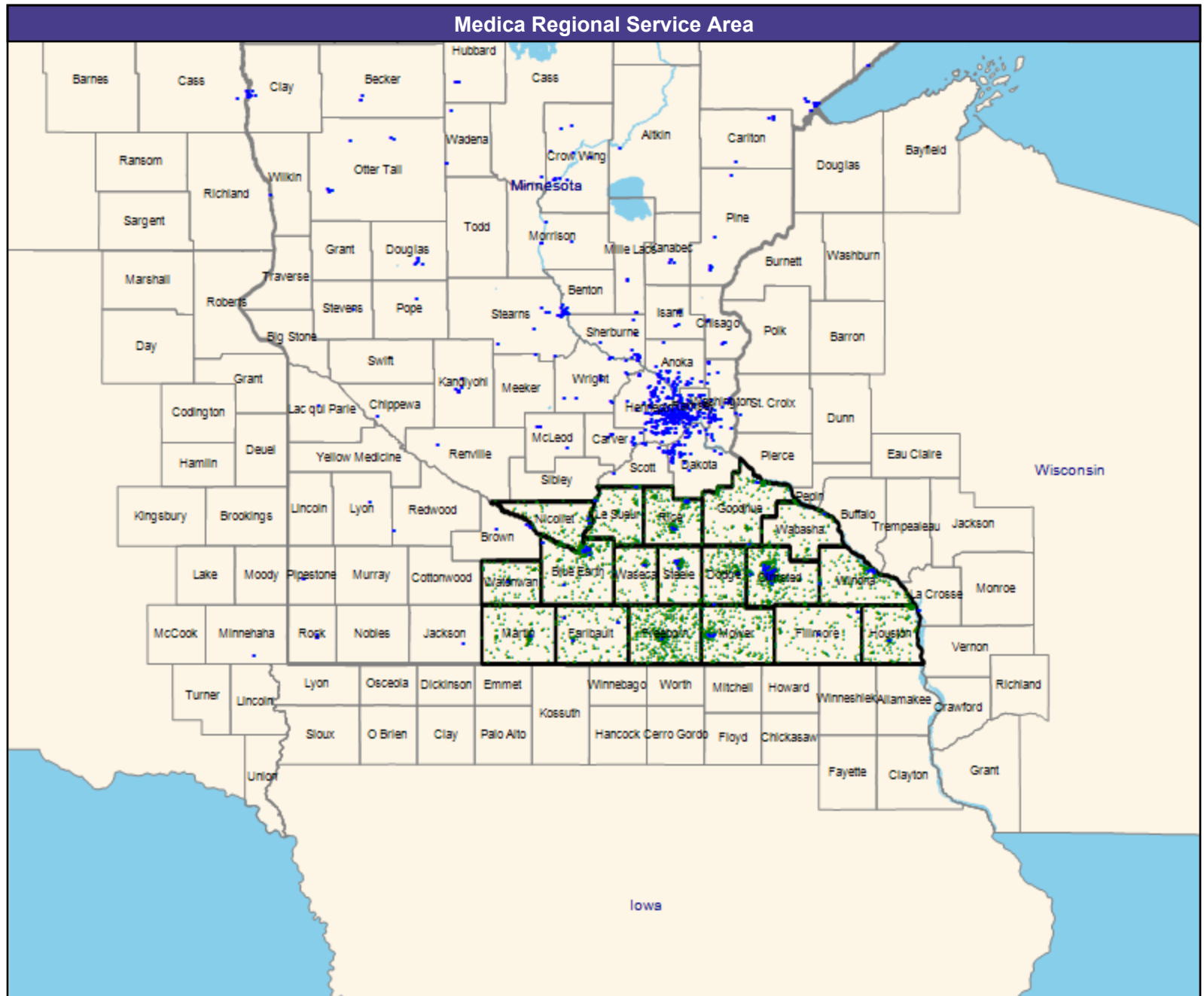
The Access Standard is defined as
(National Proxy Census (Medica CompleteHealth MNN004)) beneficiaries
accessing:

1 (Medica CompleteHealth MNN004
Licensed Professional Counselors
(Medica Regional Service Area))
provider in 30 miles or 30 minutes

Service Areas

☐ Medica CompleteHealth MNN004

58.96 miles



Access Detail By County

July 2, 2024

Created by...
Medica

Access Analysis
Licensed Professional Counselors
Beneficiary / Provider Groups
National Proxy Census (Medica CompleteHealth MNN004)
Medica CompleteHealth MNN004
Licensed Professional Counselors (Medica Regional Service Area)

All Beneficiaries										
State Name	County	Beneficiary	Provider	Counts	With Access		Without Access		Average Distance	Average Time
		#	Standard	#	#	%	#	%	1	1
Minnesota	Blue Earth	347	1 in 30 miles or 30 mins	34	347	100.0	0	0.0	4.7	5.1
	Dodge	218	1 in 30 miles or 30 mins	3	218	100.0	0	0.0	5.9	6.4
	Faribault	151	1 in 30 miles or 30 mins	3	151	100.0	0	0.0	6.2	6.8
	Fillmore	112	1 in 30 miles or 30 mins	14	112	100.0	0	0.0	11.4	12.4
	Freeborn	668	1 in 30 miles or 30 mins	1	668	100.0	0	0.0	6.9	7.5
	Goodhue	227	1 in 30 miles or 30 mins	6	227	100.0	0	0.0	9.0	9.8
	Houston	192	1 in 30 miles or 30 mins	2	192	100.0	0	0.0	6.6	7.1
	Le Sueur	145	1 in 30 miles or 30 mins	2	145	100.0	0	0.0	8.1	8.8
	Martin	200	1 in 30 miles or 30 mins	2	200	100.0	0	0.0	7.8	8.4
	Mower	458	1 in 30 miles or 30 mins	10	458	100.0	0	0.0	6.9	7.5
	Nicollet	161	1 in 30 miles or 30 mins	7	161	100.0	0	0.0	4.4	4.8
	Olmsted	706	1 in 30 miles or 30 mins	95	706	100.0	0	0.0	2.9	3.2
	Rice	308	1 in 30 miles or 30 mins	18	308	100.0	0	0.0	4.6	5.0
	Steele	191	1 in 30 miles or 30 mins	7	191	100.0	0	0.0	4.1	4.5
	Wabasha	104	1 in 30 miles or 30 mins	1	104	100.0	0	0.0	11.5	12.5
	Waseca	106	1 in 30 miles or 30 mins	4	106	100.0	0	0.0	6.6	7.1
	Watonwan	131	1 in 30 miles or 30 mins	1	131	100.0	0	0.0	8.1	8.8
	Winona	247	1 in 30 miles or 30 mins	28	247	100.0	0	0.0	4.5	4.9
	Grand Totals	4,672	1 in 30 miles or 30 mins	238	4,672	100.0	0	0.0	6.0	6.5

Licensed Social Workers/Medica CompleteHealth/MNN004

July 2, 2024

Created by...
Medica

Medica CompleteHealth MNN004
Licensed Social Workers

3,299 providers at 1,105 locations

■ All providers

Licensed Social Workers

Employee Group

National Proxy Census (Medica CompleteHealth MNN004)

Provider Group

Medica CompleteHealth MNN004
Licensed Social Workers (Medica Regional Service Area)

4,672 beneficiary locations

◆ With access (4,668)

● Without access (4)

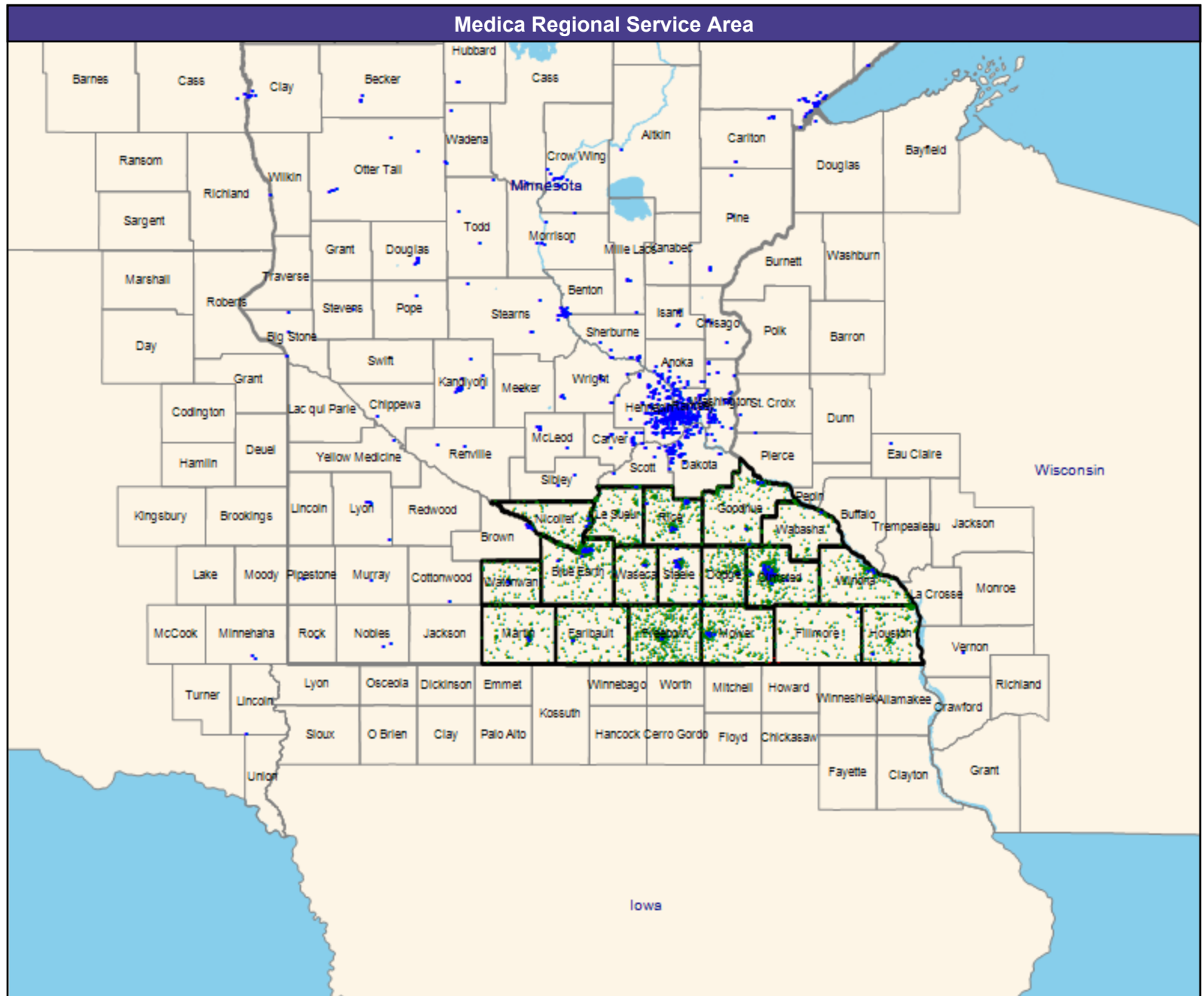
The Access Standard is defined as (National Proxy Census (Medica CompleteHealth MNN004)) beneficiaries accessing:

1 (Medica CompleteHealth MNN004 Licensed Social Workers (Medica Regional Service Area)) provider in 30 miles or 30 minutes

Service Areas

□ Medica CompleteHealth MNN004

58.96 miles



Access Detail By County

July 2, 2024

Created by...
Medica

Access Analysis
 Licensed Social Workers
 Beneficiary / Provider Groups
 National Proxy Census (Medica CompleteHealth MNN004)
 Medica CompleteHealth MNN004
 Licensed Social Workers (Medica Regional Service Area)

All Beneficiaries										
State Name	County	Beneficiary	Provider	Counts	With Access		Without Access		Average Distance	Average Time
		#	Standard	#	#	%	#	%	1	1
Minnesota	Blue Earth	347	1 in 30 miles or 30 mins	60	347	100.0	0	0.0	4.8	5.2
	Dodge	218	1 in 30 miles or 30 mins	4	218	100.0	0	0.0	6.3	6.8
	Faribault	151	1 in 30 miles or 30 mins	2	151	100.0	0	0.0	12.9	14.0
	Fillmore	112	1 in 30 miles or 30 mins	10	111	99.1	1	0.9	17.4	19.0
	Freeborn	668	1 in 30 miles or 30 mins	5	668	100.0	0	0.0	7.1	7.7
	Goodhue	227	1 in 30 miles or 30 mins	7	227	100.0	0	0.0	7.3	8.0
	Houston	192	1 in 30 miles or 30 mins	1	192	100.0	0	0.0	14.3	15.5
	Le Sueur	145	1 in 30 miles or 30 mins	1	145	100.0	0	0.0	8.8	9.5
	Martin	200	1 in 30 miles or 30 mins	2	200	100.0	0	0.0	7.6	8.2
	Mower	458	1 in 30 miles or 30 mins	21	455	99.3	3	0.7	7.1	7.7
	Nicollet	161	1 in 30 miles or 30 mins	10	161	100.0	0	0.0	4.3	4.7
	Olmsted	706	1 in 30 miles or 30 mins	151	706	100.0	0	0.0	3.0	3.3
	Rice	308	1 in 30 miles or 30 mins	25	308	100.0	0	0.0	3.6	3.9
	Steele	191	1 in 30 miles or 30 mins	24	191	100.0	0	0.0	2.7	2.9
	Wabasha	104	1 in 30 miles or 30 mins	1	104	100.0	0	0.0	11.4	12.4
	Waseca	106	1 in 30 miles or 30 mins	9	106	100.0	0	0.0	7.1	7.8
	Watonwan	131	1 in 30 miles or 30 mins	3	131	100.0	0	0.0	7.9	8.5
Winona	247	1 in 30 miles or 30 mins	8	247	100.0	0	0.0	7.3	7.9	
Grand Totals		4,672	1 in 30 miles or 30 mins	344	4,668	99.9	4	0.1	6.7	7.3

Other providers designated as licensed mental health providers/Medica CompleteHealth/MNN004

July 2, 2024

Created by...
Medica

Medica CompleteHealth MNN004 Other providers designated as licensed mental health providers

0 providers at 0 locations
■ All providers

Other providers designated as licensed mental health providers

Employee Group
National Proxy Census (Medica CompleteHealth MNN004)

Provider Group
Medica CompleteHealth MNN004 Other providers designated as licensed mental health providers (Medica Regional Service Area)

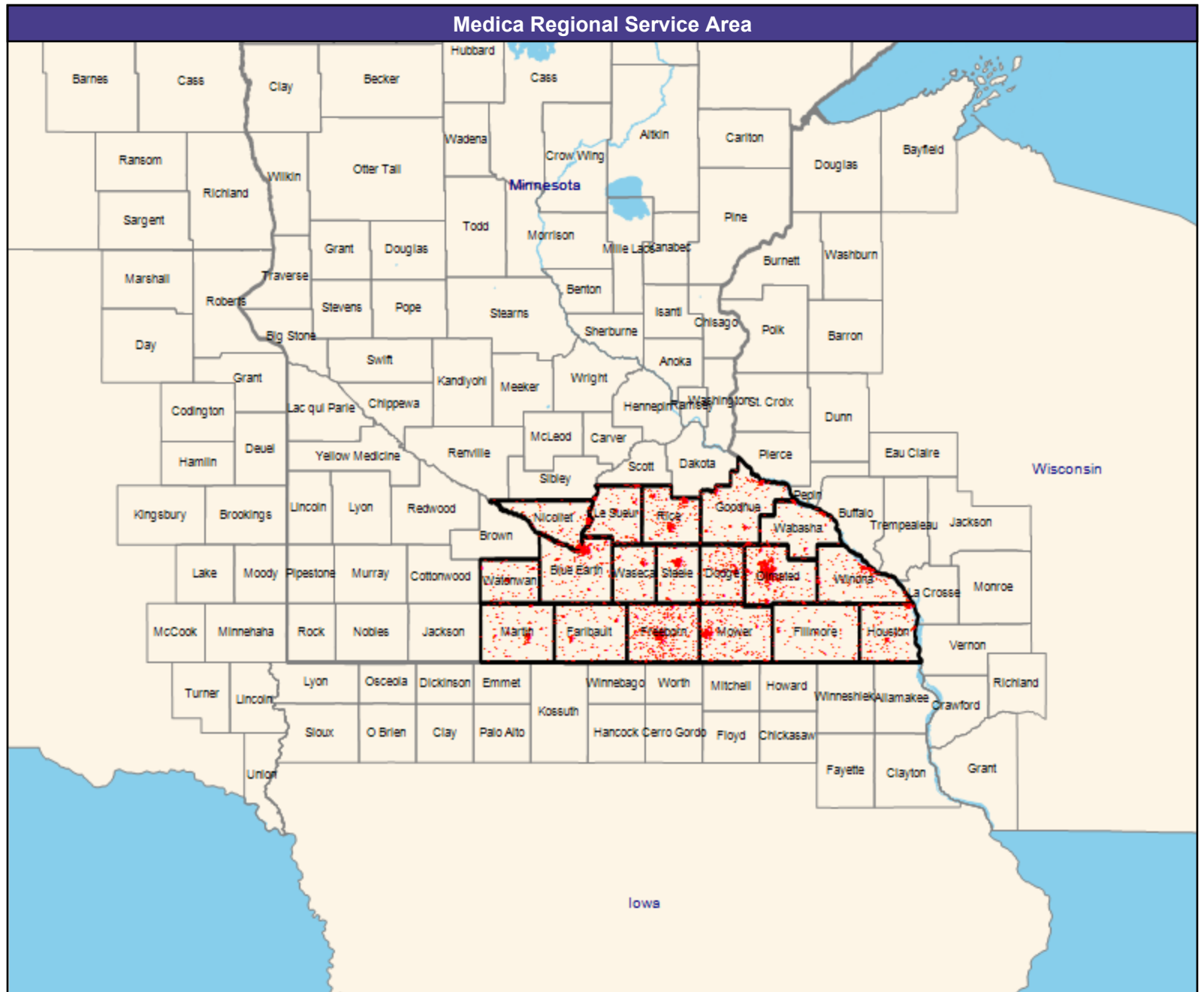
4,672 beneficiary locations
◆ With access (0)
● Without access (4,672)

The Access Standard is defined as (National Proxy Census (Medica CompleteHealth MNN004)) beneficiaries accessing:

1 (Medica CompleteHealth MNN004 Other providers designated as licensed mental health providers (Medica Regional Service Area)) provider in 30 miles or 30 minutes

Service Areas
□ Medica CompleteHealth MNN004

58.96 miles



Access Detail By County

July 2, 2024

Created by...
Medica

Access Analysis
Other providers designated as licensed mental health providers

Beneficiary / Provider Groups
National Proxy Census (Medica CompleteHealth MNN004)
Medica CompleteHealth MNN004
Other providers designated as licensed mental health providers (Medica Regional Service Area)

All Beneficiaries										
State Name	County	Beneficiary	Provider	Counts	With Access		Without Access		Average Distance	Average Time
		#	Standard	#	#	%	#	%	1	1
Minnesota	Blue Earth	347	1 in 30 miles or 30 mins	0	0	0.0	347	100.0	---	---
	Dodge	218	1 in 30 miles or 30 mins	0	0	0.0	218	100.0	---	---
	Faribault	151	1 in 30 miles or 30 mins	0	0	0.0	151	100.0	---	---
	Fillmore	112	1 in 30 miles or 30 mins	0	0	0.0	112	100.0	---	---
	Freeborn	668	1 in 30 miles or 30 mins	0	0	0.0	668	100.0	---	---
	Goodhue	227	1 in 30 miles or 30 mins	0	0	0.0	227	100.0	---	---
	Houston	192	1 in 30 miles or 30 mins	0	0	0.0	192	100.0	---	---
	Le Sueur	145	1 in 30 miles or 30 mins	0	0	0.0	145	100.0	---	---
	Martin	200	1 in 30 miles or 30 mins	0	0	0.0	200	100.0	---	---
	Mower	458	1 in 30 miles or 30 mins	0	0	0.0	458	100.0	---	---
	Nicollet	161	1 in 30 miles or 30 mins	0	0	0.0	161	100.0	---	---
	Olmsted	706	1 in 30 miles or 30 mins	0	0	0.0	706	100.0	---	---
	Rice	308	1 in 30 miles or 30 mins	0	0	0.0	308	100.0	---	---
	Steele	191	1 in 30 miles or 30 mins	0	0	0.0	191	100.0	---	---
	Wabasha	104	1 in 30 miles or 30 mins	0	0	0.0	104	100.0	---	---
	Waseca	106	1 in 30 miles or 30 mins	0	0	0.0	106	100.0	---	---
	Watonwan	131	1 in 30 miles or 30 mins	0	0	0.0	131	100.0	---	---
Winona	247	1 in 30 miles or 30 mins	0	0	0.0	247	100.0	---	---	
Grand Totals		4,672	1 in 30 miles or 30 mins	0	0	0.0	4,672	100.0	---	---

Pediatric Services Providers (Primary Care)/Medica CompleteHealth/MNN004

July 2, 2024

Created by...
Medica

Medica CompleteHealth MNN004
General Pediatric Providers

174 providers at 44 locations

■ All providers

General Pediatric Providers

Employee Group

National Proxy Census (Medica CompleteHealth MNN004)

Provider Group

Medica CompleteHealth MNN004
General Pediatric Providers (Medica Regional Service Area)

4,672 beneficiary locations

◆ With access (4,592)

● Without access (80)

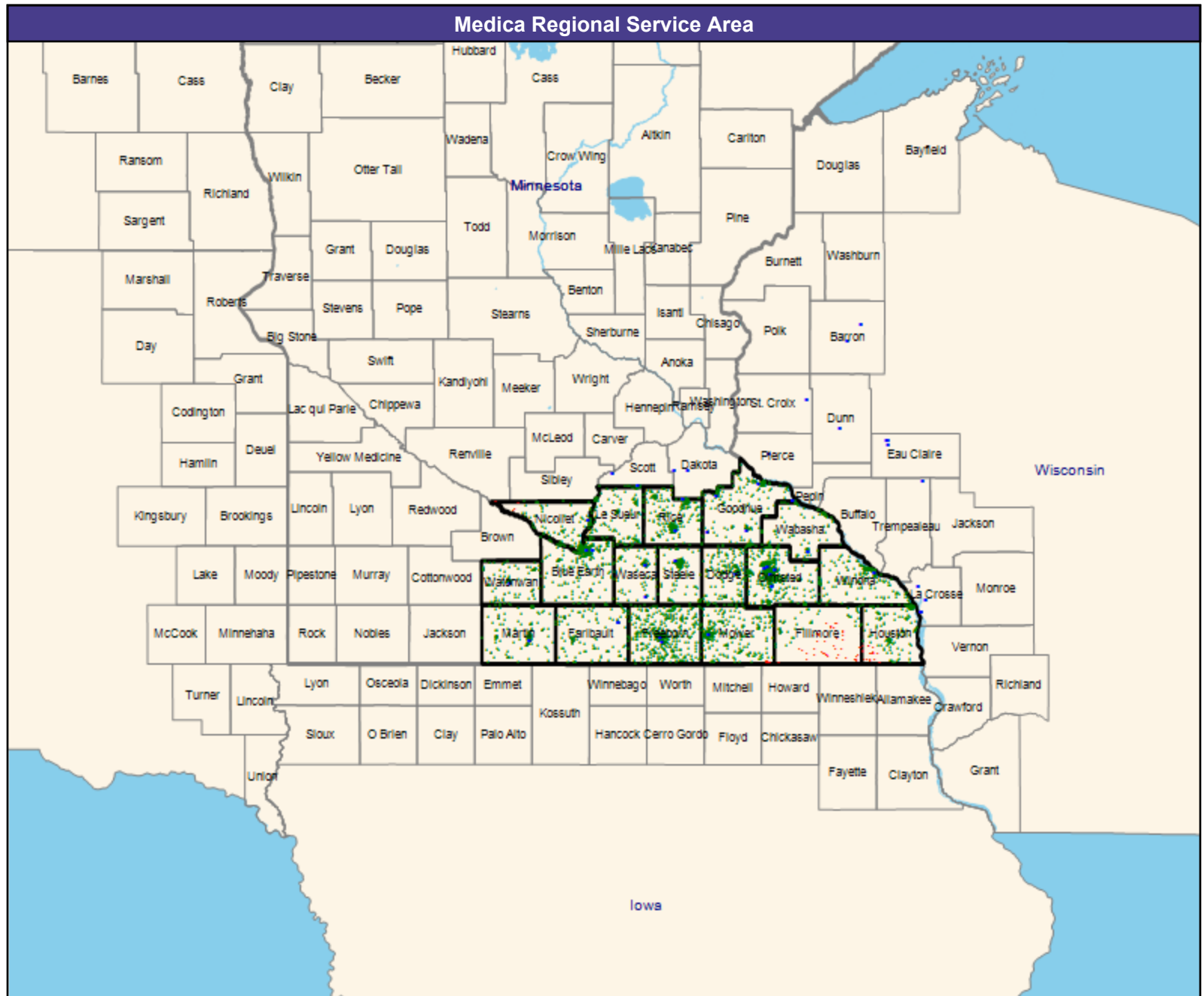
The Access Standard is defined as (National Proxy Census (Medica CompleteHealth MNN004)) beneficiaries accessing:

1 (Medica CompleteHealth MNN004 General Pediatric Providers (Medica Regional Service Area)) provider in 30 miles or 30 minutes

Service Areas

□ Medica CompleteHealth MNN004

58.96 miles



Access Detail By County

July 2, 2024

Created by...
Medica

Access Analysis
General Pediatric Providers
Beneficiary / Provider Groups
National Proxy Census (Medica CompleteHealth MNN004)
Medica CompleteHealth MNN004
General Pediatric Providers (Medica Regional Service Area)

All Beneficiaries										
State Name	County	Beneficiary	Provider	Counts	With Access		Without Access		Average Distance	Average Time
		#	Standard	#	#	%	#	%	1	1
Minnesota	Blue Earth	347	1 in 30 miles or 30 mins	55	347	100.0	0	0.0	7.3	7.9
	Dodge	218	1 in 30 miles or 30 mins	185	218	100.0	0	0.0	6.9	7.5
	Faribault	151	1 in 30 miles or 30 mins	1	151	100.0	0	0.0	14.8	16.1
	Fillmore	112	1 in 30 miles or 30 mins	0	62	55.4	50	44.6	29.2	31.8
	Freeborn	668	1 in 30 miles or 30 mins	16	668	100.0	0	0.0	6.4	7.0
	Goodhue	227	1 in 30 miles or 30 mins	34	227	100.0	0	0.0	4.5	4.9
	Houston	192	1 in 30 miles or 30 mins	0	173	90.1	19	9.9	17.8	19.4
	Le Sueur	145	1 in 30 miles or 30 mins	0	145	100.0	0	0.0	9.8	10.6
	Martin	200	1 in 30 miles or 30 mins	1	200	100.0	0	0.0	8.2	8.9
	Mower	458	1 in 30 miles or 30 mins	21	451	98.5	7	1.5	8.1	8.8
	Nicollet	161	1 in 30 miles or 30 mins	3	157	97.5	4	2.5	8.5	9.3
	Olmsted	706	1 in 30 miles or 30 mins	740	706	100.0	0	0.0	4.0	4.5
	Rice	308	1 in 30 miles or 30 mins	11	308	100.0	0	0.0	5.3	5.7
	Steele	191	1 in 30 miles or 30 mins	14	191	100.0	0	0.0	6.0	6.5
	Wabasha	104	1 in 30 miles or 30 mins	1	104	100.0	0	0.0	9.1	9.9
	Waseca	106	1 in 30 miles or 30 mins	2	106	100.0	0	0.0	5.2	5.6
	Watonwan	131	1 in 30 miles or 30 mins	3	131	100.0	0	0.0	8.7	9.5
	Winona	247	1 in 30 miles or 30 mins	2	247	100.0	0	0.0	8.3	9.1
	Grand Totals	4,672	1 in 30 miles or 30 mins	1,089	4,592	98.3	80	1.7	7.9	8.6

Allergy, Immunology and Rheumatology/Medica CompleteHealth/MNN004

July 2, 2024

Created by...
Medica

Medica CompleteHealth MNN004 Allergy, Immunology and Rheumatology

46 providers at 23 locations

- All providers

Allergy, Immunology and Rheumatology

Employee Group

National Proxy Census (Medica CompleteHealth MNN004)

Provider Group

Medica CompleteHealth MNN004 Allergy, Immunology and Rheumatology (Medica Regional Service Area)

4,672 beneficiary locations

- ◆ With access (4,639)
- Without access (33)

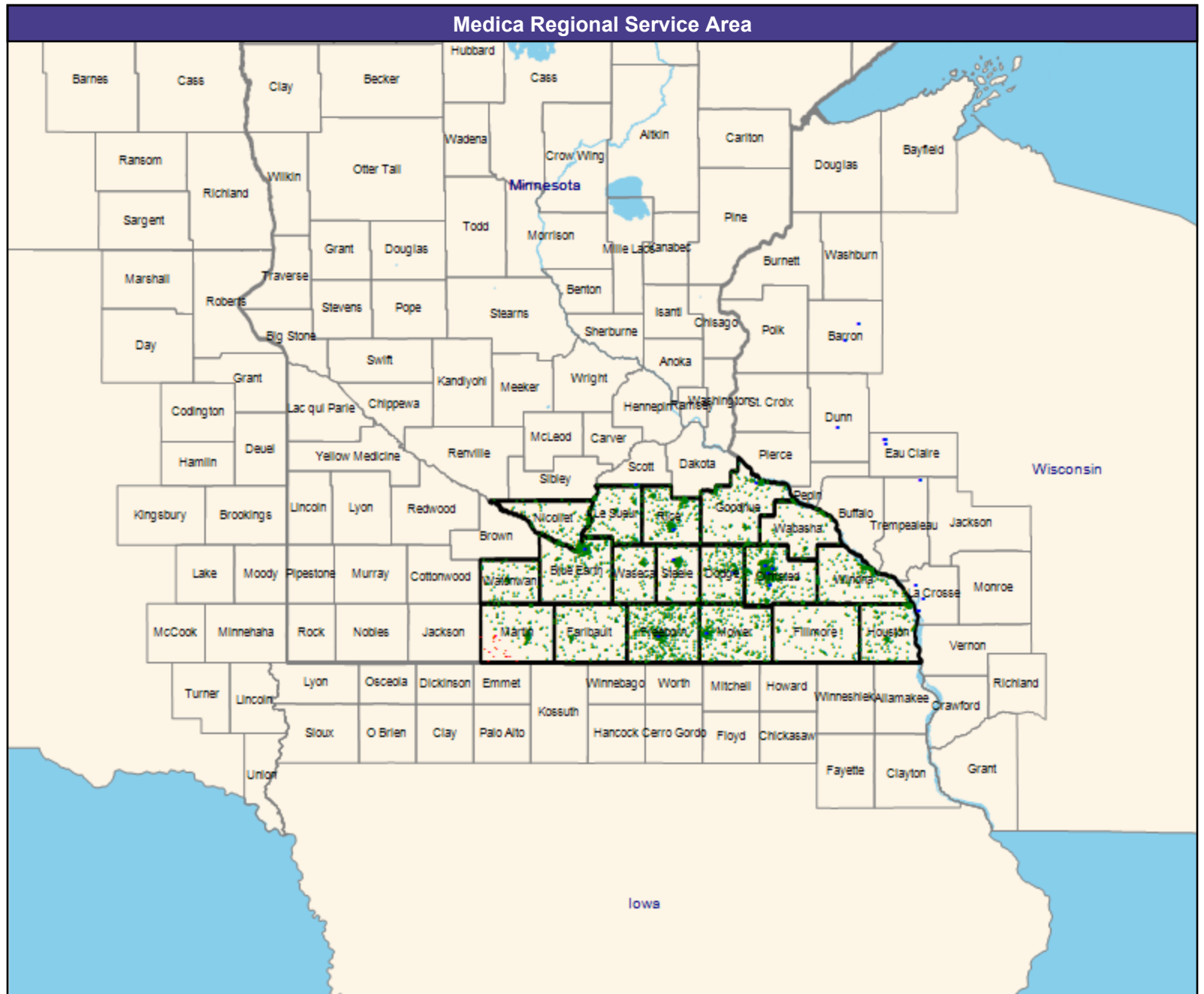
The Access Standard is defined as (National Proxy Census (Medica CompleteHealth MNN004)) beneficiaries accessing:

1 (Medica CompleteHealth MNN004 Allergy, Immunology and Rheumatology (Medica Regional Service Area)) provider in 60 miles or 60 minutes

Service Areas

- Medica CompleteHealth MNN004

58.96 miles



Access Detail By County

July 2, 2024

Created by...
Medica

Access Analysis
Allergy, Immunology and
Rheumatology

Beneficiary / Provider Groups
National Proxy Census (Medica
CompleteHealth MNN004)
Medica CompleteHealth MNN004
Allergy, Immunology and
Rheumatology (Medica Regional
Service Area)

All Beneficiaries										
State Name	County	Beneficiary	Provider	Counts	With Access		Without Access		Average Distance	Average Time
		#	Standard	#	#	%	#	%	1	1
Minnesota	Blue Earth	347	1 in 60 miles or 60 mins	5	347	100.0	0	0.0	8.0	8.7
	Dodge	218	1 in 60 miles or 60 mins	31	218	100.0	0	0.0	7.2	7.9
	Faribault	151	1 in 60 miles or 60 mins	0	151	100.0	0	0.0	30.5	33.2
	Fillmore	112	1 in 60 miles or 60 mins	0	112	100.0	0	0.0	30.4	33.1
	Freeborn	668	1 in 60 miles or 60 mins	2	668	100.0	0	0.0	7.5	8.2
	Goodhue	227	1 in 60 miles or 60 mins	1	227	100.0	0	0.0	12.9	14.0
	Houston	192	1 in 60 miles or 60 mins	0	192	100.0	0	0.0	18.2	19.8
	Le Sueur	145	1 in 60 miles or 60 mins	0	145	100.0	0	0.0	13.5	14.7
	Martin	200	1 in 60 miles or 60 mins	0	167	83.5	33	16.5	52.5	57.2
	Mower	458	1 in 60 miles or 60 mins	2	458	100.0	0	0.0	8.1	8.8
	Nicollet	161	1 in 60 miles or 60 mins	0	161	100.0	0	0.0	14.1	15.4
	Olmsted	706	1 in 60 miles or 60 mins	127	706	100.0	0	0.0	4.2	4.8
	Rice	308	1 in 60 miles or 60 mins	3	308	100.0	0	0.0	8.8	9.6
	Steele	191	1 in 60 miles or 60 mins	5	191	100.0	0	0.0	6.6	7.1
	Wabasha	104	1 in 60 miles or 60 mins	0	104	100.0	0	0.0	23.6	25.8
	Waseca	106	1 in 60 miles or 60 mins	0	106	100.0	0	0.0	16.9	18.4
	Watonwan	131	1 in 60 miles or 60 mins	0	131	100.0	0	0.0	38.0	41.4
Winona	247	1 in 60 miles or 60 mins	0	247	100.0	0	0.0	22.9	24.9	
Grand Totals		4,672	1 in 60 miles or 60 mins	176	4,639	99.3	33	0.7	13.7	15.0

Anesthesiology Physicians and Certified Registered Nurse Anesthetists/Medica CompleteHealth/MNNO

July 2, 2024

Created by...
Medica

Medica CompleteHealth MNN004
Anesthesiology Physicians and CRNA

837 providers at 36 locations

■ All providers

Anesthesiology Physicians and CRNA

Employee Group

National Proxy Census (Medica CompleteHealth MNN004)

Provider Group

Medica CompleteHealth MNN004
Anesthesiology Physicians and CRNA
(Medica Regional Service Area)

4,672 beneficiary locations

◆ With access (4,672)

● Without access (0)

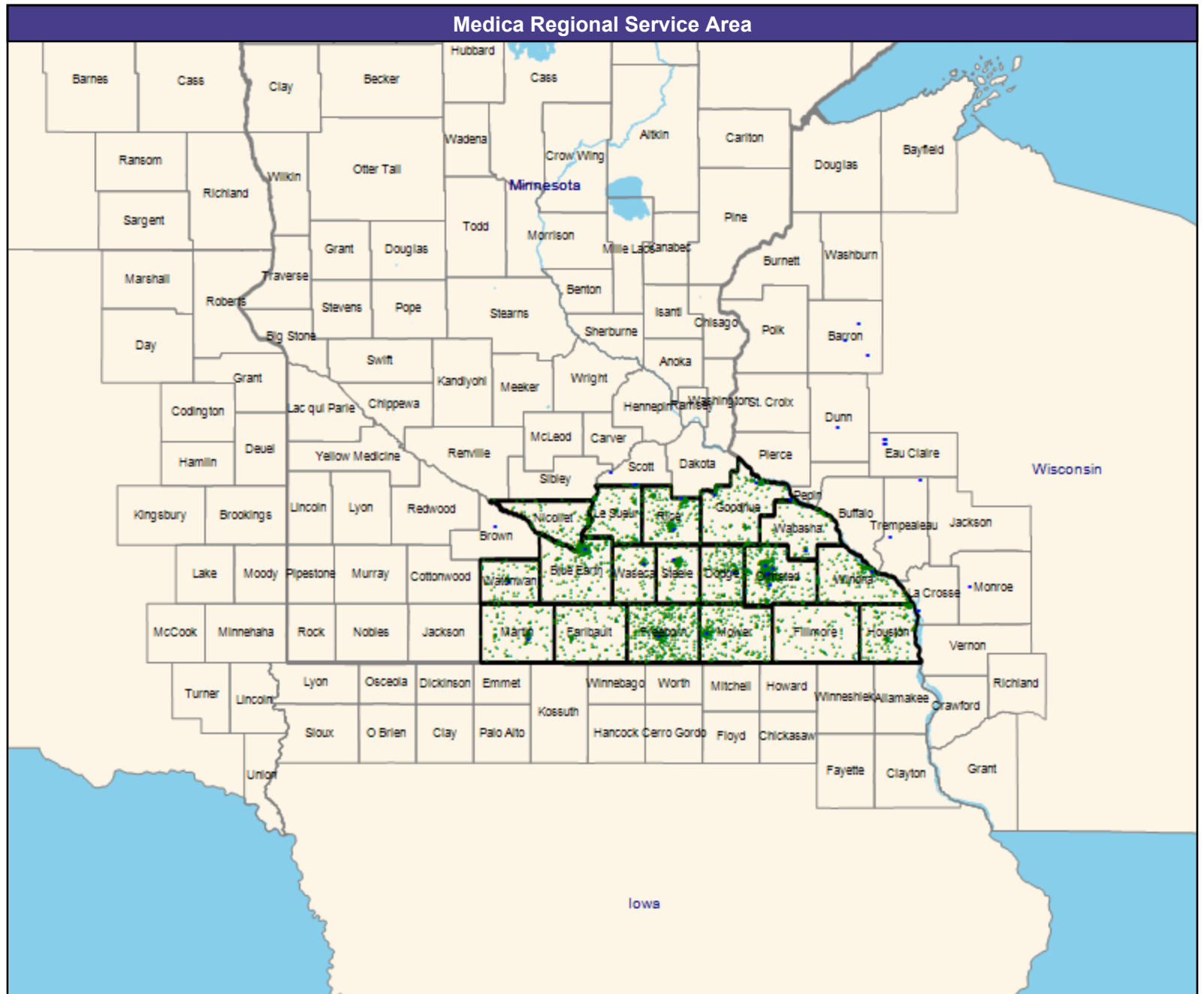
The Access Standard is defined as
(National Proxy Census (Medica CompleteHealth MNN004)) beneficiaries
accessing:

1 (Medica CompleteHealth MNN004
Anesthesiology Physicians and CRNA
(Medica Regional Service Area))
provider in 60 miles or 60 minutes

Service Areas

□ Medica CompleteHealth MNN004

58.96 miles



Access Detail By County

July 2, 2024

Created by...
Medica

Access Analysis
Anesthesiology Physicians and CRNA
Beneficiary / Provider Groups
National Proxy Census (Medica CompleteHealth MNN004)
Medica CompleteHealth MNN004
Anesthesiology Physicians and CRNA (Medica Regional Service Area)

All Beneficiaries										
State Name	County	Beneficiary	Provider	Counts	With Access		Without Access		Average Distance	Average Time
		#	Standard	#	#	%	#	%	1	1
Minnesota	Blue Earth	347	1 in 60 miles or 60 mins	134	347	100.0	0	0.0	7.7	8.4
	Dodge	218	1 in 60 miles or 60 mins	1	218	100.0	0	0.0	7.2	7.9
	Faribault	151	1 in 60 miles or 60 mins	0	151	100.0	0	0.0	22.2	24.2
	Fillmore	112	1 in 60 miles or 60 mins	0	112	100.0	0	0.0	29.2	31.8
	Freeborn	668	1 in 60 miles or 60 mins	57	668	100.0	0	0.0	7.5	8.2
	Goodhue	227	1 in 60 miles or 60 mins	100	227	100.0	0	0.0	8.7	9.5
	Houston	192	1 in 60 miles or 60 mins	0	192	100.0	0	0.0	17.9	19.4
	Le Sueur	145	1 in 60 miles or 60 mins	0	145	100.0	0	0.0	11.9	12.9
	Martin	200	1 in 60 miles or 60 mins	47	200	100.0	0	0.0	8.2	8.9
	Mower	458	1 in 60 miles or 60 mins	55	458	100.0	0	0.0	8.1	8.8
	Nicollet	161	1 in 60 miles or 60 mins	0	161	100.0	0	0.0	11.8	12.8
	Olmsted	706	1 in 60 miles or 60 mins	1,163	706	100.0	0	0.0	4.1	4.6
	Rice	308	1 in 60 miles or 60 mins	1	308	100.0	0	0.0	5.4	5.9
	Steele	191	1 in 60 miles or 60 mins	5	191	100.0	0	0.0	6.5	7.1
	Wabasha	104	1 in 60 miles or 60 mins	3	104	100.0	0	0.0	9.6	10.5
	Waseca	106	1 in 60 miles or 60 mins	28	106	100.0	0	0.0	7.3	7.9
	Watonwan	131	1 in 60 miles or 60 mins	17	131	100.0	0	0.0	8.7	9.5
Winona	247	1 in 60 miles or 60 mins	14	247	100.0	0	0.0	8.5	9.3	
Grand Totals		4,672	1 in 60 miles or 60 mins	1,625	4,672	100.0	0	0.0	8.8	9.6

Cardiac Surgery/Medica CompleteHealth/MNN004

July 2, 2024

Created by...
Medica

Medica CompleteHealth MNN004 Cardiac Surgery

331 providers at 47 locations

- All providers

Cardiac Surgery

Employee Group

National Proxy Census (Medica CompleteHealth MNN004)

Provider Group

Medica CompleteHealth MNN004 Cardiac Surgery (Medica Regional Service Area)

4,672 beneficiary locations

- ◆ With access (4,672)
- Without access (0)

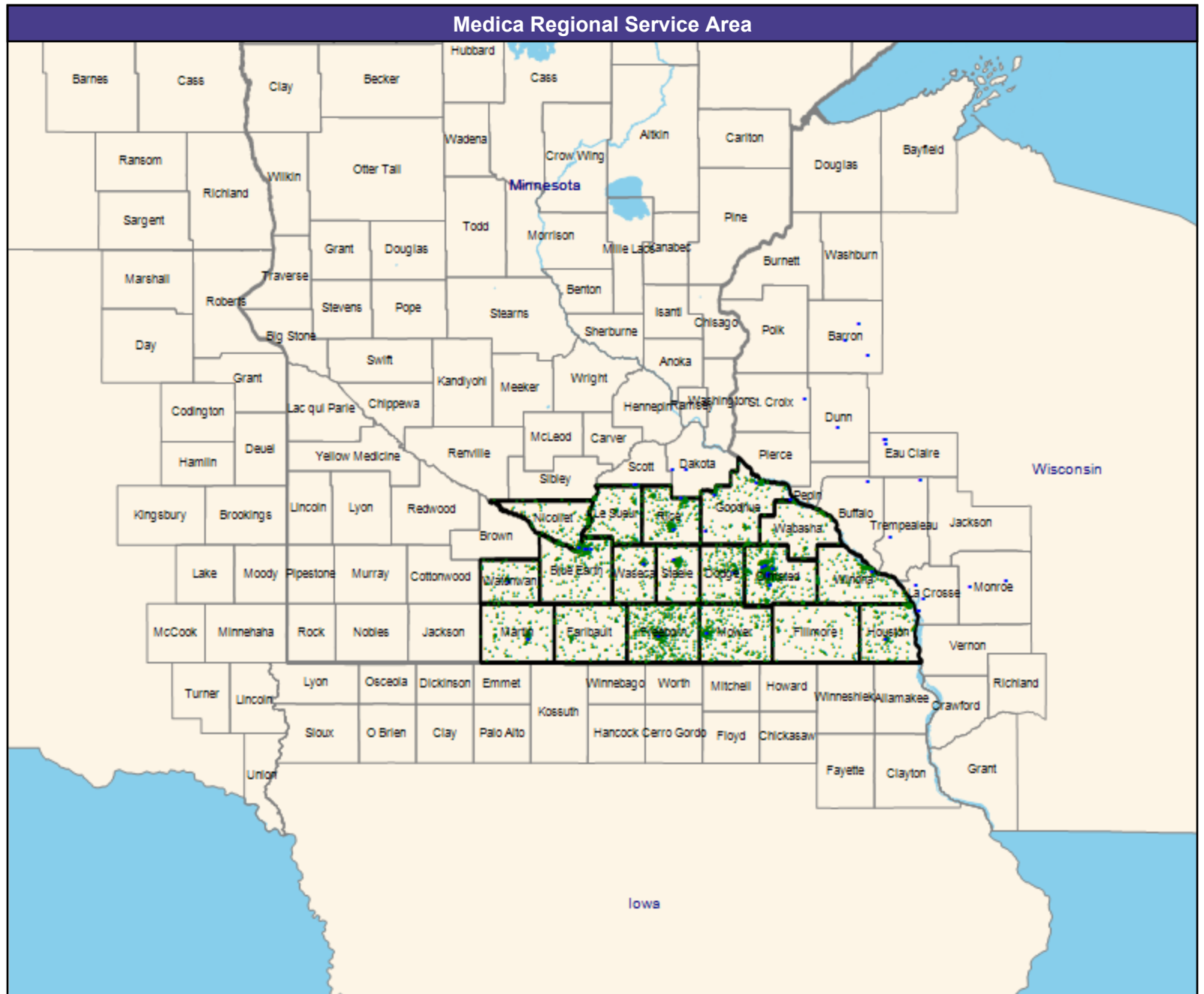
The Access Standard is defined as (National Proxy Census (Medica CompleteHealth MNN004)) beneficiaries accessing:

1 (Medica CompleteHealth MNN004 Cardiac Surgery (Medica Regional Service Area)) provider in 60 miles or 60 minutes

Service Areas

- Medica CompleteHealth MNN004

58.96 miles



Access Detail By County

July 2, 2024

Created by...
Medica

Access Analysis
Cardiac Surgery
Beneficiary / Provider Groups
National Proxy Census (Medica CompleteHealth MNN004)
Medica CompleteHealth MNN004
Cardiac Surgery (Medica Regional Service Area)

All Beneficiaries										
State Name	County	Beneficiary	Provider	Counts	With Access		Without Access		Average Distance	Average Time
		#	Standard	#	#	%	#	%	1	1
Minnesota	Blue Earth	347	1 in 60 miles or 60 mins	225	347	100.0	0	0.0	6.9	7.5
	Dodge	218	1 in 60 miles or 60 mins	254	218	100.0	0	0.0	7.0	7.6
	Faribault	151	1 in 60 miles or 60 mins	0	151	100.0	0	0.0	22.1	24.1
	Fillmore	112	1 in 60 miles or 60 mins	0	112	100.0	0	0.0	24.0	26.1
	Freeborn	668	1 in 60 miles or 60 mins	108	668	100.0	0	0.0	7.5	8.2
	Goodhue	227	1 in 60 miles or 60 mins	335	227	100.0	0	0.0	7.1	7.8
	Houston	192	1 in 60 miles or 60 mins	4	192	100.0	0	0.0	7.6	8.2
	Le Sueur	145	1 in 60 miles or 60 mins	0	145	100.0	0	0.0	12.1	13.2
	Martin	200	1 in 60 miles or 60 mins	114	200	100.0	0	0.0	8.2	8.9
	Mower	458	1 in 60 miles or 60 mins	108	458	100.0	0	0.0	8.1	8.8
	Nicollet	161	1 in 60 miles or 60 mins	5	161	100.0	0	0.0	12.0	13.0
	Olmsted	706	1 in 60 miles or 60 mins	1,027	706	100.0	0	0.0	3.9	4.4
	Rice	308	1 in 60 miles or 60 mins	108	308	100.0	0	0.0	5.3	5.7
	Steele	191	1 in 60 miles or 60 mins	111	191	100.0	0	0.0	6.5	7.1
	Wabasha	104	1 in 60 miles or 60 mins	0	104	100.0	0	0.0	14.1	15.5
	Waseca	106	1 in 60 miles or 60 mins	111	106	100.0	0	0.0	7.2	7.9
	Watonwan	131	1 in 60 miles or 60 mins	111	131	100.0	0	0.0	8.7	9.5
Winona	247	1 in 60 miles or 60 mins	9	247	100.0	0	0.0	9.0	9.8	
Grand Totals		4,672	1 in 60 miles or 60 mins	2,630	4,672	100.0	0	0.0	8.2	8.9

Cardiovascular Disease/Medica CompleteHealth/MNN004

July 2, 2024

Created by...
Medica

Medica CompleteHealth MNN004
Cardiovascular Disease

331 providers at 47 locations

- All providers

Cardiovascular Disease

Employee Group

National Proxy Census (Medica CompleteHealth MNN004)

Provider Group

Medica CompleteHealth MNN004
Cardiovascular Disease (Medica Regional Service Area)

4,672 beneficiary locations

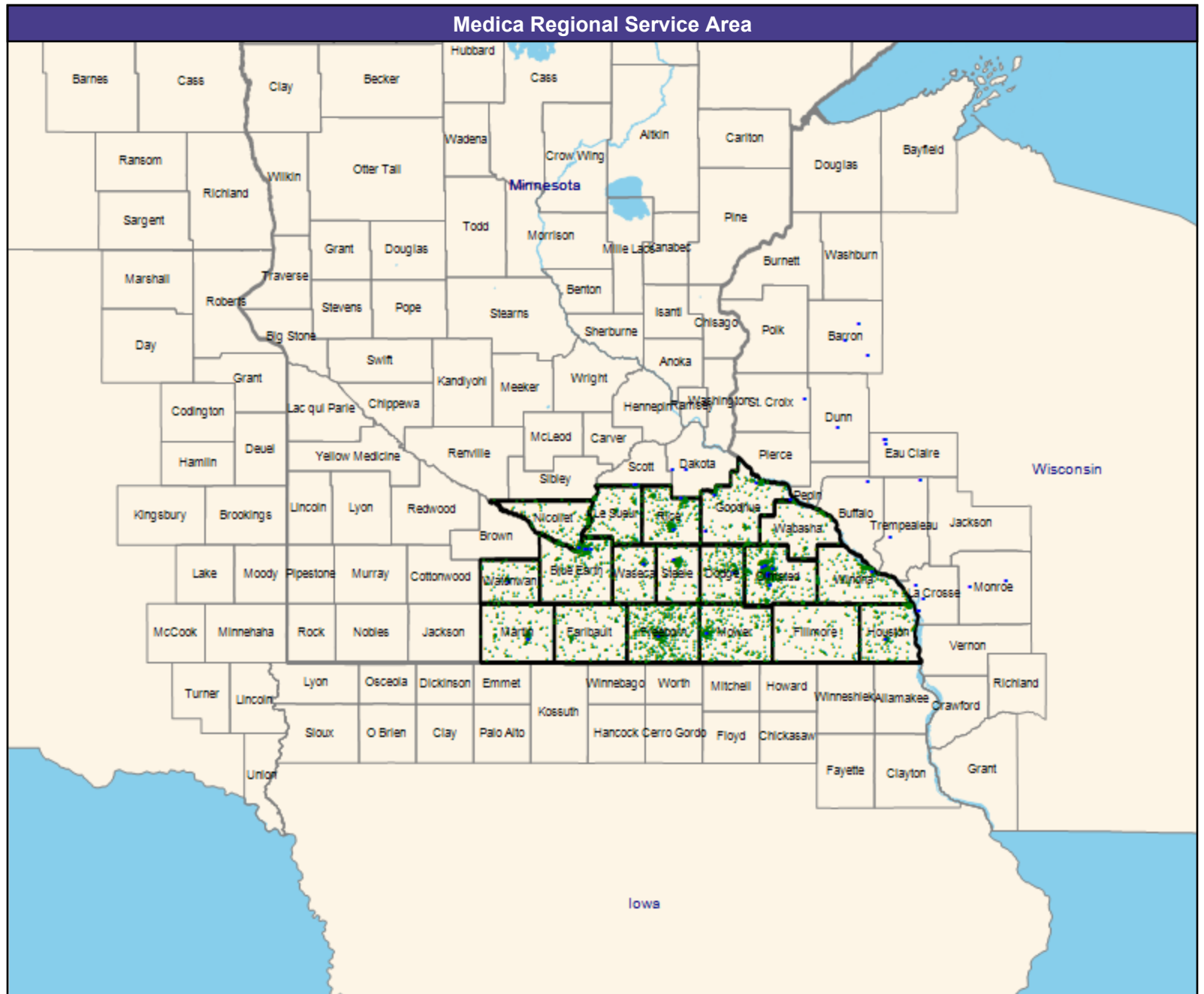

- ◆ With access (4,672)
- Without access (0)

The Access Standard is defined as (National Proxy Census (Medica CompleteHealth MNN004)) beneficiaries accessing:

1 (Medica CompleteHealth MNN004 Cardiovascular Disease (Medica Regional Service Area)) provider in 60 miles or 60 minutes

Service Areas

- Medica CompleteHealth MNN004



Access Detail By County

July 2, 2024

Created by...
Medica

Access Analysis
Cardiovascular Disease
Beneficiary / Provider Groups
National Proxy Census (Medica CompleteHealth MNN004)
Medica CompleteHealth MNN004
Cardiovascular Disease (Medica Regional Service Area)

All Beneficiaries										
State Name	County	Beneficiary	Provider	Counts	With Access		Without Access		Average Distance	Average Time
		#	Standard	#	#	%	#	%	1	1
Minnesota	Blue Earth	347	1 in 60 miles or 60 mins	450	347	100.0	0	0.0	6.9	7.5
	Dodge	218	1 in 60 miles or 60 mins	508	218	100.0	0	0.0	7.0	7.6
	Faribault	151	1 in 60 miles or 60 mins	0	151	100.0	0	0.0	22.1	24.1
	Fillmore	112	1 in 60 miles or 60 mins	0	112	100.0	0	0.0	24.0	26.1
	Freeborn	668	1 in 60 miles or 60 mins	216	668	100.0	0	0.0	7.5	8.2
	Goodhue	227	1 in 60 miles or 60 mins	670	227	100.0	0	0.0	7.1	7.8
	Houston	192	1 in 60 miles or 60 mins	8	192	100.0	0	0.0	7.6	8.2
	Le Sueur	145	1 in 60 miles or 60 mins	0	145	100.0	0	0.0	12.1	13.2
	Martin	200	1 in 60 miles or 60 mins	228	200	100.0	0	0.0	8.2	8.9
	Mower	458	1 in 60 miles or 60 mins	216	458	100.0	0	0.0	8.1	8.8
	Nicollet	161	1 in 60 miles or 60 mins	10	161	100.0	0	0.0	12.0	13.0
	Olmsted	706	1 in 60 miles or 60 mins	2,054	706	100.0	0	0.0	3.9	4.4
	Rice	308	1 in 60 miles or 60 mins	216	308	100.0	0	0.0	5.3	5.7
	Steele	191	1 in 60 miles or 60 mins	222	191	100.0	0	0.0	6.5	7.1
	Wabasha	104	1 in 60 miles or 60 mins	0	104	100.0	0	0.0	14.1	15.5
	Waseca	106	1 in 60 miles or 60 mins	222	106	100.0	0	0.0	7.2	7.9
	Watonwan	131	1 in 60 miles or 60 mins	222	131	100.0	0	0.0	8.7	9.5
Winona	247	1 in 60 miles or 60 mins	18	247	100.0	0	0.0	9.0	9.8	
Grand Totals		4,672	1 in 60 miles or 60 mins	5,260	4,672	100.0	0	0.0	8.2	8.9

Chiropractic Services/Medica CompleteHealth/MNN004

July 2, 2024

Created by...
Medica

Medica CompleteHealth MNN004
Chiropractic

1,882 providers at 1,381 locations

■ All providers

Chiropractic

Employee Group

National Proxy Census (Medica CompleteHealth MNN004)

Provider Group

Medica CompleteHealth MNN004
Chiropractic (Medica Regional Service Area)

4,672 beneficiary locations

◆ With access (4,672)

● Without access (0)

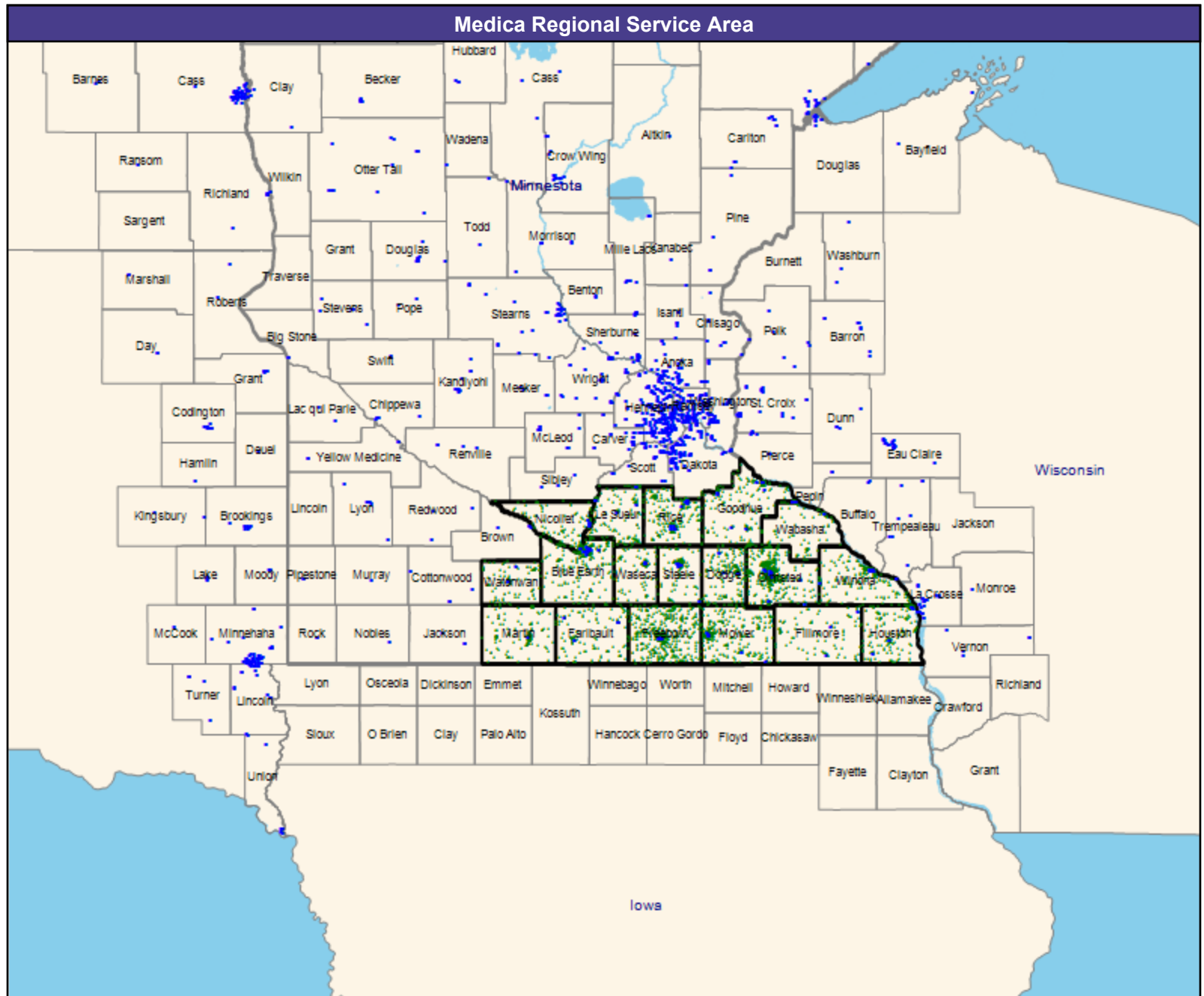
The Access Standard is defined as (National Proxy Census (Medica CompleteHealth MNN004)) beneficiaries accessing:

1 (Medica CompleteHealth MNN004 Chiropractic (Medica Regional Service Area)) provider in 60 miles or 60 minutes

Service Areas

□ Medica CompleteHealth MNN004

58.96 miles



Access Detail By County

July 2, 2024

Created by...
Medica

Access Analysis
Chiropractic
Beneficiary / Provider Groups
National Proxy Census (Medica CompleteHealth MNN004)
Medica CompleteHealth MNN004
Chiropractic (Medica Regional Service Area)

All Beneficiaries										
State Name	County	Beneficiary	Provider	Counts	With Access		Without Access		Average Distance	Average Time
		#	Standard	#	#	%	#	%	1	1
Minnesota	Blue Earth	347	1 in 60 miles or 60 mins	23	347	100.0	0	0.0	5.3	5.8
	Dodge	218	1 in 60 miles or 60 mins	8	218	100.0	0	0.0	4.2	4.5
	Faribault	151	1 in 60 miles or 60 mins	6	151	100.0	0	0.0	6.2	6.7
	Fillmore	112	1 in 60 miles or 60 mins	6	112	100.0	0	0.0	7.7	8.4
	Freeborn	668	1 in 60 miles or 60 mins	8	668	100.0	0	0.0	6.2	6.7
	Goodhue	227	1 in 60 miles or 60 mins	16	227	100.0	0	0.0	4.1	4.5
	Houston	192	1 in 60 miles or 60 mins	8	192	100.0	0	0.0	4.8	5.2
	Le Sueur	145	1 in 60 miles or 60 mins	11	145	100.0	0	0.0	5.0	5.4
	Martin	200	1 in 60 miles or 60 mins	2	200	100.0	0	0.0	7.4	8.1
	Mower	458	1 in 60 miles or 60 mins	9	458	100.0	0	0.0	4.5	4.8
	Nicollet	161	1 in 60 miles or 60 mins	14	161	100.0	0	0.0	3.9	4.2
	Olmsted	706	1 in 60 miles or 60 mins	13	706	100.0	0	0.0	3.0	3.5
	Rice	308	1 in 60 miles or 60 mins	21	308	100.0	0	0.0	3.6	4.0
	Steele	191	1 in 60 miles or 60 mins	7	191	100.0	0	0.0	3.2	3.4
	Wabasha	104	1 in 60 miles or 60 mins	7	104	100.0	0	0.0	7.7	8.4
	Waseca	106	1 in 60 miles or 60 mins	7	106	100.0	0	0.0	6.6	7.1
	Watonwan	131	1 in 60 miles or 60 mins	3	131	100.0	0	0.0	6.6	7.1
Winona	247	1 in 60 miles or 60 mins	12	247	100.0	0	0.0	4.2	4.5	
Grand Totals		4,672	1 in 60 miles or 60 mins	181	4,672	100.0	0	0.0	4.9	5.3

Colon and Rectal Surgery/Medica CompleteHealth/MNN004

July 2, 2024

Created by...
Medica

Medica CompleteHealth MNN004
Colon and Rectal Surgery

15 providers at 7 locations

■ All providers

Colon and Rectal Surgery

Employee Group

National Proxy Census (Medica
CompleteHealth MNN004)

Provider Group

Medica CompleteHealth MNN004
Colon and Rectal Surgery (Medica
Regional Service Area)

4,672 beneficiary locations

◆ With access (3,668)

● Without access (1,004)

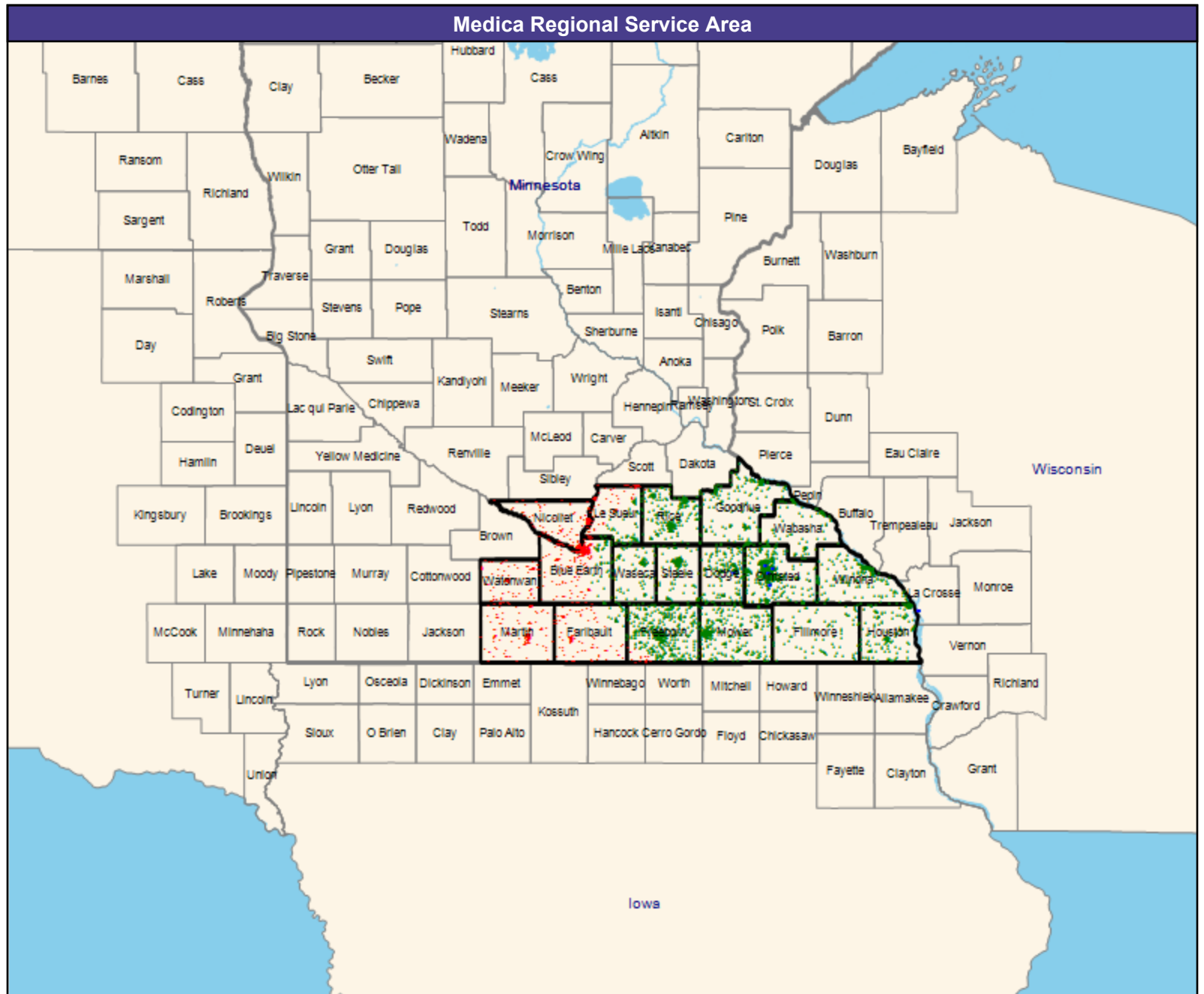
The Access Standard is defined as
(National Proxy Census (Medica
CompleteHealth MNN004)) beneficiaries
accessing:

1 (Medica CompleteHealth MNN004
Colon and Rectal Surgery (Medica
Regional Service Area)) provider in 60
miles or 60 minutes

Service Areas

□ Medica CompleteHealth MNN004

58.96 miles



Access Detail By County

July 2, 2024

Created by...
Medica

Access Analysis
Colon and Rectal Surgery
Beneficiary / Provider Groups
National Proxy Census (Medica CompleteHealth MNN004)
Medica CompleteHealth MNN004
Colon and Rectal Surgery (Medica Regional Service Area)

All Beneficiaries										
State Name	County	Beneficiary	Provider	Counts	With Access		Without Access		Average Distance	Average Time
		#	Standard	#	#	%	#	%	1	1
Minnesota	Blue Earth	347	1 in 60 miles or 60 mins	0	53	15.3	294	84.7	64.6	70.5
	Dodge	218	1 in 60 miles or 60 mins	13	218	100.0	0	0.0	7.5	8.2
	Faribault	151	1 in 60 miles or 60 mins	0	36	23.8	115	76.2	69.6	75.9
	Fillmore	112	1 in 60 miles or 60 mins	0	112	100.0	0	0.0	30.4	33.1
	Freeborn	668	1 in 60 miles or 60 mins	0	648	97.0	20	3.0	48.5	53.0
	Goodhue	227	1 in 60 miles or 60 mins	0	227	100.0	0	0.0	30.0	33.5
	Houston	192	1 in 60 miles or 60 mins	0	192	100.0	0	0.0	18.2	19.8
	Le Sueur	145	1 in 60 miles or 60 mins	0	63	43.4	82	56.6	59.8	65.2
	Martin	200	1 in 60 miles or 60 mins	0	0	0.0	200	100.0	94.7	103.3
	Mower	458	1 in 60 miles or 60 mins	0	458	100.0	0	0.0	29.5	32.2
	Nicollet	161	1 in 60 miles or 60 mins	0	0	0.0	161	100.0	72.1	78.6
	Olmsted	706	1 in 60 miles or 60 mins	53	706	100.0	0	0.0	4.2	4.8
	Rice	308	1 in 60 miles or 60 mins	0	307	99.7	1	0.3	43.2	47.1
	Steele	191	1 in 60 miles or 60 mins	0	191	100.0	0	0.0	26.1	28.4
	Wabasha	104	1 in 60 miles or 60 mins	0	104	100.0	0	0.0	26.3	28.8
	Waseca	106	1 in 60 miles or 60 mins	0	106	100.0	0	0.0	41.9	45.7
	Watonwan	131	1 in 60 miles or 60 mins	0	0	0.0	131	100.0	94.6	103.1
	Winona	247	1 in 60 miles or 60 mins	0	247	100.0	0	0.0	29.4	32.0
	Grand Totals	4,672	1 in 60 miles or 60 mins	66	3,668	78.5	1,004	21.5	38.9	42.4

Dermatology/Medica CompleteHealth/MNN004

July 2, 2024

Created by...
Medica

Medica CompleteHealth MNN004
Dermatology

2,669 providers at 25 locations

- All providers

Dermatology

Employee Group

National Proxy Census (Medica CompleteHealth MNN004)

Provider Group

Medica CompleteHealth MNN004
Dermatology (Medica Regional Service Area)

4,672 beneficiary locations

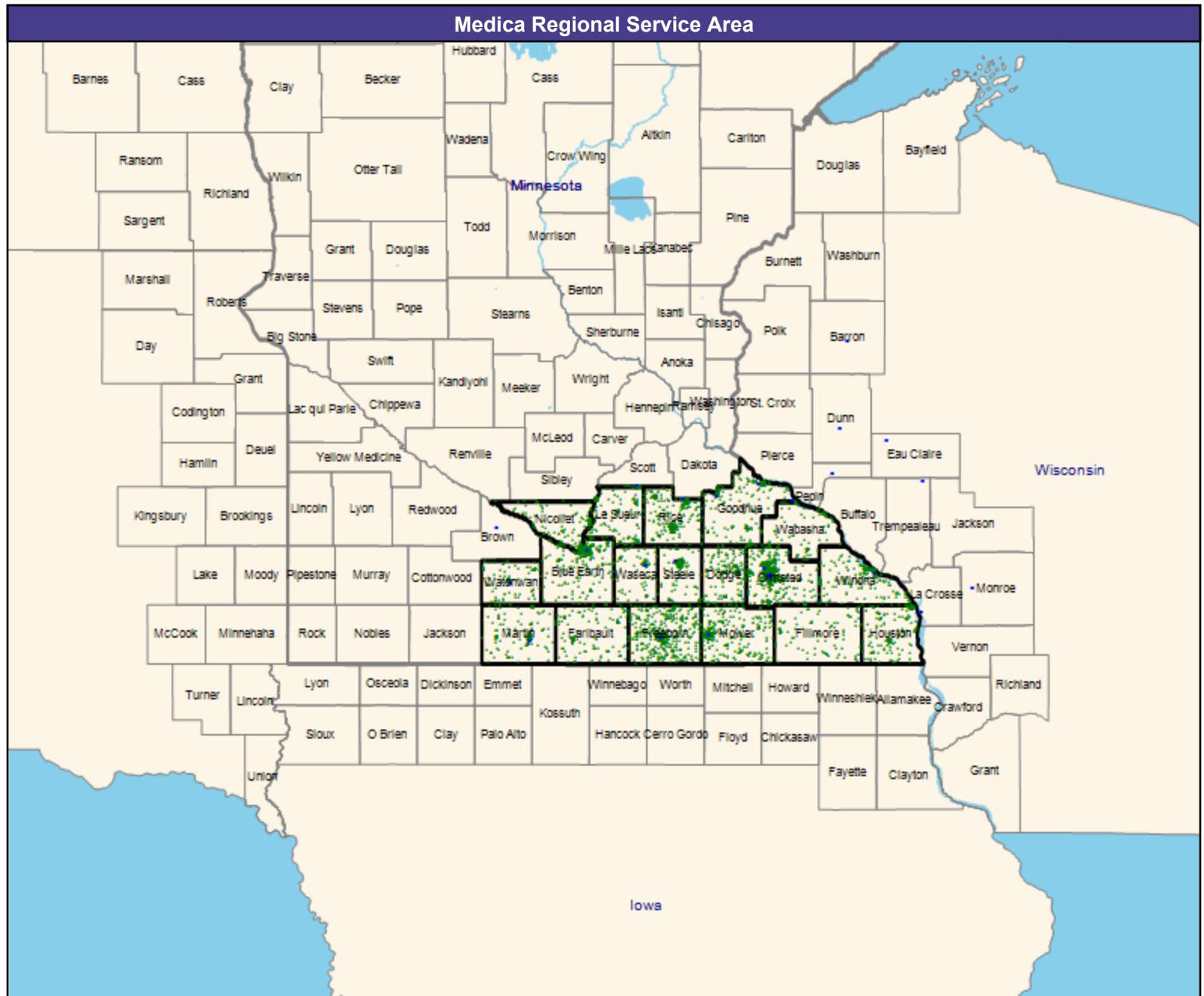

- ◆ With access (4,672)
- Without access (0)

The Access Standard is defined as (National Proxy Census (Medica CompleteHealth MNN004)) beneficiaries accessing:

1 (Medica CompleteHealth MNN004 Dermatology (Medica Regional Service Area)) provider in 60 miles or 60 minutes

Service Areas

- Medica CompleteHealth MNN004



Access Detail By County

July 2, 2024

Created by...
Medica

Access Analysis
Dermatology
Beneficiary / Provider Groups
National Proxy Census (Medica CompleteHealth MNN004)
Medica CompleteHealth MNN004 Dermatology (Medica Regional Service Area)

All Beneficiaries										
State Name	County	Beneficiary	Provider	Counts	With Access		Without Access		Average Distance	Average Time
		#	Standard	#	#	%	#	%	1	1
Minnesota	Blue Earth	347	1 in 60 miles or 60 mins	144	347	100.0	0	0.0	7.7	8.4
	Dodge	218	1 in 60 miles or 60 mins	0	218	100.0	0	0.0	15.6	17.8
	Faribault	151	1 in 60 miles or 60 mins	0	151	100.0	0	0.0	22.2	24.2
	Fillmore	112	1 in 60 miles or 60 mins	0	112	100.0	0	0.0	31.2	34.0
	Freeborn	668	1 in 60 miles or 60 mins	178	668	100.0	0	0.0	7.5	8.2
	Goodhue	227	1 in 60 miles or 60 mins	513	227	100.0	0	0.0	9.0	9.9
	Houston	192	1 in 60 miles or 60 mins	0	192	100.0	0	0.0	17.9	19.4
	Le Sueur	145	1 in 60 miles or 60 mins	0	145	100.0	0	0.0	12.6	13.7
	Martin	200	1 in 60 miles or 60 mins	115	200	100.0	0	0.0	8.2	8.9
	Mower	458	1 in 60 miles or 60 mins	182	458	100.0	0	0.0	8.4	9.2
	Nicollet	161	1 in 60 miles or 60 mins	0	161	100.0	0	0.0	11.8	12.8
	Olmsted	706	1 in 60 miles or 60 mins	2,447	706	100.0	0	0.0	4.9	5.6
	Rice	308	1 in 60 miles or 60 mins	0	308	100.0	0	0.0	10.3	11.2
	Steele	191	1 in 60 miles or 60 mins	136	191	100.0	0	0.0	6.5	7.1
	Wabasha	104	1 in 60 miles or 60 mins	0	104	100.0	0	0.0	14.8	16.5
	Waseca	106	1 in 60 miles or 60 mins	99	106	100.0	0	0.0	7.3	7.9
	Watonwan	131	1 in 60 miles or 60 mins	81	131	100.0	0	0.0	8.7	9.5
	Winona	247	1 in 60 miles or 60 mins	62	247	100.0	0	0.0	9.4	10.2
	Grand Totals	4,672	1 in 60 miles or 60 mins	3,957	4,672	100.0	0	0.0	9.9	10.9

Endocrinology/Medica CompleteHealth/MNN004

July 2, 2024

Created by...
Medica

Medica CompleteHealth MNN004
Endocrinology

54 providers at 27 locations

- All providers

Endocrinology

Employee Group

National Proxy Census (Medica CompleteHealth MNN004)

Provider Group

Medica CompleteHealth MNN004
Endocrinology (Medica Regional Service Area)

4,672 beneficiary locations

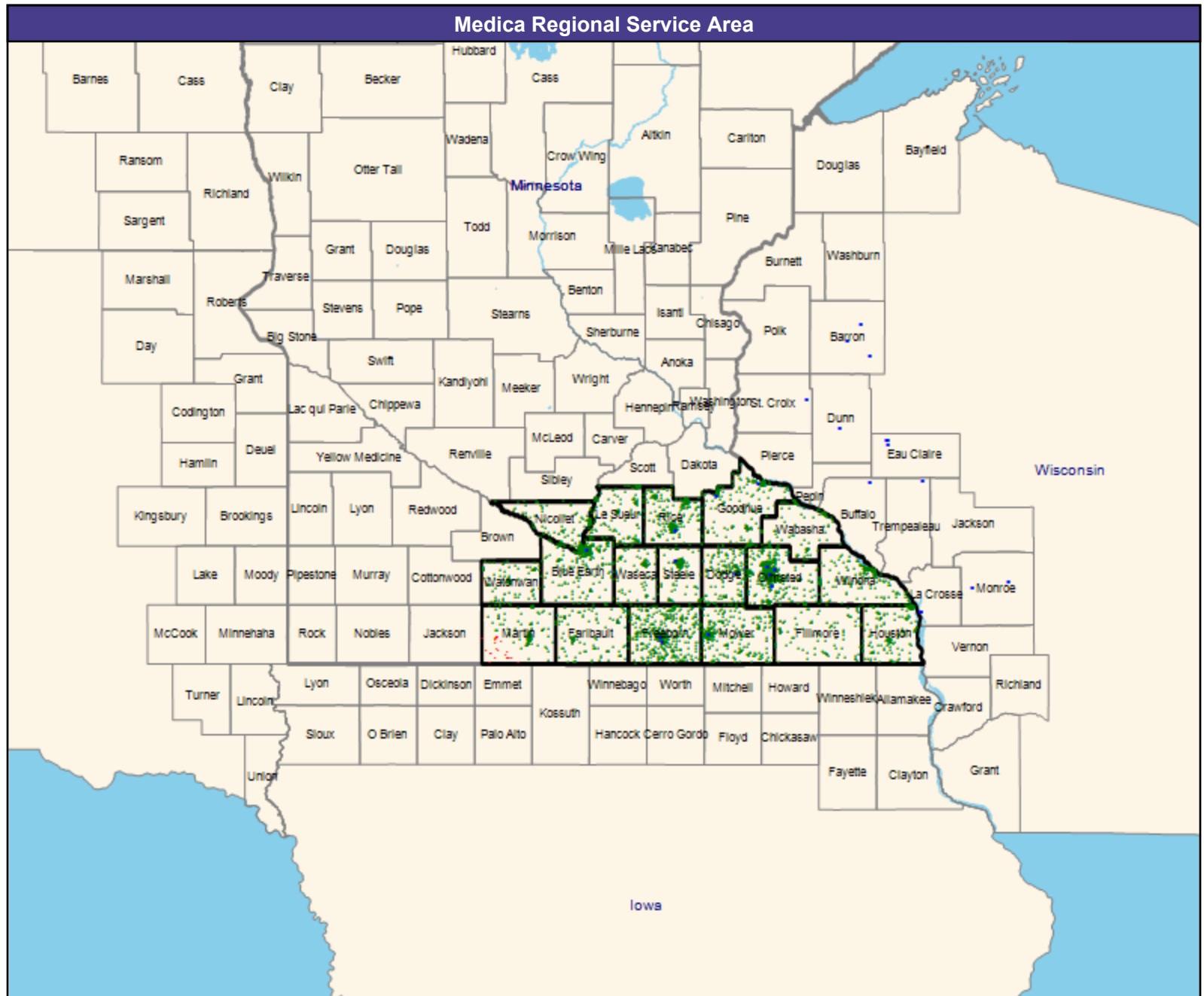

- ◆ With access (4,639)
- Without access (33)

The Access Standard is defined as (National Proxy Census (Medica CompleteHealth MNN004)) beneficiaries accessing:

1 (Medica CompleteHealth MNN004 Endocrinology (Medica Regional Service Area)) provider in 60 miles or 60 minutes

Service Areas

- Medica CompleteHealth MNN004



Access Detail By County

July 2, 2024

Created by...
Medica

Access Analysis
Endocrinology
Beneficiary / Provider Groups
National Proxy Census (Medica CompleteHealth MNN004)
Medica CompleteHealth MNN004 Endocrinology (Medica Regional Service Area)

All Beneficiaries										
State Name	County	Beneficiary	Provider	Counts	With Access		Without Access		Average Distance	Average Time
		#	Standard	#	#	%	#	%	1	1
Minnesota	Blue Earth	347	1 in 60 miles or 60 mins	2	347	100.0	0	0.0	8.0	8.7
	Dodge	218	1 in 60 miles or 60 mins	42	218	100.0	0	0.0	7.2	7.9
	Faribault	151	1 in 60 miles or 60 mins	0	151	100.0	0	0.0	30.4	33.1
	Fillmore	112	1 in 60 miles or 60 mins	0	112	100.0	0	0.0	30.4	33.1
	Freeborn	668	1 in 60 miles or 60 mins	4	668	100.0	0	0.0	7.1	7.8
	Goodhue	227	1 in 60 miles or 60 mins	6	227	100.0	0	0.0	9.3	10.1
	Houston	192	1 in 60 miles or 60 mins	0	192	100.0	0	0.0	18.2	19.8
	Le Sueur	145	1 in 60 miles or 60 mins	0	145	100.0	0	0.0	22.4	24.4
	Martin	200	1 in 60 miles or 60 mins	0	167	83.5	33	16.5	52.5	57.2
	Mower	458	1 in 60 miles or 60 mins	3	458	100.0	0	0.0	8.1	8.8
	Nicollet	161	1 in 60 miles or 60 mins	0	161	100.0	0	0.0	14.1	15.4
	Olmsted	706	1 in 60 miles or 60 mins	168	706	100.0	0	0.0	4.2	4.8
	Rice	308	1 in 60 miles or 60 mins	4	308	100.0	0	0.0	9.6	10.4
	Steele	191	1 in 60 miles or 60 mins	6	191	100.0	0	0.0	6.6	7.1
	Wabasha	104	1 in 60 miles or 60 mins	0	104	100.0	0	0.0	22.2	24.3
	Waseca	106	1 in 60 miles or 60 mins	0	106	100.0	0	0.0	16.9	18.4
	Watonwan	131	1 in 60 miles or 60 mins	0	131	100.0	0	0.0	38.0	41.4
	Winona	247	1 in 60 miles or 60 mins	0	247	100.0	0	0.0	29.3	32.0
	Grand Totals	4,672	1 in 60 miles or 60 mins	235	4,639	99.3	33	0.7	14.1	15.4

Gastroenterology/Medica CompleteHealth/MNN004

July 2, 2024

Created by...
Medica

Medica CompleteHealth MNN004
Gastroenterology

138 providers at 25 locations

■ All providers

Gastroenterology

Employee Group

National Proxy Census (Medica CompleteHealth MNN004)

Provider Group

Medica CompleteHealth MNN004
Gastroenterology (Medica Regional Service Area)

4,672 beneficiary locations

◆ With access (4,639)

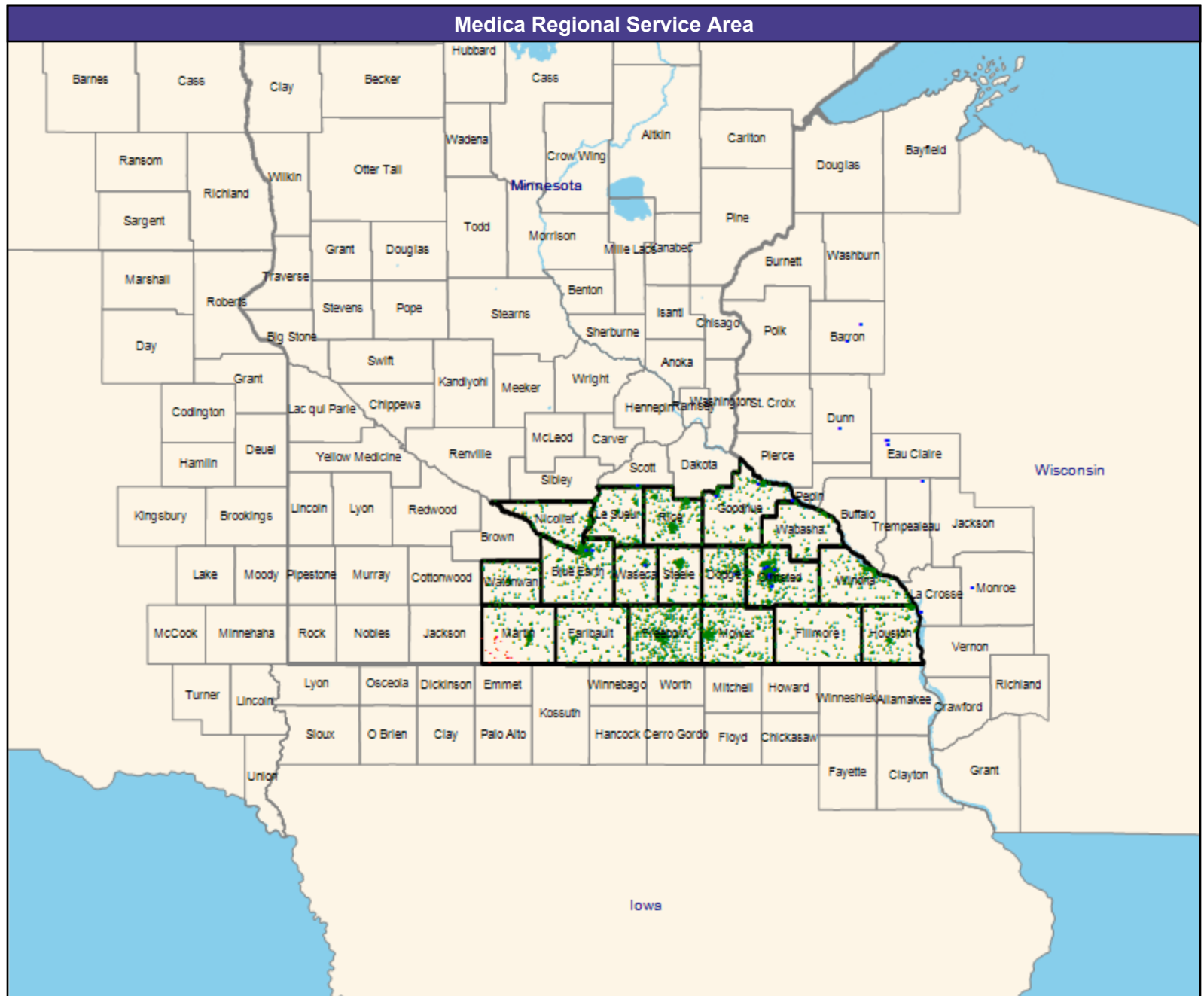

● Without access (33)

The Access Standard is defined as (National Proxy Census (Medica CompleteHealth MNN004)) beneficiaries accessing:

1 (Medica CompleteHealth MNN004 Gastroenterology (Medica Regional Service Area)) provider in 60 miles or 60 minutes

Service Areas

□ Medica CompleteHealth MNN004



Access Detail By County

July 2, 2024

Created by...
Medica

Access Analysis
Gastroenterology
Beneficiary / Provider Groups
National Proxy Census (Medica CompleteHealth MNN004)
Medica CompleteHealth MNN004 Gastroenterology (Medica Regional Service Area)

All Beneficiaries										
State Name	County	Beneficiary	Provider	Counts	With Access		Without Access		Average Distance	Average Time
		#	Standard	#	#	%	#	%	1	1
Minnesota	Blue Earth	347	1 in 60 miles or 60 mins	20	347	100.0	0	0.0	7.5	8.2
	Dodge	218	1 in 60 miles or 60 mins	120	218	100.0	0	0.0	7.5	8.2
	Faribault	151	1 in 60 miles or 60 mins	0	151	100.0	0	0.0	35.7	38.9
	Fillmore	112	1 in 60 miles or 60 mins	0	112	100.0	0	0.0	30.4	33.1
	Freeborn	668	1 in 60 miles or 60 mins	0	668	100.0	0	0.0	32.9	35.9
	Goodhue	227	1 in 60 miles or 60 mins	4	227	100.0	0	0.0	8.8	9.7
	Houston	192	1 in 60 miles or 60 mins	0	192	100.0	0	0.0	18.2	19.8
	Le Sueur	145	1 in 60 miles or 60 mins	0	145	100.0	0	0.0	12.4	13.5
	Martin	200	1 in 60 miles or 60 mins	0	167	83.5	33	16.5	52.5	57.2
	Mower	458	1 in 60 miles or 60 mins	0	458	100.0	0	0.0	29.5	32.2
	Nicollet	161	1 in 60 miles or 60 mins	0	161	100.0	0	0.0	14.1	15.3
	Olmsted	706	1 in 60 miles or 60 mins	486	706	100.0	0	0.0	3.9	4.4
	Rice	308	1 in 60 miles or 60 mins	0	308	100.0	0	0.0	18.3	19.9
	Steele	191	1 in 60 miles or 60 mins	0	191	100.0	0	0.0	16.6	18.1
	Wabasha	104	1 in 60 miles or 60 mins	0	104	100.0	0	0.0	14.2	15.6
	Waseca	106	1 in 60 miles or 60 mins	1	106	100.0	0	0.0	7.2	7.9
	Watonwan	131	1 in 60 miles or 60 mins	0	131	100.0	0	0.0	38.0	41.4
	Winona	247	1 in 60 miles or 60 mins	0	247	100.0	0	0.0	29.4	32.0
	Grand Totals	4,672	1 in 60 miles or 60 mins	631	4,639	99.3	33	0.7	20.3	22.1

General Surgery/Medica CompleteHealth/MNN004

July 2, 2024

Created by...
Medica

Medica CompleteHealth MNN004
General Surgery

131 providers at 41 locations

- All providers

General Surgery

Employee Group

National Proxy Census (Medica CompleteHealth MNN004)

Provider Group

Medica CompleteHealth MNN004
General Surgery (Medica Regional Service Area)

4,672 beneficiary locations

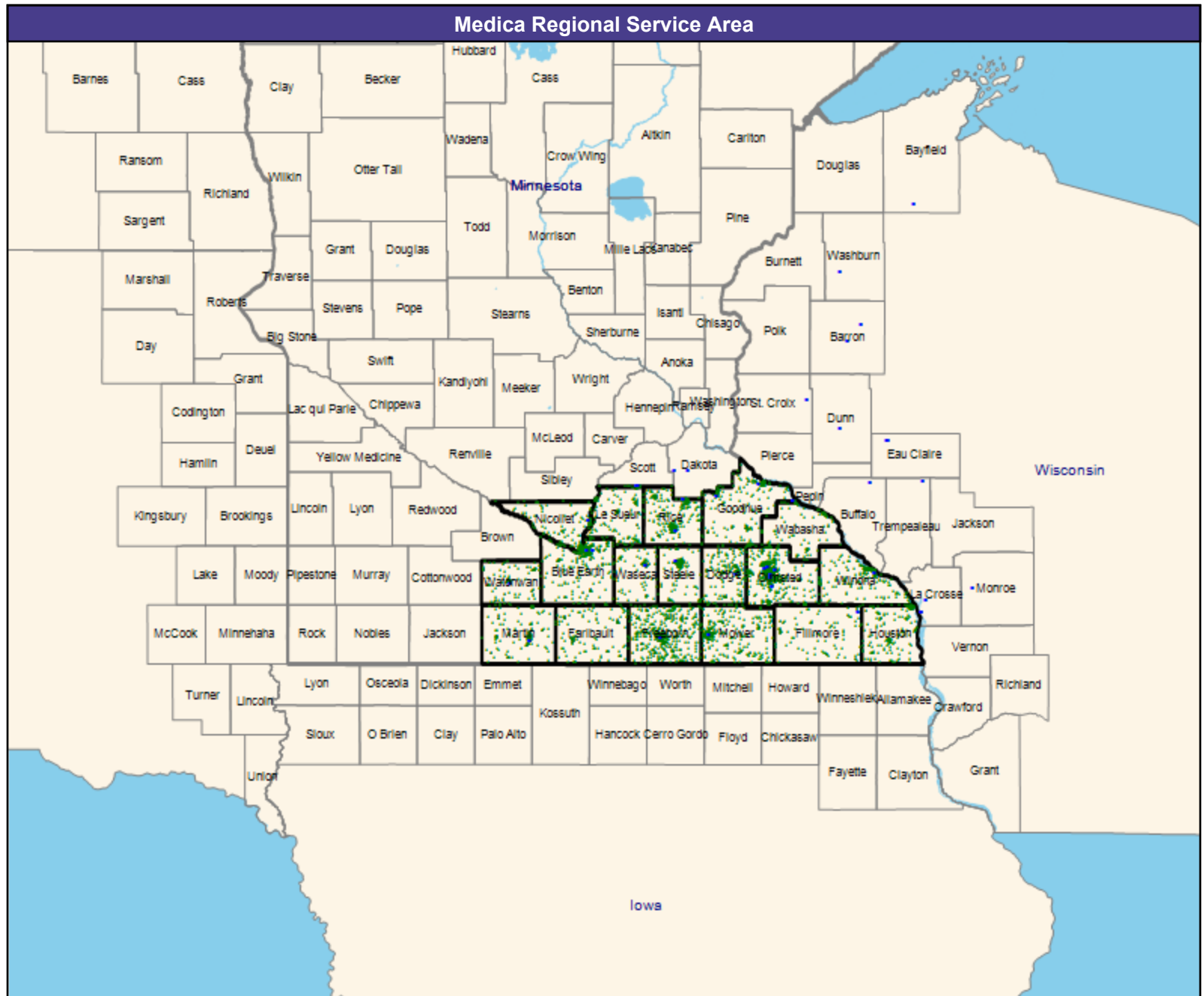

- ◆ With access (4,672)
- Without access (0)

The Access Standard is defined as (National Proxy Census (Medica CompleteHealth MNN004)) beneficiaries accessing:

1 (Medica CompleteHealth MNN004 General Surgery (Medica Regional Service Area)) provider in 60 miles or 60 minutes

Service Areas

- Medica CompleteHealth MNN004



Access Detail By County

July 2, 2024

Created by...
Medica

Access Analysis
General Surgery
Beneficiary / Provider Groups
National Proxy Census (Medica CompleteHealth MNN004)
Medica CompleteHealth MNN004
General Surgery (Medica Regional Service Area)

All Beneficiaries										
State Name	County	Beneficiary	Provider	Counts	With Access		Without Access		Average Distance	Average Time
		#	Standard	#	#	%	#	%	1	1
Minnesota	Blue Earth	347	1 in 60 miles or 60 mins	41	347	100.0	0	0.0	7.3	8.0
	Dodge	218	1 in 60 miles or 60 mins	68	218	100.0	0	0.0	7.2	7.9
	Faribault	151	1 in 60 miles or 60 mins	0	151	100.0	0	0.0	22.1	24.1
	Fillmore	112	1 in 60 miles or 60 mins	1	112	100.0	0	0.0	19.9	21.7
	Freeborn	668	1 in 60 miles or 60 mins	15	668	100.0	0	0.0	7.5	8.2
	Goodhue	227	1 in 60 miles or 60 mins	41	227	100.0	0	0.0	8.6	9.4
	Houston	192	1 in 60 miles or 60 mins	0	192	100.0	0	0.0	14.8	16.1
	Le Sueur	145	1 in 60 miles or 60 mins	0	145	100.0	0	0.0	9.9	10.7
	Martin	200	1 in 60 miles or 60 mins	15	200	100.0	0	0.0	8.2	8.9
	Mower	458	1 in 60 miles or 60 mins	15	458	100.0	0	0.0	8.1	8.8
	Nicollet	161	1 in 60 miles or 60 mins	1	161	100.0	0	0.0	8.5	9.3
	Olmsted	706	1 in 60 miles or 60 mins	275	706	100.0	0	0.0	4.0	4.5
	Rice	308	1 in 60 miles or 60 mins	5	308	100.0	0	0.0	5.4	5.9
	Steele	191	1 in 60 miles or 60 mins	15	191	100.0	0	0.0	6.5	7.1
	Wabasha	104	1 in 60 miles or 60 mins	0	104	100.0	0	0.0	14.1	15.5
	Waseca	106	1 in 60 miles or 60 mins	7	106	100.0	0	0.0	7.2	7.9
	Watonwan	131	1 in 60 miles or 60 mins	1	131	100.0	0	0.0	8.7	9.5
Winona	247	1 in 60 miles or 60 mins	6	247	100.0	0	0.0	8.6	9.4	
Grand Totals		4,672	1 in 60 miles or 60 mins	506	4,672	100.0	0	0.0	8.3	9.1

Access Detail By County

July 2, 2024

Created by...
Medica

Access Analysis
Genetics
Beneficiary / Provider Groups
National Proxy Census (Medica CompleteHealth MNN004)
Medica CompleteHealth MNN004 Genetics (Medica Regional Service Area)

All Beneficiaries										
State Name	County	Beneficiary	Provider	Counts	With Access		Without Access		Average Distance	Average Time
		#	Standard	#	#	%	#	%	1	1
Minnesota	Blue Earth	347	1 in 60 miles or 60 mins	7	347	100.0	0	0.0	7.8	8.4
	Dodge	218	1 in 60 miles or 60 mins	25	218	100.0	0	0.0	7.5	8.2
	Faribault	151	1 in 60 miles or 60 mins	0	151	100.0	0	0.0	25.3	27.6
	Fillmore	112	1 in 60 miles or 60 mins	0	112	100.0	0	0.0	30.4	33.1
	Freeborn	668	1 in 60 miles or 60 mins	0	668	100.0	0	0.0	32.9	35.9
	Goodhue	227	1 in 60 miles or 60 mins	0	227	100.0	0	0.0	29.6	33.0
	Houston	192	1 in 60 miles or 60 mins	0	192	100.0	0	0.0	18.2	19.8
	Le Sueur	145	1 in 60 miles or 60 mins	0	145	100.0	0	0.0	12.6	13.7
	Martin	200	1 in 60 miles or 60 mins	6	200	100.0	0	0.0	8.2	8.9
	Mower	458	1 in 60 miles or 60 mins	0	458	100.0	0	0.0	29.5	32.2
	Nicollet	161	1 in 60 miles or 60 mins	0	161	100.0	0	0.0	13.7	14.9
	Olmsted	706	1 in 60 miles or 60 mins	100	706	100.0	0	0.0	4.2	4.8
	Rice	308	1 in 60 miles or 60 mins	0	308	100.0	0	0.0	22.2	24.1
	Steele	191	1 in 60 miles or 60 mins	0	191	100.0	0	0.0	16.6	18.1
	Wabasha	104	1 in 60 miles or 60 mins	0	104	100.0	0	0.0	26.1	28.5
	Waseca	106	1 in 60 miles or 60 mins	6	106	100.0	0	0.0	7.3	7.9
	Watonwan	131	1 in 60 miles or 60 mins	6	131	100.0	0	0.0	8.7	9.5
Winona	247	1 in 60 miles or 60 mins	0	247	100.0	0	0.0	29.4	32.0	
Grand Totals		4,672	1 in 60 miles or 60 mins	150	4,672	100.0	0	0.0	18.8	20.5

Infectious Disease/Medica CompleteHealth/MNN004

July 2, 2024

Created by...
Medica

Medica CompleteHealth MNN004
Infectious Disease

44 providers at 25 locations

■ All providers

Infectious Disease

Employee Group

National Proxy Census (Medica CompleteHealth MNN004)

Provider Group

Medica CompleteHealth MNN004
Infectious Disease (Medica Regional Service Area)

4,672 beneficiary locations

◆ With access (4,672)

● Without access (0)

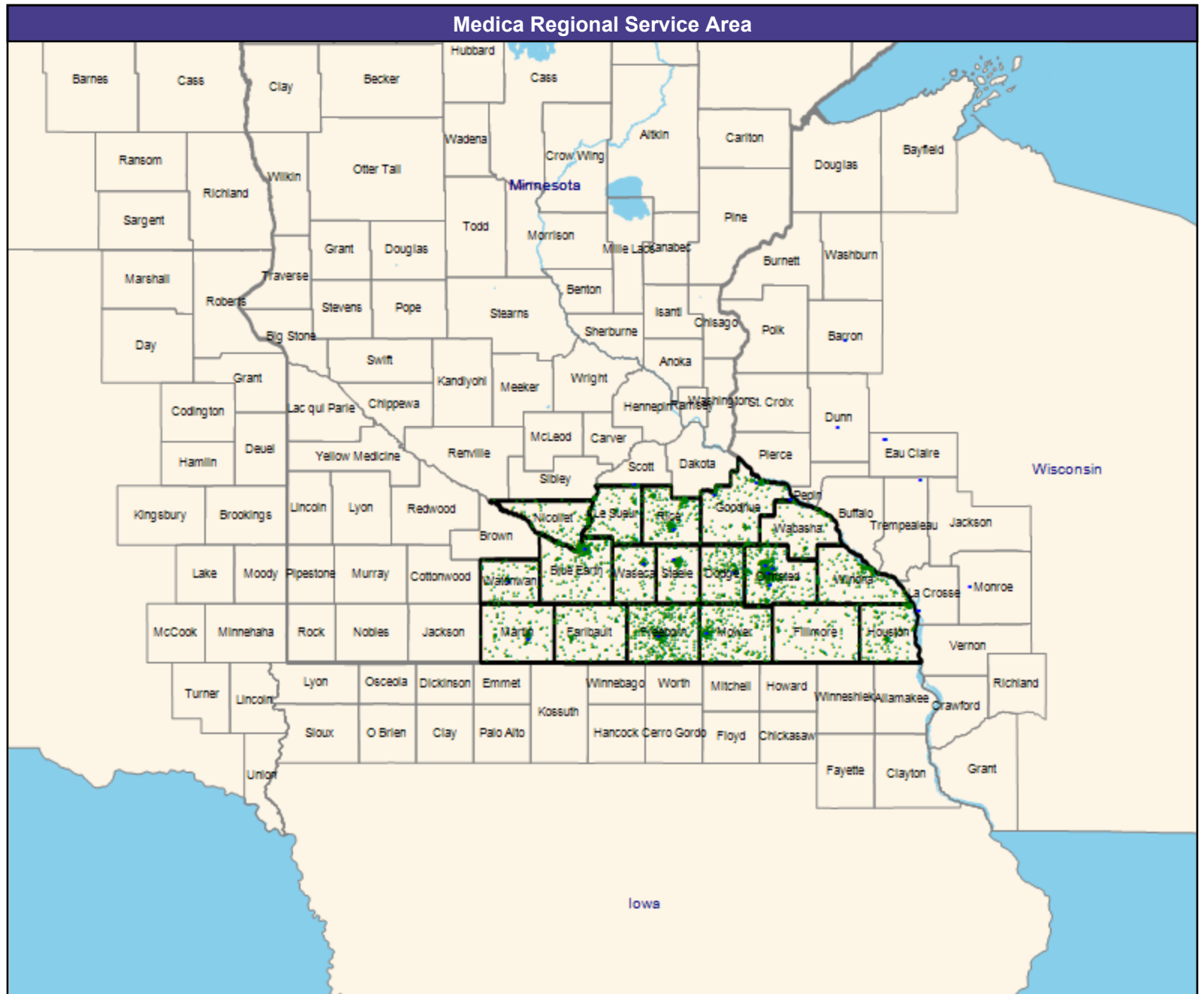
The Access Standard is defined as (National Proxy Census (Medica CompleteHealth MNN004)) beneficiaries accessing:

1 (Medica CompleteHealth MNN004 Infectious Disease (Medica Regional Service Area)) provider in 60 miles or 60 minutes

Service Areas

□ Medica CompleteHealth MNN004

58.96 miles



Access Detail By County

July 2, 2024

Created by...
Medica

Access Analysis
Infectious Disease
Beneficiary / Provider Groups
National Proxy Census (Medica CompleteHealth MNN004)
Medica CompleteHealth MNN004
Infectious Disease (Medica Regional Service Area)

All Beneficiaries										
State Name	County	Beneficiary	Provider	Counts	With Access		Without Access		Average Distance	Average Time
		#	Standard	#	#	%	#	%	1	1
Minnesota	Blue Earth	347	1 in 60 miles or 60 mins	28	347	100.0	0	0.0	7.8	8.4
	Dodge	218	1 in 60 miles or 60 mins	35	218	100.0	0	0.0	7.2	7.9
	Faribault	151	1 in 60 miles or 60 mins	0	151	100.0	0	0.0	22.2	24.2
	Fillmore	112	1 in 60 miles or 60 mins	0	112	100.0	0	0.0	30.4	33.1
	Freeborn	668	1 in 60 miles or 60 mins	9	668	100.0	0	0.0	7.5	8.2
	Goodhue	227	1 in 60 miles or 60 mins	12	227	100.0	0	0.0	8.7	9.5
	Houston	192	1 in 60 miles or 60 mins	0	192	100.0	0	0.0	18.2	19.8
	Le Sueur	145	1 in 60 miles or 60 mins	0	145	100.0	0	0.0	12.6	13.7
	Martin	200	1 in 60 miles or 60 mins	6	200	100.0	0	0.0	8.2	8.9
	Mower	458	1 in 60 miles or 60 mins	9	458	100.0	0	0.0	8.1	8.8
	Nicollet	161	1 in 60 miles or 60 mins	0	161	100.0	0	0.0	13.7	14.9
	Olmsted	706	1 in 60 miles or 60 mins	139	706	100.0	0	0.0	4.2	4.8
	Rice	308	1 in 60 miles or 60 mins	2	308	100.0	0	0.0	8.4	9.1
	Steele	191	1 in 60 miles or 60 mins	2	191	100.0	0	0.0	6.5	7.1
	Wabasha	104	1 in 60 miles or 60 mins	0	104	100.0	0	0.0	14.2	15.6
	Waseca	106	1 in 60 miles or 60 mins	5	106	100.0	0	0.0	7.3	7.9
	Watonwan	131	1 in 60 miles or 60 mins	5	131	100.0	0	0.0	8.7	9.5
	Winona	247	1 in 60 miles or 60 mins	0	247	100.0	0	0.0	29.4	32.0
	Grand Totals	4,672	1 in 60 miles or 60 mins	252	4,672	100.0	0	0.0	10.3	11.3

Mammography/Medica CompleteHealth/MNN004

July 2, 2024

Created by...
Medica

Medica CompleteHealth MNN004
Mammography

19 providers at 20 locations

- All providers

Mammography

Employee Group

National Proxy Census (Medica CompleteHealth MNN004)

Provider Group

Medica CompleteHealth MNN004
Mammography (Medica Regional Service Area)

4,672 beneficiary locations

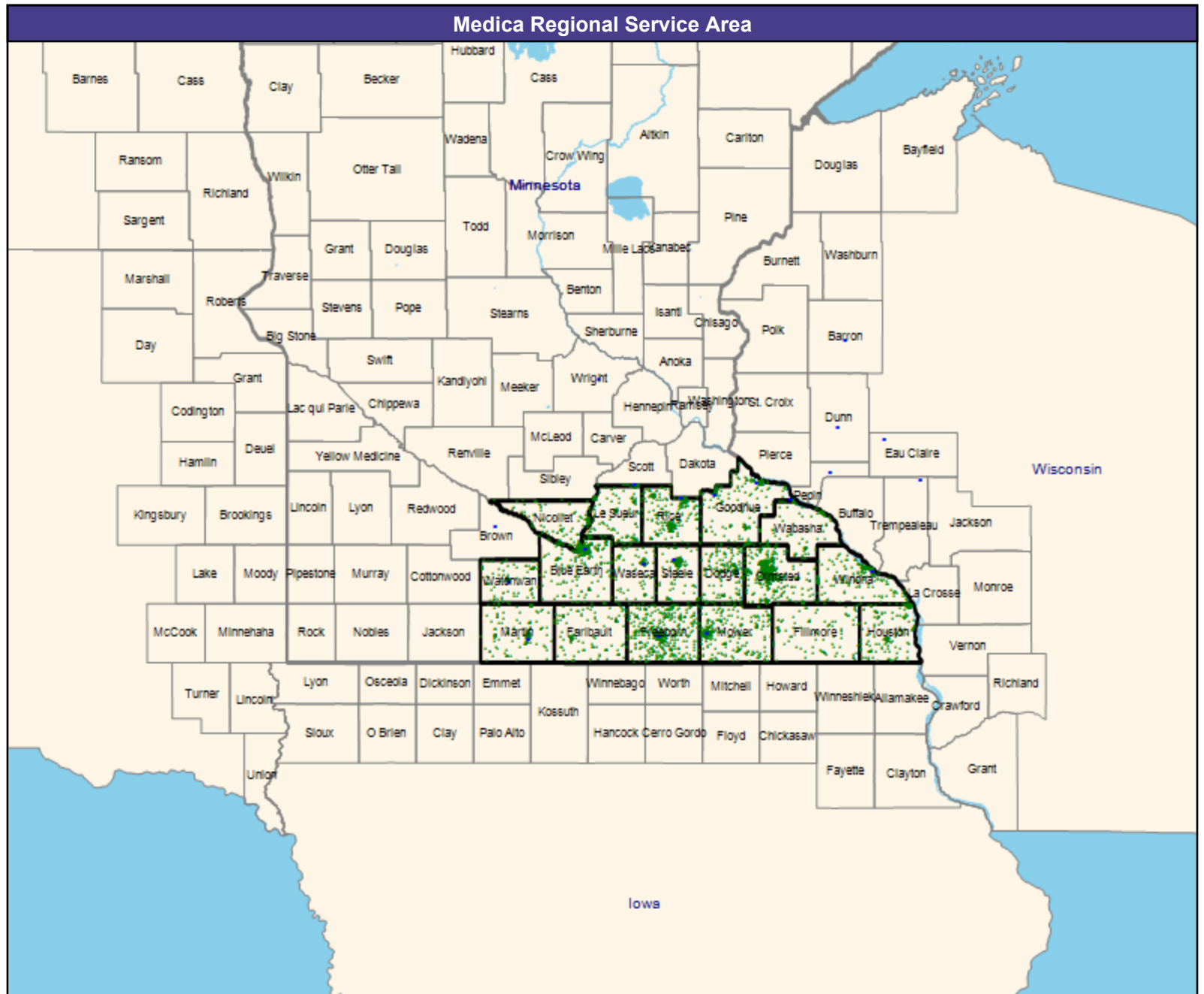

- ◆ With access (4,672)
- Without access (0)

The Access Standard is defined as (National Proxy Census (Medica CompleteHealth MNN004)) beneficiaries accessing:

1 (Medica CompleteHealth MNN004 Mammography (Medica Regional Service Area)) provider in 60 miles or 60 minutes

Service Areas

- Medica CompleteHealth MNN004



Access Detail By County

July 2, 2024

Created by...
Medica

Access Analysis
Mammography
Beneficiary / Provider Groups
National Proxy Census (Medica CompleteHealth MNN004)
Medica CompleteHealth MNN004 Mammography (Medica Regional Service Area)

All Beneficiaries										
State Name	County	Beneficiary	Provider	Counts	With Access		Without Access		Average Distance	Average Time
		#	Standard	#	#	%	#	%	1	1
Minnesota	Blue Earth	347	1 in 60 miles or 60 mins	1	347	100.0	0	0.0	7.7	8.4
	Dodge	218	1 in 60 miles or 60 mins	0	218	100.0	0	0.0	23.6	25.7
	Faribault	151	1 in 60 miles or 60 mins	0	151	100.0	0	0.0	22.2	24.2
	Fillmore	112	1 in 60 miles or 60 mins	0	112	100.0	0	0.0	35.4	38.6
	Freeborn	668	1 in 60 miles or 60 mins	1	668	100.0	0	0.0	7.5	8.2
	Goodhue	227	1 in 60 miles or 60 mins	3	227	100.0	0	0.0	9.6	10.4
	Houston	192	1 in 60 miles or 60 mins	0	192	100.0	0	0.0	29.2	31.8
	Le Sueur	145	1 in 60 miles or 60 mins	0	145	100.0	0	0.0	12.6	13.7
	Martin	200	1 in 60 miles or 60 mins	1	200	100.0	0	0.0	8.2	8.9
	Mower	458	1 in 60 miles or 60 mins	1	458	100.0	0	0.0	8.9	9.6
	Nicollet	161	1 in 60 miles or 60 mins	0	161	100.0	0	0.0	11.8	12.8
	Olmsted	706	1 in 60 miles or 60 mins	0	706	100.0	0	0.0	33.6	37.7
	Rice	308	1 in 60 miles or 60 mins	0	308	100.0	0	0.0	10.2	11.1
	Steele	191	1 in 60 miles or 60 mins	1	191	100.0	0	0.0	6.6	7.2
	Wabasha	104	1 in 60 miles or 60 mins	0	104	100.0	0	0.0	16.5	18.0
	Waseca	106	1 in 60 miles or 60 mins	1	106	100.0	0	0.0	7.3	7.9
	Watonwan	131	1 in 60 miles or 60 mins	1	131	100.0	0	0.0	8.7	9.5
	Winona	247	1 in 60 miles or 60 mins	1	247	100.0	0	0.0	10.1	11.0
	Grand Totals	4,672	1 in 60 miles or 60 mins	11	4,672	100.0	0	0.0	15.3	16.9

Nephrology/Medica CompleteHealth/MNN004

July 2, 2024

Created by...
Medica

Medica CompleteHealth MNN004
Nephrology

63 providers at 31 locations

■ All providers

Nephrology

Employee Group

National Proxy Census (Medica CompleteHealth MNN004)

Provider Group

Medica CompleteHealth MNN004
Nephrology (Medica Regional Service Area)

4,672 beneficiary locations

◆ With access (4,672)

● Without access (0)

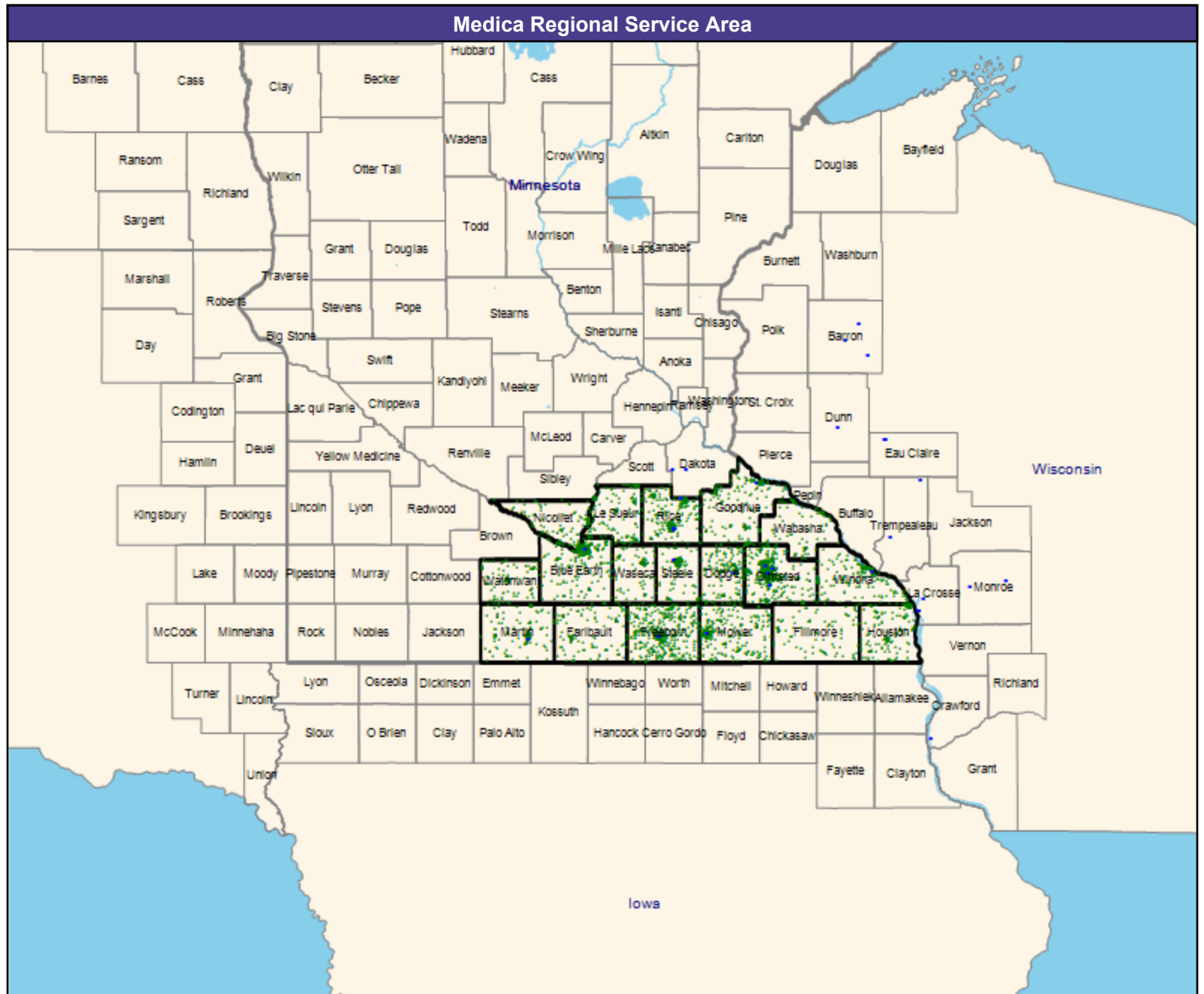
The Access Standard is defined as (National Proxy Census (Medica CompleteHealth MNN004)) beneficiaries accessing:

1 (Medica CompleteHealth MNN004 Nephrology (Medica Regional Service Area)) provider in 60 miles or 60 minutes

Service Areas

□ Medica CompleteHealth MNN004

58.96 miles



Access Detail By County

July 2, 2024

Created by...
Medica

Access Analysis
Nephrology
Beneficiary / Provider Groups
National Proxy Census (Medica CompleteHealth MNN004)
Medica CompleteHealth MNN004 Nephrology (Medica Regional Service Area)

All Beneficiaries										
State Name	County	Beneficiary	Provider	Counts	With Access		Without Access		Average Distance	Average Time
		#	Standard	#	#	%	#	%	1	1
Minnesota	Blue Earth	347	1 in 60 miles or 60 mins	22	347	100.0	0	0.0	7.9	8.6
	Dodge	218	1 in 60 miles or 60 mins	53	218	100.0	0	0.0	7.2	7.9
	Faribault	151	1 in 60 miles or 60 mins	0	151	100.0	0	0.0	22.2	24.2
	Fillmore	112	1 in 60 miles or 60 mins	0	112	100.0	0	0.0	29.2	31.9
	Freeborn	668	1 in 60 miles or 60 mins	8	668	100.0	0	0.0	7.5	8.2
	Goodhue	227	1 in 60 miles or 60 mins	7	227	100.0	0	0.0	11.9	13.0
	Houston	192	1 in 60 miles or 60 mins	0	192	100.0	0	0.0	17.8	19.4
	Le Sueur	145	1 in 60 miles or 60 mins	0	145	100.0	0	0.0	20.1	21.9
	Martin	200	1 in 60 miles or 60 mins	8	200	100.0	0	0.0	8.9	9.6
	Mower	458	1 in 60 miles or 60 mins	7	458	100.0	0	0.0	8.1	8.8
	Nicollet	161	1 in 60 miles or 60 mins	0	161	100.0	0	0.0	14.1	15.4
	Olmsted	706	1 in 60 miles or 60 mins	213	706	100.0	0	0.0	4.2	4.8
	Rice	308	1 in 60 miles or 60 mins	5	308	100.0	0	0.0	5.7	6.2
	Steele	191	1 in 60 miles or 60 mins	11	191	100.0	0	0.0	6.6	7.1
	Wabasha	104	1 in 60 miles or 60 mins	0	104	100.0	0	0.0	22.4	24.5
	Waseca	106	1 in 60 miles or 60 mins	0	106	100.0	0	0.0	16.9	18.4
	Watonwan	131	1 in 60 miles or 60 mins	0	131	100.0	0	0.0	29.6	32.2
Winona	247	1 in 60 miles or 60 mins	3	247	100.0	0	0.0	9.1	9.9	
Grand Totals		4,672	1 in 60 miles or 60 mins	337	4,672	100.0	0	0.0	10.5	11.4

Neurology and Neurological Surgery/Medica CompleteHealth/MNN004

July 2, 2024

Created by...
Medica

Medica CompleteHealth MNN004
Neurology and Neurological Surgery

255 providers at 40 locations

- All providers

Neurology and Neurological Surgery

Employee Group

National Proxy Census (Medica CompleteHealth MNN004)

Provider Group

Medica CompleteHealth MNN004
Neurology and Neurological Surgery
(Medica Regional Service Area)

4,672 beneficiary locations

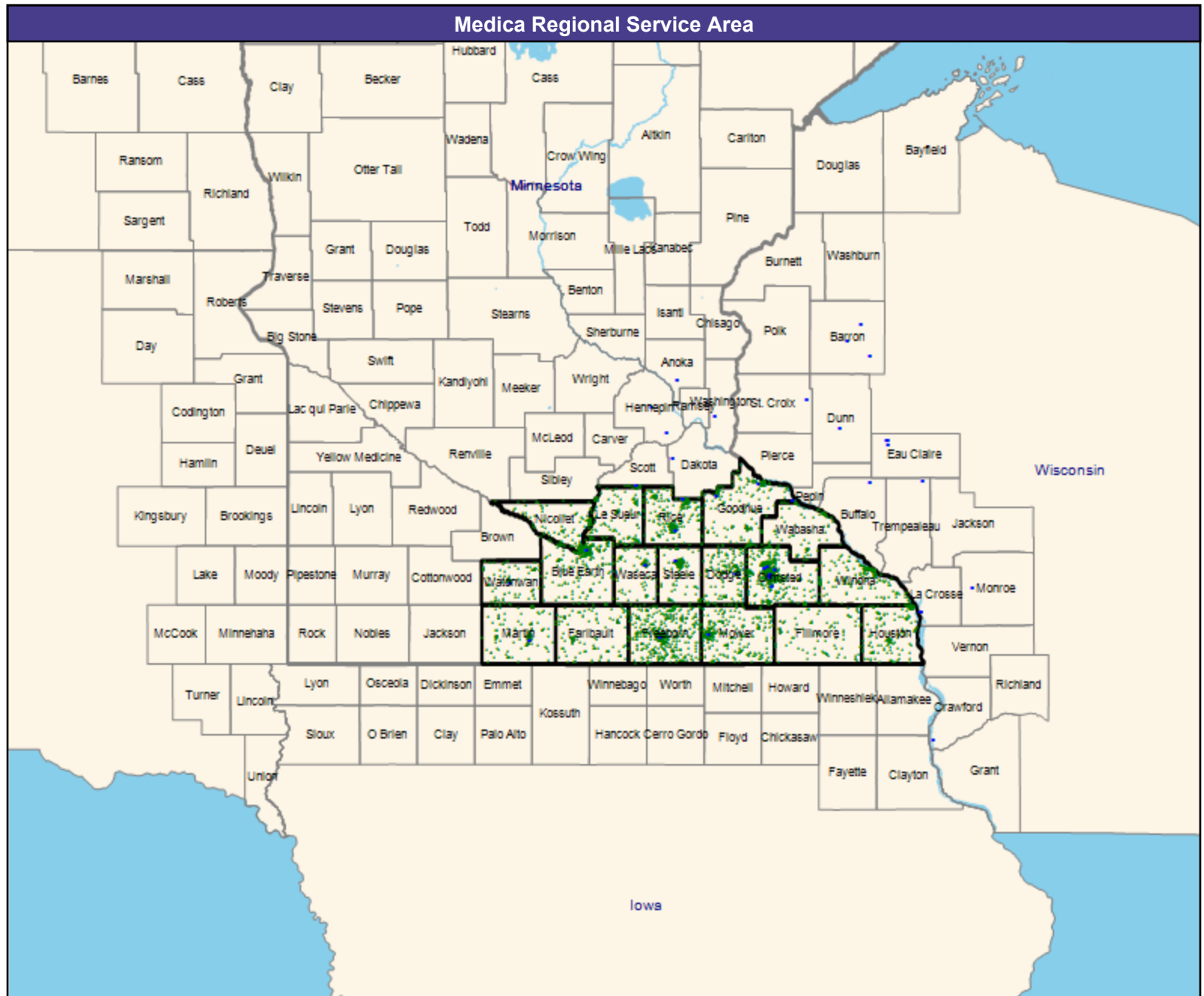

- ◆ With access (4,672)
- Without access (0)

The Access Standard is defined as
(National Proxy Census (Medica CompleteHealth MNN004)) beneficiaries
accessing:

1 (Medica CompleteHealth MNN004
Neurology and Neurological Surgery
(Medica Regional Service Area))
provider in 60 miles or 60 minutes

Service Areas

- Medica CompleteHealth MNN004



Access Detail By County

July 2, 2024

Created by...
Medica

Access Analysis
Neurology and Neurological Surgery
Beneficiary / Provider Groups
National Proxy Census (Medica CompleteHealth MNN004)
Medica CompleteHealth MNN004
Neurology and Neurological Surgery (Medica Regional Service Area)

All Beneficiaries										
State Name	County	Beneficiary	Provider	Counts	With Access		Without Access		Average Distance	Average Time
		#	Standard	#	#	%	#	%	1	1
Minnesota	Blue Earth	347	1 in 60 miles or 60 mins	99	347	100.0	0	0.0	7.8	8.4
	Dodge	218	1 in 60 miles or 60 mins	149	218	100.0	0	0.0	7.2	7.9
	Faribault	151	1 in 60 miles or 60 mins	0	151	100.0	0	0.0	22.2	24.2
	Fillmore	112	1 in 60 miles or 60 mins	0	112	100.0	0	0.0	30.4	33.1
	Freeborn	668	1 in 60 miles or 60 mins	15	668	100.0	0	0.0	7.5	8.2
	Goodhue	227	1 in 60 miles or 60 mins	50	227	100.0	0	0.0	8.6	9.4
	Houston	192	1 in 60 miles or 60 mins	0	192	100.0	0	0.0	18.2	19.8
	Le Sueur	145	1 in 60 miles or 60 mins	0	145	100.0	0	0.0	12.6	13.7
	Martin	200	1 in 60 miles or 60 mins	8	200	100.0	0	0.0	8.2	8.9
	Mower	458	1 in 60 miles or 60 mins	16	458	100.0	0	0.0	8.1	8.8
	Nicollet	161	1 in 60 miles or 60 mins	0	161	100.0	0	0.0	13.7	14.9
	Olmsted	706	1 in 60 miles or 60 mins	602	706	100.0	0	0.0	3.9	4.4
	Rice	308	1 in 60 miles or 60 mins	13	308	100.0	0	0.0	5.5	6.0
	Steele	191	1 in 60 miles or 60 mins	28	191	100.0	0	0.0	6.5	7.1
	Wabasha	104	1 in 60 miles or 60 mins	0	104	100.0	0	0.0	14.2	15.6
	Waseca	106	1 in 60 miles or 60 mins	7	106	100.0	0	0.0	7.3	7.9
	Watonwan	131	1 in 60 miles or 60 mins	7	131	100.0	0	0.0	8.7	9.5
Winona	247	1 in 60 miles or 60 mins	0	247	100.0	0	0.0	29.3	32.0	
Grand Totals		4,672	1 in 60 miles or 60 mins	994	4,672	100.0	0	0.0	10.1	11.0

Obstetrics and Gynecology Physician, Certified Nurse Midwives, Professional Midwives, and/or OB/GYN

July 2, 2024

Created by...
Medica

Medica CompleteHealth MNN004
Obstetrics & Gyn Physicians, Midwife

237 providers at 52 locations

■ All providers

Obstetrics & Gyn Physicians, Midwife

Employee Group

National Proxy Census (Medica CompleteHealth MNN004)

Provider Group

Medica CompleteHealth MNN004
Obstetrics & Gyn Physicians, Midwife
(Medica Regional Service Area)

4,672 beneficiary locations

◆ With access (4,672)

● Without access (0)

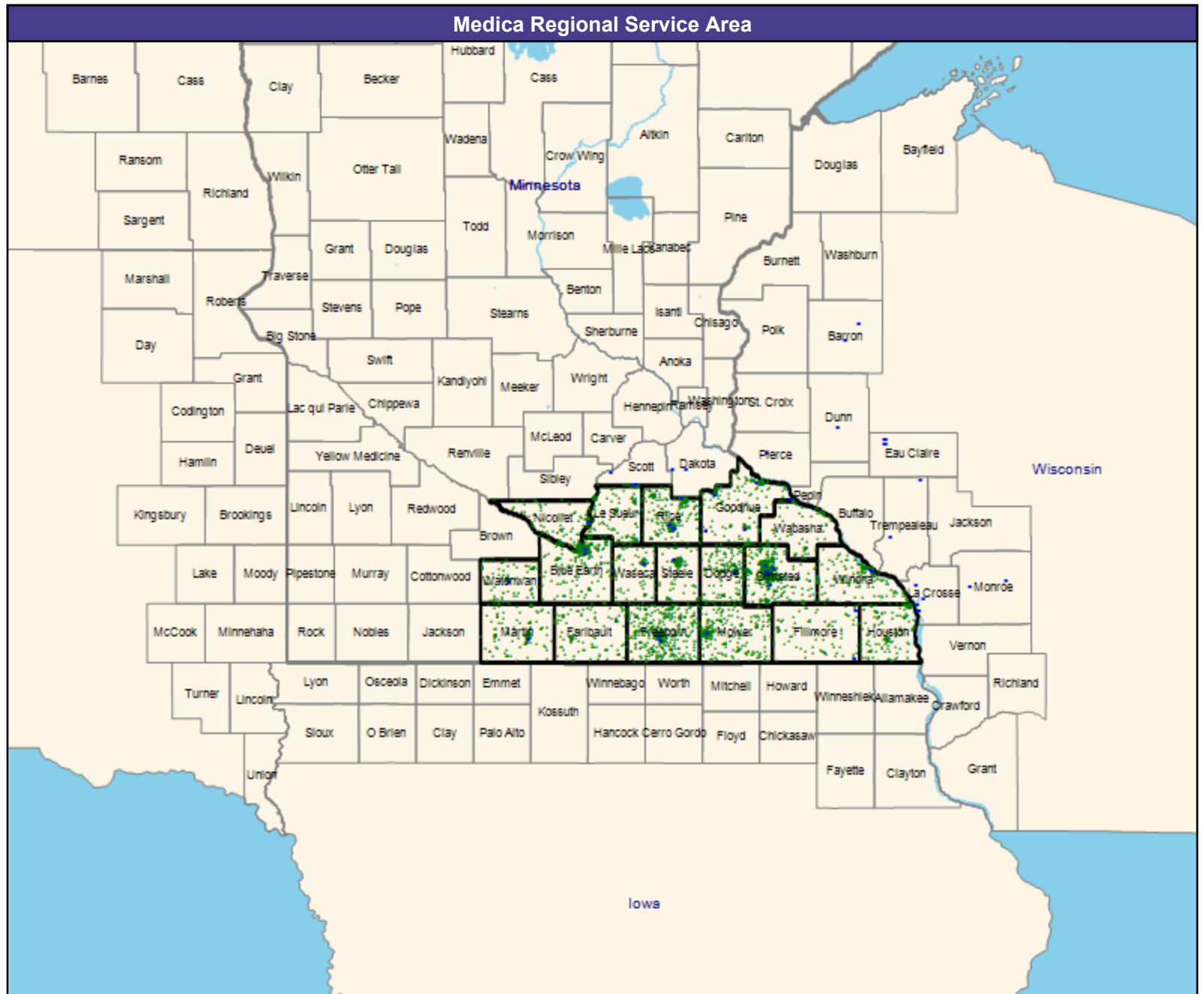
The Access Standard is defined as
(National Proxy Census (Medica CompleteHealth MNN004)) beneficiaries
accessing:

1 (Medica CompleteHealth MNN004
Obstetrics & Gyn Physicians, Midwife
(Medica Regional Service Area))
provider in 60 miles or 60 minutes

Service Areas

☐ Medica CompleteHealth MNN004

58.96 miles



Access Detail By County

July 2, 2024

Created by...
Medica

Access Analysis
Obstetrics & Gyn Physicians, Midwife
Beneficiary / Provider Groups
National Proxy Census (Medica CompleteHealth MNN004)
Medica CompleteHealth MNN004
Obstetrics & Gyn Physicians, Midwife (Medica Regional Service Area)

All Beneficiaries										
State Name	County	Beneficiary	Provider	Counts	With Access		Without Access		Average Distance	Average Time
		#	Standard	#	#	%	#	%	1	1
Minnesota	Blue Earth	347	1 in 60 miles or 60 mins	153	347	100.0	0	0.0	7.1	7.7
	Dodge	218	1 in 60 miles or 60 mins	172	218	100.0	0	0.0	6.9	7.5
	Faribault	151	1 in 60 miles or 60 mins	0	151	100.0	0	0.0	22.0	24.0
	Fillmore	112	1 in 60 miles or 60 mins	5	112	100.0	0	0.0	16.3	17.7
	Freeborn	668	1 in 60 miles or 60 mins	88	668	100.0	0	0.0	7.1	7.8
	Goodhue	227	1 in 60 miles or 60 mins	197	227	100.0	0	0.0	4.5	4.9
	Houston	192	1 in 60 miles or 60 mins	0	192	100.0	0	0.0	11.9	12.9
	Le Sueur	145	1 in 60 miles or 60 mins	0	145	100.0	0	0.0	9.7	10.6
	Martin	200	1 in 60 miles or 60 mins	79	200	100.0	0	0.0	8.2	8.9
	Mower	458	1 in 60 miles or 60 mins	110	458	100.0	0	0.0	8.1	8.8
	Nicollet	161	1 in 60 miles or 60 mins	6	161	100.0	0	0.0	8.5	9.2
	Olmsted	706	1 in 60 miles or 60 mins	755	706	100.0	0	0.0	4.0	4.6
	Rice	308	1 in 60 miles or 60 mins	126	308	100.0	0	0.0	4.8	5.2
	Steele	191	1 in 60 miles or 60 mins	117	191	100.0	0	0.0	6.5	7.1
	Wabasha	104	1 in 60 miles or 60 mins	0	104	100.0	0	0.0	13.6	14.9
	Waseca	106	1 in 60 miles or 60 mins	12	106	100.0	0	0.0	7.3	7.9
Watonwan	131	1 in 60 miles or 60 mins	13	131	100.0	0	0.0	8.7	9.5	
Winona	247	1 in 60 miles or 60 mins	19	247	100.0	0	0.0	8.2	8.9	
Grand Totals		4,672	1 in 60 miles or 60 mins	1,852	4,672	100.0	0	0.0	7.8	8.5

Oncology Medical/Surgical/Medica CompleteHealth/MNN004

July 2, 2024

Created by...
Medica

Medica CompleteHealth MNN004
Oncology Medical/Surgical

117 providers at 35 locations

■ All providers

Oncology Medical/Surgical

Employee Group

National Proxy Census (Medica CompleteHealth MNN004)

Provider Group

Medica CompleteHealth MNN004
Oncology Medical/Surgical (Medica Regional Service Area)

4,672 beneficiary locations

◆ With access (4,672)

● Without access (0)

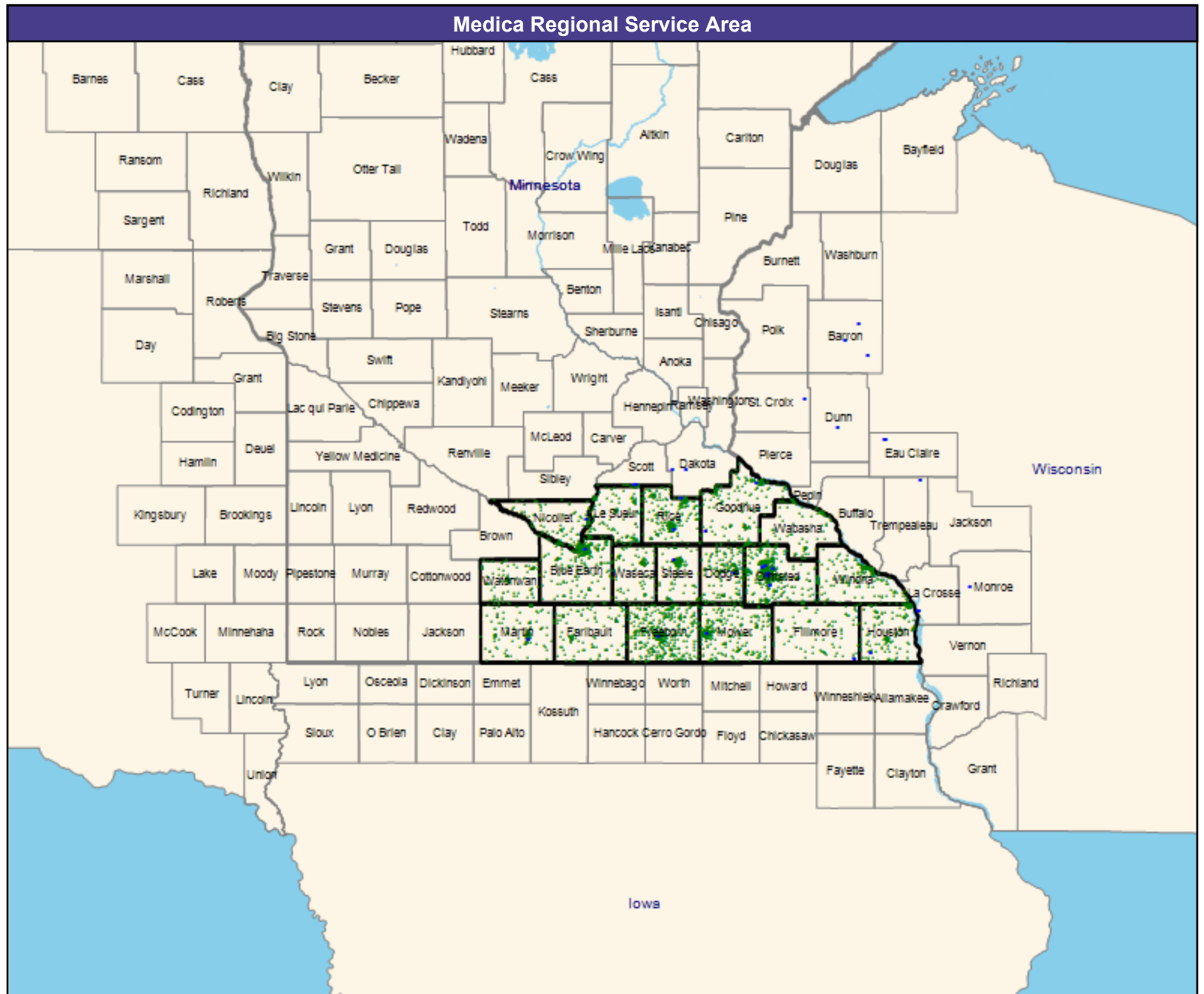
The Access Standard is defined as (National Proxy Census (Medica CompleteHealth MNN004)) beneficiaries accessing:

1 (Medica CompleteHealth MNN004 Oncology Medical/Surgical (Medica Regional Service Area)) provider in 60 miles or 60 minutes

Service Areas

□ Medica CompleteHealth MNN004

58.96 miles



Access Detail By County

July 2, 2024

Created by...
Medica

Access Analysis
Oncology Medical/Surgical
Beneficiary / Provider Groups
National Proxy Census (Medica CompleteHealth MNN004)
Medica CompleteHealth MNN004
Oncology Medical/Surgical (Medica Regional Service Area)

All Beneficiaries										
State Name	County	Beneficiary	Provider	Counts	With Access		Without Access		Average Distance	Average Time
		#	Standard	#	#	%	#	%	1	1
Minnesota	Blue Earth	347	1 in 60 miles or 60 mins	8	347	100.0	0	0.0	7.9	8.6
	Dodge	218	1 in 60 miles or 60 mins	103	218	100.0	0	0.0	7.0	7.6
	Faribault	151	1 in 60 miles or 60 mins	0	151	100.0	0	0.0	22.2	24.2
	Fillmore	112	1 in 60 miles or 60 mins	1	112	100.0	0	0.0	19.1	20.8
	Freeborn	668	1 in 60 miles or 60 mins	7	668	100.0	0	0.0	7.5	8.2
	Goodhue	227	1 in 60 miles or 60 mins	7	227	100.0	0	0.0	10.2	11.1
	Houston	192	1 in 60 miles or 60 mins	1	192	100.0	0	0.0	10.0	10.8
	Le Sueur	145	1 in 60 miles or 60 mins	0	145	100.0	0	0.0	10.7	11.6
	Martin	200	1 in 60 miles or 60 mins	7	200	100.0	0	0.0	8.9	9.6
	Mower	458	1 in 60 miles or 60 mins	6	458	100.0	0	0.0	8.1	8.8
	Nicollet	161	1 in 60 miles or 60 mins	1	161	100.0	0	0.0	8.6	9.3
	Olmsted	706	1 in 60 miles or 60 mins	412	706	100.0	0	0.0	3.9	4.4
	Rice	308	1 in 60 miles or 60 mins	3	308	100.0	0	0.0	5.3	5.7
	Steele	191	1 in 60 miles or 60 mins	4	191	100.0	0	0.0	6.6	7.1
	Wabasha	104	1 in 60 miles or 60 mins	0	104	100.0	0	0.0	23.6	25.8
	Waseca	106	1 in 60 miles or 60 mins	0	106	100.0	0	0.0	16.9	18.4
	Watonwan	131	1 in 60 miles or 60 mins	0	131	100.0	0	0.0	29.6	32.2
Winona	247	1 in 60 miles or 60 mins	0	247	100.0	0	0.0	29.1	31.7	
Grand Totals		4,672	1 in 60 miles or 60 mins	560	4,672	100.0	0	0.0	10.4	11.3

Oncology Radiation/Medica CompleteHealth/MNN004

July 2, 2024

Created by...
Medica

Medica CompleteHealth MNN004
Oncology Radiation

56 providers at 21 locations

■ All providers

Oncology Radiation

Employee Group

National Proxy Census (Medica CompleteHealth MNN004)

Provider Group

Medica CompleteHealth MNN004
Oncology Radiation (Medica Regional Service Area)

4,672 beneficiary locations

◆ With access (4,639)

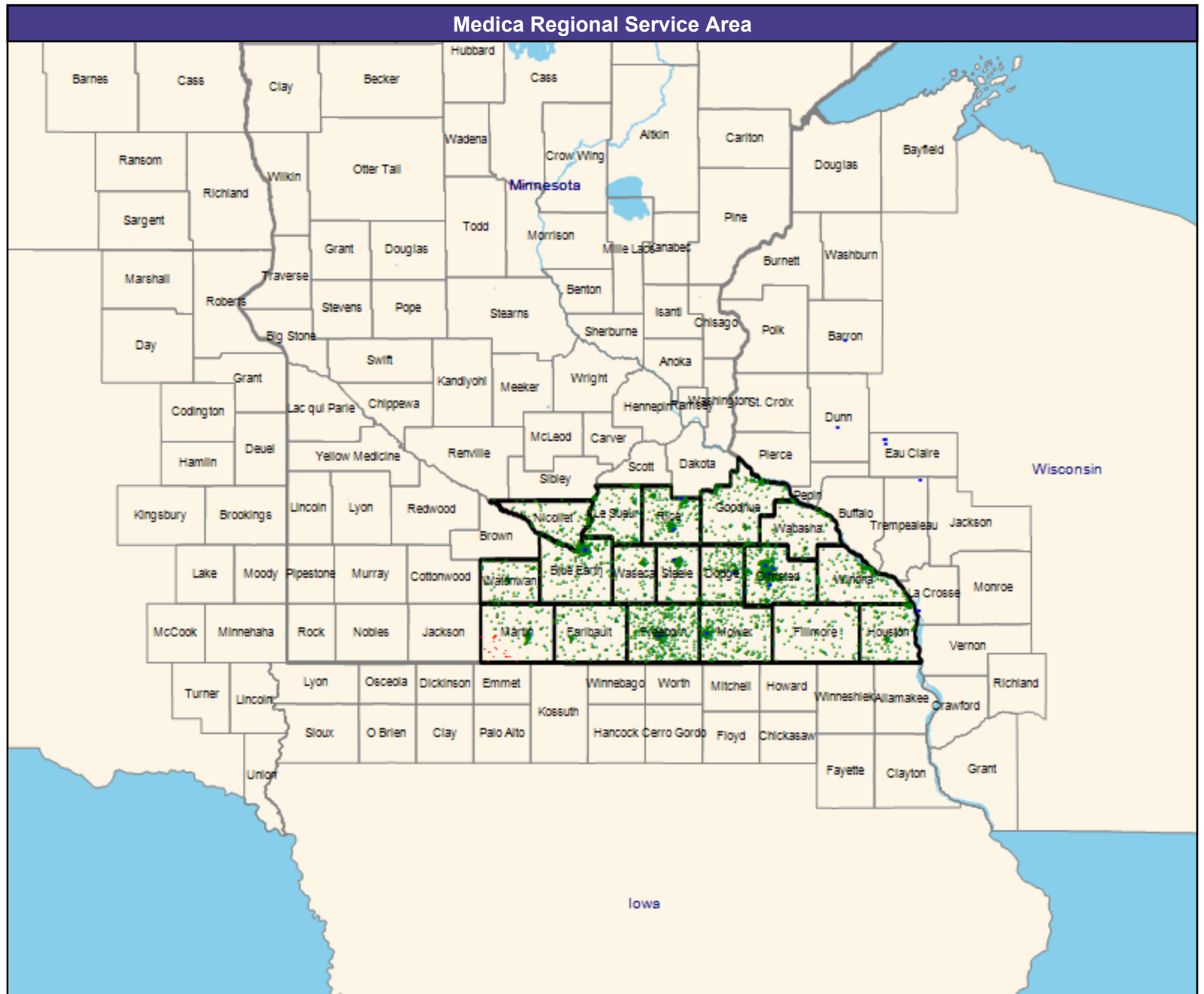

● Without access (33)

The Access Standard is defined as (National Proxy Census (Medica CompleteHealth MNN004)) beneficiaries accessing:

1 (Medica CompleteHealth MNN004 Oncology Radiation (Medica Regional Service Area)) provider in 60 miles or 60 minutes

Service Areas

□ Medica CompleteHealth MNN004



Access Detail By County

July 2, 2024

Created by...
Medica

Access Analysis
Oncology Radiation
Beneficiary / Provider Groups
National Proxy Census (Medica CompleteHealth MNN004)
Medica CompleteHealth MNN004
Oncology Radiation (Medica Regional Service Area)

All Beneficiaries										
State Name	County	Beneficiary	Provider	Counts	With Access		Without Access		Average Distance	Average Time
		#	Standard	#	#	%	#	%	1	1
Minnesota	Blue Earth	347	1 in 60 miles or 60 mins	114	347	100.0	0	0.0	7.8	8.5
	Dodge	218	1 in 60 miles or 60 mins	51	218	100.0	0	0.0	7.2	7.9
	Faribault	151	1 in 60 miles or 60 mins	0	151	100.0	0	0.0	30.4	33.1
	Fillmore	112	1 in 60 miles or 60 mins	0	112	100.0	0	0.0	30.4	33.1
	Freeborn	668	1 in 60 miles or 60 mins	66	668	100.0	0	0.0	7.5	8.2
	Goodhue	227	1 in 60 miles or 60 mins	0	227	100.0	0	0.0	23.6	25.9
	Houston	192	1 in 60 miles or 60 mins	0	192	100.0	0	0.0	18.2	19.8
	Le Sueur	145	1 in 60 miles or 60 mins	0	145	100.0	0	0.0	20.3	22.1
	Martin	200	1 in 60 miles or 60 mins	0	167	83.5	33	16.5	52.3	57.0
	Mower	458	1 in 60 miles or 60 mins	11	458	100.0	0	0.0	8.1	8.8
	Nicollet	161	1 in 60 miles or 60 mins	0	161	100.0	0	0.0	14.1	15.4
	Olmsted	706	1 in 60 miles or 60 mins	205	706	100.0	0	0.0	4.2	4.8
	Rice	308	1 in 60 miles or 60 mins	53	308	100.0	0	0.0	5.7	6.2
	Steele	191	1 in 60 miles or 60 mins	2	191	100.0	0	0.0	6.6	7.1
	Wabasha	104	1 in 60 miles or 60 mins	0	104	100.0	0	0.0	26.1	28.5
	Waseca	106	1 in 60 miles or 60 mins	0	106	100.0	0	0.0	16.9	18.4
	Watonwan	131	1 in 60 miles or 60 mins	0	131	100.0	0	0.0	37.8	41.2
	Winona	247	1 in 60 miles or 60 mins	0	247	100.0	0	0.0	29.4	32.0
	Grand Totals	4,672	1 in 60 miles or 60 mins	502	4,639	99.3	33	0.7	14.6	15.9

Ophthalmology/Medica CompleteHealth/MNN004

July 2, 2024

Created by...
Medica

Medica CompleteHealth MNN004
Ophthalmology

54 providers at 40 locations

■ All providers

Ophthalmology

Employee Group

National Proxy Census (Medica CompleteHealth MNN004)

Provider Group

Medica CompleteHealth MNN004
Ophthalmology (Medica Regional Service Area)

4,672 beneficiary locations

◆ With access (4,672)

● Without access (0)

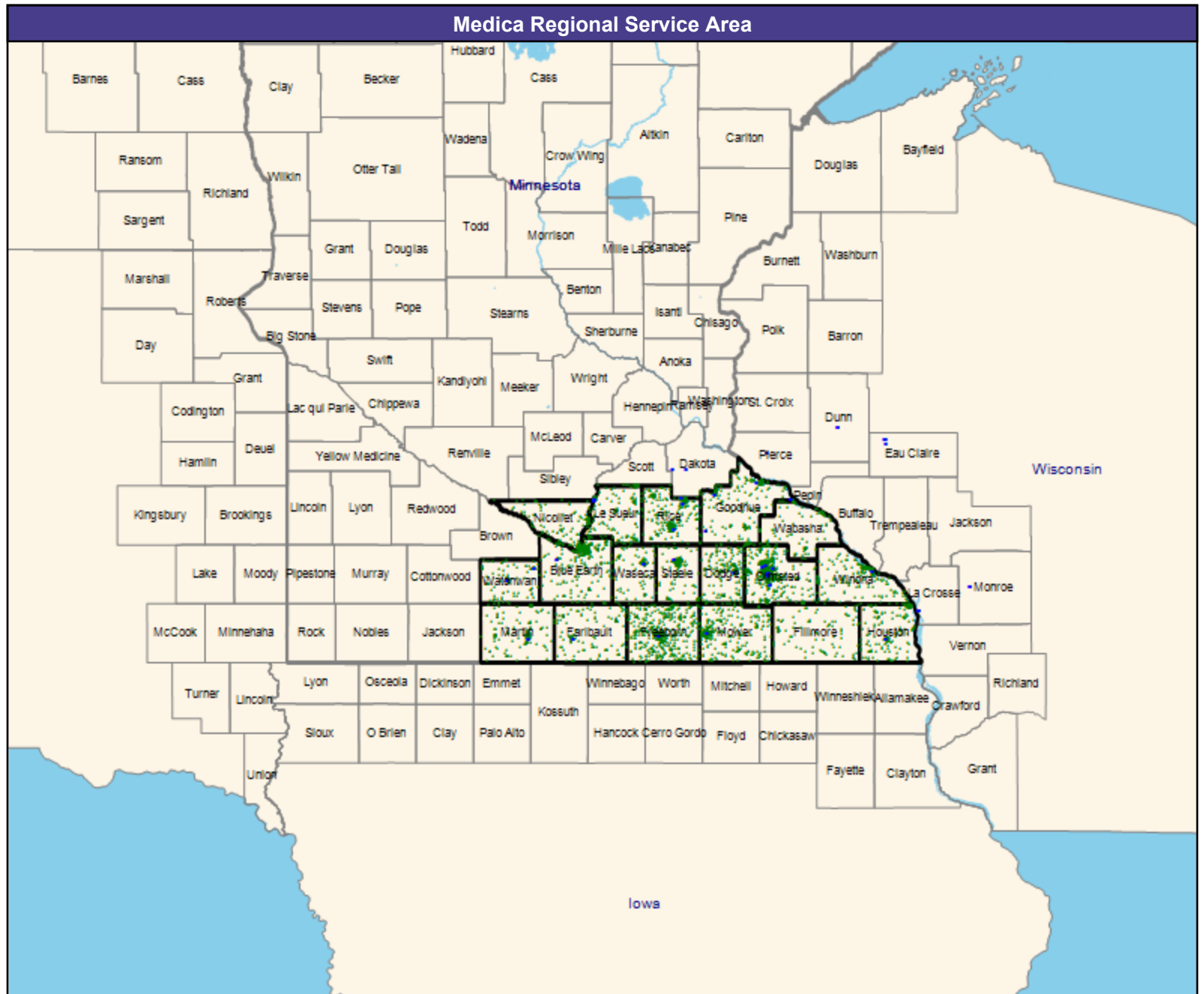
The Access Standard is defined as (National Proxy Census (Medica CompleteHealth MNN004)) beneficiaries accessing:

1 (Medica CompleteHealth MNN004 Ophthalmology (Medica Regional Service Area)) provider in 60 miles or 60 minutes

Service Areas

□ Medica CompleteHealth MNN004

58.96 miles



Access Detail By County

July 2, 2024

Created by...
Medica

Access Analysis
Ophthalmology
Beneficiary / Provider Groups
National Proxy Census (Medica CompleteHealth MNN004)
Medica CompleteHealth MNN004
Ophthalmology (Medica Regional Service Area)

All Beneficiaries										
State Name	County	Beneficiary	Provider	Counts	With Access		Without Access		Average Distance	Average Time
		#	Standard	#	#	%	#	%	1	1
Minnesota	Blue Earth	347	1 in 60 miles or 60 mins	1	347	100.0	0	0.0	14.2	15.5
	Dodge	218	1 in 60 miles or 60 mins	33	218	100.0	0	0.0	7.0	7.6
	Faribault	151	1 in 60 miles or 60 mins	1	151	100.0	0	0.0	13.1	14.2
	Fillmore	112	1 in 60 miles or 60 mins	0	112	100.0	0	0.0	24.0	26.1
	Freeborn	668	1 in 60 miles or 60 mins	8	668	100.0	0	0.0	7.5	8.2
	Goodhue	227	1 in 60 miles or 60 mins	10	227	100.0	0	0.0	7.1	7.8
	Houston	192	1 in 60 miles or 60 mins	1	192	100.0	0	0.0	7.6	8.2
	Le Sueur	145	1 in 60 miles or 60 mins	2	145	100.0	0	0.0	13.6	14.8
	Martin	200	1 in 60 miles or 60 mins	7	200	100.0	0	0.0	8.2	8.9
	Mower	458	1 in 60 miles or 60 mins	6	458	100.0	0	0.0	8.1	8.8
	Nicollet	161	1 in 60 miles or 60 mins	0	161	100.0	0	0.0	13.9	15.2
	Olmsted	706	1 in 60 miles or 60 mins	210	706	100.0	0	0.0	3.9	4.4
	Rice	308	1 in 60 miles or 60 mins	5	308	100.0	0	0.0	5.2	5.6
	Steele	191	1 in 60 miles or 60 mins	7	191	100.0	0	0.0	6.5	7.1
	Wabasha	104	1 in 60 miles or 60 mins	0	104	100.0	0	0.0	14.1	15.5
	Waseca	106	1 in 60 miles or 60 mins	2	106	100.0	0	0.0	7.4	8.0
	Watonwan	131	1 in 60 miles or 60 mins	2	131	100.0	0	0.0	5.6	6.0
	Winona	247	1 in 60 miles or 60 mins	1	247	100.0	0	0.0	9.2	10.0
	Grand Totals	4,672	1 in 60 miles or 60 mins	296	4,672	100.0	0	0.0	8.5	9.2

Orthopedic Surgery/Medica CompleteHealth/MNN004

July 2, 2024

Created by...
Medica

Medica CompleteHealth MNN004
Orthopedic Surgery

155 providers at 43 locations

■ All providers

Orthopedic Surgery

Employee Group

National Proxy Census (Medica CompleteHealth MNN004)

Provider Group

Medica CompleteHealth MNN004
Orthopedic Surgery (Medica Regional Service Area)

4,672 beneficiary locations

◆ With access (4,672)

● Without access (0)

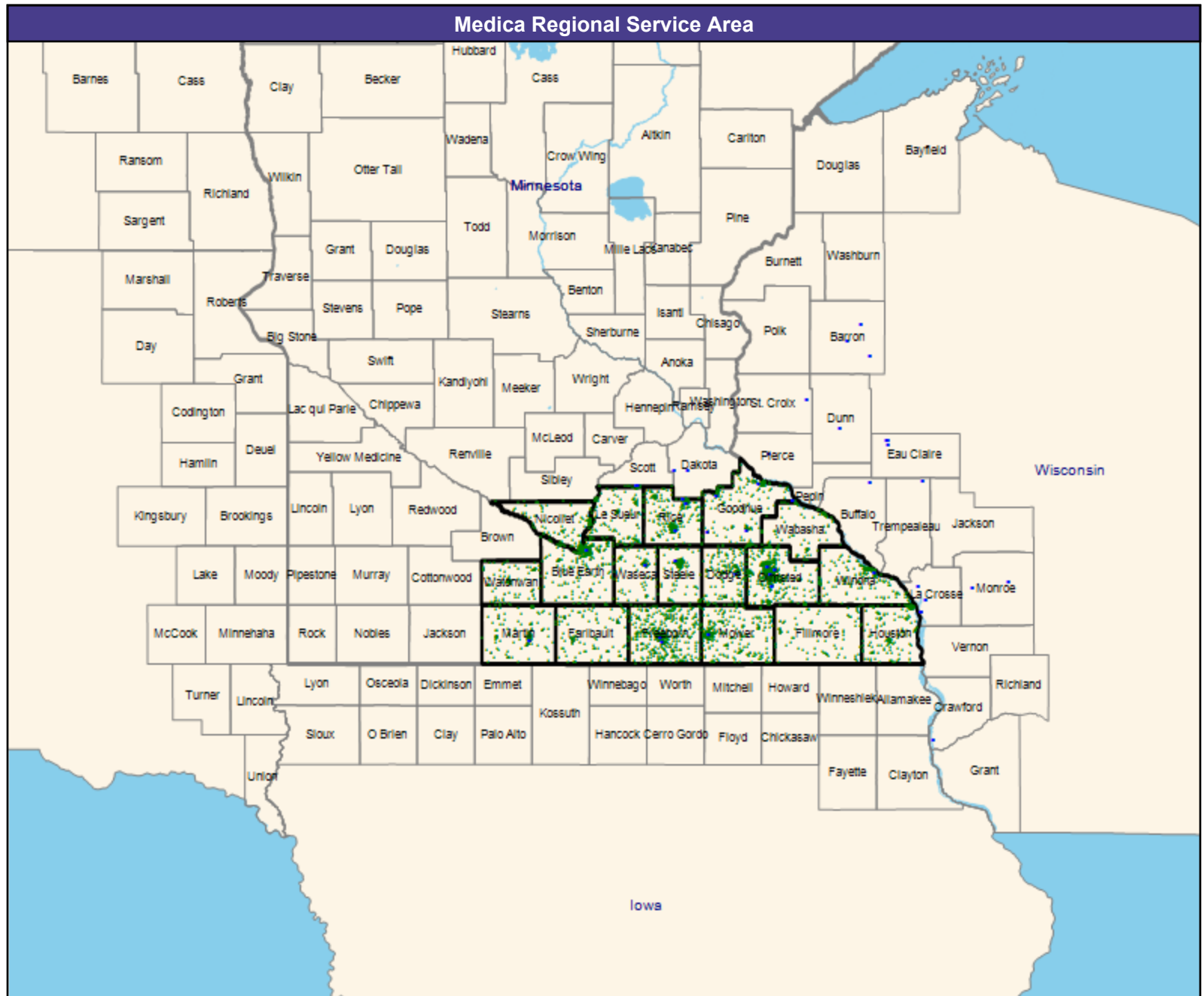
The Access Standard is defined as (National Proxy Census (Medica CompleteHealth MNN004)) beneficiaries accessing:

1 (Medica CompleteHealth MNN004 Orthopedic Surgery (Medica Regional Service Area)) provider in 60 miles or 60 minutes

Service Areas

□ Medica CompleteHealth MNN004

58.96 miles



Access Detail By County

July 2, 2024

Created by...
Medica

Access Analysis
Orthopedic Surgery
Beneficiary / Provider Groups
National Proxy Census (Medica CompleteHealth MNN004)
Medica CompleteHealth MNN004
Orthopedic Surgery (Medica Regional Service Area)

All Beneficiaries										
State Name	County	Beneficiary	Provider	Counts	With Access		Without Access		Average Distance	Average Time
		#	Standard	#	#	%	#	%	1	1
Minnesota	Blue Earth	347	1 in 60 miles or 60 mins	32	347	100.0	0	0.0	7.9	8.6
	Dodge	218	1 in 60 miles or 60 mins	73	218	100.0	0	0.0	6.9	7.5
	Faribault	151	1 in 60 miles or 60 mins	0	151	100.0	0	0.0	22.1	24.1
	Fillmore	112	1 in 60 miles or 60 mins	0	112	100.0	0	0.0	29.2	31.9
	Freeborn	668	1 in 60 miles or 60 mins	15	668	100.0	0	0.0	7.1	7.8
	Goodhue	227	1 in 60 miles or 60 mins	18	227	100.0	0	0.0	4.5	4.9
	Houston	192	1 in 60 miles or 60 mins	0	192	100.0	0	0.0	17.8	19.4
	Le Sueur	145	1 in 60 miles or 60 mins	0	145	100.0	0	0.0	12.6	13.7
	Martin	200	1 in 60 miles or 60 mins	10	200	100.0	0	0.0	8.9	9.6
	Mower	458	1 in 60 miles or 60 mins	12	458	100.0	0	0.0	8.1	8.8
	Nicollet	161	1 in 60 miles or 60 mins	0	161	100.0	0	0.0	14.1	15.4
	Olmsted	706	1 in 60 miles or 60 mins	294	706	100.0	0	0.0	4.2	4.7
	Rice	308	1 in 60 miles or 60 mins	13	308	100.0	0	0.0	4.8	5.2
	Steele	191	1 in 60 miles or 60 mins	7	191	100.0	0	0.0	6.5	7.1
	Wabasha	104	1 in 60 miles or 60 mins	0	104	100.0	0	0.0	13.7	14.9
	Waseca	106	1 in 60 miles or 60 mins	4	106	100.0	0	0.0	7.3	7.9
	Watonwan	131	1 in 60 miles or 60 mins	0	131	100.0	0	0.0	29.6	32.2
	Winona	247	1 in 60 miles or 60 mins	3	247	100.0	0	0.0	9.0	9.8
	Grand Totals	4,672	1 in 60 miles or 60 mins	481	4,672	100.0	0	0.0	9.3	10.2

Otolaryngology/Medica CompleteHealth/MNN004

July 2, 2024

Created by...
Medica

Medica CompleteHealth MNN004
Otolaryngology

41 providers at 30 locations

- All providers

Otolaryngology

Employee Group

National Proxy Census (Medica CompleteHealth MNN004)

Provider Group

Medica CompleteHealth MNN004
Otolaryngology (Medica Regional Service Area)

4,672 beneficiary locations

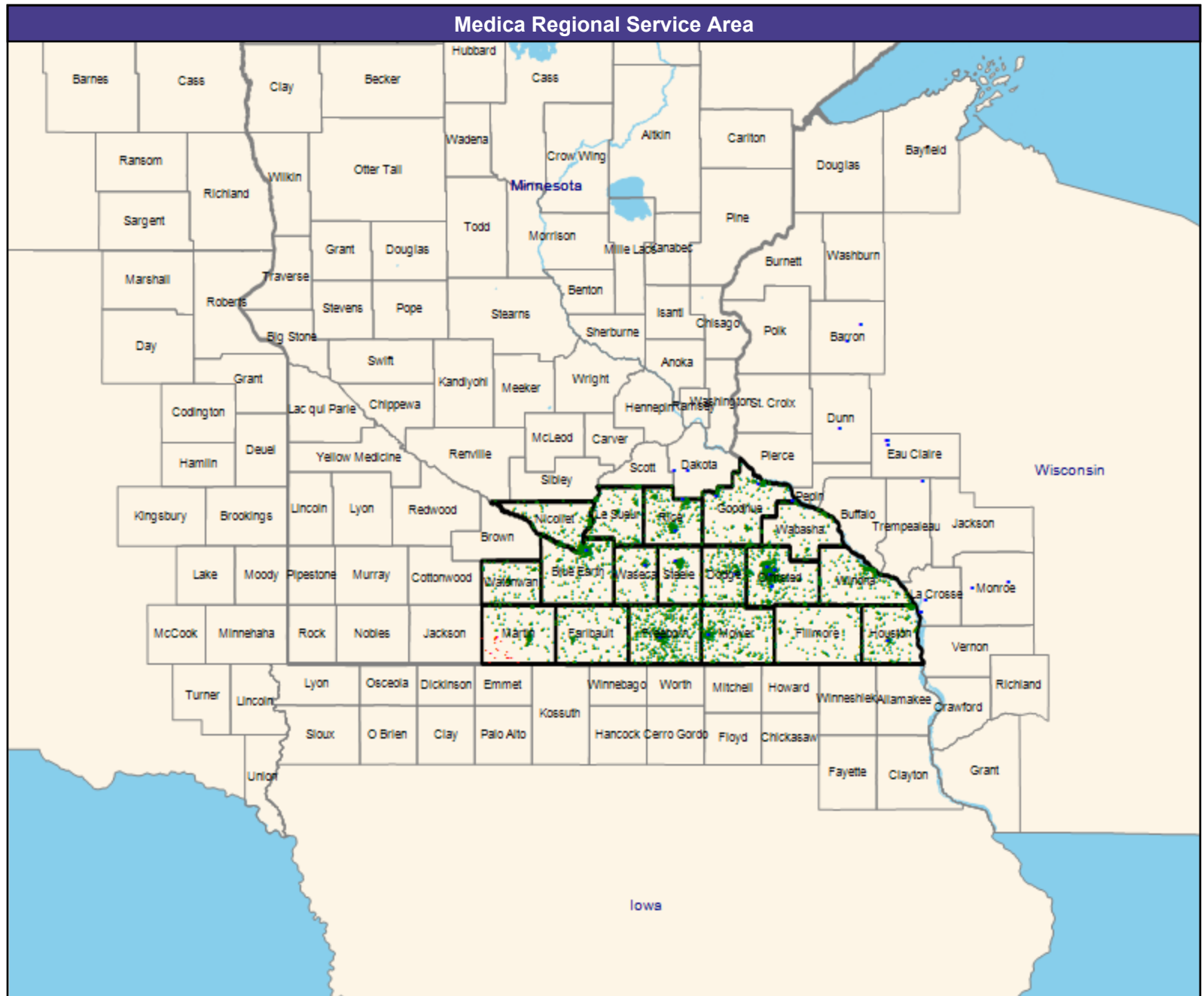

- ◆ With access (4,639)
- Without access (33)

The Access Standard is defined as (National Proxy Census (Medica CompleteHealth MNN004)) beneficiaries accessing:

1 (Medica CompleteHealth MNN004 Otolaryngology (Medica Regional Service Area)) provider in 60 miles or 60 minutes

Service Areas

- Medica CompleteHealth MNN004



Access Detail By County

July 2, 2024

Created by...
Medica

Access Analysis
Otolaryngology
Beneficiary / Provider Groups
National Proxy Census (Medica CompleteHealth MNN004)
Medica CompleteHealth MNN004 Otolaryngology (Medica Regional Service Area)

All Beneficiaries										
State Name	County	Beneficiary	Provider	Counts	With Access		Without Access		Average Distance	Average Time
		#	Standard	#	#	%	#	%	1	1
Minnesota	Blue Earth	347	1 in 60 miles or 60 mins	18	347	100.0	0	0.0	8.0	8.7
	Dodge	218	1 in 60 miles or 60 mins	24	218	100.0	0	0.0	7.2	7.9
	Faribault	151	1 in 60 miles or 60 mins	0	151	100.0	0	0.0	30.5	33.2
	Fillmore	112	1 in 60 miles or 60 mins	0	112	100.0	0	0.0	24.2	26.3
	Freeborn	668	1 in 60 miles or 60 mins	8	668	100.0	0	0.0	7.5	8.2
	Goodhue	227	1 in 60 miles or 60 mins	3	227	100.0	0	0.0	8.7	9.5
	Houston	192	1 in 60 miles or 60 mins	1	192	100.0	0	0.0	7.7	8.4
	Le Sueur	145	1 in 60 miles or 60 mins	0	145	100.0	0	0.0	19.4	21.2
	Martin	200	1 in 60 miles or 60 mins	0	167	83.5	33	16.5	52.5	57.2
	Mower	458	1 in 60 miles or 60 mins	8	458	100.0	0	0.0	8.1	8.8
	Nicollet	161	1 in 60 miles or 60 mins	0	161	100.0	0	0.0	14.1	15.4
	Olmsted	706	1 in 60 miles or 60 mins	101	706	100.0	0	0.0	4.2	4.8
	Rice	308	1 in 60 miles or 60 mins	1	308	100.0	0	0.0	5.7	6.2
	Steele	191	1 in 60 miles or 60 mins	2	191	100.0	0	0.0	6.5	7.1
	Wabasha	104	1 in 60 miles or 60 mins	0	104	100.0	0	0.0	14.2	15.6
	Waseca	106	1 in 60 miles or 60 mins	2	106	100.0	0	0.0	7.3	7.9
	Watonwan	131	1 in 60 miles or 60 mins	0	131	100.0	0	0.0	38.0	41.4
Winona	247	1 in 60 miles or 60 mins	0	247	100.0	0	0.0	27.2	29.6	
Grand Totals		4,672	1 in 60 miles or 60 mins	168	4,639	99.3	33	0.7	12.7	13.9

Outpatient Infusion/Chemotherapy/Medica CompleteHealth/MNN004

July 2, 2024

Created by...
Medica

Medica CompleteHealth MNN004
Outpatient Infusion/Chemotherapy

19 providers at 28 locations

■ All providers

Outpatient Infusion/Chemotherapy

Employee Group

National Proxy Census (Medica CompleteHealth MNN004)

Provider Group

Medica CompleteHealth MNN004
Outpatient Infusion/Chemotherapy
(Medica Regional Service Area)

4,672 beneficiary locations

◆ With access (4,672)

● Without access (0)

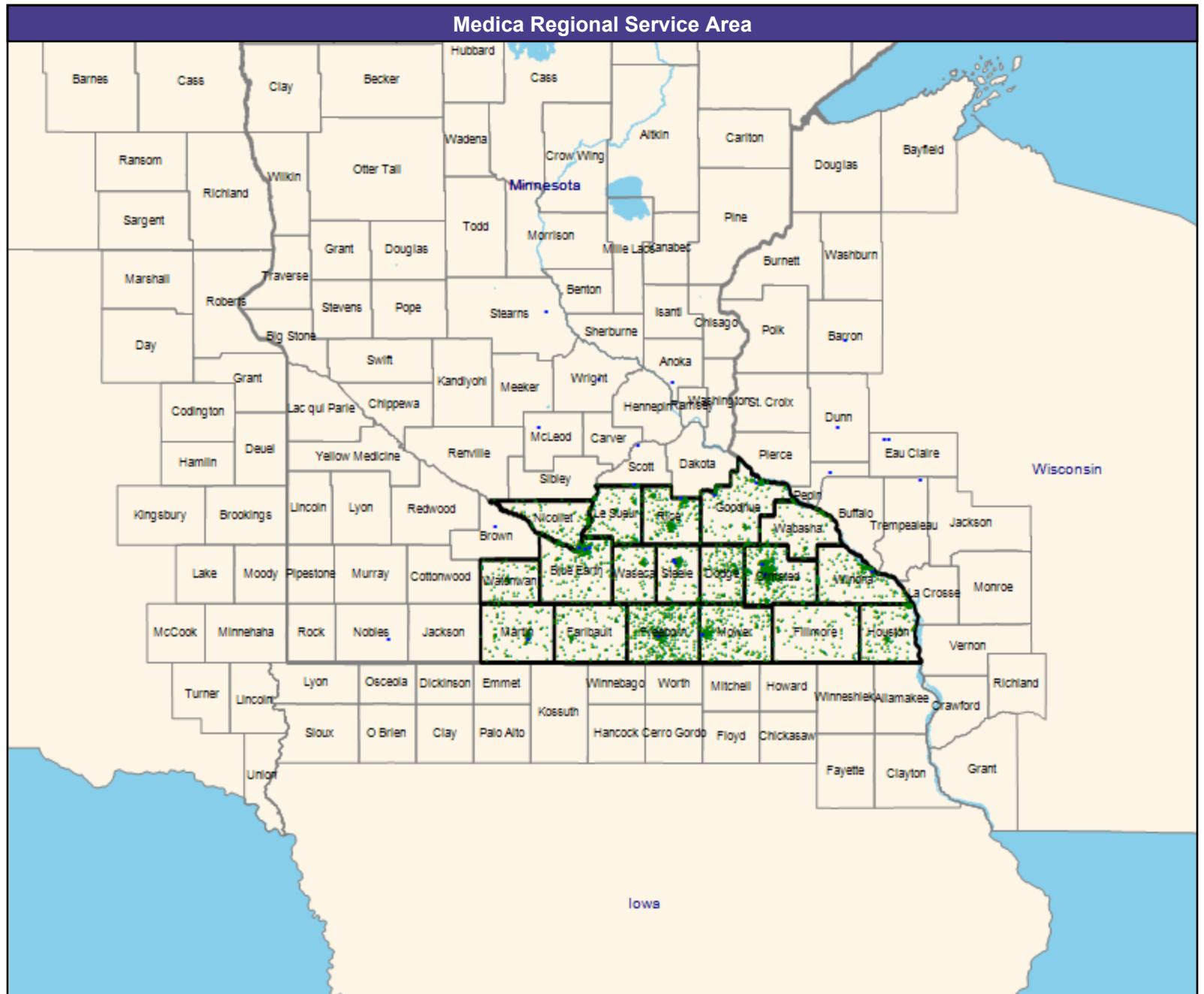
The Access Standard is defined as
(National Proxy Census (Medica CompleteHealth MNN004)) beneficiaries
accessing:

1 (Medica CompleteHealth MNN004
Outpatient Infusion/Chemotherapy
(Medica Regional Service Area))
provider in 60 miles or 60 minutes

Service Areas

□ Medica CompleteHealth MNN004

58.96 miles



Access Detail By County

July 2, 2024

Created by...
Medica

Access Analysis
Outpatient Infusion/Chemotherapy
Beneficiary / Provider Groups
National Proxy Census (Medica CompleteHealth MNN004)
Medica CompleteHealth MNN004
Outpatient Infusion/Chemotherapy (Medica Regional Service Area)

All Beneficiaries										
State Name	County	Beneficiary	Provider	Counts	With Access		Without Access		Average Distance	Average Time
		#	Standard	#	#	%	#	%	1	1
Minnesota	Blue Earth	347	1 in 60 miles or 60 mins	2	347	100.0	0	0.0	7.1	7.7
	Dodge	218	1 in 60 miles or 60 mins	0	218	100.0	0	0.0	15.8	17.6
	Faribault	151	1 in 60 miles or 60 mins	0	151	100.0	0	0.0	22.2	24.2
	Fillmore	112	1 in 60 miles or 60 mins	0	112	100.0	0	0.0	32.2	35.1
	Freeborn	668	1 in 60 miles or 60 mins	1	668	100.0	0	0.0	7.4	8.0
	Goodhue	227	1 in 60 miles or 60 mins	2	227	100.0	0	0.0	9.5	10.5
	Houston	192	1 in 60 miles or 60 mins	0	192	100.0	0	0.0	29.2	31.8
	Le Sueur	145	1 in 60 miles or 60 mins	0	145	100.0	0	0.0	12.7	13.8
	Martin	200	1 in 60 miles or 60 mins	1	200	100.0	0	0.0	8.9	9.6
	Mower	458	1 in 60 miles or 60 mins	1	458	100.0	0	0.0	9.4	10.2
	Nicollet	161	1 in 60 miles or 60 mins	1	161	100.0	0	0.0	10.0	10.9
	Olmsted	706	1 in 60 miles or 60 mins	2	706	100.0	0	0.0	5.6	6.2
	Rice	308	1 in 60 miles or 60 mins	0	308	100.0	0	0.0	10.4	11.3
	Steele	191	1 in 60 miles or 60 mins	2	191	100.0	0	0.0	5.5	5.9
	Wabasha	104	1 in 60 miles or 60 mins	0	104	100.0	0	0.0	19.9	22.6
	Waseca	106	1 in 60 miles or 60 mins	0	106	100.0	0	0.0	16.4	17.9
	Watonwan	131	1 in 60 miles or 60 mins	0	131	100.0	0	0.0	23.6	25.7
	Winona	247	1 in 60 miles or 60 mins	1	247	100.0	0	0.0	10.0	10.9
	Grand Totals	4,672	1 in 60 miles or 60 mins	13	4,672	100.0	0	0.0	11.3	12.3

Pediatric Specialty/Medica CompleteHealth/MNN004

July 2, 2024

Created by...
Medica

Medica CompleteHealth MNN004
Pediatric Specialty Providers

174 providers at 44 locations

- All providers

Pediatric Specialty Providers

Employee Group

National Proxy Census (Medica CompleteHealth MNN004)

Provider Group

Medica CompleteHealth MNN004
Pediatric Specialty Providers (Medica Regional Service Area)

4,672 beneficiary locations

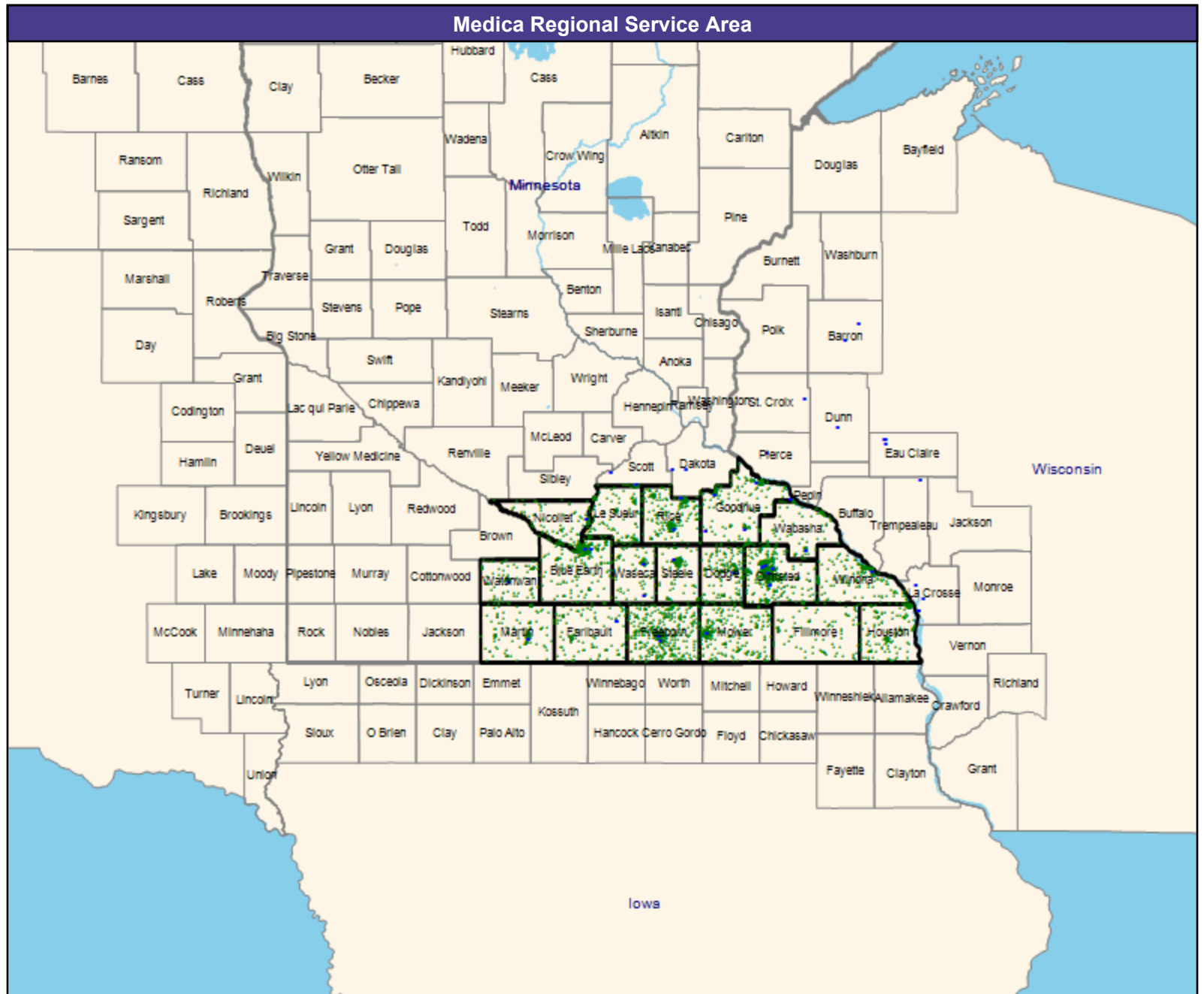

- ◆ With access (4,672)
- Without access (0)

The Access Standard is defined as (National Proxy Census (Medica CompleteHealth MNN004)) beneficiaries accessing:

1 (Medica CompleteHealth MNN004 Pediatric Specialty Providers (Medica Regional Service Area)) provider in 60 miles or 60 minutes

Service Areas

- Medica CompleteHealth MNN004



Access Detail By County

July 2, 2024

Created by...
Medica

Access Analysis
Pediatric Specialty Providers
Beneficiary / Provider Groups
National Proxy Census (Medica CompleteHealth MNN004)
Medica CompleteHealth MNN004
Pediatric Specialty Providers
(Medica Regional Service Area)

All Beneficiaries										
State Name	County	Beneficiary	Provider	Counts	With Access		Without Access		Average Distance	Average Time
		#	Standard	#	#	%	#	%	1	1
Minnesota	Blue Earth	347	1 in 60 miles or 60 mins	55	347	100.0	0	0.0	7.3	7.9
	Dodge	218	1 in 60 miles or 60 mins	185	218	100.0	0	0.0	6.9	7.5
	Faribault	151	1 in 60 miles or 60 mins	1	151	100.0	0	0.0	14.8	16.1
	Fillmore	112	1 in 60 miles or 60 mins	0	112	100.0	0	0.0	29.2	31.8
	Freeborn	668	1 in 60 miles or 60 mins	16	668	100.0	0	0.0	6.4	7.0
	Goodhue	227	1 in 60 miles or 60 mins	34	227	100.0	0	0.0	4.5	4.9
	Houston	192	1 in 60 miles or 60 mins	0	192	100.0	0	0.0	17.8	19.4
	Le Sueur	145	1 in 60 miles or 60 mins	0	145	100.0	0	0.0	9.8	10.6
	Martin	200	1 in 60 miles or 60 mins	1	200	100.0	0	0.0	8.2	8.9
	Mower	458	1 in 60 miles or 60 mins	21	458	100.0	0	0.0	8.1	8.8
	Nicollet	161	1 in 60 miles or 60 mins	3	161	100.0	0	0.0	8.5	9.3
	Olmsted	706	1 in 60 miles or 60 mins	740	706	100.0	0	0.0	4.0	4.5
	Rice	308	1 in 60 miles or 60 mins	11	308	100.0	0	0.0	5.3	5.7
	Steele	191	1 in 60 miles or 60 mins	14	191	100.0	0	0.0	6.0	6.5
	Wabasha	104	1 in 60 miles or 60 mins	1	104	100.0	0	0.0	9.1	9.9
	Waseca	106	1 in 60 miles or 60 mins	2	106	100.0	0	0.0	5.2	5.6
	Watonwan	131	1 in 60 miles or 60 mins	3	131	100.0	0	0.0	8.7	9.5
	Winona	247	1 in 60 miles or 60 mins	2	247	100.0	0	0.0	8.3	9.1
	Grand Totals	4,672	1 in 60 miles or 60 mins	1,089	4,672	100.0	0	0.0	7.9	8.6

Physical Therapy, Occupational Therapy, and/or Speech Therapy Services/Medica CompleteHealth/MN

July 2, 2024

Created by...
Medica

Medica CompleteHealth MNN004
Physical Medicine and Rehabilitation and
Occupational Medicine

76 providers at 36 locations
■ All providers

Physical Medicine and Rehabilitation and
Occupational Medicine

Employee Group
National Proxy Census (Medica
CompleteHealth MNN004)

Provider Group
Medica CompleteHealth MNN004
Physical Medicine and Rehabilitation
and Occupational Medicine (Medica
Regional Service Area)

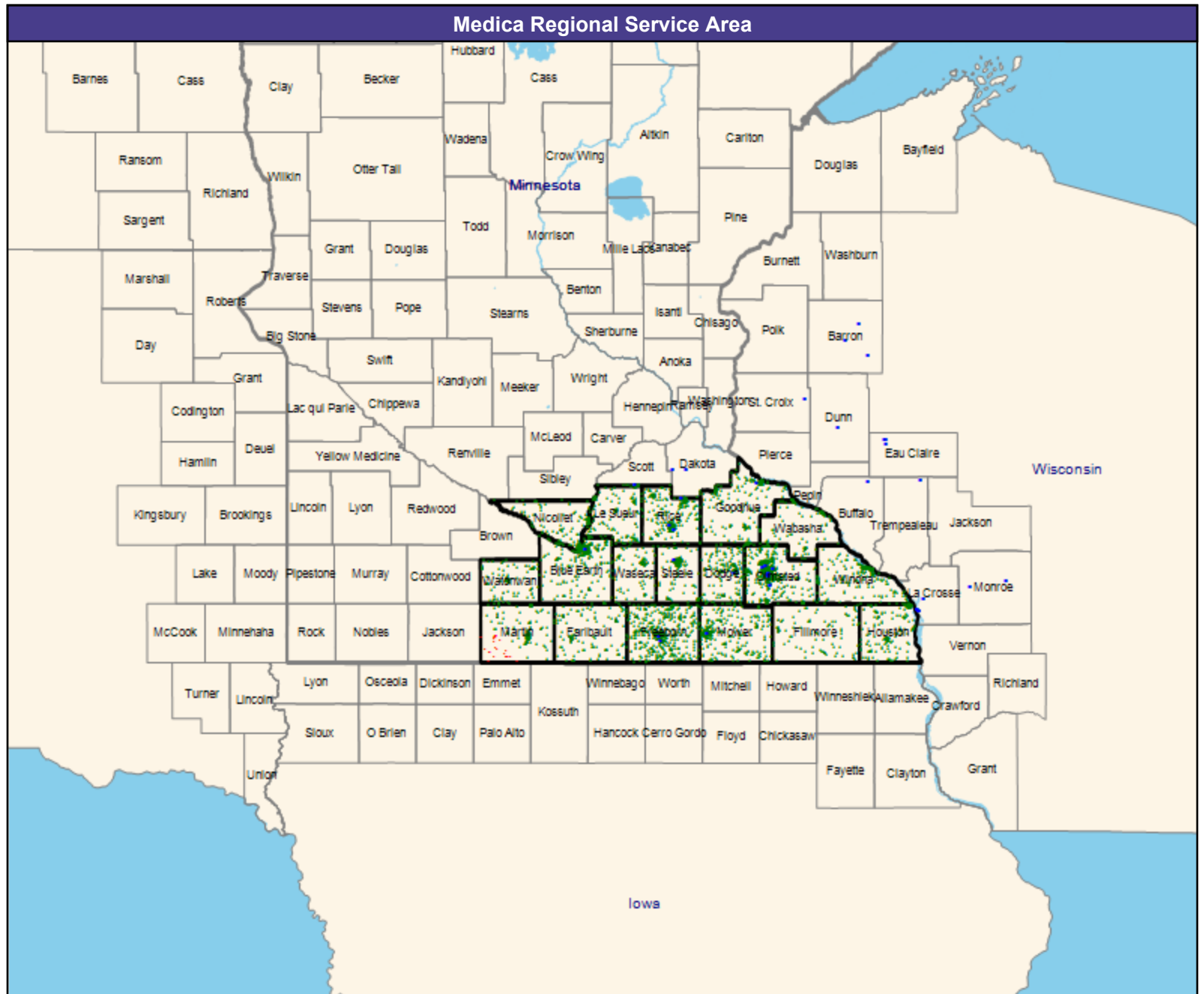
4,672 beneficiary locations
◆ With access (4,639)
● Without access (33)

The Access Standard is defined as
(National Proxy Census (Medica
CompleteHealth MNN004)) beneficiaries
accessing:

1 (Medica CompleteHealth MNN004
Physical Medicine and Rehabilitation
and Occupational Medicine (Medica
Regional Service Area)) provider in 60
miles or 60 minutes

Service Areas
□ Medica CompleteHealth MNN004

58.96 miles



Access Detail By County

July 2, 2024

Created by...
Medica

Access Analysis
Physical Medicine and Rehabilitation
and Occupational Medicine

Beneficiary / Provider Groups
National Proxy Census (Medica
CompleteHealth MNN004)
Medica CompleteHealth MNN004
Physical Medicine and
Rehabilitation and Occupational
Medicine (Medica Regional Service
Area)

All Beneficiaries										
State Name	County	Beneficiary	Provider	Counts	With Access		Without Access		Average Distance	Average Time
		#	Standard	#	#	%	#	%	1	1
Minnesota	Blue Earth	347	1 in 60 miles or 60 mins	9	347	100.0	0	0.0	8.0	8.7
	Dodge	218	1 in 60 miles or 60 mins	66	218	100.0	0	0.0	7.2	7.9
	Faribault	151	1 in 60 miles or 60 mins	0	151	100.0	0	0.0	30.4	33.1
	Fillmore	112	1 in 60 miles or 60 mins	0	112	100.0	0	0.0	30.3	33.0
	Freeborn	668	1 in 60 miles or 60 mins	8	668	100.0	0	0.0	7.1	7.8
	Goodhue	227	1 in 60 miles or 60 mins	6	227	100.0	0	0.0	11.9	13.0
	Houston	192	1 in 60 miles or 60 mins	0	192	100.0	0	0.0	17.9	19.5
	Le Sueur	145	1 in 60 miles or 60 mins	0	145	100.0	0	0.0	13.3	14.4
	Martin	200	1 in 60 miles or 60 mins	0	167	83.5	33	16.5	52.5	57.2
	Mower	458	1 in 60 miles or 60 mins	7	458	100.0	0	0.0	8.1	8.8
	Nicollet	161	1 in 60 miles or 60 mins	0	161	100.0	0	0.0	14.1	15.4
	Olmsted	706	1 in 60 miles or 60 mins	338	706	100.0	0	0.0	3.9	4.4
	Rice	308	1 in 60 miles or 60 mins	7	308	100.0	0	0.0	5.1	5.5
	Steele	191	1 in 60 miles or 60 mins	4	191	100.0	0	0.0	6.6	7.1
	Wabasha	104	1 in 60 miles or 60 mins	0	104	100.0	0	0.0	22.2	24.3
	Waseca	106	1 in 60 miles or 60 mins	0	106	100.0	0	0.0	16.9	18.4
	Watonwan	131	1 in 60 miles or 60 mins	0	131	100.0	0	0.0	38.0	41.4
	Winona	247	1 in 60 miles or 60 mins	0	247	100.0	0	0.0	27.2	29.6
	Grand Totals	4,672	1 in 60 miles or 60 mins	445	4,639	99.3	33	0.7	13.5	14.7

Physical Medicine and Rehabilitation and Occupational Medicine/Medica CompleteHealth/MNN004

July 2, 2024

Created by...
Medica

Medica CompleteHealth MNN004
Physical, Occupational, and Speech

610 providers at 45 locations

■ All providers

Physical, Occupational, and Speech

Employee Group

National Proxy Census (Medica CompleteHealth MNN004)

Provider Group

Medica CompleteHealth MNN004
Physical, Occupational, and Speech
(Medica Regional Service Area)

4,672 beneficiary locations

◆ With access (4,672)

● Without access (0)

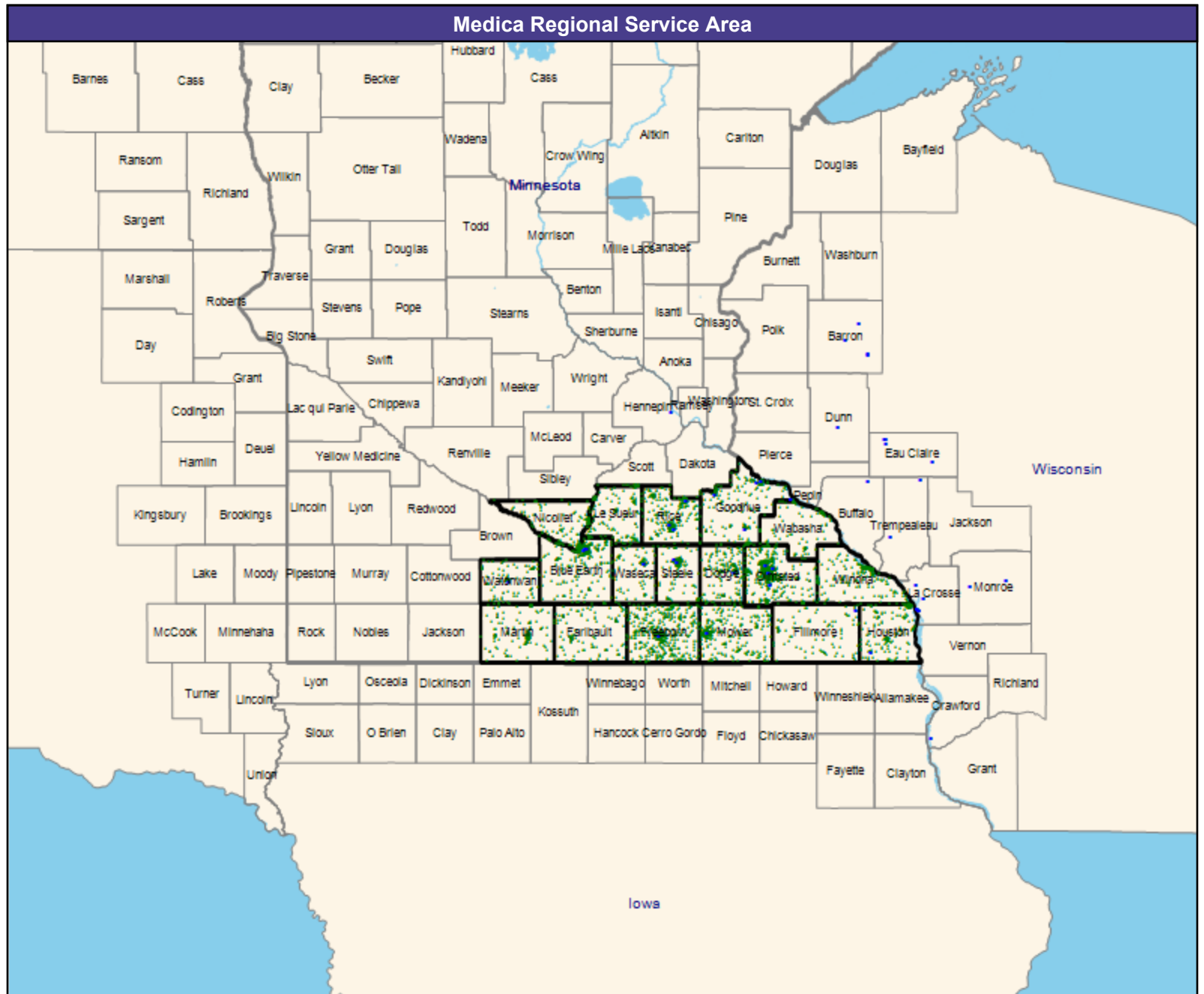
The Access Standard is defined as
(National Proxy Census (Medica CompleteHealth MNN004)) beneficiaries
accessing:

1 (Medica CompleteHealth MNN004
Physical, Occupational, and Speech
(Medica Regional Service Area))
provider in 60 miles or 60 minutes

Service Areas

☐ Medica CompleteHealth MNN004

58.96 miles



Access Detail By County

July 2, 2024

Created by...
Medica

Access Analysis
Physical, Occupational, and Speech
Beneficiary / Provider Groups
National Proxy Census (Medica CompleteHealth MNN004)
Medica CompleteHealth MNN004
Physical, Occupational, and Speech (Medica Regional Service Area)

All Beneficiaries										
State Name	County	Beneficiary	Provider	Counts	With Access		Without Access		Average Distance	Average Time
		#	Standard	#	#	%	#	%	1	1
Minnesota	Blue Earth	347	1 in 60 miles or 60 mins	114	347	100.0	0	0.0	7.2	7.9
	Dodge	218	1 in 60 miles or 60 mins	375	218	100.0	0	0.0	7.2	7.8
	Faribault	151	1 in 60 miles or 60 mins	0	151	100.0	0	0.0	30.2	32.9
	Fillmore	112	1 in 60 miles or 60 mins	5	112	100.0	0	0.0	17.8	19.4
	Freeborn	668	1 in 60 miles or 60 mins	2	668	100.0	0	0.0	7.5	8.1
	Goodhue	227	1 in 60 miles or 60 mins	37	227	100.0	0	0.0	5.1	5.5
	Houston	192	1 in 60 miles or 60 mins	2	192	100.0	0	0.0	8.7	9.5
	Le Sueur	145	1 in 60 miles or 60 mins	0	145	100.0	0	0.0	19.6	21.3
	Martin	200	1 in 60 miles or 60 mins	0	200	100.0	0	0.0	25.4	27.7
	Mower	458	1 in 60 miles or 60 mins	2	458	100.0	0	0.0	8.1	8.8
	Nicollet	161	1 in 60 miles or 60 mins	0	161	100.0	0	0.0	13.2	14.4
	Olmsted	706	1 in 60 miles or 60 mins	1,496	706	100.0	0	0.0	4.2	4.7
	Rice	308	1 in 60 miles or 60 mins	10	308	100.0	0	0.0	5.1	5.6
	Steele	191	1 in 60 miles or 60 mins	10	191	100.0	0	0.0	5.2	5.7
	Wabasha	104	1 in 60 miles or 60 mins	0	104	100.0	0	0.0	13.6	14.9
	Waseca	106	1 in 60 miles or 60 mins	1	106	100.0	0	0.0	7.3	7.9
	Watonwan	131	1 in 60 miles or 60 mins	2	131	100.0	0	0.0	8.7	9.5
Winona	247	1 in 60 miles or 60 mins	0	247	100.0	0	0.0	18.1	19.7	
Grand Totals		4,672	1 in 60 miles or 60 mins	2,056	4,672	100.0	0	0.0	9.7	10.6

Podiatry/Medica CompleteHealth/MNN004

July 2, 2024

Created by...
Medica

Medica CompleteHealth MNN004
Podiatry

19 providers at 26 locations

- All providers

Podiatry

Employee Group

National Proxy Census (Medica CompleteHealth MNN004)

Provider Group

Medica CompleteHealth MNN004
Podiatry (Medica Regional Service Area)

4,672 beneficiary locations

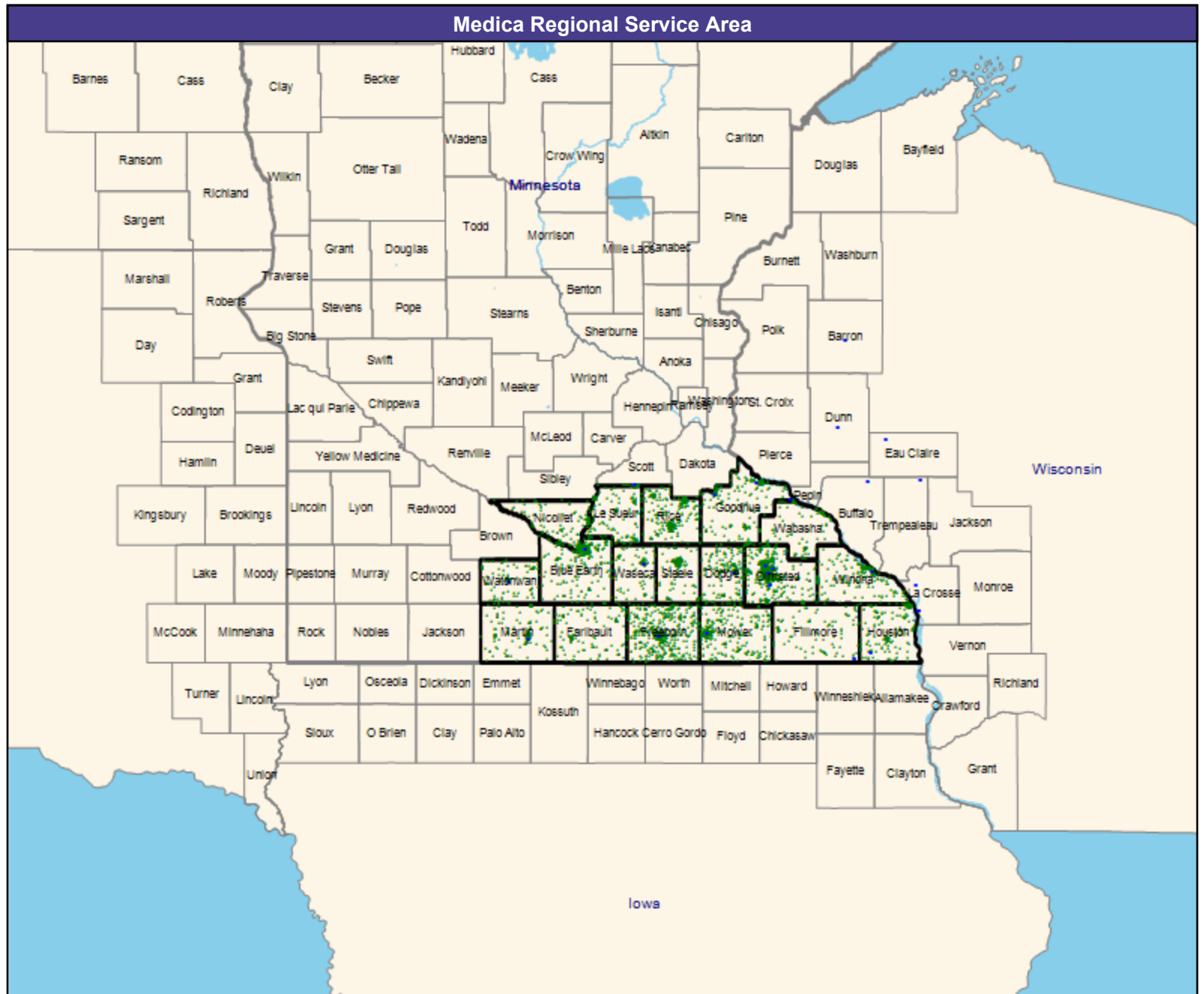

- ◆ With access (4,672)
- Without access (0)

The Access Standard is defined as (National Proxy Census (Medica CompleteHealth MNN004)) beneficiaries accessing:

1 (Medica CompleteHealth MNN004 Podiatry (Medica Regional Service Area)) provider in 60 miles or 60 minutes

Service Areas

- Medica CompleteHealth MNN004



Access Detail By County

July 2, 2024

Created by...
Medica

Access Analysis
Podiatry
Beneficiary / Provider Groups
National Proxy Census (Medica CompleteHealth MNN004)
Medica CompleteHealth MNN004 Podiatry (Medica Regional Service Area)

All Beneficiaries										
State Name	County	Beneficiary	Provider	Counts	With Access		Without Access		Average Distance	Average Time
		#	Standard	#	#	%	#	%	1	1
Minnesota	Blue Earth	347	1 in 60 miles or 60 mins	4	347	100.0	0	0.0	7.8	8.4
	Dodge	218	1 in 60 miles or 60 mins	2	218	100.0	0	0.0	7.3	7.9
	Faribault	151	1 in 60 miles or 60 mins	0	151	100.0	0	0.0	22.2	24.2
	Fillmore	112	1 in 60 miles or 60 mins	1	112	100.0	0	0.0	19.1	20.8
	Freeborn	668	1 in 60 miles or 60 mins	2	668	100.0	0	0.0	7.5	8.2
	Goodhue	227	1 in 60 miles or 60 mins	7	227	100.0	0	0.0	8.9	9.7
	Houston	192	1 in 60 miles or 60 mins	1	192	100.0	0	0.0	9.8	10.7
	Le Sueur	145	1 in 60 miles or 60 mins	0	145	100.0	0	0.0	12.6	13.7
	Martin	200	1 in 60 miles or 60 mins	1	200	100.0	0	0.0	8.2	8.9
	Mower	458	1 in 60 miles or 60 mins	3	458	100.0	0	0.0	8.1	8.8
	Nicollet	161	1 in 60 miles or 60 mins	0	161	100.0	0	0.0	13.7	14.9
	Olmsted	706	1 in 60 miles or 60 mins	8	706	100.0	0	0.0	4.2	4.8
	Rice	308	1 in 60 miles or 60 mins	0	308	100.0	0	0.0	18.4	20.0
	Steele	191	1 in 60 miles or 60 mins	0	191	100.0	0	0.0	15.6	17.0
	Wabasha	104	1 in 60 miles or 60 mins	0	104	100.0	0	0.0	14.2	15.5
	Waseca	106	1 in 60 miles or 60 mins	1	106	100.0	0	0.0	7.3	7.9
	Watonwan	131	1 in 60 miles or 60 mins	1	131	100.0	0	0.0	8.7	9.5
Winona	247	1 in 60 miles or 60 mins	3	247	100.0	0	0.0	9.1	9.8	
Grand Totals		4,672	1 in 60 miles or 60 mins	34	4,672	100.0	0	0.0	9.7	10.6

Pulmonary Disease/Medica CompleteHealth/MNN004

July 2, 2024

Created by...
Medica

Medica CompleteHealth MNN004
Pulmonary Disease

97 providers at 34 locations

■ All providers

Pulmonary Disease

Employee Group

National Proxy Census (Medica CompleteHealth MNN004)

Provider Group

Medica CompleteHealth MNN004
Pulmonary Disease (Medica Regional Service Area)

4,672 beneficiary locations

◆ With access (4,672)

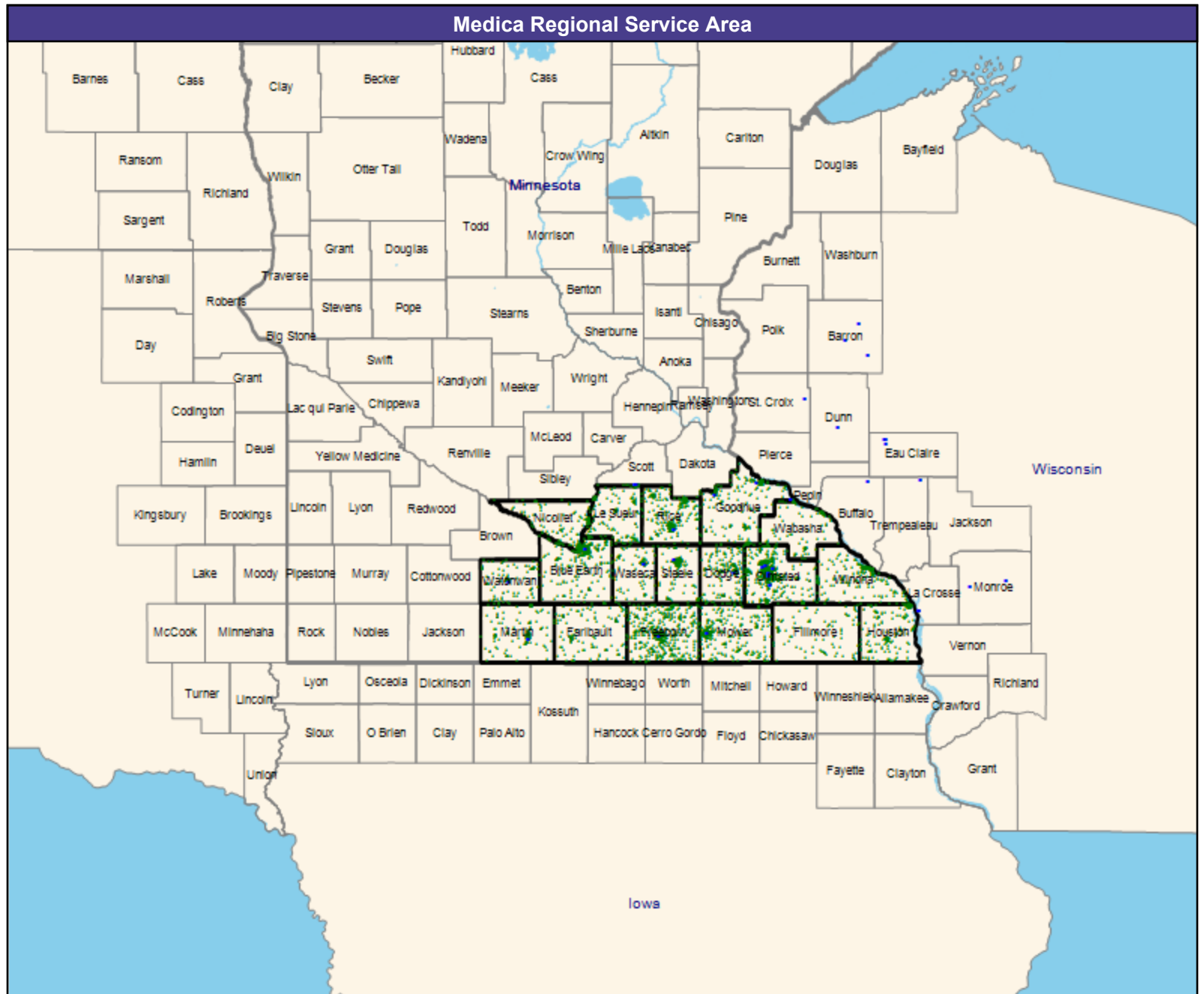

● Without access (0)

The Access Standard is defined as (National Proxy Census (Medica CompleteHealth MNN004)) beneficiaries accessing:

1 (Medica CompleteHealth MNN004 Pulmonary Disease (Medica Regional Service Area)) provider in 60 miles or 60 minutes

Service Areas

□ Medica CompleteHealth MNN004



Access Detail By County

July 2, 2024

Created by...
Medica

Access Analysis
Pulmonary Disease
Beneficiary / Provider Groups
National Proxy Census (Medica CompleteHealth MNN004)
Medica CompleteHealth MNN004
Pulmonary Disease (Medica Regional Service Area)

All Beneficiaries										
State Name	County	Beneficiary	Provider	Counts	With Access		Without Access		Average Distance	Average Time
		#	Standard	#	#	%	#	%	1	1
Minnesota	Blue Earth	347	1 in 60 miles or 60 mins	12	347	100.0	0	0.0	7.8	8.4
	Dodge	218	1 in 60 miles or 60 mins	69	218	100.0	0	0.0	7.2	7.9
	Faribault	151	1 in 60 miles or 60 mins	0	151	100.0	0	0.0	22.2	24.2
	Fillmore	112	1 in 60 miles or 60 mins	0	112	100.0	0	0.0	30.4	33.1
	Freeborn	668	1 in 60 miles or 60 mins	5	668	100.0	0	0.0	7.5	8.2
	Goodhue	227	1 in 60 miles or 60 mins	38	227	100.0	0	0.0	8.6	9.4
	Houston	192	1 in 60 miles or 60 mins	0	192	100.0	0	0.0	18.2	19.8
	Le Sueur	145	1 in 60 miles or 60 mins	0	145	100.0	0	0.0	12.6	13.7
	Martin	200	1 in 60 miles or 60 mins	4	200	100.0	0	0.0	8.2	8.9
	Mower	458	1 in 60 miles or 60 mins	5	458	100.0	0	0.0	8.1	8.8
	Nicollet	161	1 in 60 miles or 60 mins	0	161	100.0	0	0.0	13.7	14.9
	Olmsted	706	1 in 60 miles or 60 mins	284	706	100.0	0	0.0	4.0	4.5
	Rice	308	1 in 60 miles or 60 mins	13	308	100.0	0	0.0	8.3	9.0
	Steele	191	1 in 60 miles or 60 mins	14	191	100.0	0	0.0	6.5	7.1
	Wabasha	104	1 in 60 miles or 60 mins	0	104	100.0	0	0.0	14.2	15.6
	Waseca	106	1 in 60 miles or 60 mins	2	106	100.0	0	0.0	7.3	7.9
	Watonwan	131	1 in 60 miles or 60 mins	2	131	100.0	0	0.0	8.7	9.5
	Winona	247	1 in 60 miles or 60 mins	0	247	100.0	0	0.0	29.3	32.0
	Grand Totals	4,672	1 in 60 miles or 60 mins	448	4,672	100.0	0	0.0	10.3	11.2

Radiology and Nuclear Medicine/Medica CompleteHealth/MNN004

July 2, 2024

Created by...
Medica

Medica CompleteHealth MNN004
Radiology and Nuclear Medicine

440 providers at 46 locations

■ All providers

Radiology and Nuclear Medicine

Employee Group

National Proxy Census (Medica CompleteHealth MNN004)

Provider Group

Medica CompleteHealth MNN004
Radiology and Nuclear Medicine
(Medica Regional Service Area)

4,672 beneficiary locations

◆ With access (4,672)

● Without access (0)

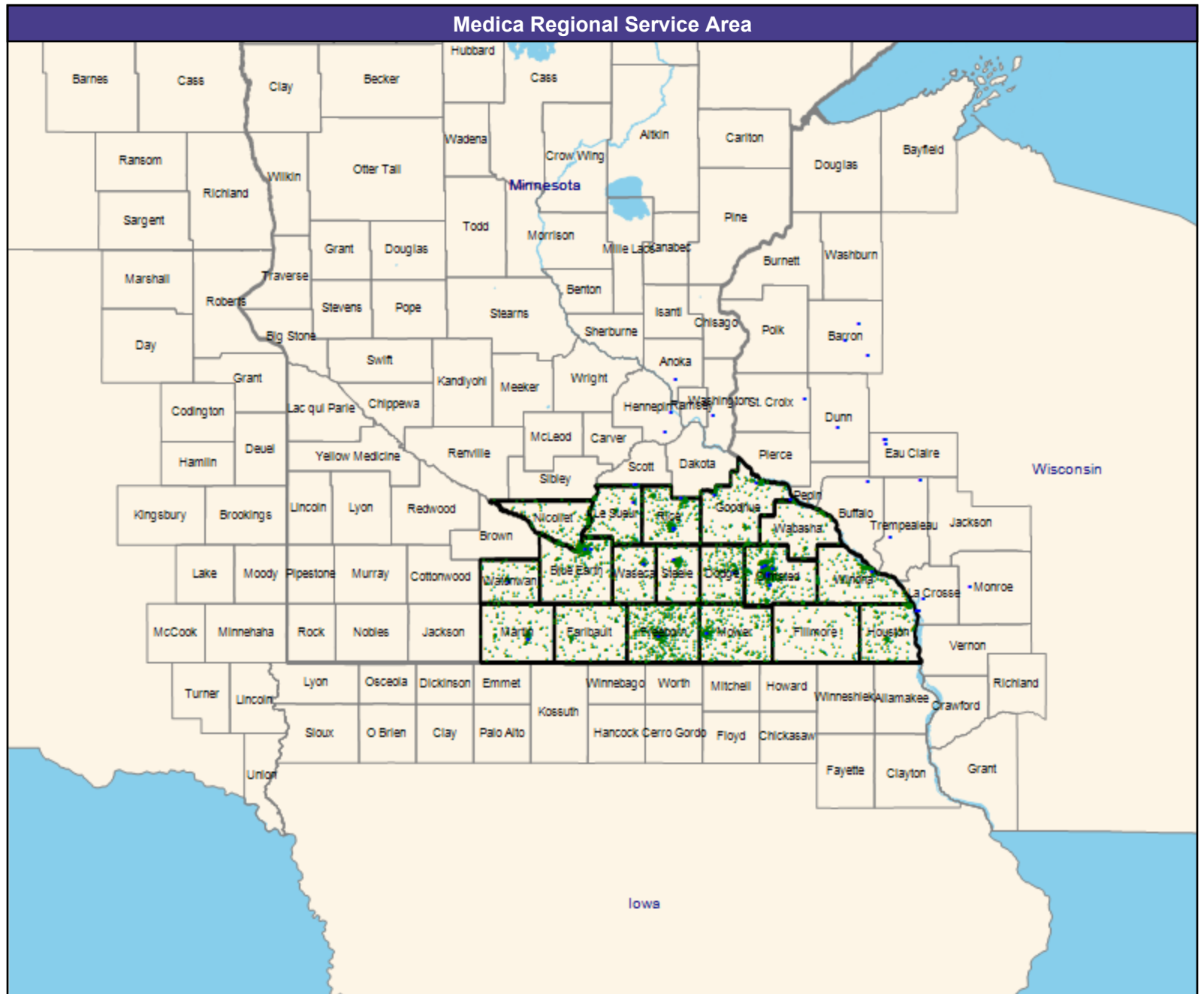
The Access Standard is defined as
(National Proxy Census (Medica CompleteHealth MNN004)) beneficiaries
accessing:

1 (Medica CompleteHealth MNN004
Radiology and Nuclear Medicine
(Medica Regional Service Area))
provider in 60 miles or 60 minutes

Service Areas

☐ Medica CompleteHealth MNN004

58.96 miles



Access Detail By County

July 2, 2024

Created by...
Medica

Access Analysis
Radiology and Nuclear Medicine
Beneficiary / Provider Groups
National Proxy Census (Medica CompleteHealth MNN004)
Medica CompleteHealth MNN004
Radiology and Nuclear Medicine (Medica Regional Service Area)

All Beneficiaries										
State Name	County	Beneficiary	Provider	Counts	With Access		Without Access		Average Distance	Average Time
		#	Standard	#	#	%	#	%	1	1
Minnesota	Blue Earth	347	1 in 60 miles or 60 mins	1,411	347	100.0	0	0.0	7.3	8.0
	Dodge	218	1 in 60 miles or 60 mins	687	218	100.0	0	0.0	7.2	7.9
	Faribault	151	1 in 60 miles or 60 mins	0	151	100.0	0	0.0	22.1	24.1
	Fillmore	112	1 in 60 miles or 60 mins	0	112	100.0	0	0.0	29.2	31.9
	Freeborn	668	1 in 60 miles or 60 mins	879	668	100.0	0	0.0	7.5	8.2
	Goodhue	227	1 in 60 miles or 60 mins	2,481	227	100.0	0	0.0	8.6	9.4
	Houston	192	1 in 60 miles or 60 mins	0	192	100.0	0	0.0	17.8	19.3
	Le Sueur	145	1 in 60 miles or 60 mins	3	145	100.0	0	0.0	9.6	10.4
	Martin	200	1 in 60 miles or 60 mins	850	200	100.0	0	0.0	8.2	8.9
	Mower	458	1 in 60 miles or 60 mins	936	458	100.0	0	0.0	8.1	8.8
	Nicollet	161	1 in 60 miles or 60 mins	0	161	100.0	0	0.0	13.7	14.9
	Olmsted	706	1 in 60 miles or 60 mins	3,463	706	100.0	0	0.0	3.9	4.4
	Rice	308	1 in 60 miles or 60 mins	777	308	100.0	0	0.0	5.2	5.6
	Steele	191	1 in 60 miles or 60 mins	825	191	100.0	0	0.0	6.5	7.1
	Wabasha	104	1 in 60 miles or 60 mins	0	104	100.0	0	0.0	14.1	15.5
	Waseca	106	1 in 60 miles or 60 mins	819	106	100.0	0	0.0	7.2	7.9
	Watonwan	131	1 in 60 miles or 60 mins	810	131	100.0	0	0.0	8.7	9.5
Winona	247	1 in 60 miles or 60 mins	39	247	100.0	0	0.0	9.1	9.9	
Grand Totals		4,672	1 in 60 miles or 60 mins	13,980	4,672	100.0	0	0.0	8.8	9.6

Reconstructive Surgery/Medica CompleteHealth/MNN004

July 2, 2024

Created by...
Medica

Medica CompleteHealth MNN004
Reconstructive Surgery

21 providers at 13 locations

- All providers

Reconstructive Surgery

Employee Group

National Proxy Census (Medica CompleteHealth MNN004)

Provider Group

Medica CompleteHealth MNN004
Reconstructive Surgery (Medica Regional Service Area)

4,672 beneficiary locations

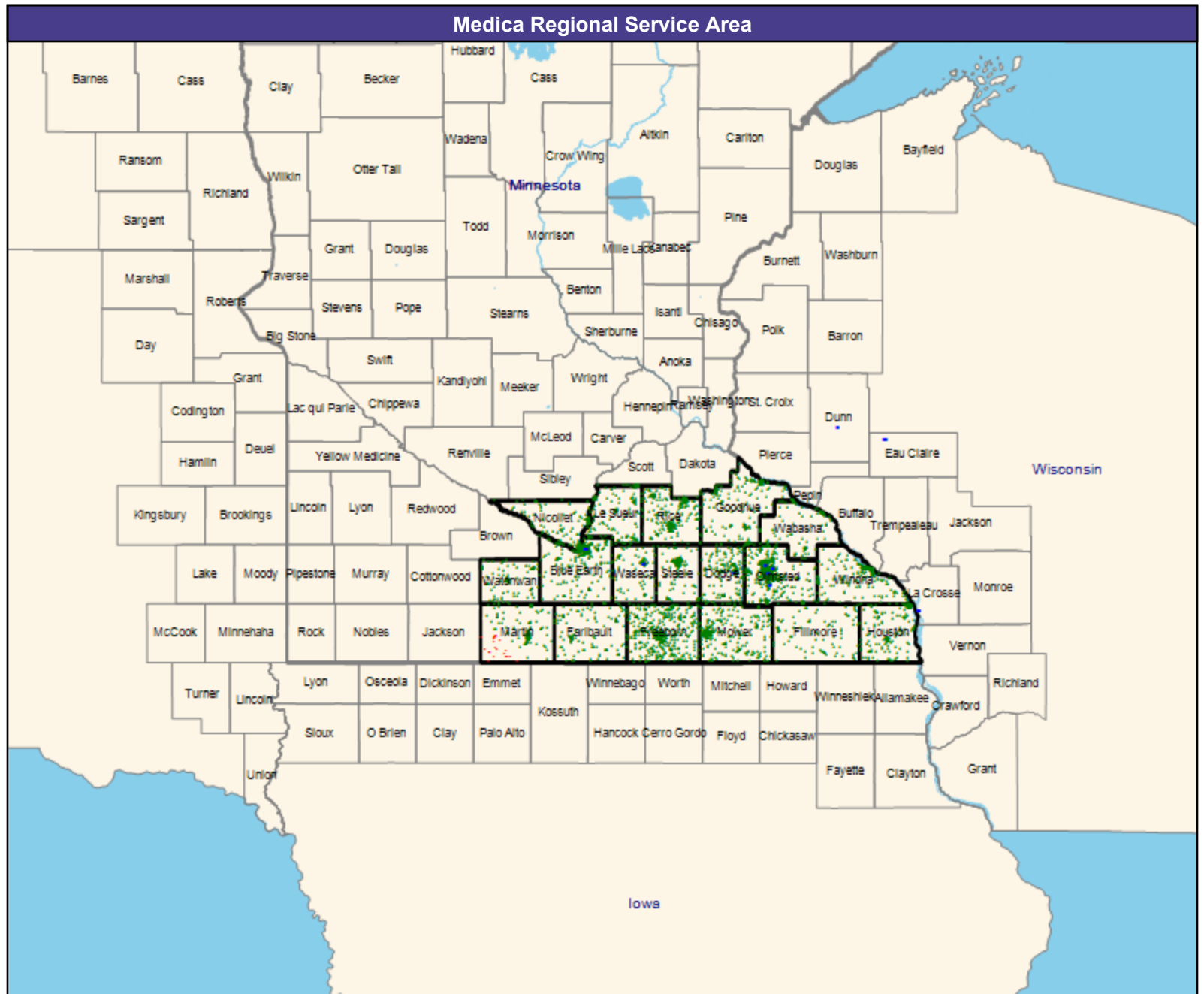

- ◆ With access (4,639)
- Without access (33)

The Access Standard is defined as (National Proxy Census (Medica CompleteHealth MNN004)) beneficiaries accessing:

1 (Medica CompleteHealth MNN004 Reconstructive Surgery (Medica Regional Service Area)) provider in 60 miles or 60 minutes

Service Areas

- Medica CompleteHealth MNN004



Access Detail By County

July 2, 2024

Created by...
Medica

Access Analysis
Reconstructive Surgery
Beneficiary / Provider Groups
National Proxy Census (Medica CompleteHealth MNN004)
Medica CompleteHealth MNN004
Reconstructive Surgery (Medica Regional Service Area)

All Beneficiaries										
State Name	County	Beneficiary	Provider	Counts	With Access		Without Access		Average Distance	Average Time
		#	Standard	#	#	%	#	%	1	1
Minnesota	Blue Earth	347	1 in 60 miles or 60 mins	6	347	100.0	0	0.0	7.8	8.5
	Dodge	218	1 in 60 miles or 60 mins	29	218	100.0	0	0.0	7.5	8.2
	Faribault	151	1 in 60 miles or 60 mins	0	151	100.0	0	0.0	35.8	39.0
	Fillmore	112	1 in 60 miles or 60 mins	0	112	100.0	0	0.0	30.4	33.1
	Freeborn	668	1 in 60 miles or 60 mins	0	668	100.0	0	0.0	32.9	35.9
	Goodhue	227	1 in 60 miles or 60 mins	0	227	100.0	0	0.0	30.0	33.5
	Houston	192	1 in 60 miles or 60 mins	0	192	100.0	0	0.0	18.2	19.8
	Le Sueur	145	1 in 60 miles or 60 mins	0	145	100.0	0	0.0	22.0	23.9
	Martin	200	1 in 60 miles or 60 mins	0	167	83.5	33	16.5	52.5	57.2
	Mower	458	1 in 60 miles or 60 mins	0	458	100.0	0	0.0	29.5	32.2
	Nicollet	161	1 in 60 miles or 60 mins	0	161	100.0	0	0.0	14.0	15.2
	Olmsted	706	1 in 60 miles or 60 mins	116	706	100.0	0	0.0	4.2	4.8
	Rice	308	1 in 60 miles or 60 mins	0	308	100.0	0	0.0	28.7	31.3
	Steele	191	1 in 60 miles or 60 mins	0	191	100.0	0	0.0	16.6	18.1
	Wabasha	104	1 in 60 miles or 60 mins	0	104	100.0	0	0.0	26.1	28.5
	Waseca	106	1 in 60 miles or 60 mins	3	106	100.0	0	0.0	7.3	7.9
	Watonwan	131	1 in 60 miles or 60 mins	0	131	100.0	0	0.0	38.0	41.4
	Winona	247	1 in 60 miles or 60 mins	0	247	100.0	0	0.0	29.4	32.0
	Grand Totals	4,672	1 in 60 miles or 60 mins	154	4,639	99.3	33	0.7	22.6	24.7

Rheumatology/Medica CompleteHealth/MNN004

July 2, 2024

Created by...
Medica

Medica CompleteHealth MNN004
Rheumatology

24 providers at 13 locations

- All providers

Rheumatology

Employee Group

National Proxy Census (Medica CompleteHealth MNN004)

Provider Group

Medica CompleteHealth MNN004
Rheumatology (Medica Regional Service Area)

4,672 beneficiary locations

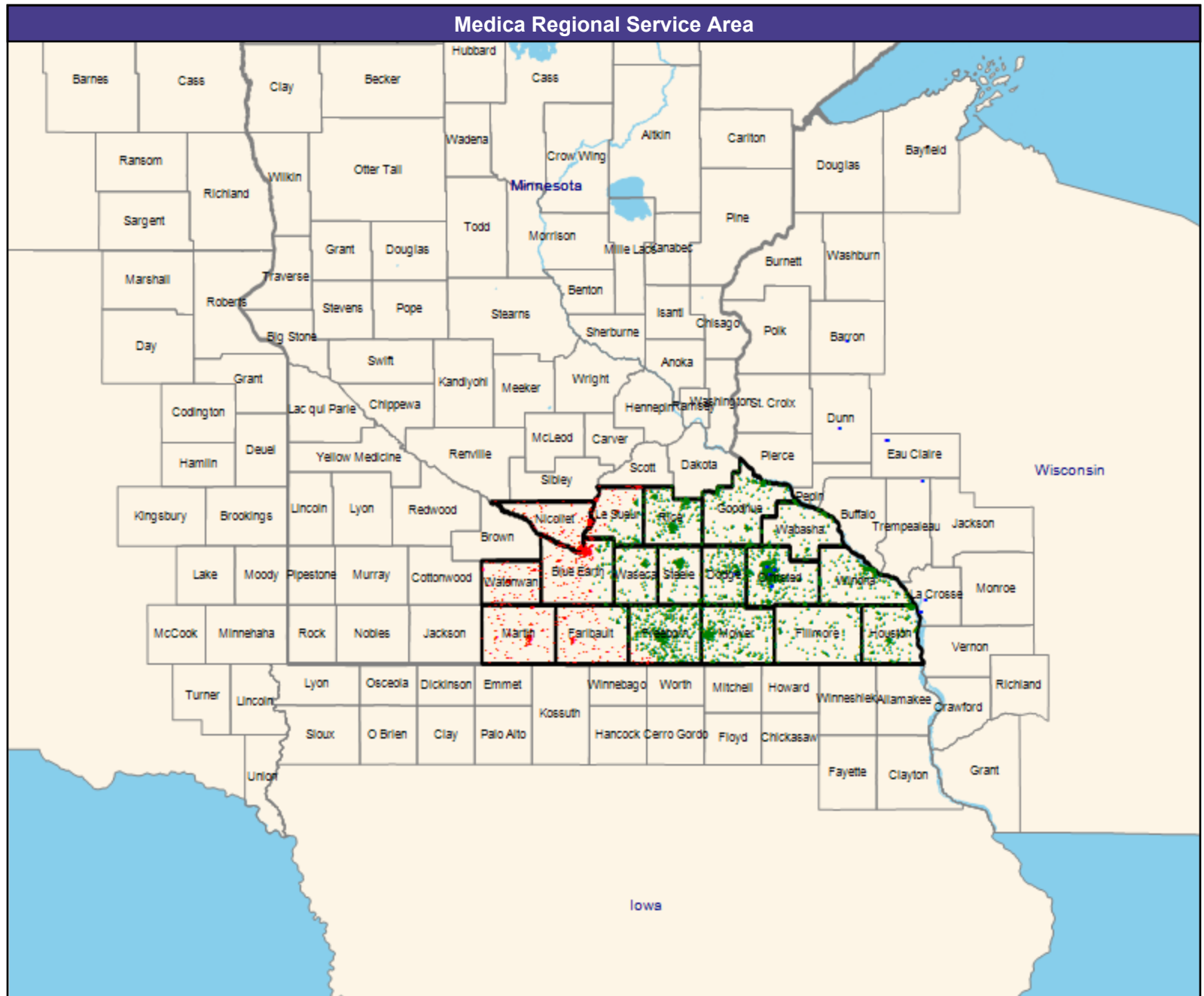

- ◆ With access (3,668)
- Without access (1,004)

The Access Standard is defined as (National Proxy Census (Medica CompleteHealth MNN004)) beneficiaries accessing:

1 (Medica CompleteHealth MNN004 Rheumatology (Medica Regional Service Area)) provider in 60 miles or 60 minutes

Service Areas

- Medica CompleteHealth MNN004



Access Detail By County

July 2, 2024

Created by...
Medica

Access Analysis
Rheumatology
Beneficiary / Provider Groups
National Proxy Census (Medica CompleteHealth MNN004)
Medica CompleteHealth MNN004 Rheumatology (Medica Regional Service Area)

All Beneficiaries										
State Name	County	Beneficiary	Provider	Counts	With Access		Without Access		Average Distance	Average Time
		#	Standard	#	#	%	#	%	1	1
Minnesota	Blue Earth	347	1 in 60 miles or 60 mins	0	53	15.3	294	84.7	64.6	70.5
	Dodge	218	1 in 60 miles or 60 mins	18	218	100.0	0	0.0	7.5	8.2
	Faribault	151	1 in 60 miles or 60 mins	0	36	23.8	115	76.2	69.6	75.9
	Fillmore	112	1 in 60 miles or 60 mins	0	112	100.0	0	0.0	30.4	33.1
	Freeborn	668	1 in 60 miles or 60 mins	0	648	97.0	20	3.0	48.5	53.0
	Goodhue	227	1 in 60 miles or 60 mins	0	227	100.0	0	0.0	30.0	33.5
	Houston	192	1 in 60 miles or 60 mins	0	192	100.0	0	0.0	18.2	19.8
	Le Sueur	145	1 in 60 miles or 60 mins	0	63	43.4	82	56.6	59.8	65.2
	Martin	200	1 in 60 miles or 60 mins	0	0	0.0	200	100.0	94.7	103.3
	Mower	458	1 in 60 miles or 60 mins	0	458	100.0	0	0.0	29.5	32.2
	Nicollet	161	1 in 60 miles or 60 mins	0	0	0.0	161	100.0	72.1	78.6
	Olmsted	706	1 in 60 miles or 60 mins	74	706	100.0	0	0.0	4.2	4.8
	Rice	308	1 in 60 miles or 60 mins	0	307	99.7	1	0.3	43.2	47.1
	Steele	191	1 in 60 miles or 60 mins	0	191	100.0	0	0.0	26.1	28.4
	Wabasha	104	1 in 60 miles or 60 mins	0	104	100.0	0	0.0	26.1	28.5
	Waseca	106	1 in 60 miles or 60 mins	0	106	100.0	0	0.0	41.9	45.7
	Watonwan	131	1 in 60 miles or 60 mins	0	0	0.0	131	100.0	94.6	103.1
Winona	247	1 in 60 miles or 60 mins	0	247	100.0	0	0.0	27.2	29.6	
Grand Totals		4,672	1 in 60 miles or 60 mins	92	3,668	78.5	1,004	21.5	38.7	42.3

Substance Use Disorder (SUD) Outpatient/Medica CompleteHealth/MNN004

July 2, 2024

Created by...
Medica

Medica CompleteHealth MNN004
Substance Use Disorder (SUD)
Outpatient

277 providers at 697 locations
■ All providers

Substance Use Disorder (SUD)
Outpatient

Employee Group
National Proxy Census (Medica
CompleteHealth MNN004)

Provider Group
Medica CompleteHealth MNN004
Substance Use Disorder (SUD)
Outpatient (Medica Regional Service
Area)

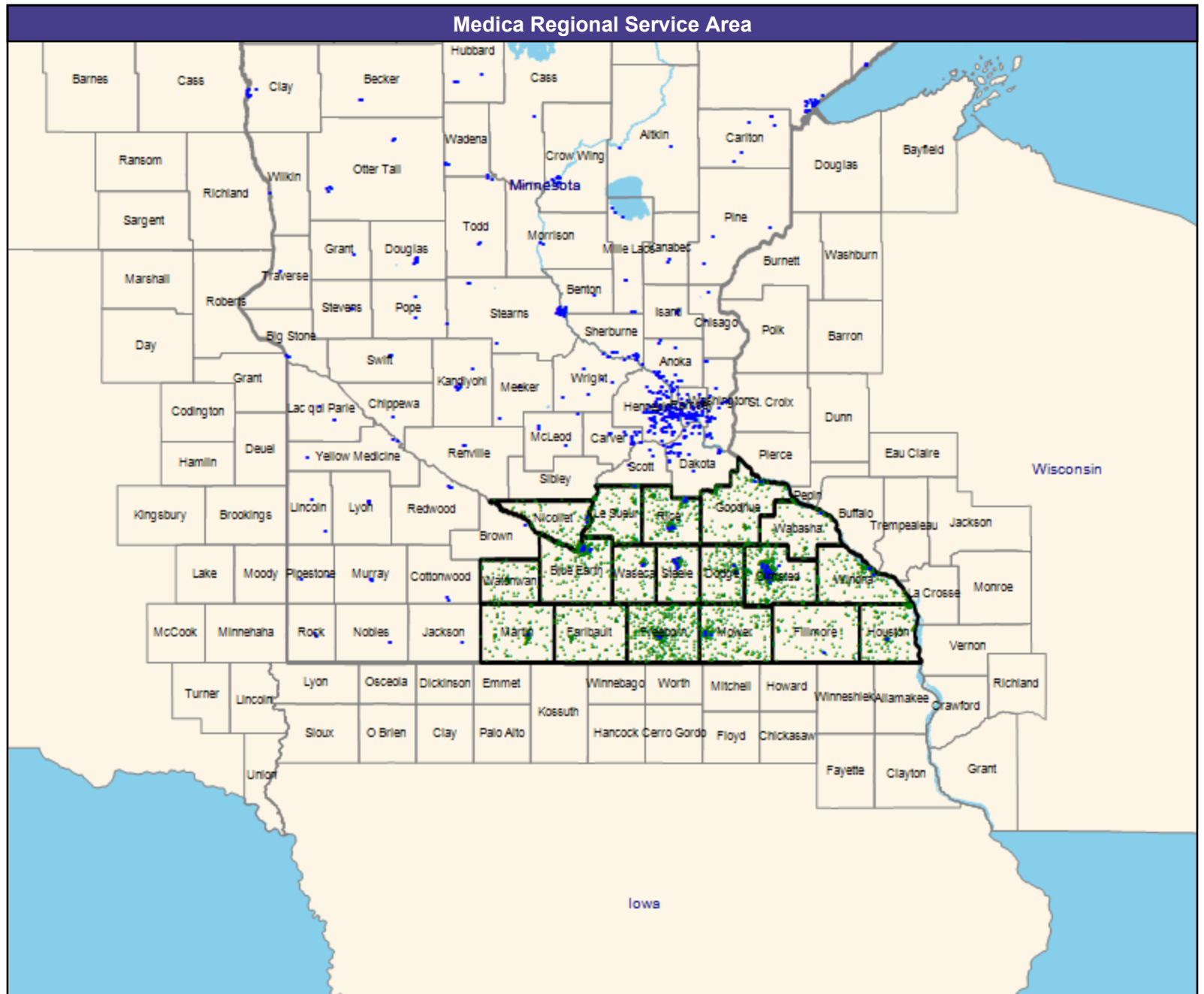
4,672 beneficiary locations
◆ With access (4,672)
● Without access (0)

The Access Standard is defined as
(National Proxy Census (Medica
CompleteHealth MNN004)) beneficiaries
accessing:

1 (Medica CompleteHealth MNN004
Substance Use Disorder (SUD)
Outpatient (Medica Regional Service
Area)) provider in 60 miles or 60
minutes

Service Areas
□ Medica CompleteHealth MNN004

58.96 miles



Access Detail By County

July 2, 2024

Created by...
Medica

Access Analysis
Substance Use Disorder (SUD)
Outpatient

Beneficiary / Provider Groups
National Proxy Census (Medica
CompleteHealth MNN004)
Medica CompleteHealth MNN004
Substance Use Disorder (SUD)
Outpatient (Medica Regional
Service Area)

All Beneficiaries										
State Name	County	Beneficiary	Provider	Counts	With Access		Without Access		Average Distance	Average Time
		#	Standard	#	#	%	#	%	1	1
Minnesota	Blue Earth	347	1 in 60 miles or 60 mins	11	347	100.0	0	0.0	6.9	7.4
	Dodge	218	1 in 60 miles or 60 mins	2	218	100.0	0	0.0	6.4	7.0
	Faribault	151	1 in 60 miles or 60 mins	0	151	100.0	0	0.0	22.4	24.4
	Fillmore	112	1 in 60 miles or 60 mins	1	112	100.0	0	0.0	15.7	17.1
	Freeborn	668	1 in 60 miles or 60 mins	3	668	100.0	0	0.0	7.3	7.9
	Goodhue	227	1 in 60 miles or 60 mins	3	227	100.0	0	0.0	10.7	11.6
	Houston	192	1 in 60 miles or 60 mins	2	192	100.0	0	0.0	11.5	12.5
	Le Sueur	145	1 in 60 miles or 60 mins	1	145	100.0	0	0.0	9.7	10.5
	Martin	200	1 in 60 miles or 60 mins	1	200	100.0	0	0.0	8.0	8.7
	Mower	458	1 in 60 miles or 60 mins	3	458	100.0	0	0.0	7.3	7.9
	Nicollet	161	1 in 60 miles or 60 mins	2	161	100.0	0	0.0	4.9	5.4
	Olmsted	706	1 in 60 miles or 60 mins	22	706	100.0	0	0.0	3.6	4.0
	Rice	308	1 in 60 miles or 60 mins	8	308	100.0	0	0.0	4.3	4.7
	Steele	191	1 in 60 miles or 60 mins	9	191	100.0	0	0.0	4.5	4.8
	Wabasha	104	1 in 60 miles or 60 mins	1	104	100.0	0	0.0	11.1	12.2
	Waseca	106	1 in 60 miles or 60 mins	2	106	100.0	0	0.0	7.0	7.6
	Watonwan	131	1 in 60 miles or 60 mins	0	131	100.0	0	0.0	22.8	24.8
	Winona	247	1 in 60 miles or 60 mins	3	247	100.0	0	0.0	8.5	9.3
	Grand Totals	4,672	1 in 60 miles or 60 mins	74	4,672	100.0	0	0.0	8.0	8.7

Substance Use Disorder (SUD) Inpatient/Medica CompleteHealth/MNN004

July 2, 2024

Created by...
Medica

Medica CompleteHealth MNN004
Substance Use Disorder (SUD) Inpatient

92 providers at 277 locations

■ All providers

Substance Use Disorder (SUD) Inpatient

Employee Group

National Proxy Census (Medica CompleteHealth MNN004)

Provider Group

Medica CompleteHealth MNN004
Substance Use Disorder (SUD)
Inpatient (Medica Regional Service Area)

4,672 beneficiary locations

◆ With access (4,672)

● Without access (0)

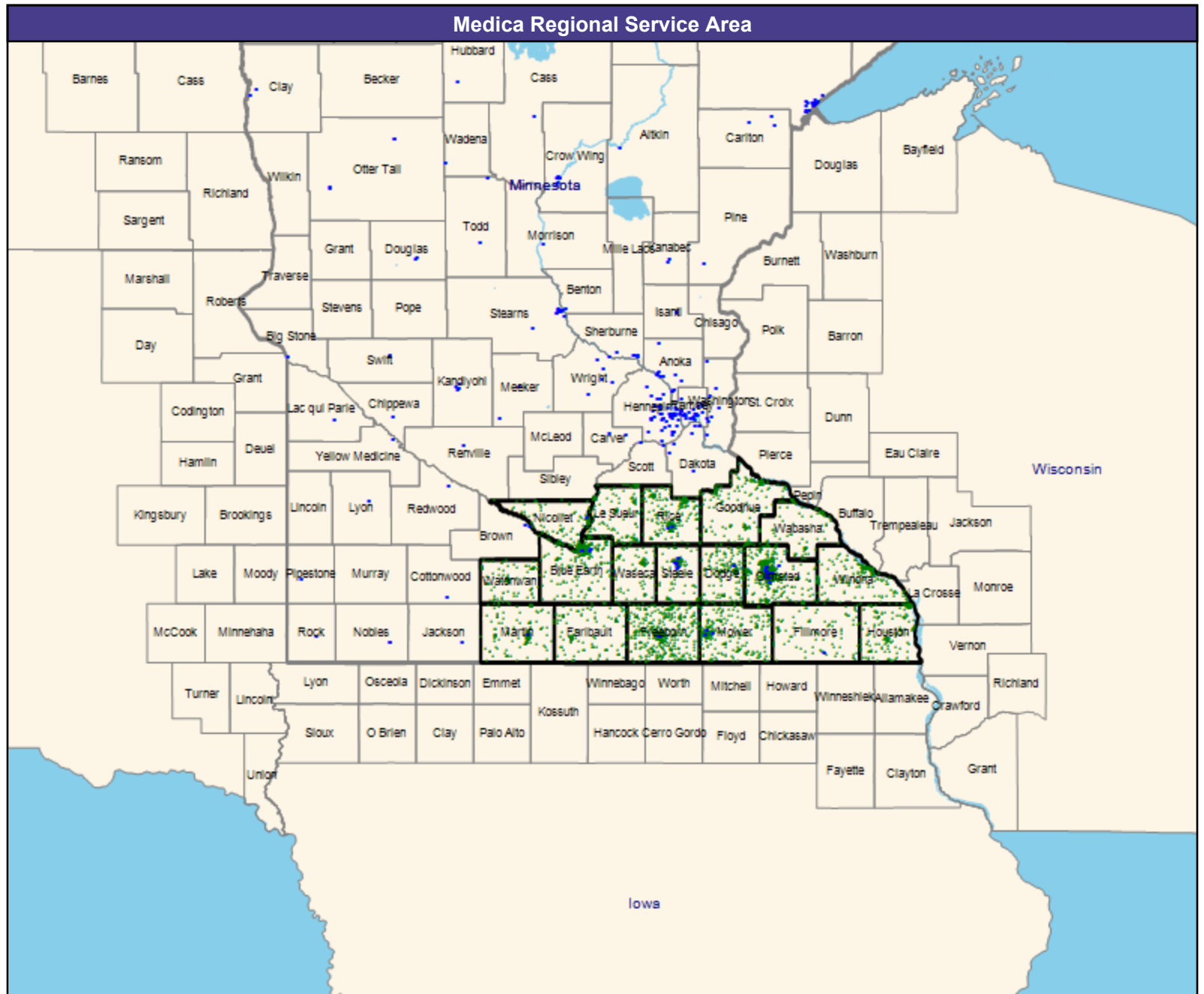
The Access Standard is defined as (National Proxy Census (Medica CompleteHealth MNN004)) beneficiaries accessing:

1 (Medica CompleteHealth MNN004 Substance Use Disorder (SUD) Inpatient (Medica Regional Service Area)) provider in 60 miles or 60 minutes

Service Areas

☐ Medica CompleteHealth MNN004

58.96 miles



Access Detail By County

July 2, 2024

Created by...
Medica

Access Analysis
Substance Use Disorder (SUD)
Inpatient

Beneficiary / Provider Groups
National Proxy Census (Medica CompleteHealth MNN004)
Medica CompleteHealth MNN004
Substance Use Disorder (SUD)
Inpatient (Medica Regional Service Area)

All Beneficiaries										
State Name	County	Beneficiary	Provider	Counts	With Access		Without Access		Average Distance	Average Time
		#	Standard	#	#	%	#	%	1	1
Minnesota	Blue Earth	347	1 in 60 miles or 60 mins	4	347	100.0	0	0.0	7.0	7.7
	Dodge	218	1 in 60 miles or 60 mins	1	218	100.0	0	0.0	7.5	8.2
	Faribault	151	1 in 60 miles or 60 mins	0	151	100.0	0	0.0	22.4	24.4
	Fillmore	112	1 in 60 miles or 60 mins	1	112	100.0	0	0.0	16.3	17.7
	Freeborn	668	1 in 60 miles or 60 mins	2	668	100.0	0	0.0	7.3	8.0
	Goodhue	227	1 in 60 miles or 60 mins	0	227	100.0	0	0.0	22.1	24.1
	Houston	192	1 in 60 miles or 60 mins	0	192	100.0	0	0.0	33.6	36.6
	Le Sueur	145	1 in 60 miles or 60 mins	0	145	100.0	0	0.0	15.5	16.9
	Martin	200	1 in 60 miles or 60 mins	1	200	100.0	0	0.0	8.0	8.7
	Mower	458	1 in 60 miles or 60 mins	3	458	100.0	0	0.0	7.2	7.8
	Nicollet	161	1 in 60 miles or 60 mins	1	161	100.0	0	0.0	5.3	5.8
	Olmsted	706	1 in 60 miles or 60 mins	13	706	100.0	0	0.0	4.0	4.5
	Rice	308	1 in 60 miles or 60 mins	3	308	100.0	0	0.0	8.9	9.7
	Steele	191	1 in 60 miles or 60 mins	8	191	100.0	0	0.0	4.5	4.9
	Wabasha	104	1 in 60 miles or 60 mins	0	104	100.0	0	0.0	23.6	25.9
	Waseca	106	1 in 60 miles or 60 mins	0	106	100.0	0	0.0	16.0	17.4
	Watonwan	131	1 in 60 miles or 60 mins	0	131	100.0	0	0.0	22.5	24.5
Winona	247	1 in 60 miles or 60 mins	0	247	100.0	0	0.0	33.9	36.9	
Grand Totals		4,672	1 in 60 miles or 60 mins	37	4,672	100.0	0	0.0	11.9	13.0

Thoracic Surgery/Medica CompleteHealth/MNN004

July 2, 2024

Created by...
Medica

Medica CompleteHealth MNN004
Thoracic Surgery

23 providers at 18 locations

- All providers

Thoracic Surgery

Employee Group

National Proxy Census (Medica CompleteHealth MNN004)

Provider Group

Medica CompleteHealth MNN004
Thoracic Surgery (Medica Regional Service Area)

4,672 beneficiary locations

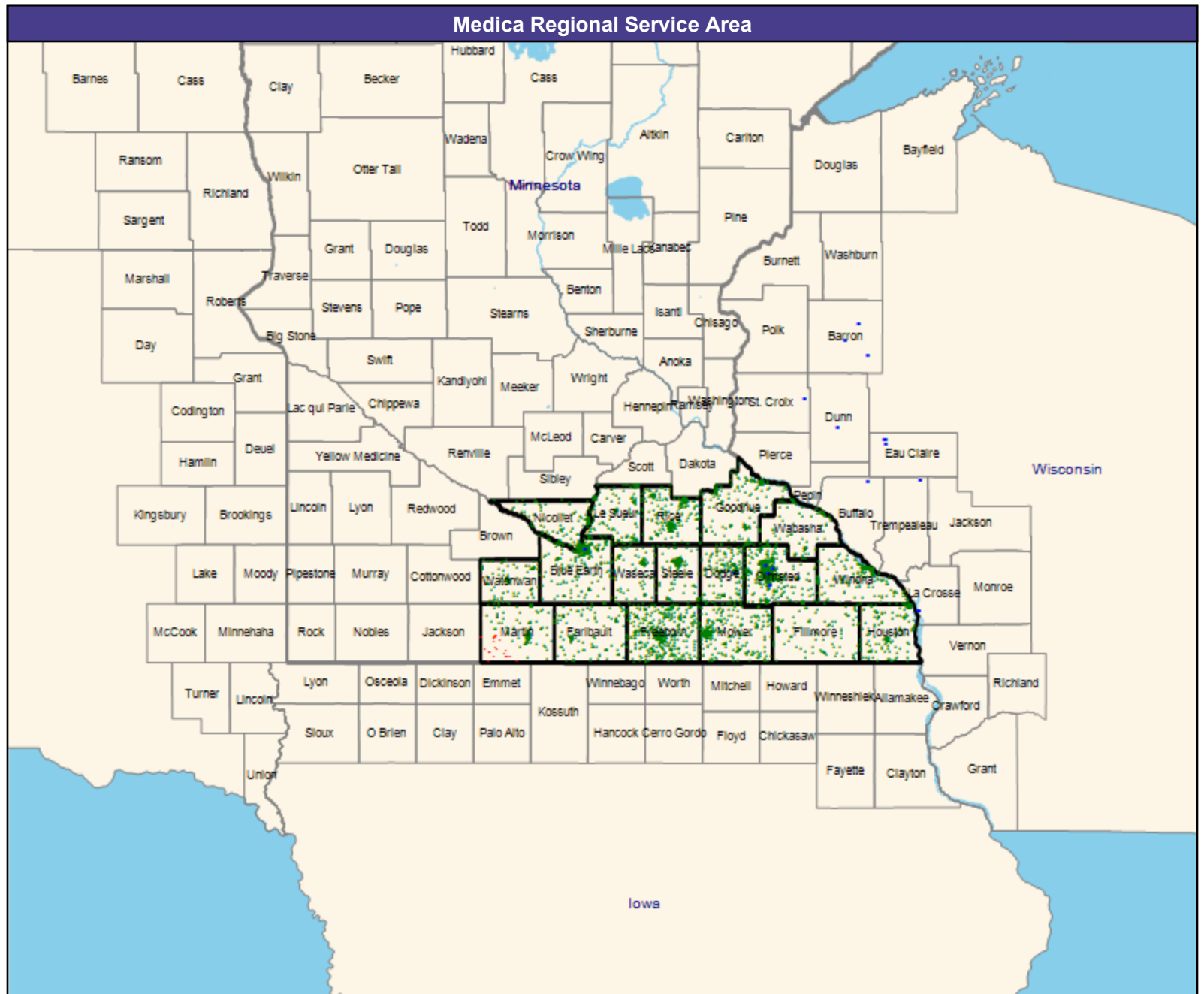

- ◆ With access (4,639)
- Without access (33)

The Access Standard is defined as (National Proxy Census (Medica CompleteHealth MNN004)) beneficiaries accessing:

1 (Medica CompleteHealth MNN004 Thoracic Surgery (Medica Regional Service Area)) provider in 60 miles or 60 minutes

Service Areas

- Medica CompleteHealth MNN004



Access Detail By County

July 2, 2024

Created by...
Medica

Access Analysis
Thoracic Surgery
Beneficiary / Provider Groups
National Proxy Census (Medica CompleteHealth MNN004)
Medica CompleteHealth MNN004
Thoracic Surgery (Medica Regional Service Area)

All Beneficiaries										
State Name	County	Beneficiary	Provider	Counts	With Access		Without Access		Average Distance	Average Time
		#	Standard	#	#	%	#	%	1	1
Minnesota	Blue Earth	347	1 in 60 miles or 60 mins	1	347	100.0	0	0.0	8.0	8.7
	Dodge	218	1 in 60 miles or 60 mins	19	218	100.0	0	0.0	7.5	8.2
	Faribault	151	1 in 60 miles or 60 mins	0	151	100.0	0	0.0	37.7	41.1
	Fillmore	112	1 in 60 miles or 60 mins	0	112	100.0	0	0.0	30.4	33.1
	Freeborn	668	1 in 60 miles or 60 mins	0	668	100.0	0	0.0	47.5	51.8
	Goodhue	227	1 in 60 miles or 60 mins	0	227	100.0	0	0.0	30.0	33.5
	Houston	192	1 in 60 miles or 60 mins	0	192	100.0	0	0.0	18.2	19.8
	Le Sueur	145	1 in 60 miles or 60 mins	0	145	100.0	0	0.0	26.3	28.7
	Martin	200	1 in 60 miles or 60 mins	0	167	83.5	33	16.5	52.5	57.2
	Mower	458	1 in 60 miles or 60 mins	0	458	100.0	0	0.0	29.5	32.2
	Nicollet	161	1 in 60 miles or 60 mins	0	161	100.0	0	0.0	14.1	15.4
	Olmsted	706	1 in 60 miles or 60 mins	77	706	100.0	0	0.0	4.2	4.8
	Rice	308	1 in 60 miles or 60 mins	0	308	100.0	0	0.0	39.9	43.4
	Steele	191	1 in 60 miles or 60 mins	0	191	100.0	0	0.0	26.0	28.3
	Wabasha	104	1 in 60 miles or 60 mins	0	104	100.0	0	0.0	24.2	26.5
	Waseca	106	1 in 60 miles or 60 mins	0	106	100.0	0	0.0	26.5	28.9
	Watonwan	131	1 in 60 miles or 60 mins	0	131	100.0	0	0.0	38.0	41.4
	Winona	247	1 in 60 miles or 60 mins	0	247	100.0	0	0.0	29.3	32.0
	Grand Totals	4,672	1 in 60 miles or 60 mins	97	4,639	99.3	33	0.7	26.4	28.9

Urology/Medica CompleteHealth/MNN004

July 2, 2024

Created by...
Medica

Medica CompleteHealth MNN004 Urology

60 providers at 32 locations

■ All providers

Urology

Employee Group

National Proxy Census (Medica CompleteHealth MNN004)

Provider Group

Medica CompleteHealth MNN004
Urology (Medica Regional Service Area)

4,672 beneficiary locations

◆ With access (4,672)

● Without access (0)

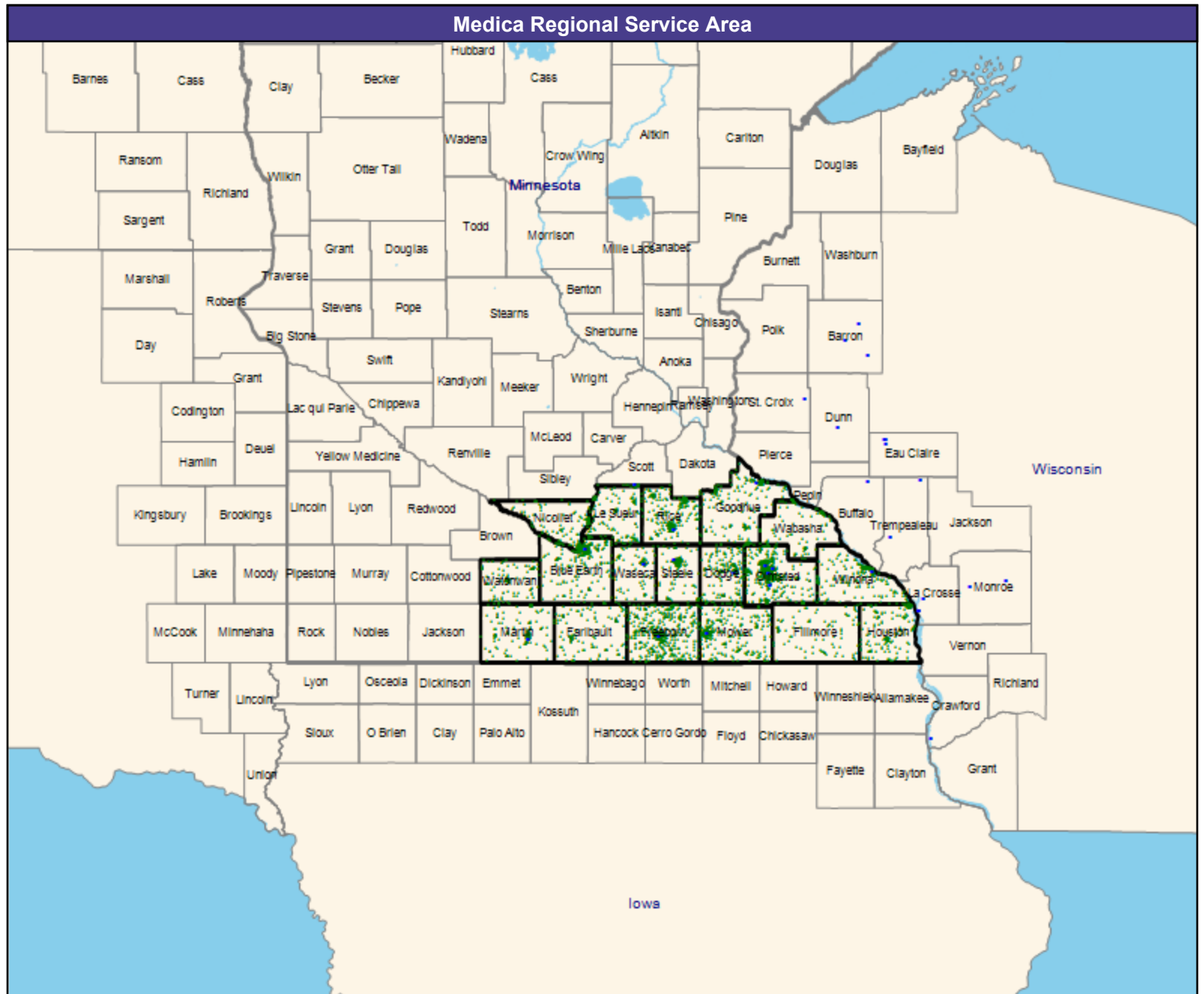
The Access Standard is defined as (National Proxy Census (Medica CompleteHealth MNN004)) beneficiaries accessing:

1 (Medica CompleteHealth MNN004 Urology (Medica Regional Service Area)) provider in 60 miles or 60 minutes

Service Areas

Medica CompleteHealth MNN004

58.96 miles



Access Detail By County

July 2, 2024

Created by...
Medica

Access Analysis
Urology
Beneficiary / Provider Groups
National Proxy Census (Medica CompleteHealth MNN004)
Medica CompleteHealth MNN004 Urology (Medica Regional Service Area)

All Beneficiaries										
State Name	County	Beneficiary	Provider	Counts	With Access		Without Access		Average Distance	Average Time
		#	Standard	#	#	%	#	%	1	1
Minnesota	Blue Earth	347	1 in 60 miles or 60 mins	19	347	100.0	0	0.0	7.9	8.6
	Dodge	218	1 in 60 miles or 60 mins	38	218	100.0	0	0.0	7.2	7.9
	Faribault	151	1 in 60 miles or 60 mins	0	151	100.0	0	0.0	22.2	24.2
	Fillmore	112	1 in 60 miles or 60 mins	0	112	100.0	0	0.0	29.2	31.9
	Freeborn	668	1 in 60 miles or 60 mins	5	668	100.0	0	0.0	7.5	8.2
	Goodhue	227	1 in 60 miles or 60 mins	2	227	100.0	0	0.0	12.9	14.0
	Houston	192	1 in 60 miles or 60 mins	0	192	100.0	0	0.0	17.8	19.4
	Le Sueur	145	1 in 60 miles or 60 mins	0	145	100.0	0	0.0	12.6	13.7
	Martin	200	1 in 60 miles or 60 mins	2	200	100.0	0	0.0	8.9	9.6
	Mower	458	1 in 60 miles or 60 mins	5	458	100.0	0	0.0	8.1	8.8
	Nicollet	161	1 in 60 miles or 60 mins	0	161	100.0	0	0.0	14.1	15.4
	Olmsted	706	1 in 60 miles or 60 mins	152	706	100.0	0	0.0	4.2	4.8
	Rice	308	1 in 60 miles or 60 mins	1	308	100.0	0	0.0	8.9	9.6
	Steele	191	1 in 60 miles or 60 mins	1	191	100.0	0	0.0	6.5	7.1
	Wabasha	104	1 in 60 miles or 60 mins	0	104	100.0	0	0.0	21.8	23.9
	Waseca	106	1 in 60 miles or 60 mins	1	106	100.0	0	0.0	7.3	7.9
	Watonwan	131	1 in 60 miles or 60 mins	0	131	100.0	0	0.0	29.6	32.2
Winona	247	1 in 60 miles or 60 mins	3	247	100.0	0	0.0	9.1	9.9	
Grand Totals		4,672	1 in 60 miles or 60 mins	229	4,672	100.0	0	0.0	10.3	11.2

Vascular Surgery/Medica CompleteHealth/MNN004

July 2, 2024

Created by...
Medica

Medica CompleteHealth MNN004
Vascular Surgery

17 providers at 11 locations

■ All providers

Vascular Surgery

Employee Group

National Proxy Census (Medica CompleteHealth MNN004)

Provider Group

Medica CompleteHealth MNN004
Vascular Surgery (Medica Regional Service Area)

4,672 beneficiary locations

◆ With access (4,639)

● Without access (33)

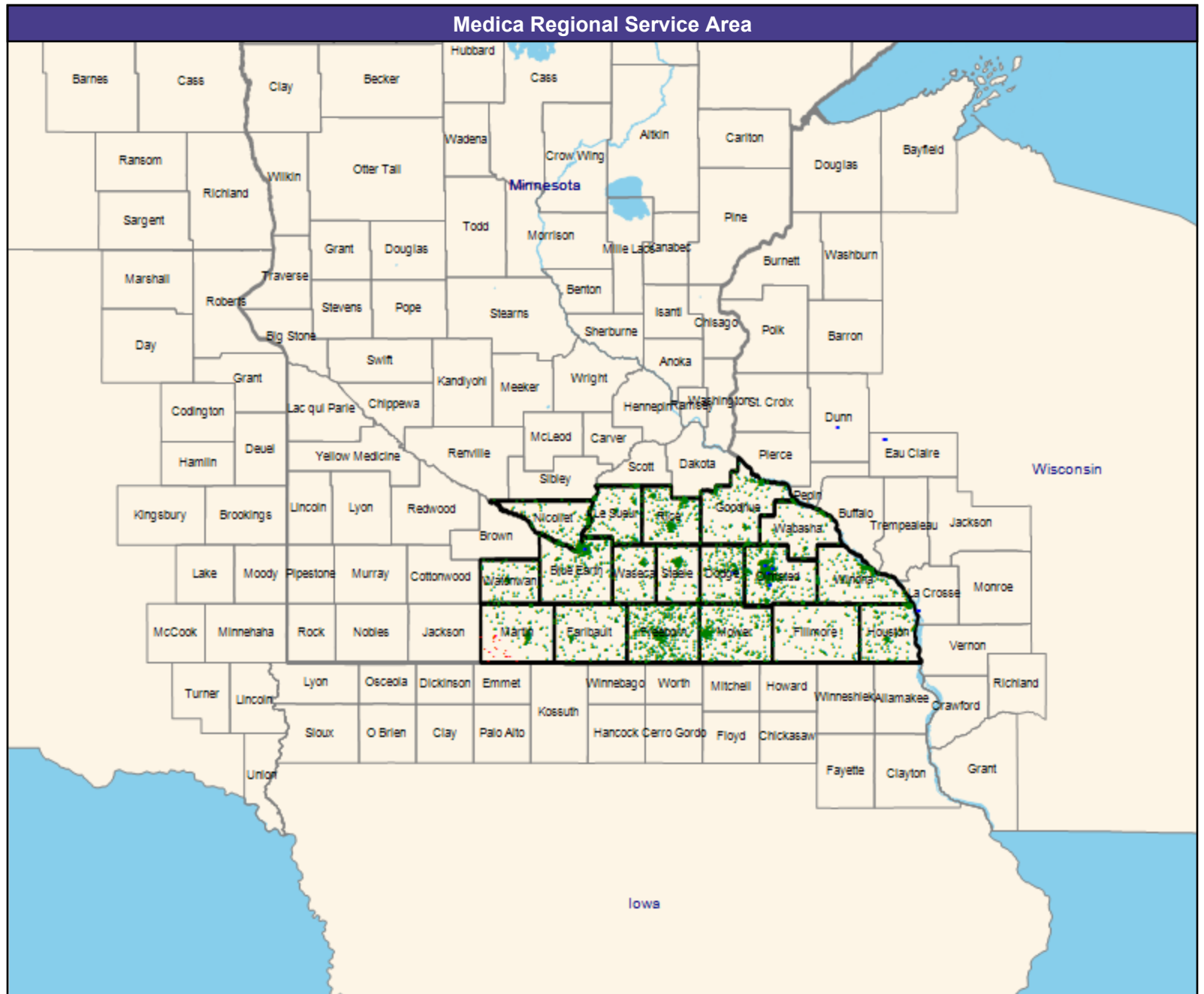
The Access Standard is defined as (National Proxy Census (Medica CompleteHealth MNN004)) beneficiaries accessing:

1 (Medica CompleteHealth MNN004 Vascular Surgery (Medica Regional Service Area)) provider in 60 miles or 60 minutes

Service Areas

□ Medica CompleteHealth MNN004

58.96 miles



Access Detail By County

July 2, 2024

Created by...
Medica

Access Analysis
Vascular Surgery
Beneficiary / Provider Groups
National Proxy Census (Medica CompleteHealth MNN004)
Medica CompleteHealth MNN004
Vascular Surgery (Medica Regional Service Area)

All Beneficiaries										
State Name	County	Beneficiary	Provider	Counts	With Access		Without Access		Average Distance	Average Time
		#	Standard	#	#	%	#	%	1	1
Minnesota	Blue Earth	347	1 in 60 miles or 60 mins	1	347	100.0	0	0.0	8.0	8.7
	Dodge	218	1 in 60 miles or 60 mins	22	218	100.0	0	0.0	7.5	8.2
	Faribault	151	1 in 60 miles or 60 mins	0	151	100.0	0	0.0	37.7	41.1
	Fillmore	112	1 in 60 miles or 60 mins	0	112	100.0	0	0.0	30.4	33.1
	Freeborn	668	1 in 60 miles or 60 mins	0	668	100.0	0	0.0	47.5	51.8
	Goodhue	227	1 in 60 miles or 60 mins	0	227	100.0	0	0.0	30.0	33.5
	Houston	192	1 in 60 miles or 60 mins	0	192	100.0	0	0.0	18.2	19.8
	Le Sueur	145	1 in 60 miles or 60 mins	0	145	100.0	0	0.0	26.3	28.7
	Martin	200	1 in 60 miles or 60 mins	0	167	83.5	33	16.5	52.5	57.2
	Mower	458	1 in 60 miles or 60 mins	0	458	100.0	0	0.0	29.5	32.2
	Nicollet	161	1 in 60 miles or 60 mins	0	161	100.0	0	0.0	14.1	15.4
	Olmsted	706	1 in 60 miles or 60 mins	88	706	100.0	0	0.0	4.2	4.8
	Rice	308	1 in 60 miles or 60 mins	0	308	100.0	0	0.0	39.9	43.4
	Steele	191	1 in 60 miles or 60 mins	0	191	100.0	0	0.0	26.0	28.3
	Wabasha	104	1 in 60 miles or 60 mins	0	104	100.0	0	0.0	26.1	28.5
	Waseca	106	1 in 60 miles or 60 mins	0	106	100.0	0	0.0	26.5	28.9
	Watonwan	131	1 in 60 miles or 60 mins	0	131	100.0	0	0.0	38.0	41.4
	Winona	247	1 in 60 miles or 60 mins	0	247	100.0	0	0.0	29.4	32.0
	Grand Totals	4,672	1 in 60 miles or 60 mins	111	4,639	99.3	33	0.7	26.5	28.9

Home Health/Medica CompleteHealth/MNN004

July 2, 2024

Medica CompleteHealth MNN004 Home Health Care Agency

4 providers at 16 locations

■ All providers

Service Areas

- Medica CompleteHealth MNN004 - Home Health
- Medica CompleteHealth MNN004

58.96 miles

