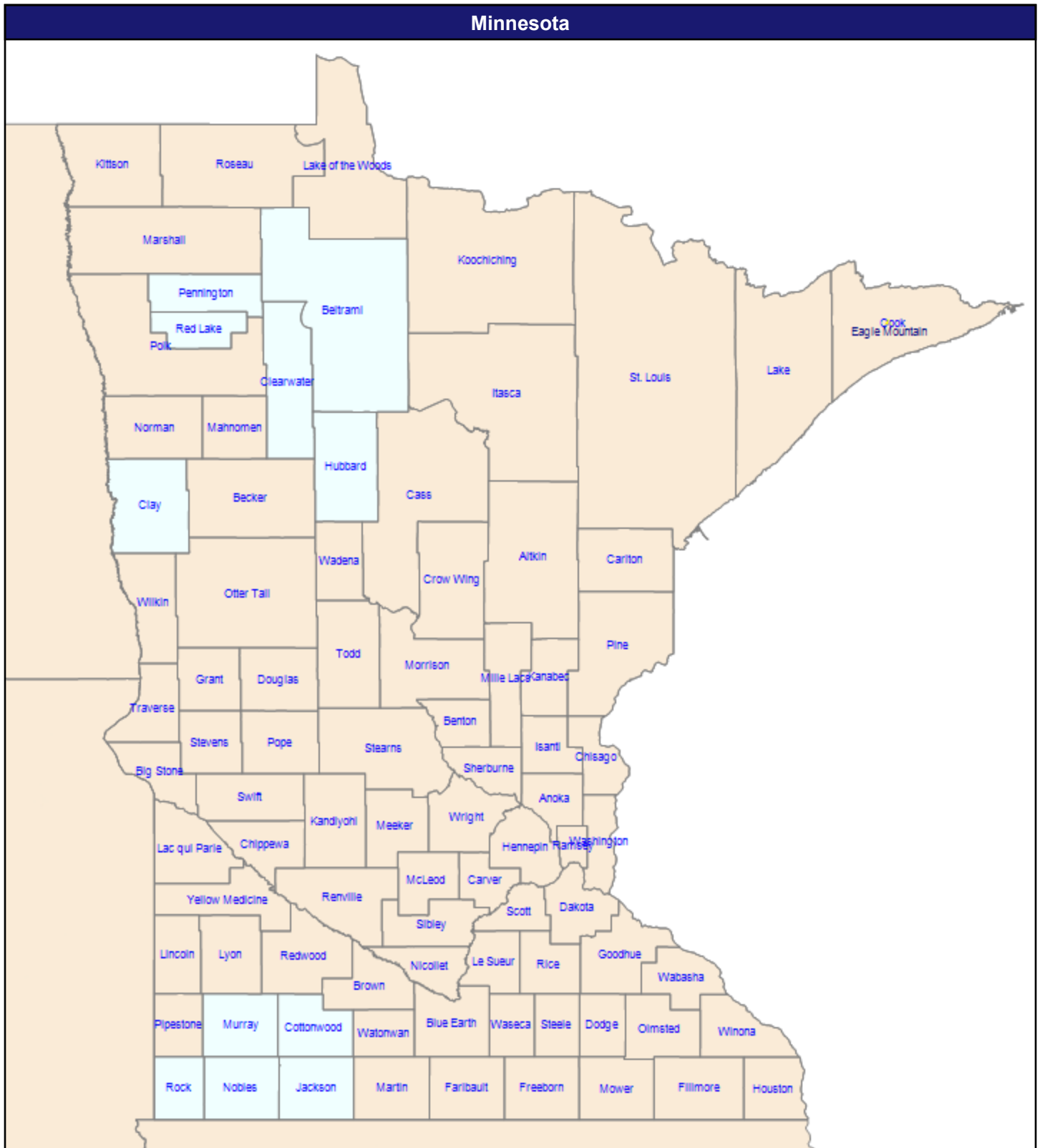


Sanford Health Plan Network Analysis

Network Analysis - Sanford Health Plan of Minnesota/MNN002

September 6, 2024

Map - Minnesota



© 2024 Quest Analytics, LLC.

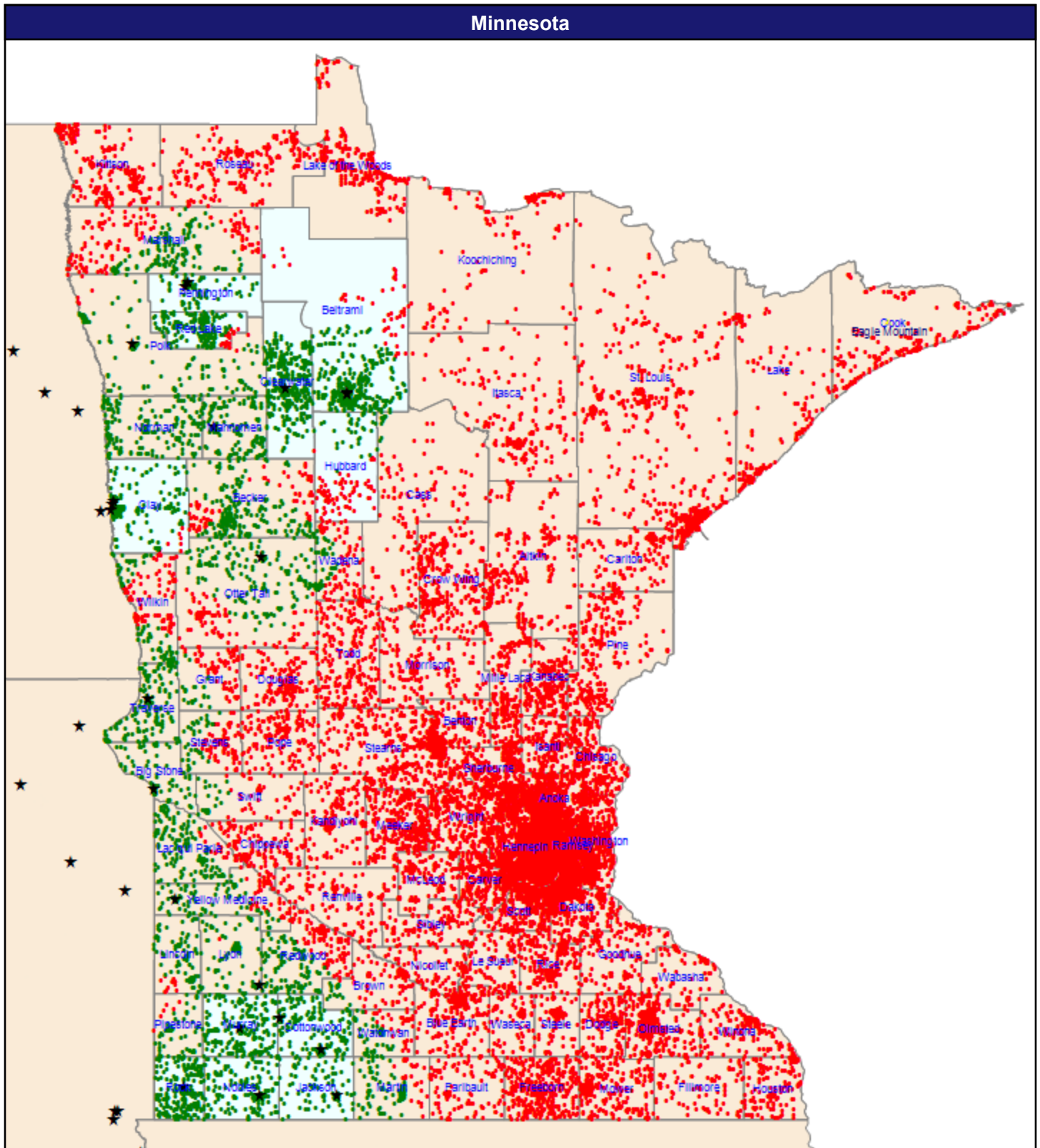
September 6, 2024

Service Areas

Minnesota Service Area

52.60 miles

General Hospital Facilities



© 2024 Quest Analytics, LLC.

September 6, 2024

General Hospital Facilities

63 providers at 48 locations

★ All providers

Sanford Health Plan Network Analysis - Census

Employee Group

Minnesota Members

Provider Group

General Hospital Facilities

35,677 employee locations

● With access (6,047)

● Without access (29,630)

The Access Standard is defined as (Minnesota Members) employees accessing:

1 (General Hospital Facilities) provider in 30 miles

Service Areas

□ Minnesota Service Area

52.60 miles

Access Detail By County

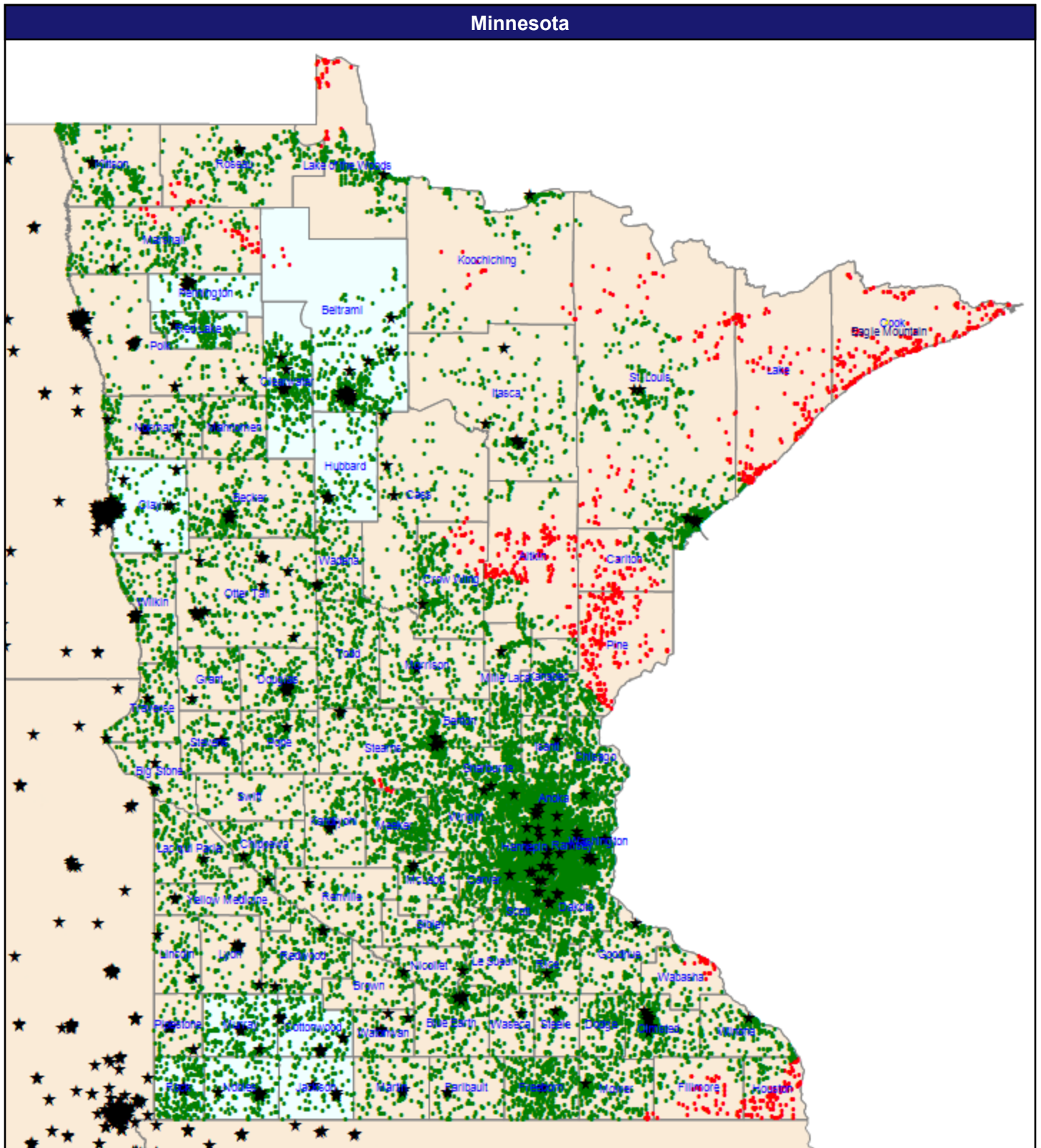
September 6, 2024

Access Analysis
 Sanford Health Plan Network Analysis
 - Time
 Employee / Provider Groups
 Minnesota Members (Minnesota
 Service Area)
 General Hospital Facilities

¹ The Access Standard is defined as
 (Minnesota Members (Minnesota
 Service Area)) employees accessing:
 1 (General Hospital Facilities) provider
 in 30 miles and 30 minutes

All Employees									
State Name	County	County SSA	Employee	With Access ¹		Without Access ¹		Average Distance	Average Time
			#	#	%	#	%	1	1
Minnesota	Beltrami	24030	450	390	86.7	60	13.3	13.1	14.2
	Clay	24130	324	286	88.3	38	11.7	9.6	11.0
	Clearwater	24140	387	386	99.7	1	0.3	10.6	11.6
	Cottonwood	24160	255	255	100.0	0	0.0	7.2	7.8
	Hubbard	24280	110	31	28.2	79	71.8	32.4	35.3
	Jackson	24310	107	107	100.0	0	0.0	8.9	9.6
	Murray	24500	321	321	100.0	0	0.0	8.9	9.7
	Nobles	24520	268	268	100.0	0	0.0	8.4	9.2
	Pennington	24560	145	145	100.0	0	0.0	4.9	5.3
	Red Lake	24620	346	282	81.5	64	18.5	20.7	22.5
	Rock	24660	440	440	100.0	0	0.0	7.2	7.8
	Grand Totals			3,153	2,911	92.3	242	7.7	11.3

Emergency Medicine Providers



© 2024 Quest Analytics, LLC.

September 6, 2024

Emergency Medicine Providers

8,629 providers at 1,706 locations

★ All providers

Sanford Health Plan Network Analysis - Census

Employee Group

Minnesota Members

Provider Group

Emergency Medicine Providers

35,677 employee locations

● With access (34,269)

● Without access (1,408)

The Access Standard is defined as (Minnesota Members) employees accessing:

1 (Emergency Medicine Providers) provider in 30 miles

Service Areas

□ Minnesota Service Area

52.60 miles

Access Detail By County

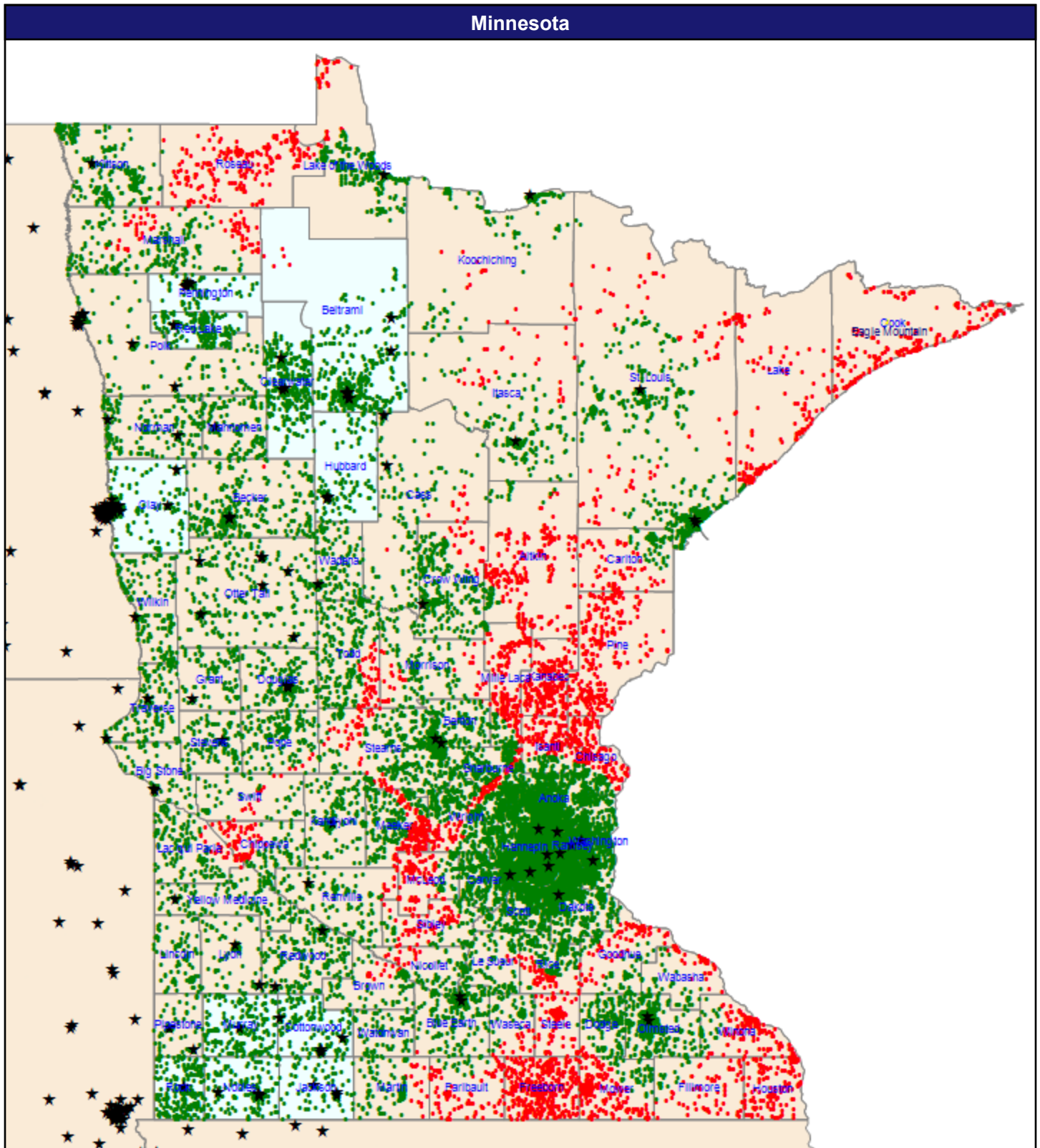
September 6, 2024

Access Analysis
 Sanford Health Plan Network Analysis
 - Time
 Employee / Provider Groups
 Minnesota Members (Minnesota
 Service Area)
 Emergency Medicine Providers

¹ The Access Standard is defined as
 (Minnesota Members (Minnesota
 Service Area)) employees accessing:
 1 (Emergency Medicine Providers)
 provider in 30 miles and 30 minutes

All Employees									
State Name	County	County SSA	Employee	With Access ¹		Without Access ¹		Average Distance	Average Time
			#	#	%	#	%	1	1
Minnesota	Beltrami	24030	450	445	98.9	5	1.1	5.8	6.3
	Clay	24130	324	324	100.0	0	0.0	2.5	2.7
	Clearwater	24140	387	387	100.0	0	0.0	6.7	7.2
	Cottonwood	24160	255	255	100.0	0	0.0	4.3	4.7
	Hubbard	24280	110	110	100.0	0	0.0	8.6	9.3
	Jackson	24310	107	107	100.0	0	0.0	5.6	6.1
	Murray	24500	321	321	100.0	0	0.0	5.9	6.4
	Nobles	24520	268	268	100.0	0	0.0	4.9	5.3
	Pennington	24560	145	145	100.0	0	0.0	4.3	4.7
	Red Lake	24620	346	346	100.0	0	0.0	10.0	10.8
	Rock	24660	440	440	100.0	0	0.0	4.8	5.1
	Grand Totals		3,153	3,148	99.8	5	0.2	5.7	6.2

Primary Care Providers



© 2024 Quest Analytics, LLC.

September 6, 2024

Primary Care Providers

1,774 providers at 395 locations

★ All providers

Sanford Health Plan Network Analysis - Census

Employee Group

Minnesota Members

Provider Group

Primary Care Providers

35,677 employee locations

● With access (29,721)

● Without access (5,956)

The Access Standard is defined as (Minnesota Members) employees accessing:

1 (Primary Care Providers) provider in 30 miles

Service Areas

□ Minnesota Service Area

52.60 miles

Access Detail By County

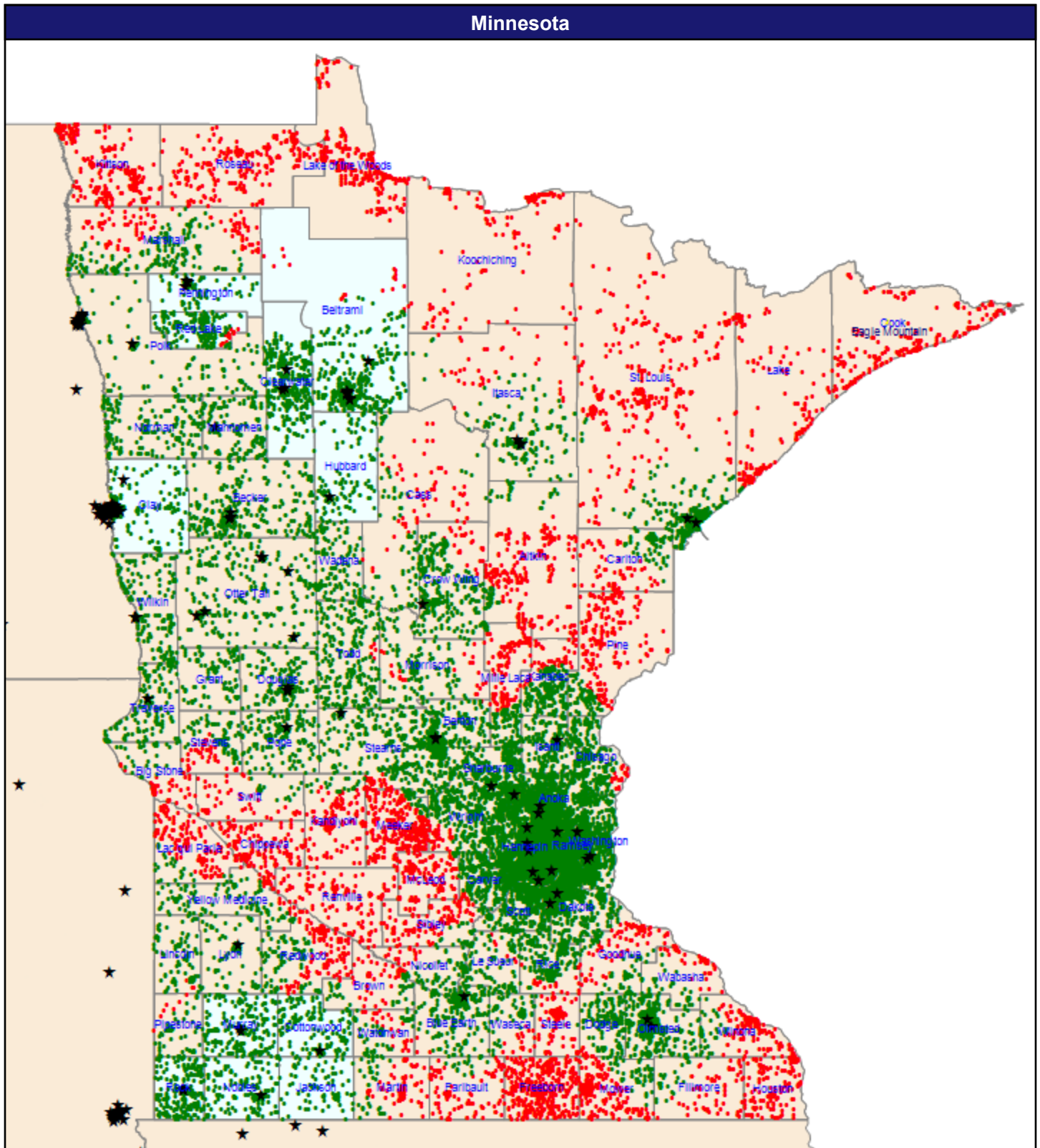
September 6, 2024

Access Analysis
 Sanford Health Plan Network Analysis
 - Time
 Employee / Provider Groups
 Minnesota Members (Minnesota
 Service Area)
 Primary Care Providers

¹ The Access Standard is defined as
 (Minnesota Members (Minnesota
 Service Area)) employees accessing:
 1 (Primary Care Providers) provider in
 30 miles and 30 minutes

All Employees									
State Name	County	County SSA	Employee	With Access ¹		Without Access ¹		Average Distance	Average Time
			#	#	%	#	%	1	1
Minnesota	Beltrami	24030	450	445	98.9	5	1.1	7.4	8.1
	Clay	24130	324	324	100.0	0	0.0	4.4	4.8
	Clearwater	24140	387	387	100.0	0	0.0	7.2	7.8
	Cottonwood	24160	255	255	100.0	0	0.0	4.5	4.8
	Hubbard	24280	110	110	100.0	0	0.0	9.4	10.2
	Jackson	24310	107	107	100.0	0	0.0	5.8	6.3
	Murray	24500	321	321	100.0	0	0.0	8.6	9.3
	Nobles	24520	268	268	100.0	0	0.0	5.4	5.9
	Pennington	24560	145	145	100.0	0	0.0	4.5	4.8
	Red Lake	24620	346	346	100.0	0	0.0	10.1	11.0
	Rock	24660	440	440	100.0	0	0.0	6.0	6.5
Grand Totals			3,153	3,148	99.8	5	0.2	6.8	7.3

Mental Health Provider Prescribers



© 2024 Quest Analytics, LLC.

September 6, 2024

Mental Health Provider Prescribers

277 providers at 247 locations

★ All providers

Sanford Health Plan Network Analysis - Census

Employee Group

Minnesota Members

Provider Group

Mental Health Provider Prescribers

35,677 employee locations

● With access (27,880)

● Without access (7,797)

The Access Standard is defined as (Minnesota Members) employees accessing:

1 (Mental Health Provider Prescribers) provider in 30 miles

Service Areas

□ Minnesota Service Area

52.60 miles

Access Detail By County

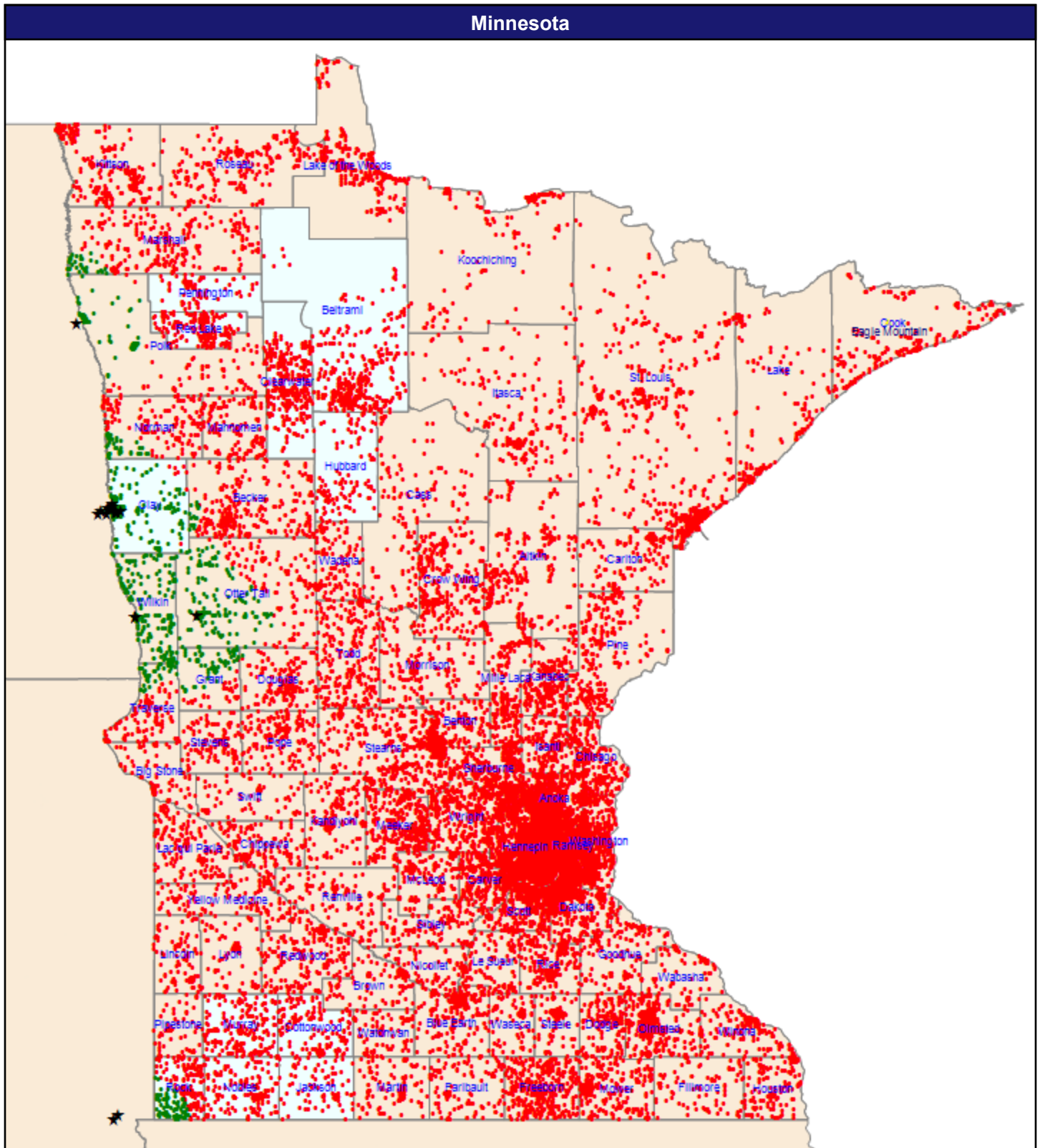
September 6, 2024

Access Analysis
 Sanford Health Plan Network Analysis
 - Time
 Employee / Provider Groups
 Minnesota Members (Minnesota
 Service Area)
 Mental Health Provider Prescribers

¹ The Access Standard is defined as
 (Minnesota Members (Minnesota
 Service Area)) employees accessing:
 1 (Mental Health Provider Prescribers)
 provider in 30 miles and 30 minutes

All Employees									
State Name	County	County SSA	Employee	With Access ¹		Without Access ¹		Average Distance	Average Time
			#	#	%	#	%	1	1
Minnesota	Beltrami	24030	450	426	94.7	24	5.3	8.9	9.6
	Clay	24130	324	324	100.0	0	0.0	6.9	7.6
	Clearwater	24140	387	387	100.0	0	0.0	8.1	8.7
	Cottonwood	24160	255	251	98.4	4	1.6	11.4	12.4
	Hubbard	24280	110	109	99.1	1	0.9	11.1	12.0
	Jackson	24310	107	107	100.0	0	0.0	15.0	16.3
	Murray	24500	321	321	100.0	0	0.0	9.7	10.5
	Nobles	24520	268	268	100.0	0	0.0	8.2	8.9
	Pennington	24560	145	145	100.0	0	0.0	4.9	5.3
	Red Lake	24620	346	282	81.5	64	18.5	20.6	22.4
	Rock	24660	440	440	100.0	0	0.0	6.4	7.0
	Grand Totals		3,153	3,060	97.1	93	2.9	9.8	10.7

Child and Adolescent Psychiatrist



© 2024 Quest Analytics, LLC.

September 6, 2024

Child and Adolescent Psychiatrist

20 providers at 22 locations

★ All providers

Sanford Health Plan Network Analysis - Census

Employee Group

Minnesota Members

Provider Group

Child and Adolescent Psychiatrist

35,677 employee locations

● With access (1,207)

● Without access (34,470)

The Access Standard is defined as (Minnesota Members) employees accessing:

1 (Child and Adolescent Psychiatrist) provider in 30 miles

Service Areas

□ Minnesota Service Area

52.60 miles

Access Detail By County

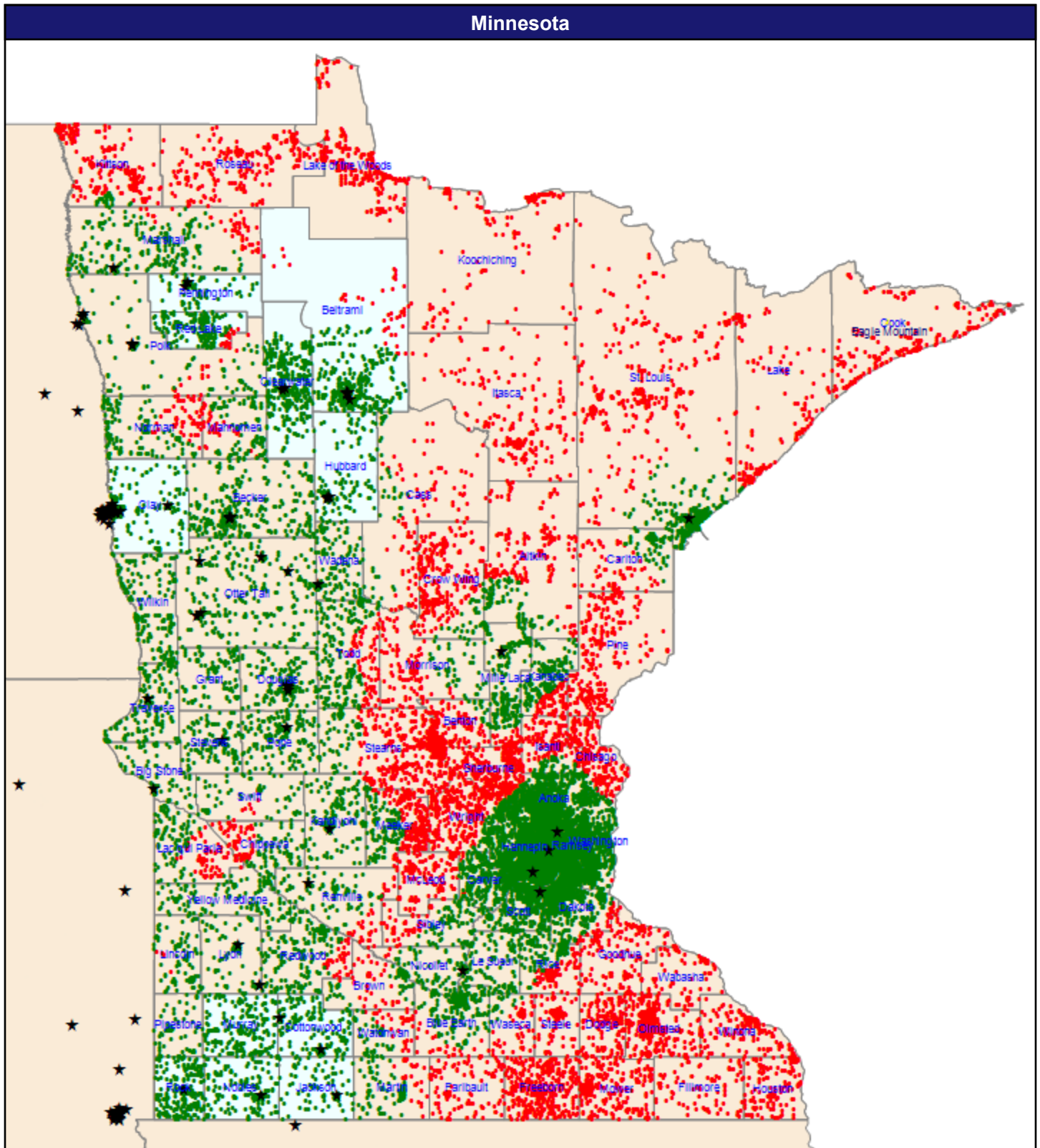
September 6, 2024

Access Analysis
 Sanford Health Plan Network Analysis
 - Time
 Employee / Provider Groups
 Minnesota Members (Minnesota
 Service Area)
 Child and Adolescent Psychiatrist

¹ The Access Standard is defined as
 (Minnesota Members (Minnesota
 Service Area)) employees accessing:
 1 (Child and Adolescent Psychiatrist)
 provider in 30 miles and 30 minutes

All Employees									
State Name	County	County SSA	Employee			Without Access ¹		Average Distance	Average Time
			#	#	%	#	%	1	1
Minnesota	Beltrami	24030	450	0	0.0	450	100.0	103.4	112.8
	Clay	24130	324	313	96.6	11	3.4	8.3	9.1
	Clearwater	24140	387	0	0.0	387	100.0	82.3	89.7
	Cottonwood	24160	255	0	0.0	255	100.0	89.2	107.0
	Hubbard	24280	110	0	0.0	110	100.0	86.2	94.0
	Jackson	24310	107	0	0.0	107	100.0	84.6	101.5
	Murray	24500	321	0	0.0	321	100.0	67.9	81.5
	Nobles	24520	268	0	0.0	268	100.0	55.4	66.4
	Pennington	24560	145	0	0.0	145	100.0	49.8	54.3
	Red Lake	24620	346	0	0.0	346	100.0	45.4	49.5
	Rock	24660	440	69	15.7	371	84.3	32.3	38.7
	Grand Totals		3,153	382	12.1	2,771	87.9	62.2	70.7

Psychiatrists



© 2024 Quest Analytics, LLC.

September 6, 2024

Psychiatrists

182 providers at 162 locations

★ All providers

Sanford Health Plan Network Analysis - Census

Employee Group

Minnesota Members

Provider Group

Psychiatrists

35,677 employee locations

● With access (24,762)

● Without access (10,915)

The Access Standard is defined as (Minnesota Members) employees accessing:

1 (Psychiatrists) provider in 30 miles

Service Areas

□ Minnesota Service Area

52.60 miles

Access Detail By County

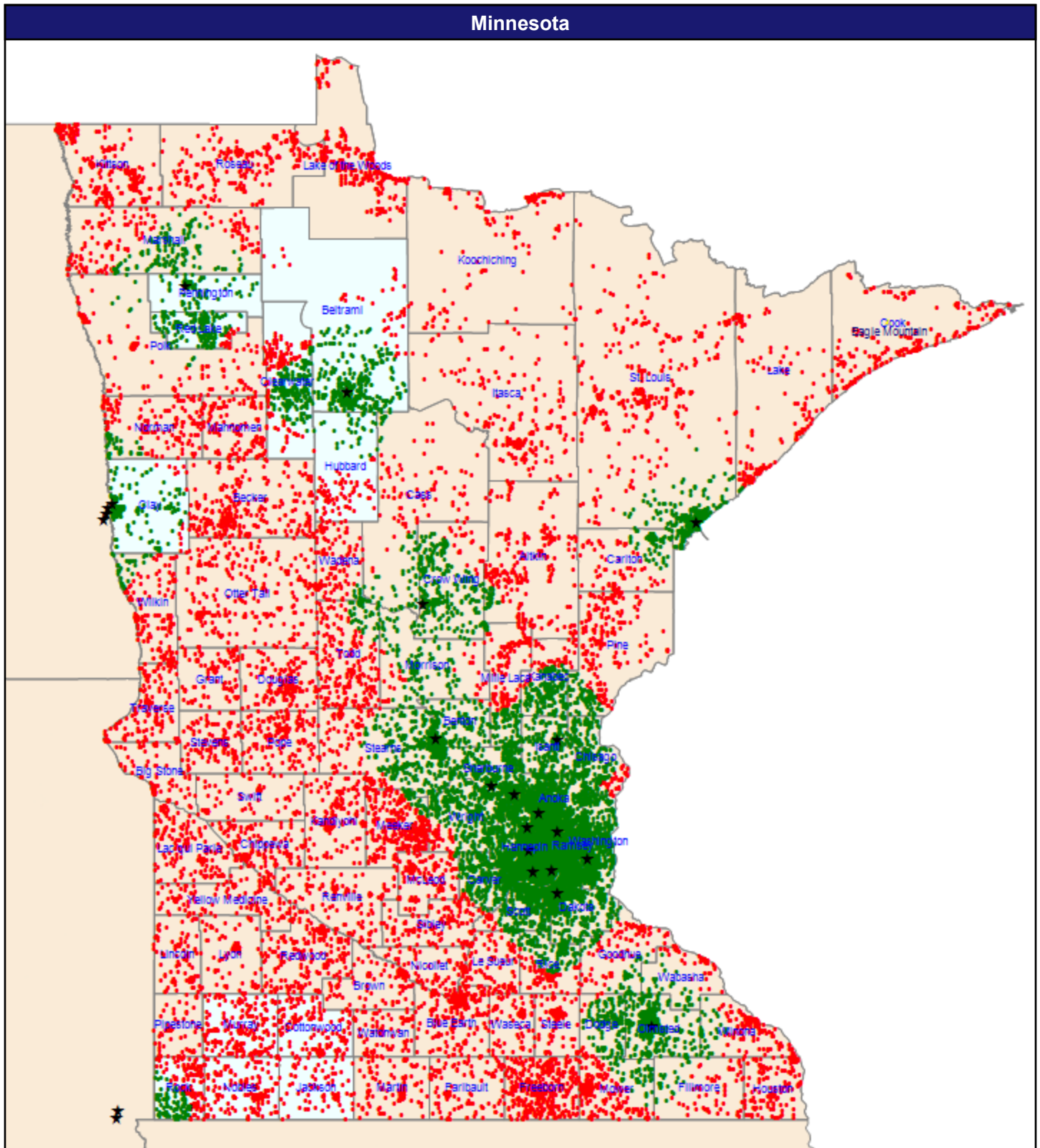
September 6, 2024

Access Analysis
 Sanford Health Plan Network Analysis
 - Time
 Employee / Provider Groups
 Minnesota Members (Minnesota
 Service Area)
 Psychiatrists

¹ The Access Standard is defined as
 (Minnesota Members (Minnesota
 Service Area)) employees accessing:
 1 (Psychiatrists) provider in 30 miles
 and 30 minutes

All Employees									
State Name	County	County SSA	Employee	With Access ¹		Without Access ¹		Average Distance	Average Time
			#	#	%	#	%	1	1
Minnesota	Beltrami	24030	450	392	87.1	58	12.9	12.2	13.2
	Clay	24130	324	324	100.0	0	0.0	5.2	5.7
	Clearwater	24140	387	387	100.0	0	0.0	10.4	11.3
	Cottonwood	24160	255	255	100.0	0	0.0	7.2	7.8
	Hubbard	24280	110	109	99.1	1	0.9	10.9	11.8
	Jackson	24310	107	107	100.0	0	0.0	8.5	9.3
	Murray	24500	321	293	91.3	28	8.7	18.1	19.7
	Nobles	24520	268	268	100.0	0	0.0	8.6	9.3
	Pennington	24560	145	145	100.0	0	0.0	4.9	5.3
	Red Lake	24620	346	282	81.5	64	18.5	20.7	22.5
	Rock	24660	440	440	100.0	0	0.0	6.7	7.3
	Grand Totals		3,153	3,002	95.2	151	4.8	10.8	11.7

Mental Health Clinical Nurse Specialist



© 2024 Quest Analytics, LLC.

September 6, 2024

Mental Health Clinical Nurse Specialist

11 providers at 26 locations

★ All providers

Sanford Health Plan Network Analysis - Census

Employee Group

Minnesota Members

Provider Group

Mental Health Clinical Nurse Specialist

35,677 employee locations

● With access (21,141)

● Without access (14,536)

The Access Standard is defined as (Minnesota Members) employees accessing:

1 (Mental Health Clinical Nurse Specialist) provider in 30 miles

Service Areas

□ Minnesota Service Area

52.60 miles

Access Detail By County

September 6, 2024

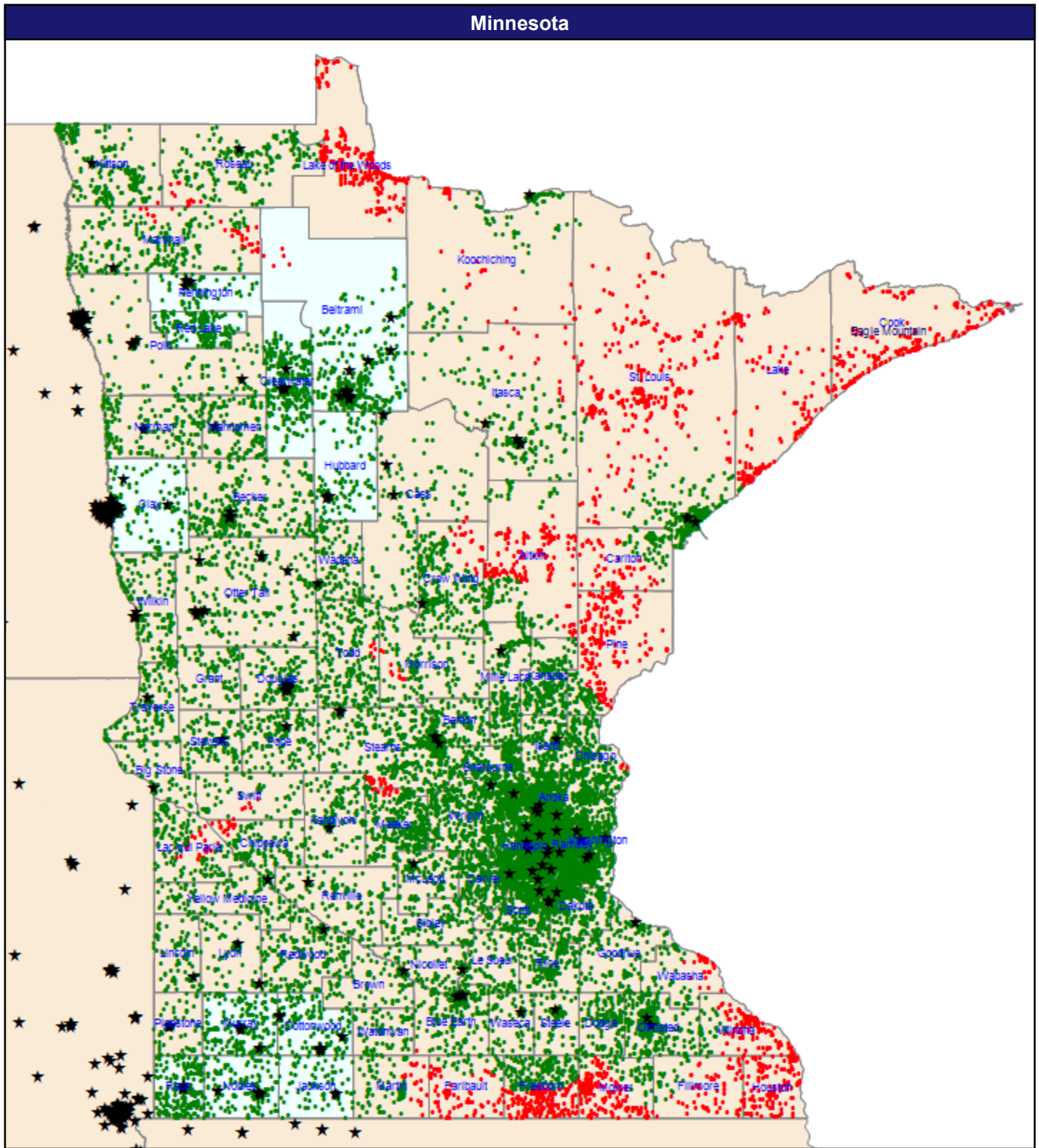
Access Analysis
 Sanford Health Plan Network Analysis
 - Time

Employee / Provider Groups
 Minnesota Members (Minnesota
 Service Area)
 Mental Health Clinical Nurse
 Specialist

¹ The Access Standard is defined as
 (Minnesota Members (Minnesota
 Service Area)) employees accessing:
 1 (Mental Health Clinical Nurse
 Specialist) provider in 30 miles and 30
 minutes

All Employees									
State Name	County	County SSA	Employee	With Access ¹		Without Access ¹		Average Distance	Average Time
			#	#	%	#	%	1	1
Minnesota	Beltrami	24030	450	388	86.2	62	13.8	13.2	14.4
	Clay	24130	324	278	85.8	46	14.2	10.1	11.4
	Clearwater	24140	387	201	51.9	186	48.1	28.0	30.5
	Cottonwood	24160	255	0	0.0	255	100.0	88.3	105.9
	Hubbard	24280	110	31	28.2	79	71.8	33.3	36.3
	Jackson	24310	107	0	0.0	107	100.0	84.3	101.2
	Murray	24500	321	0	0.0	321	100.0	66.5	79.7
	Nobles	24520	268	0	0.0	268	100.0	54.8	65.8
	Pennington	24560	145	145	100.0	0	0.0	6.3	6.8
	Red Lake	24620	346	282	81.5	64	18.5	21.0	22.9
	Rock	24660	440	76	17.3	364	82.7	31.0	37.2
	Grand Totals		3,153	1,401	44.4	1,752	55.6	35.9	41.9

Mental Health Providers



© 2024 Quest Analytics, LLC.

September 6, 2024

Mental Health Providers

2,396 providers at 863 locations

★ All providers

Sanford Health Plan Network Analysis - Census

Employee Group

Minnesota Members

Provider Group

Mental Health Providers

35,677 employee locations

● With access (32,165)


● Without access (3,512)

The Access Standard is defined as (Minnesota Members) employees accessing:

1 (Mental Health Providers) provider in 30 miles

Service Areas

□ Minnesota Service Area



Access Detail By County

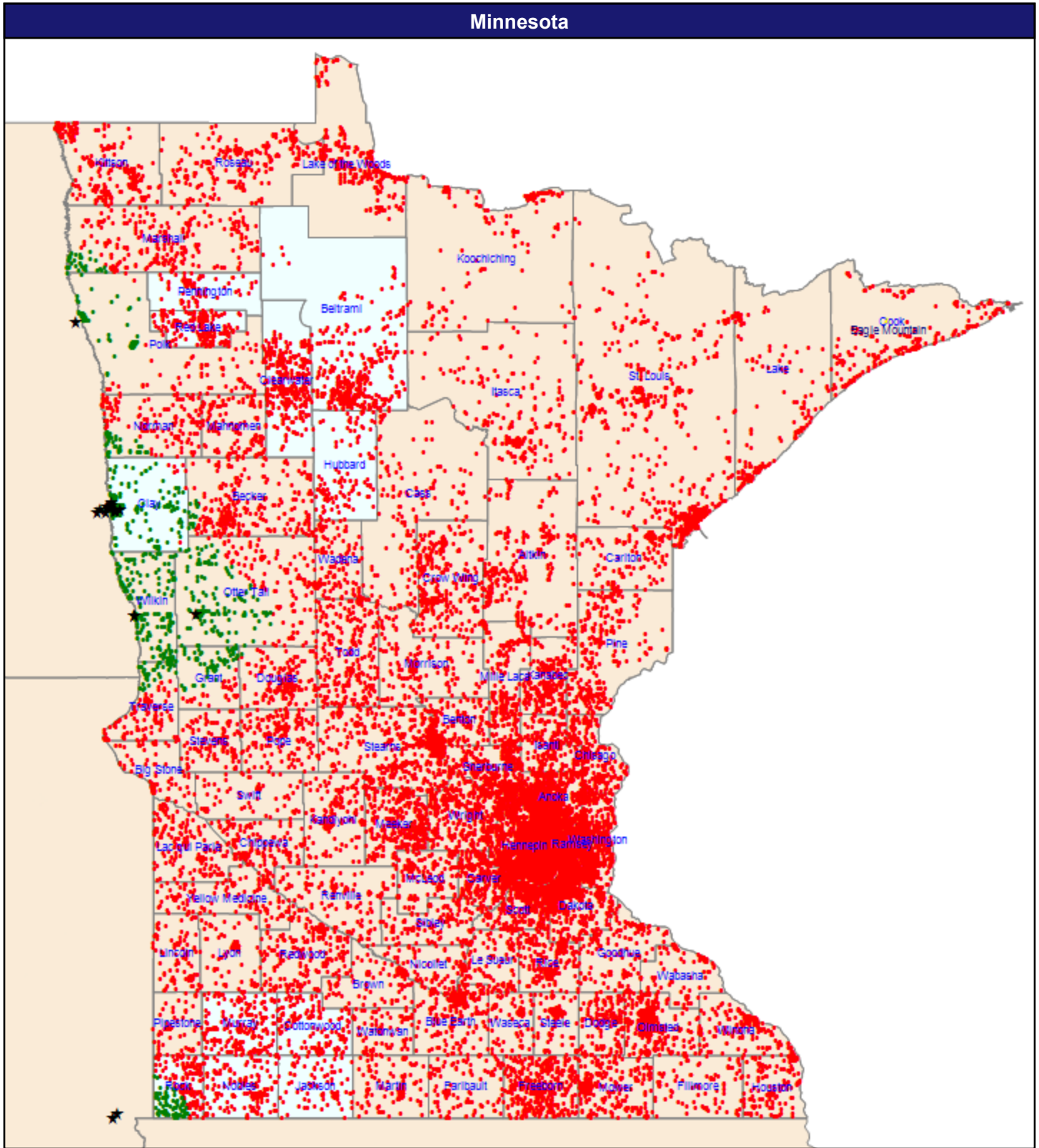
September 6, 2024

Access Analysis
 Sanford Health Plan Network Analysis
 - Time
 Employee / Provider Groups
 Minnesota Members (Minnesota
 Service Area)
 Mental Health Providers

¹ The Access Standard is defined as
 (Minnesota Members (Minnesota
 Service Area)) employees accessing:
 1 (Mental Health Providers) provider in
 30 miles and 30 minutes

All Employees									
State Name	County	County SSA	Employee	With Access ¹		Without Access ¹		Average Distance	Average Time
			#	#	%	#	%	1	1
Minnesota	Beltrami	24030	450	445	98.9	5	1.1	6.2	6.7
	Clay	24130	324	324	100.0	0	0.0	4.2	4.6
	Clearwater	24140	387	387	100.0	0	0.0	7.9	8.6
	Cottonwood	24160	255	255	100.0	0	0.0	4.5	4.9
	Hubbard	24280	110	110	100.0	0	0.0	8.8	9.6
	Jackson	24310	107	107	100.0	0	0.0	7.9	8.6
	Murray	24500	321	321	100.0	0	0.0	6.2	6.7
	Nobles	24520	268	268	100.0	0	0.0	5.2	5.6
	Pennington	24560	145	145	100.0	0	0.0	4.5	4.9
	Red Lake	24620	346	346	100.0	0	0.0	18.8	20.5
	Rock	24660	440	440	100.0	0	0.0	5.2	5.7
	Grand Totals		3,153	3,148	99.8	5	0.2	7.3	7.9

Licensed Child and Adolescent Psychologists: LP



© 2024 Quest Analytics, LLC.

September 6, 2024

Licensed Child and Adolescent Psychologists: LP

20 providers at 22 locations

★ All providers

Sanford Health Plan Network Analysis - Census

Employee Group

Minnesota Members

Provider Group

Licensed Child and Adolescent Psychologists: LP

35,677 employee locations

● With access (1,207)

● Without access (34,470)

The Access Standard is defined as (Minnesota Members) employees accessing:

1 (Licensed Child and Adolescent Psychologists: LP) provider in 30 miles

Service Areas

□ Minnesota Service Area

Access Detail By County

September 6, 2024

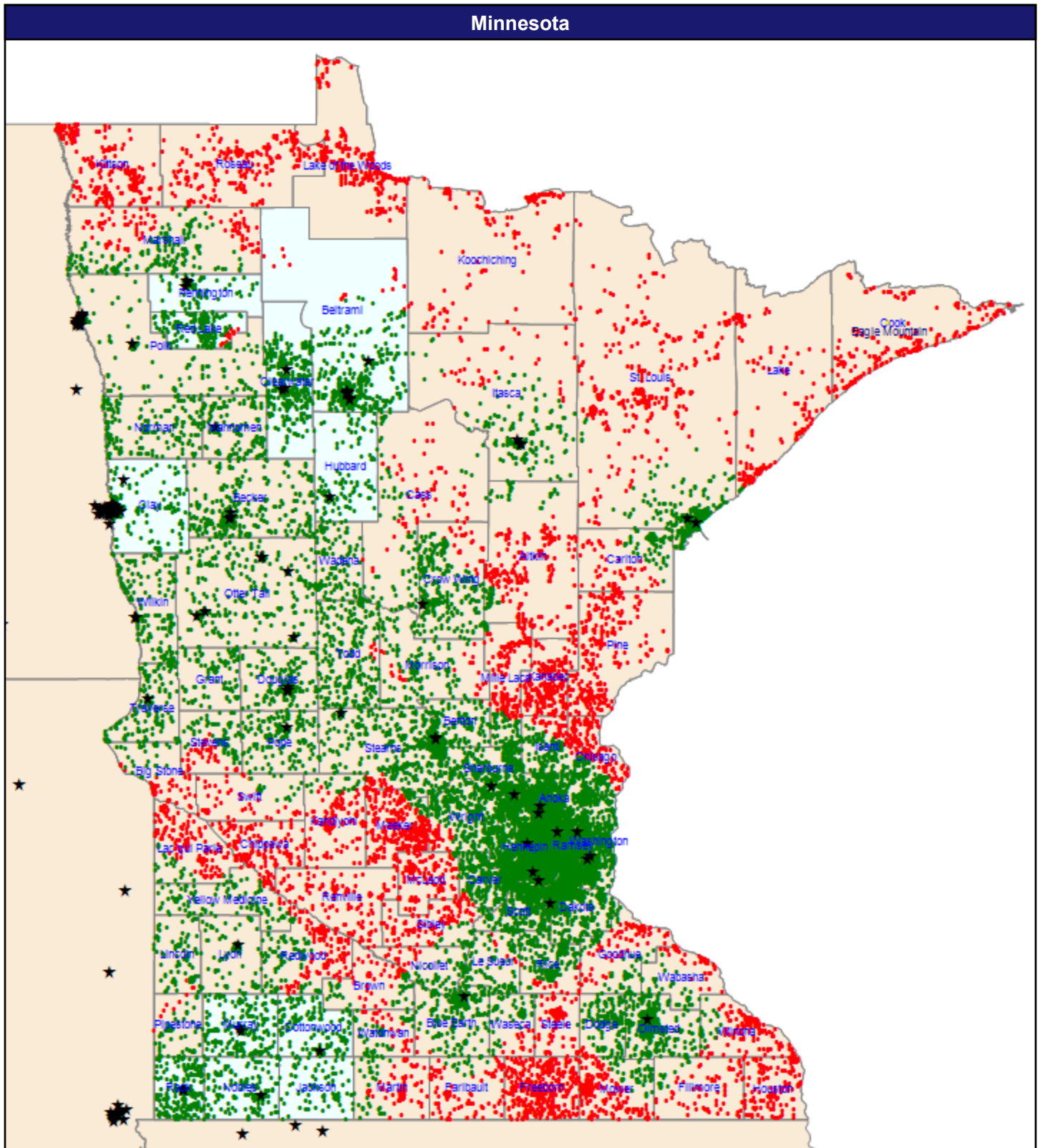
Access Analysis
 Sanford Health Plan Network Analysis
 - Time

Employee / Provider Groups
 Minnesota Members (Minnesota
 Service Area)
 Licensed Child and Adolescent
 Psychologists: LP

¹ The Access Standard is defined as
 (Minnesota Members (Minnesota
 Service Area)) employees accessing:
 1 (Licensed Child and Adolescent
 Psychologists: LP) provider in 30 miles
 and 30 minutes

All Employees									
State Name	County	County SSA	Employee	With Access ¹		Without Access ¹		Average Distance	Average Time
			#	#	%	#	%	1	1
Minnesota	Beltrami	24030	450	0	0.0	450	100.0	103.4	112.8
	Clay	24130	324	313	96.6	11	3.4	8.3	9.1
	Clearwater	24140	387	0	0.0	387	100.0	82.3	89.7
	Cottonwood	24160	255	0	0.0	255	100.0	89.2	107.0
	Hubbard	24280	110	0	0.0	110	100.0	86.2	94.0
	Jackson	24310	107	0	0.0	107	100.0	84.6	101.5
	Murray	24500	321	0	0.0	321	100.0	67.9	81.5
	Nobles	24520	268	0	0.0	268	100.0	55.4	66.4
	Pennington	24560	145	0	0.0	145	100.0	49.8	54.3
	Red Lake	24620	346	0	0.0	346	100.0	45.4	49.5
	Rock	24660	440	69	15.7	371	84.3	32.3	38.7
Grand Totals			3,153	382	12.1	2,771	87.9	62.2	70.7

Licensed Psychologists: LP



© 2024 Quest Analytics, LLC.

September 6, 2024

Licensed Psychologists: LP

258 providers at 235 locations

★ All providers

Sanford Health Plan Network Analysis - Census

Employee Group
Minnesota Members
Provider Group
Licensed Psychologists: LP
35,677 employee locations
● With access (27,248)
● Without access (8,429)

The Access Standard is defined as (Minnesota Members) employees accessing:

1 (Licensed Psychologists: LP) provider in 30 miles

Service Areas

□ Minnesota Service Area

52.60 miles

Access Detail By County

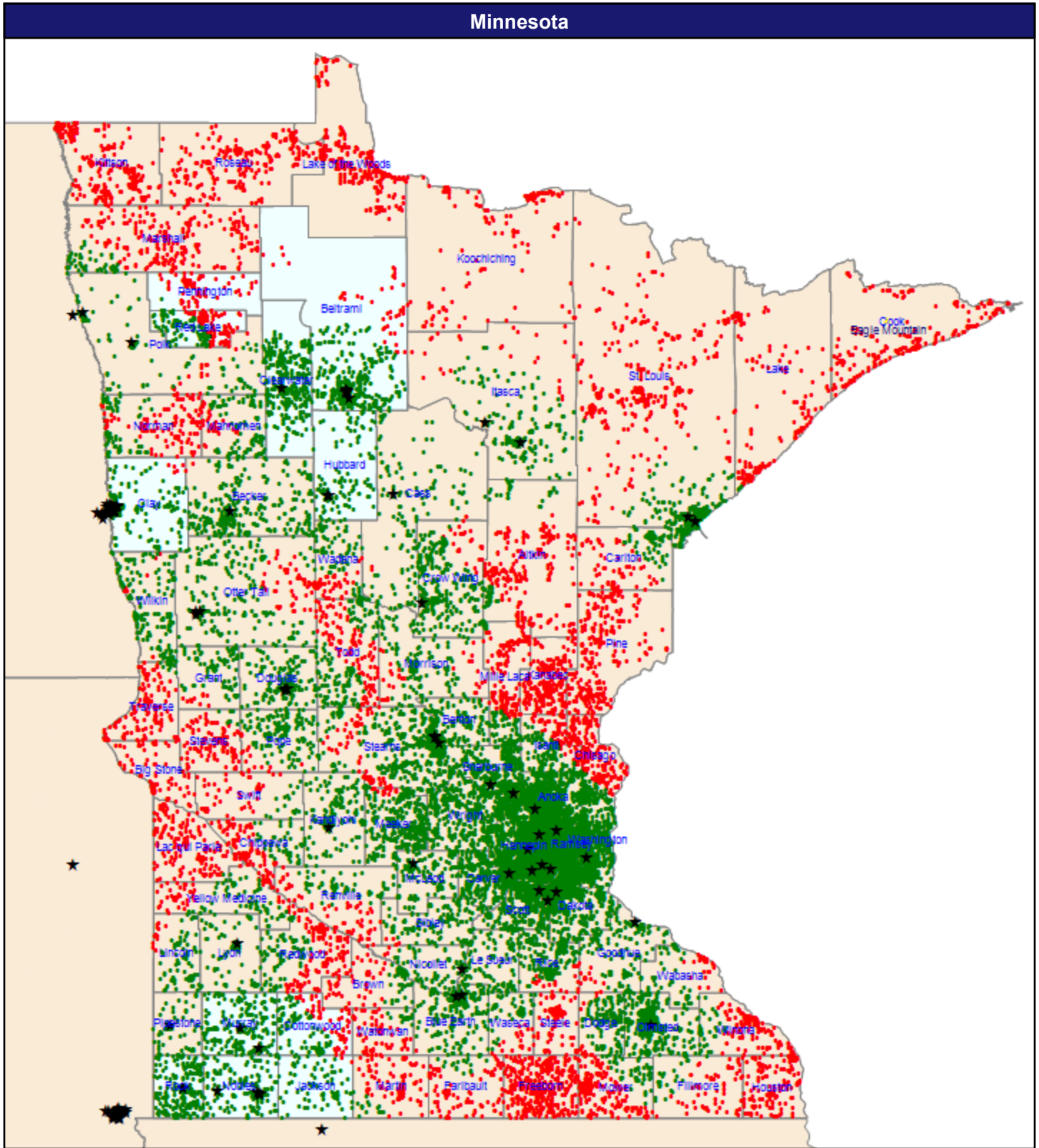
September 6, 2024

Access Analysis
 Sanford Health Plan Network Analysis
 - Time
 Employee / Provider Groups
 Minnesota Members (Minnesota
 Service Area)
 Licensed Psychologists: LP

¹ The Access Standard is defined as
 (Minnesota Members (Minnesota
 Service Area)) employees accessing:
 1 (Licensed Psychologists: LP)
 provider in 30 miles and 30 minutes

All Employees									
State Name	County	County SSA	Employee	With Access ¹		Without Access ¹		Average Distance	Average Time
			#	#	%	#	%	1	1
Minnesota	Beltrami	24030	450	426	94.7	24	5.3	8.9	9.6
	Clay	24130	324	324	100.0	0	0.0	6.9	7.6
	Clearwater	24140	387	387	100.0	0	0.0	8.1	8.7
	Cottonwood	24160	255	251	98.4	4	1.6	11.4	12.4
	Hubbard	24280	110	109	99.1	1	0.9	11.1	12.0
	Jackson	24310	107	107	100.0	0	0.0	15.0	16.3
	Murray	24500	321	321	100.0	0	0.0	9.7	10.5
	Nobles	24520	268	268	100.0	0	0.0	8.2	8.9
	Pennington	24560	145	145	100.0	0	0.0	4.9	5.3
	Red Lake	24620	346	282	81.5	64	18.5	20.6	22.4
	Rock	24660	440	440	100.0	0	0.0	6.4	7.0
	Grand Totals		3,153	3,060	97.1	93	2.9	9.8	10.7

Licensed Marriage and Family Therapists: LMFT or LMFTA



© 2024 Quest Analytics, LLC.

September 6, 2024

Licensed Marriage and Family Therapists: LMFT or LMFTA

126 providers at 134 locations

★ All providers

Sanford Health Plan Network Analysis - Census

Employee Group

Minnesota Members

Provider Group

Licensed Marriage and Family Therapists: LMFT or LMFTA

35,677 employee locations

● With access (26,757)

● Without access (8,920)

The Access Standard is defined as (Minnesota Members) employees accessing:

1 (Licensed Marriage and Family Therapists: LMFT or LMFTA) provider in 30 miles

Service Areas

□ Minnesota Service Area

Access Detail By County

September 6, 2024

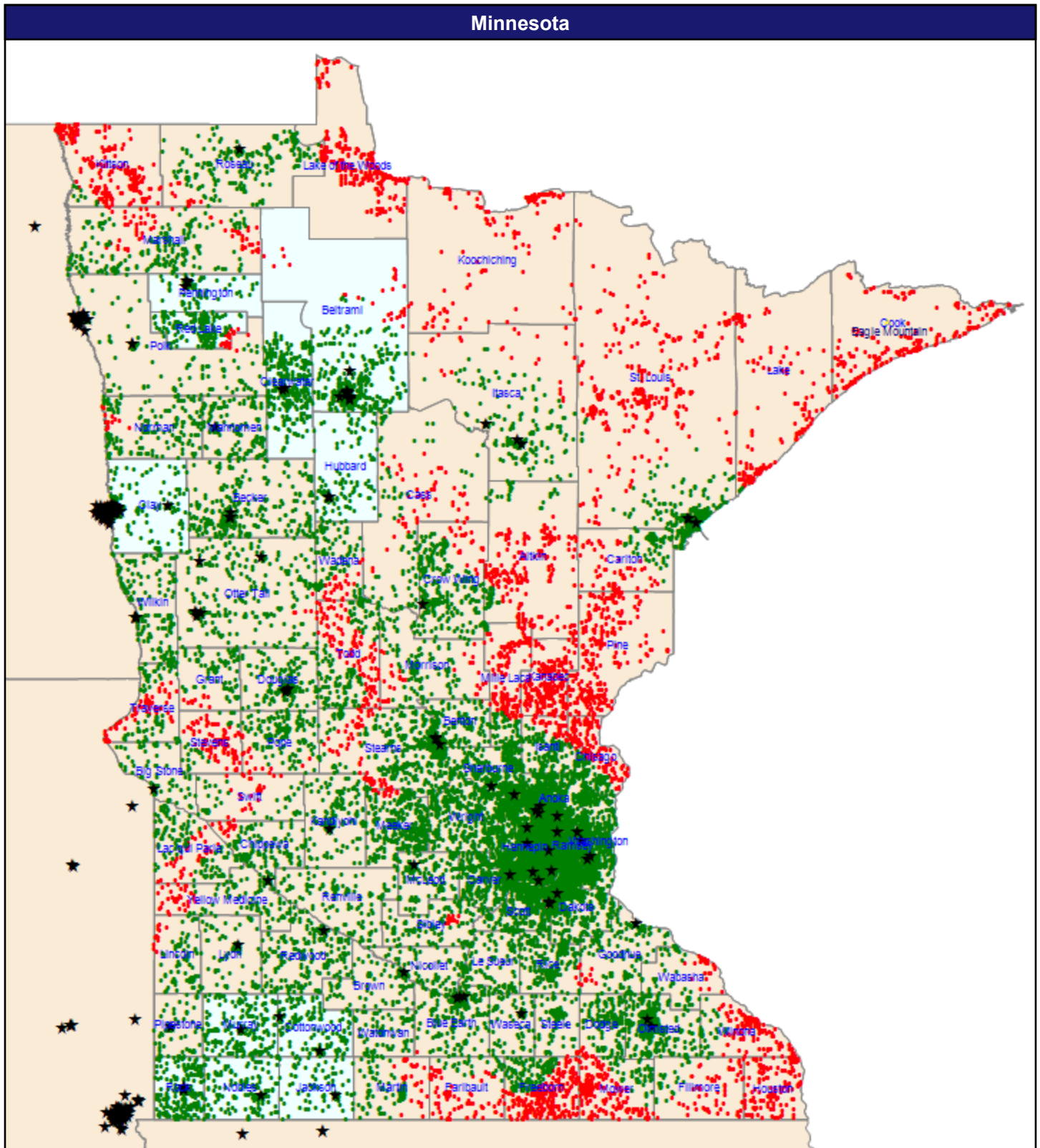
Access Analysis
 Sanford Health Plan Network Analysis
 - Time

Employee / Provider Groups
 Minnesota Members (Minnesota
 Service Area)
 Licensed Marriage and Family
 Therapists: LMFT or LMFTA

¹ The Access Standard is defined as
 (Minnesota Members (Minnesota
 Service Area)) employees accessing:
 1 (Licensed Marriage and Family
 Therapists: LMFT or LMFTA) provider
 in 30 miles and 30 minutes

All Employees									
State Name	County	County SSA	Employee			Without Access ¹		Average Distance	Average Time
			#	#	%	#	%	1	1
Minnesota	Beltrami	24030	450	395	87.8	55	12.2	12.2	13.3
	Clay	24130	324	306	94.4	18	5.6	8.0	8.7
	Clearwater	24140	387	387	100.0	0	0.0	10.9	11.8
	Cottonwood	24160	255	148	58.0	107	42.0	27.3	29.7
	Hubbard	24280	110	110	100.0	0	0.0	10.2	11.1
	Jackson	24310	107	101	94.4	6	5.6	19.1	20.8
	Murray	24500	321	321	100.0	0	0.0	7.7	8.3
	Nobles	24520	268	268	100.0	0	0.0	5.3	5.7
	Pennington	24560	145	2	1.4	143	98.6	40.2	43.8
	Red Lake	24620	346	177	51.2	169	48.8	27.7	30.1
	Rock	24660	440	440	100.0	0	0.0	6.5	7.0
Grand Totals			3,153	2,655	84.2	498	15.8	14.1	15.4

Licensed Professional Counselors: LPCC or LPC



© 2024 Quest Analytics, LLC.

September 6, 2024

Licensed Professional Counselors: LPCC or LPC

958 providers at 457 locations

★ All providers

Sanford Health Plan Network Analysis - Census

Employee Group

Minnesota Members

Provider Group

Licensed Professional Counselors: LPCC or LPC

35,677 employee locations

● With access (29,684)

● Without access (5,993)

The Access Standard is defined as (Minnesota Members) employees accessing:

1 (Licensed Professional Counselors: LPCC or LPC) provider in 30 miles

Service Areas

□ Minnesota Service Area

Access Detail By County

September 6, 2024

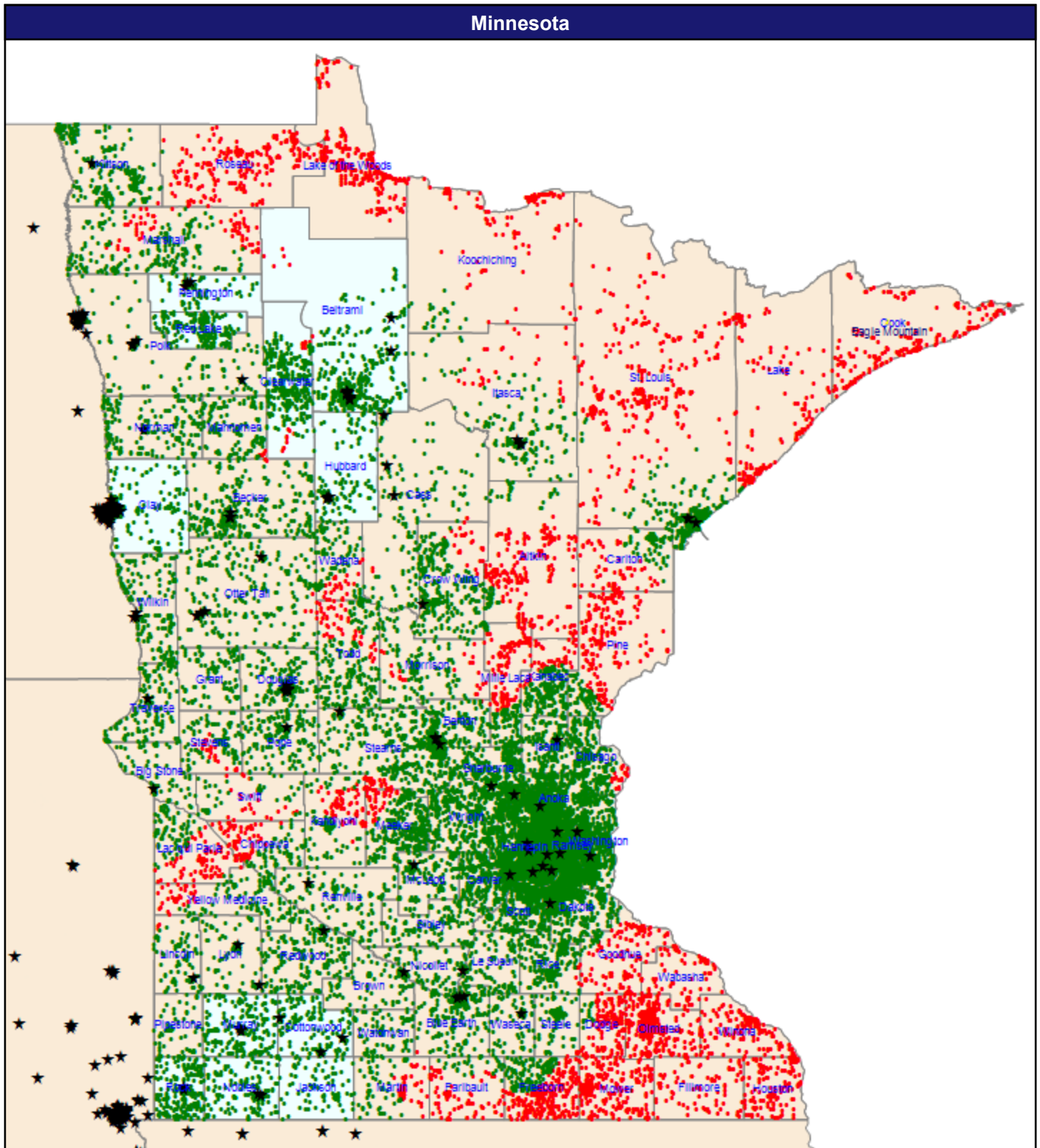
Access Analysis
 Sanford Health Plan Network Analysis
 - Time

Employee / Provider Groups
 Minnesota Members (Minnesota
 Service Area)
 Licensed Professional Counselors:
 LPCC or LPC

¹ The Access Standard is defined as
 (Minnesota Members (Minnesota
 Service Area)) employees accessing:
 1 (Licensed Professional Counselors:
 LPCC or LPC) provider in 30 miles and
 30 minutes

All Employees									
State Name	County	County SSA	Employee	With Access ¹		Without Access ¹		Average Distance	Average Time
			#	#	%	#	%	1	1
Minnesota	Beltrami	24030	450	411	91.3	39	8.7	9.7	10.5
	Clay	24130	324	324	100.0	0	0.0	4.8	5.2
	Clearwater	24140	387	387	100.0	0	0.0	10.4	11.3
	Cottonwood	24160	255	255	100.0	0	0.0	7.5	8.1
	Hubbard	24280	110	109	99.1	1	0.9	10.8	11.7
	Jackson	24310	107	107	100.0	0	0.0	8.5	9.2
	Murray	24500	321	321	100.0	0	0.0	9.1	9.8
	Nobles	24520	268	268	100.0	0	0.0	8.2	8.8
	Pennington	24560	145	145	100.0	0	0.0	4.8	5.2
	Red Lake	24620	346	282	81.5	64	18.5	20.7	22.5
	Rock	24660	440	440	100.0	0	0.0	6.1	6.6
	Grand Totals		3,153	3,049	96.7	104	3.3	9.4	10.2

Licensed Social Workers: LICSW, LCSW, and LISW



© 2024 Quest Analytics, LLC.

September 6, 2024

Licensed Social Workers: LICSW, LCSW, and LISW

716 providers at 506 locations

★ All providers

Sanford Health Plan Network Analysis - Census

Employee Group

Minnesota Members

Provider Group

Licensed Social Workers: LICSW, LCSW, and LISW

35,677 employee locations

● With access (29,302)

● Without access (6,375)

The Access Standard is defined as (Minnesota Members) employees accessing:

1 (Licensed Social Workers: LICSW, LCSW, and LISW) provider in 30 miles

Service Areas

□ Minnesota Service Area

Access Detail By County

September 6, 2024

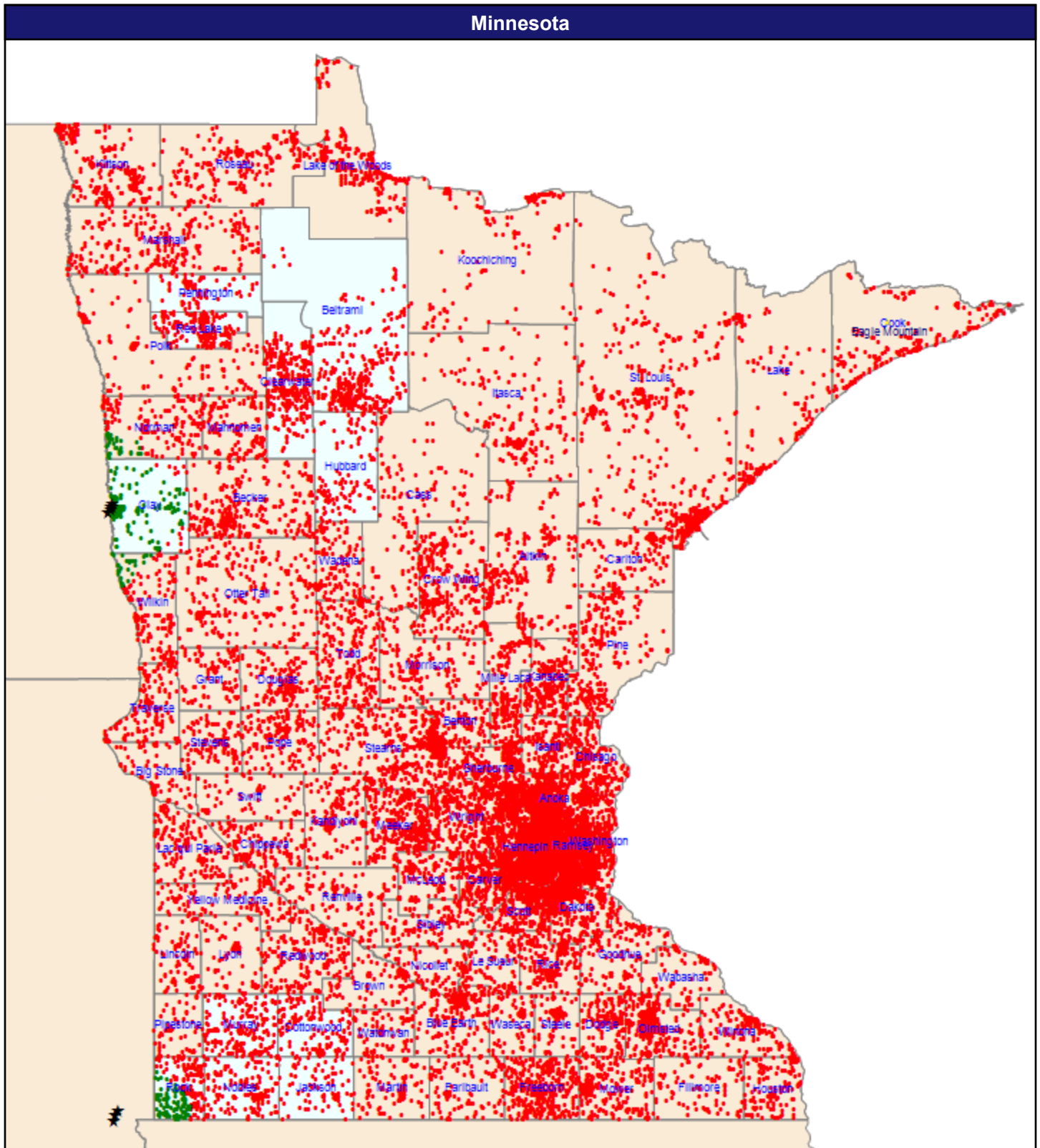
Access Analysis
 Sanford Health Plan Network Analysis
 - Time

Employee / Provider Groups
 Minnesota Members (Minnesota
 Service Area)
 Licensed Social Workers: LICSW,
 LCSW, and LISW

¹ The Access Standard is defined as
 (Minnesota Members (Minnesota
 Service Area)) employees accessing:
 1 (Licensed Social Workers: LICSW,
 LCSW, and LISW) provider in 30 miles
 and 30 minutes

All Employees									
State Name	County	County SSA	Employee	With Access ¹		Without Access ¹		Average Distance	Average Time
			#	#	%	#	%	1	1
Minnesota	Beltrami	24030	450	442	98.2	8	1.8	7.6	8.2
	Clay	24130	324	323	99.7	1	0.3	7.1	7.9
	Clearwater	24140	387	347	89.7	40	10.3	20.8	22.6
	Cottonwood	24160	255	255	100.0	0	0.0	4.8	5.2
	Hubbard	24280	110	110	100.0	0	0.0	8.9	9.7
	Jackson	24310	107	107	100.0	0	0.0	14.6	15.9
	Murray	24500	321	321	100.0	0	0.0	8.3	9.1
	Nobles	24520	268	268	100.0	0	0.0	7.7	8.4
	Pennington	24560	145	145	100.0	0	0.0	4.6	5.0
	Red Lake	24620	346	346	100.0	0	0.0	18.8	20.5
	Rock	24660	440	440	100.0	0	0.0	5.4	5.9
Grand Totals			3,153	3,104	98.4	49	1.6	10.1	11.0

Other Mental Health Providers



© 2024 Quest Analytics, LLC.

September 6, 2024

Other Mental Health Providers

10 providers at 11 locations

★ All providers

Sanford Health Plan Network Analysis - Census

Employee Group

Minnesota Members

Provider Group

Other Mental Health Providers

35,677 employee locations

● With access (520)

● Without access (35,157)

The Access Standard is defined as (Minnesota Members) employees accessing:

1 (Other Mental Health Providers) provider in 30 miles

Service Areas

□ Minnesota Service Area

52.60 miles

Access Detail By County

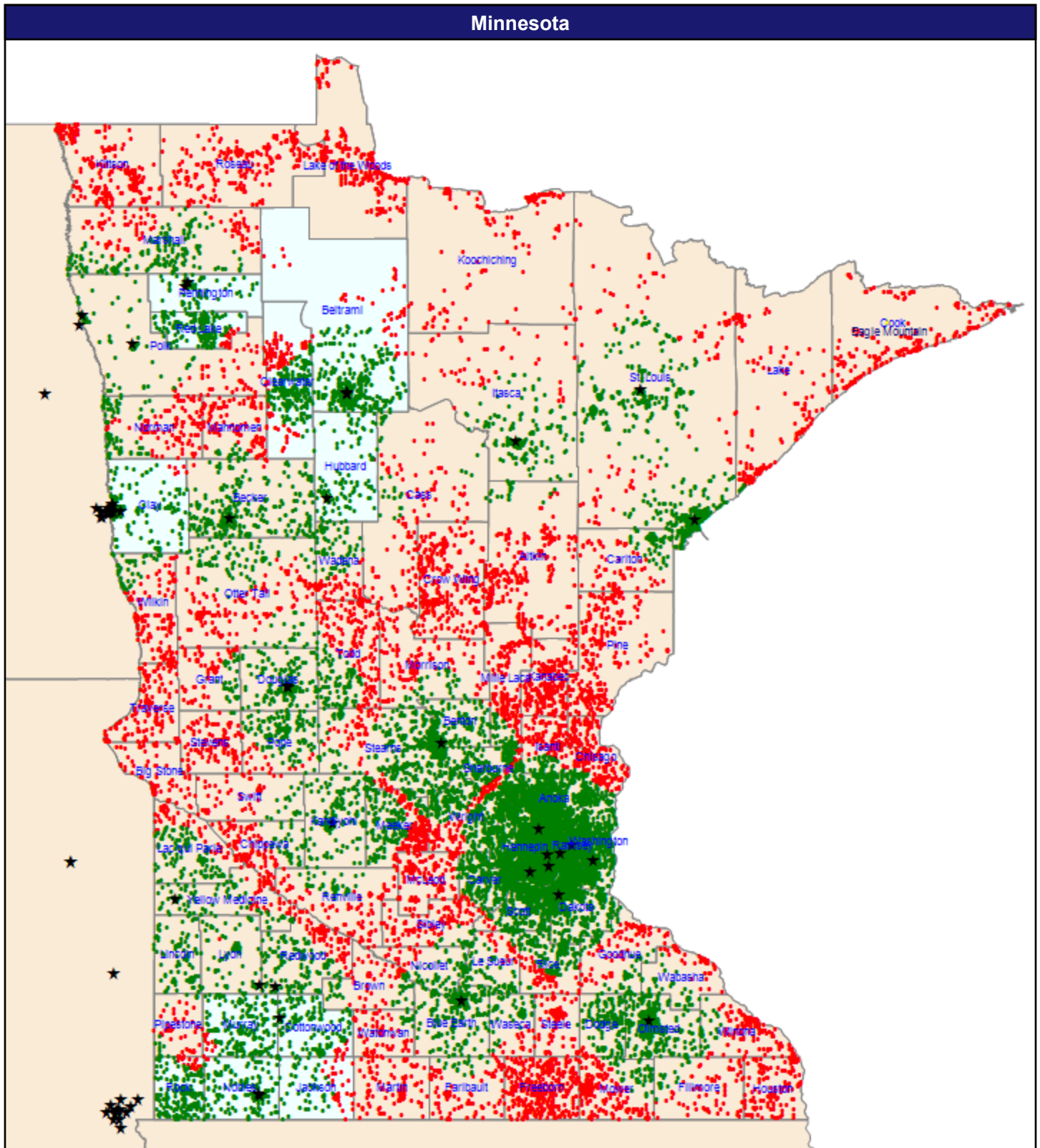
September 6, 2024

Access Analysis
 Sanford Health Plan Network Analysis
 - Time
 Employee / Provider Groups
 Minnesota Members (Minnesota
 Service Area)
 Other Mental Health Providers

¹ The Access Standard is defined as
 (Minnesota Members (Minnesota
 Service Area)) employees accessing:
 1 (Other Mental Health Providers)
 provider in 30 miles and 30 minutes

All Employees									
State Name	County	County SSA	Employee	With Access ¹		Without Access ¹		Average Distance	Average Time
			#	#	%	#	%	1	1
Minnesota	Beltrami	24030	450	0	0.0	450	100.0	107.1	116.8
	Clay	24130	324	278	85.8	46	14.2	9.9	11.4
	Clearwater	24140	387	0	0.0	387	100.0	88.3	96.3
	Cottonwood	24160	255	0	0.0	255	100.0	88.4	96.3
	Hubbard	24280	110	0	0.0	110	100.0	91.8	100.2
	Jackson	24310	107	0	0.0	107	100.0	84.3	91.9
	Murray	24500	321	0	0.0	321	100.0	66.4	72.4
	Nobles	24520	268	0	0.0	268	100.0	54.8	59.7
	Pennington	24560	145	0	0.0	145	100.0	92.3	100.7
	Red Lake	24620	346	0	0.0	346	100.0	79.4	86.6
	Rock	24660	440	91	20.7	349	79.3	31.0	33.7
Grand Totals			3,153	369	11.7	2,784	88.3	69.1	75.4

Pediatric Service Providers



© 2024 Quest Analytics, LLC.

September 6, 2024

Pediatric Services Providers
215 providers at 92 locations
★ All providers

Sanford Health Plan Network Analysis - Census

Employee Group
Minnesota Members
Provider Group
Pediatric Services Providers
35,677 employee locations
● With access (25,029)
● Without access (10,648)

The Access Standard is defined as (Minnesota Members) employees accessing:
1 (Pediatric Services Providers) provider in 30 miles

Service Areas
□ Minnesota Service Area

52.60 miles

Access Detail By County

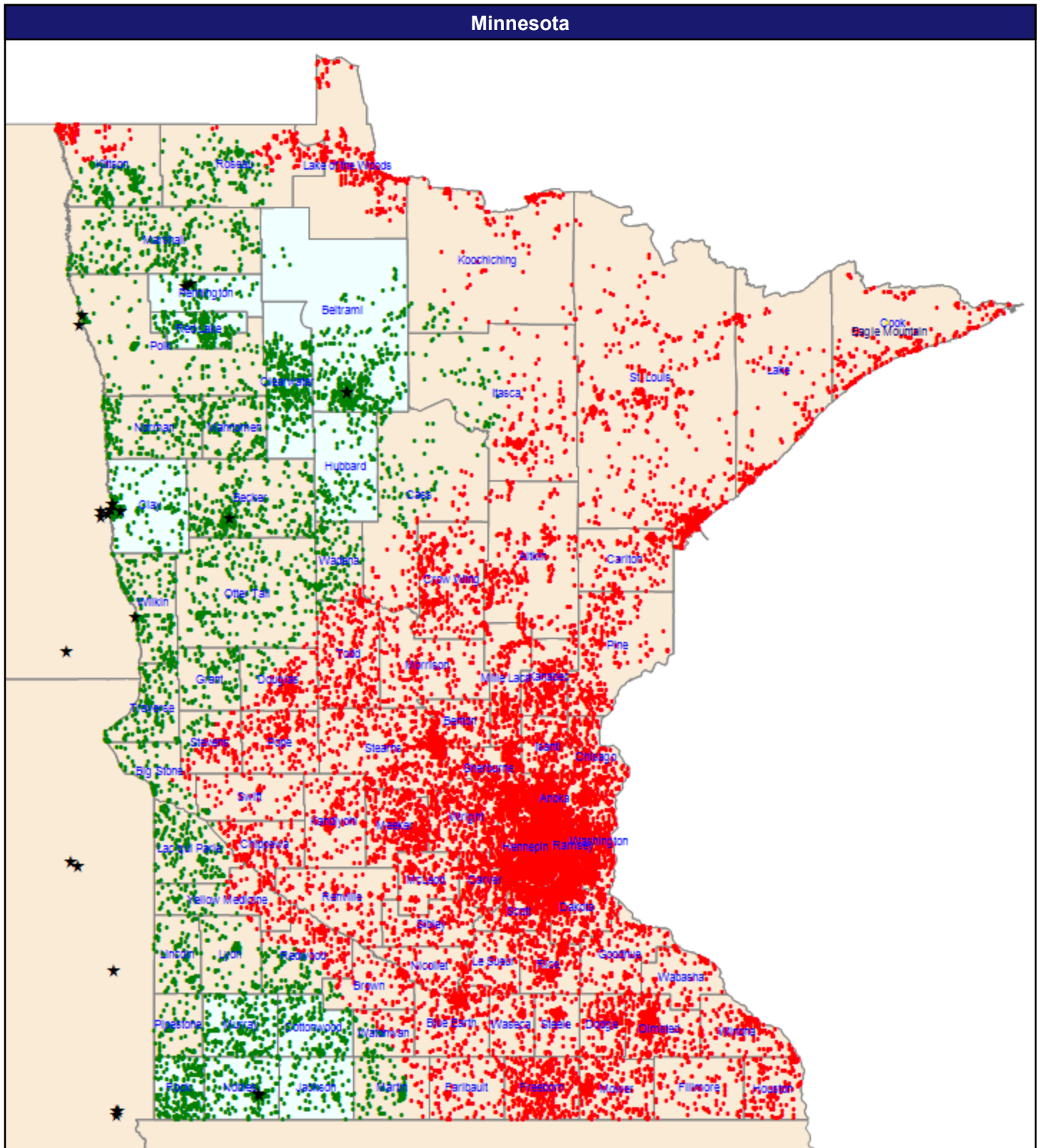
September 6, 2024

Access Analysis
 Sanford Health Plan Network Analysis
 - Time
 Employee / Provider Groups
 Minnesota Members (Minnesota
 Service Area)
 Pediatric Services Providers

¹ The Access Standard is defined as
 (Minnesota Members (Minnesota
 Service Area)) employees accessing:
 1 (Pediatric Services Providers)
 provider in 30 miles and 30 minutes

All Employees									
State Name	County	County SSA	Employee	With Access ¹		Without Access ¹		Average Distance	Average Time
			#	#	%	#	%	1	1
Minnesota	Beltrami	24030	450	388	86.2	62	13.8	12.9	14.0
	Clay	24130	324	317	97.8	7	2.2	8.2	9.0
	Clearwater	24140	387	210	54.3	177	45.7	27.5	30.0
	Cottonwood	24160	255	202	79.2	53	20.8	20.2	22.0
	Hubbard	24280	110	105	95.5	5	4.5	12.1	13.1
	Jackson	24310	107	50	46.7	57	53.3	27.1	29.5
	Murray	24500	321	284	88.5	37	11.5	18.1	19.7
	Nobles	24520	268	262	97.8	6	2.2	9.3	10.1
	Pennington	24560	145	145	100.0	0	0.0	4.9	5.3
	Red Lake	24620	346	282	81.5	64	18.5	20.7	22.5
	Rock	24660	440	387	88.0	53	12.0	21.3	23.2
Grand Totals			3,153	2,632	83.5	521	16.5	17.2	18.7

Allergy, Immunology, and Rheumatology



© 2024 Quest Analytics, LLC.

September 6, 2024

Allergy, Immunology, and Rheumatology

26 providers at 39 locations

★ All providers

Sanford Health Plan Network Analysis - Census

Employee Group

Minnesota Members

Provider Group

Allergy, Immunology, and Rheumatology

35,677 employee locations

● With access (7,489)

● Without access (28,188)

The Access Standard is defined as (Minnesota Members) employees accessing:

1 (Allergy, Immunology, and Rheumatology) provider in 60 miles

Service Areas

□ Minnesota Service Area

52.60 miles

Access Detail By County

September 6, 2024

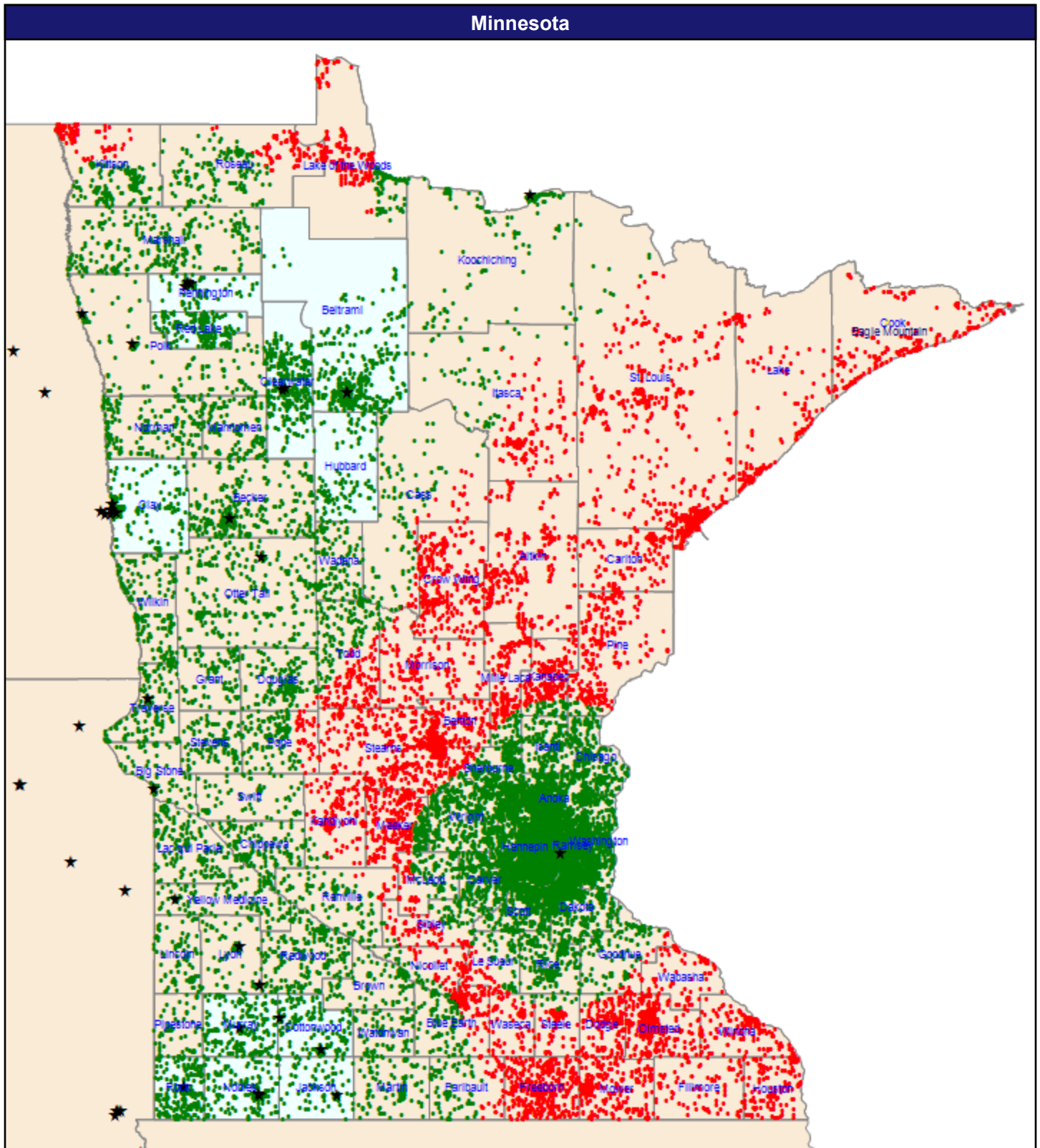
Access Analysis
 Sanford Health Plan Network Analysis
 - Time

Employee / Provider Groups
 Minnesota Members (Minnesota
 Service Area)
 Allergy, Immunology, and
 Rheumatology

¹ The Access Standard is defined as
 (Minnesota Members (Minnesota
 Service Area)) employees accessing:
 1 (Allergy, Immunology, and
 Rheumatology) provider in 60 miles
 and 60 minutes

All Employees									
State Name	County	County SSA	Employee	With Access ¹		Without Access ¹		Average Distance	Average Time
			#	#	%	#	%	1	1
Minnesota	Beltrami	24030	450	450	100.0	0	0.0	13.0	14.2
	Clay	24130	324	324	100.0	0	0.0	8.5	9.4
	Clearwater	24140	387	387	100.0	0	0.0	27.8	30.2
	Cottonwood	24160	255	251	98.4	4	1.6	40.4	44.0
	Hubbard	24280	110	110	100.0	0	0.0	32.1	34.9
	Jackson	24310	107	107	100.0	0	0.0	27.8	30.2
	Murray	24500	321	321	100.0	0	0.0	29.0	31.5
	Nobles	24520	268	268	100.0	0	0.0	9.4	10.2
	Pennington	24560	145	145	100.0	0	0.0	5.2	5.6
	Red Lake	24620	346	346	100.0	0	0.0	20.5	22.3
	Rock	24660	440	440	100.0	0	0.0	28.6	32.0
	Grand Totals			3,153	3,149	99.9	4	0.1	21.7

Anesthesiology Physicians and Certified Registered Nurse Anesthetists



© 2024 Quest Analytics, LLC.

September 6, 2024

Anesthesiology Physicians and CRNA

542 providers at 77 locations

★ All providers

Sanford Health Plan Network Analysis - Census

Employee Group
Minnesota Members
Provider Group
Anesthesiology Physicians and CRNA
35,677 employee locations
● With access (26,349)
● Without access (9,328)

The Access Standard is defined as (Minnesota Members) employees accessing:

1 (Anesthesiology Physicians and CRNA) provider in 60 miles

Service Areas

□ Minnesota Service Area

52.60 miles

Access Detail By County

September 6, 2024

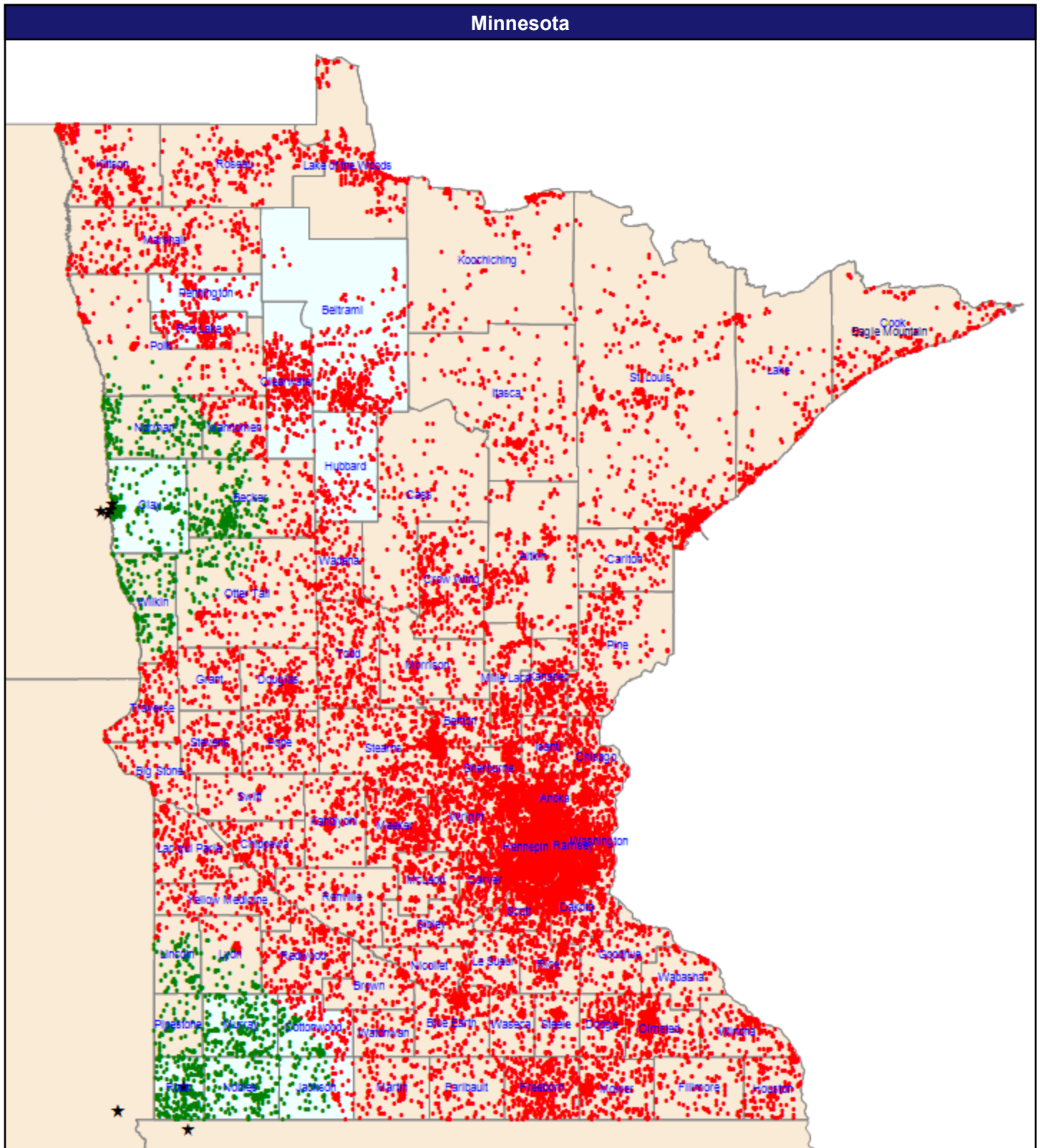
Access Analysis
 Sanford Health Plan Network Analysis
 - Time

Employee / Provider Groups
 Minnesota Members (Minnesota
 Service Area)
 Anesthesiology Physicians and
 CRNA

¹ The Access Standard is defined as
 (Minnesota Members (Minnesota
 Service Area)) employees accessing:
 1 (Anesthesiology Physicians and
 CRNA) provider in 60 miles and 60
 minutes

All Employees									
State Name	County	County SSA	Employee			Without Access ¹		Average Distance	Average Time
			#	#	%	#	%	1	1
Minnesota	Beltrami	24030	450	450	100.0	0	0.0	13.0	14.1
	Clay	24130	324	324	100.0	0	0.0	8.8	9.6
	Clearwater	24140	387	387	100.0	0	0.0	10.4	11.3
	Cottonwood	24160	255	255	100.0	0	0.0	7.2	7.8
	Hubbard	24280	110	110	100.0	0	0.0	32.0	34.9
	Jackson	24310	107	107	100.0	0	0.0	8.9	9.6
	Murray	24500	321	321	100.0	0	0.0	8.9	9.7
	Nobles	24520	268	268	100.0	0	0.0	8.2	8.9
	Pennington	24560	145	145	100.0	0	0.0	4.5	4.9
	Red Lake	24620	346	346	100.0	0	0.0	20.2	22.0
	Rock	24660	440	440	100.0	0	0.0	7.1	7.7
Grand Totals			3,153	3,153	100.0	0	0.0	11.1	12.0

Cardiac Surgery



© 2024 Quest Analytics, LLC.

September 6, 2024

Cardiac Surgery

17 providers at 13 locations

★ All providers

Sanford Health Plan Network Analysis - Census

Employee Group

Minnesota Members

Provider Group

Cardiac Surgery

35,677 employee locations

● With access (2,824)

● Without access (32,853)

The Access Standard is defined as (Minnesota Members) employees accessing:

1 (Cardiac Surgery) provider in 60 miles

Service Areas

□ Minnesota Service Area

52.60 miles

Access Detail By County

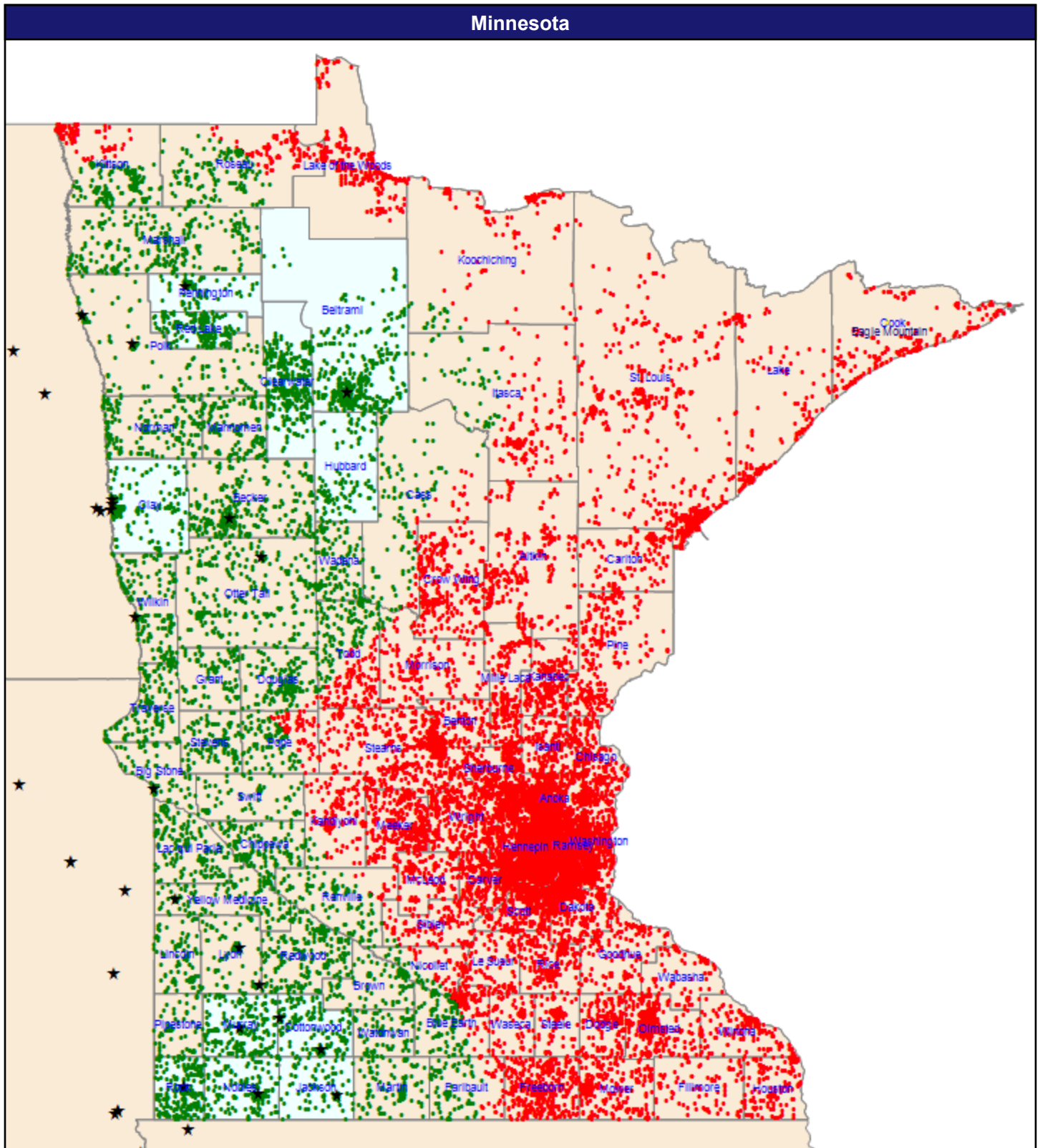
September 6, 2024

Access Analysis
 Sanford Health Plan Network Analysis
 - Time
 Employee / Provider Groups
 Minnesota Members (Minnesota
 Service Area)
 Cardiac Surgery

¹ The Access Standard is defined as
 (Minnesota Members (Minnesota
 Service Area)) employees accessing:
 1 (Cardiac Surgery) provider in 60
 miles and 60 minutes

All Employees									
State Name	County	County SSA	Employee	With Access ¹		Without Access ¹		Average Distance	Average Time
			#	#	%	#	%	1	1
Minnesota	Beltrami	24030	450	0	0.0	450	100.0	107.1	116.8
	Clay	24130	324	324	100.0	0	0.0	10.0	11.5
	Clearwater	24140	387	0	0.0	387	100.0	88.3	96.3
	Cottonwood	24160	255	36	14.1	219	85.9	61.5	67.0
	Hubbard	24280	110	0	0.0	110	100.0	91.9	100.2
	Jackson	24310	107	47	43.9	60	56.1	56.5	61.6
	Murray	24500	321	312	97.2	9	2.8	40.2	43.8
	Nobles	24520	268	268	100.0	0	0.0	27.5	30.0
	Pennington	24560	145	0	0.0	145	100.0	92.3	100.7
	Red Lake	24620	346	0	0.0	346	100.0	79.4	86.6
	Rock	24660	440	440	100.0	0	0.0	6.7	7.3
	Grand Totals			3,153	1,427	45.3	1,726	54.7	57.6

Cardiovascular Disease



© 2024 Quest Analytics, LLC.

September 6, 2024

Cardiovascular Disease

46 providers at 59 locations

★ All providers

Sanford Health Plan Network Analysis - Census

Employee Group

Minnesota Members

Provider Group

Cardiovascular Disease

35,677 employee locations

● With access (9,460)

● Without access (26,217)

The Access Standard is defined as (Minnesota Members) employees accessing:

1 (Cardiovascular Disease) provider in 60 miles

Service Areas

□ Minnesota Service Area

52.60 miles

Access Detail By County

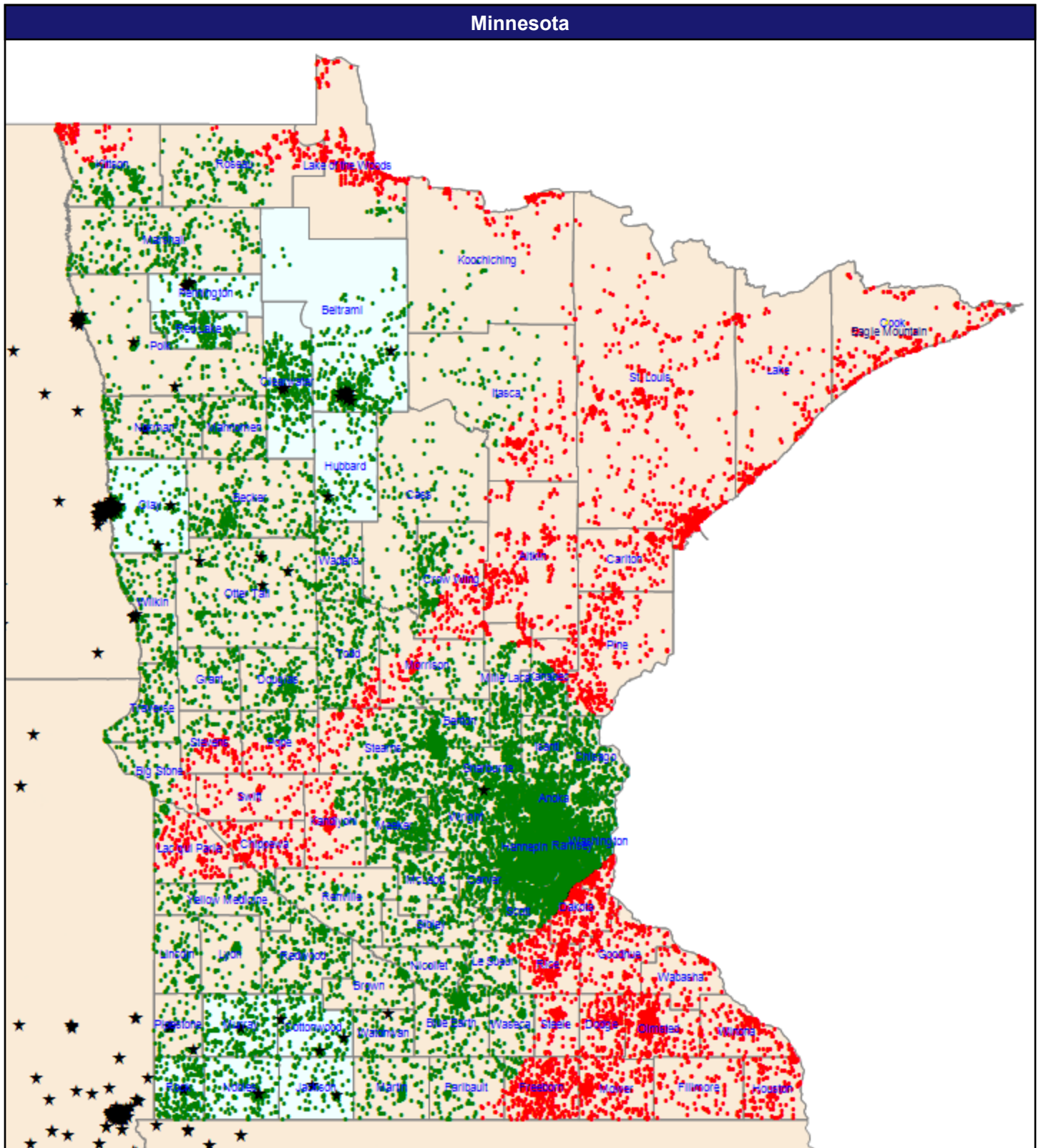
September 6, 2024

Access Analysis
 Sanford Health Plan Network Analysis
 - Time
 Employee / Provider Groups
 Minnesota Members (Minnesota
 Service Area)
 Cardiovascular Disease

¹ The Access Standard is defined as
 (Minnesota Members (Minnesota
 Service Area)) employees accessing:
 1 (Cardiovascular Disease) provider in
 60 miles and 60 minutes

All Employees									
State Name	County	County SSA	Employee	With Access ¹		Without Access ¹		Average Distance	Average Time
			#	#	%	#	%	1	1
Minnesota	Beltrami	24030	450	450	100.0	0	0.0	13.1	14.3
	Clay	24130	324	324	100.0	0	0.0	9.4	10.7
	Clearwater	24140	387	387	100.0	0	0.0	28.0	30.5
	Cottonwood	24160	255	255	100.0	0	0.0	7.2	7.8
	Hubbard	24280	110	110	100.0	0	0.0	32.0	34.9
	Jackson	24310	107	107	100.0	0	0.0	8.9	9.7
	Murray	24500	321	321	100.0	0	0.0	8.9	9.7
	Nobles	24520	268	268	100.0	0	0.0	8.3	9.0
	Pennington	24560	145	145	100.0	0	0.0	6.3	6.8
	Red Lake	24620	346	346	100.0	0	0.0	20.7	22.5
	Rock	24660	440	440	100.0	0	0.0	6.7	7.3
	Grand Totals		3,153	3,153	100.0	0	0.0	13.4	14.6

Chiropractic Services



© 2024 Quest Analytics, LLC.

September 6, 2024

Chiropractic Services

528 providers at 387 locations

★ All providers

Sanford Health Plan Network Analysis - Census

Employee Group

Minnesota Members

Provider Group

Chiropractic Services

35,677 employee locations

● With access (27,017)

● Without access (8,660)

The Access Standard is defined as (Minnesota Members) employees accessing:

1 (Chiropractic Services) provider in 60 miles

Service Areas

□ Minnesota Service Area

52.60 miles

Access Detail By County

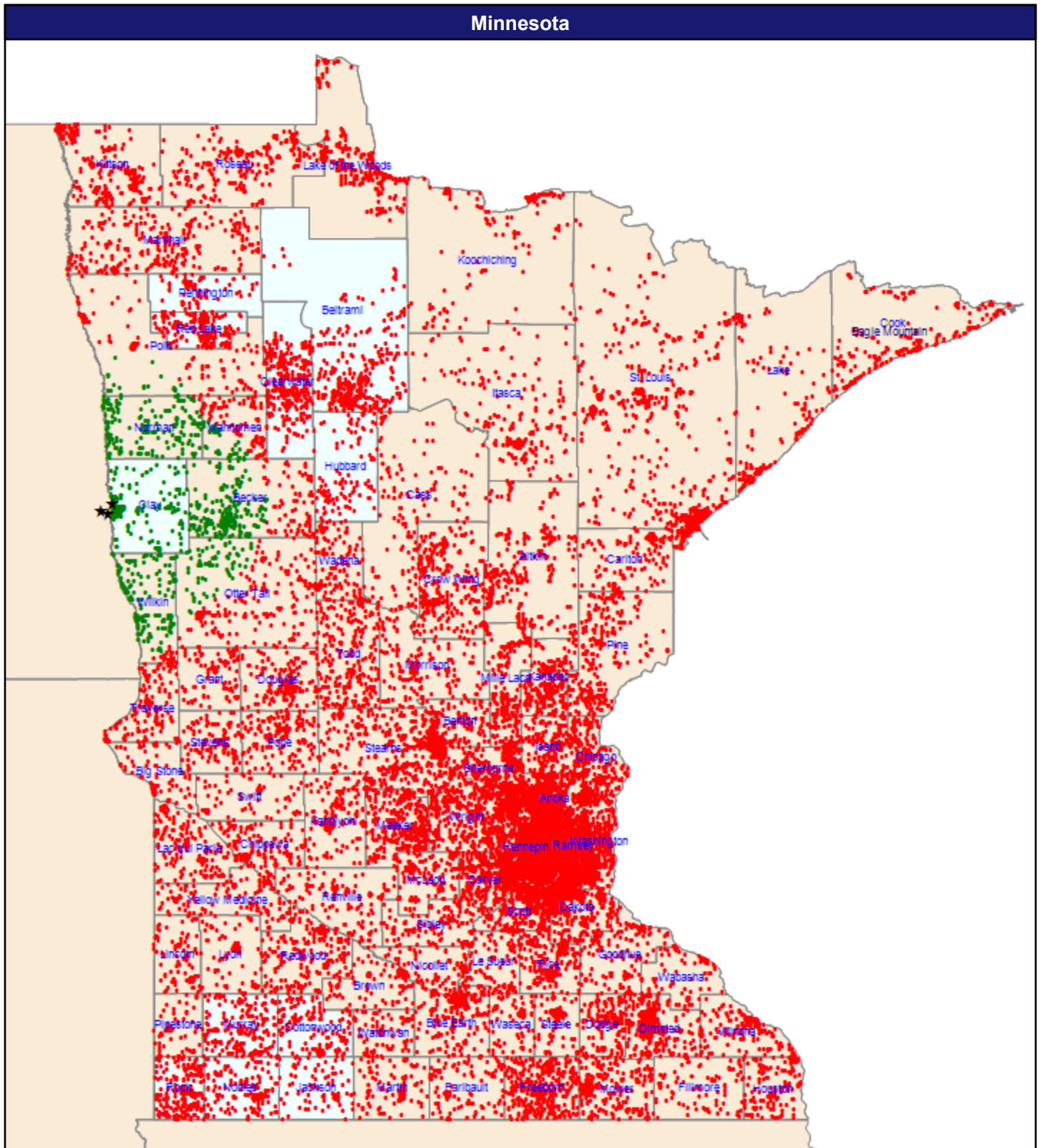
September 6, 2024

Access Analysis
 Sanford Health Plan Network Analysis
 - Time
 Employee / Provider Groups
 Minnesota Members (Minnesota
 Service Area)
 Chiropractic Services

¹ The Access Standard is defined as
 (Minnesota Members (Minnesota
 Service Area)) employees accessing:
 1 (Chiropractic Services) provider in 60
 miles and 60 minutes

All Employees									
State Name	County	County SSA	Employee	With Access ¹		Without Access ¹		Average Distance	Average Time
			#	#	%	#	%	1	1
Minnesota	Beltrami	24030	450	450	100.0	0	0.0	8.1	8.8
	Clay	24130	324	324	100.0	0	0.0	3.3	3.6
	Clearwater	24140	387	387	100.0	0	0.0	10.4	11.3
	Cottonwood	24160	255	255	100.0	0	0.0	4.7	5.1
	Hubbard	24280	110	110	100.0	0	0.0	10.7	11.6
	Jackson	24310	107	107	100.0	0	0.0	6.2	6.7
	Murray	24500	321	321	100.0	0	0.0	8.9	9.7
	Nobles	24520	268	268	100.0	0	0.0	7.7	8.3
	Pennington	24560	145	145	100.0	0	0.0	4.7	5.1
	Red Lake	24620	346	346	100.0	0	0.0	20.2	21.9
	Rock	24660	440	440	100.0	0	0.0	5.2	5.6
Grand Totals			3,153	3,153	100.0	0	0.0	8.5	9.2

Colon and Rectal Surgery



© 2024 Quest Analytics, LLC.

September 6, 2024

Colon and Rectal Surgery

3 providers at 6 locations

★ All providers

Sanford Health Plan Network Analysis - Census

Employee Group

Minnesota Members

Provider Group

Colon and Rectal Surgery

35,677 employee locations

● With access (1,343)

● Without access (34,334)

The Access Standard is defined as (Minnesota Members) employees accessing:

1 (Colon and Rectal Surgery) provider in 60 miles

Service Areas

□ Minnesota Service Area

52.60 miles

Access Detail By County

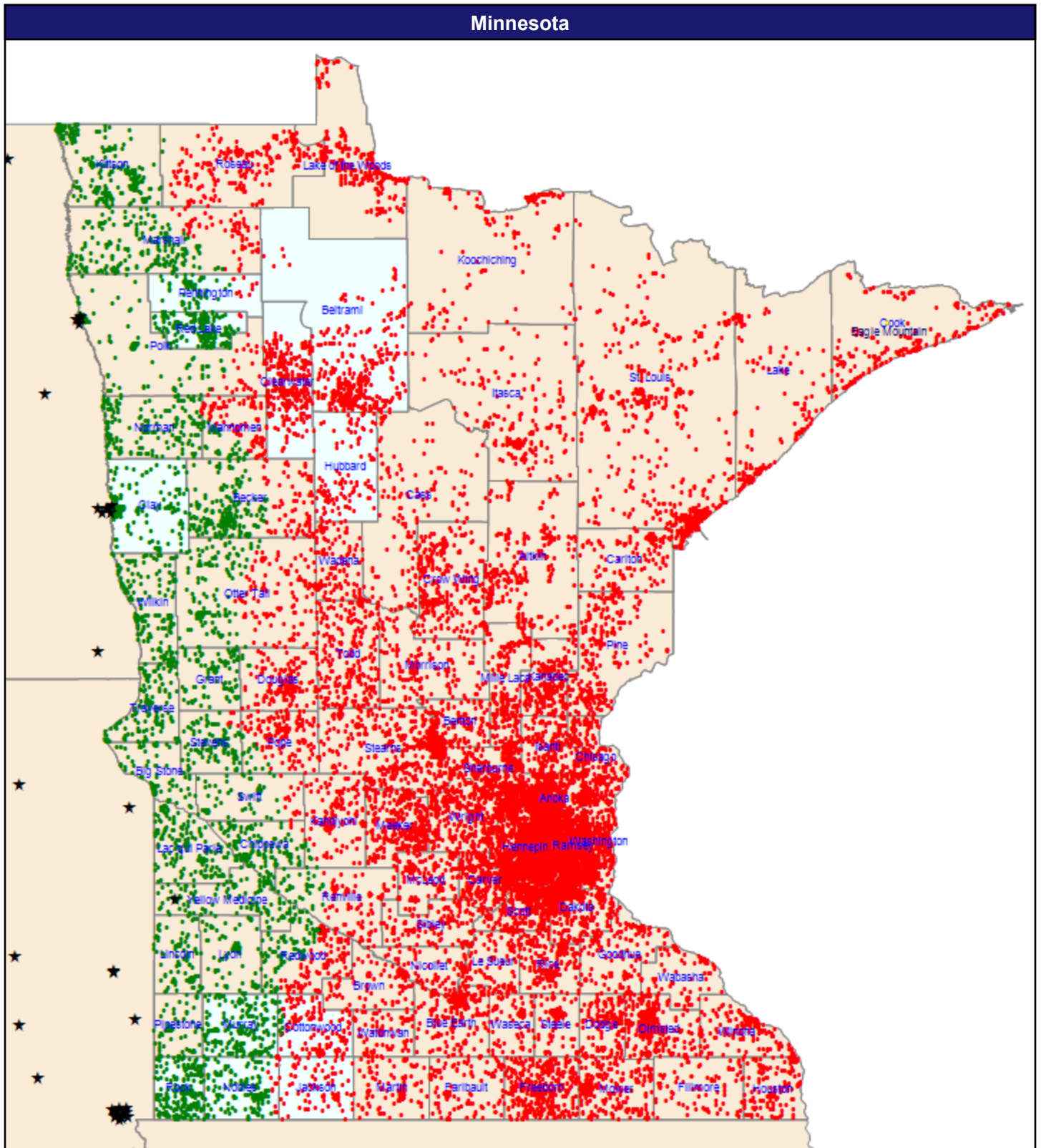
September 6, 2024

Access Analysis
 Sanford Health Plan Network Analysis
 - Time
 Employee / Provider Groups
 Minnesota Members (Minnesota
 Service Area)
 Colon and Rectal Surgery

¹ The Access Standard is defined as
 (Minnesota Members (Minnesota
 Service Area)) employees accessing:
 1 (Colon and Rectal Surgery) provider
 in 60 miles and 60 minutes

All Employees									
State Name	County	County SSA	Employee	With Access ¹		Without Access ¹		Average Distance	Average Time
			#	#	%	#	%	1	1
Minnesota	Beltrami	24030	450	0	0.0	450	100.0	107.1	116.8
	Clay	24130	324	324	100.0	0	0.0	10.2	11.6
	Clearwater	24140	387	0	0.0	387	100.0	88.3	96.3
	Cottonwood	24160	255	0	0.0	255	100.0	219.5	242.4
	Hubbard	24280	110	0	0.0	110	100.0	91.9	100.2
	Jackson	24310	107	0	0.0	107	100.0	239.2	264.0
	Murray	24500	321	0	0.0	321	100.0	208.0	230.3
	Nobles	24520	268	0	0.0	268	100.0	231.7	256.2
	Pennington	24560	145	0	0.0	145	100.0	92.3	100.7
	Red Lake	24620	346	0	0.0	346	100.0	79.4	86.6
	Rock	24660	440	0	0.0	440	100.0	226.2	250.5
Grand Totals			3,153	324	10.3	2,829	89.7	141.6	156.1

Dental Providers - Pediatric



© 2024 Quest Analytics, LLC.

September 6, 2024

Dental Providers - Pediatric
125 providers at 71 locations
★ All providers

Sanford Health Plan Network Analysis - Census

Employee Group
Minnesota Members
Provider Group
Dental Providers - Pediatric
35,677 employee locations
● With access (5,793)
● Without access (29,884)

The Access Standard is defined as (Minnesota Members) employees accessing:
1 (Dental Providers - Pediatric) provider in 60 miles

Service Areas
□ Minnesota Service Area

52.60 miles

Access Detail By County

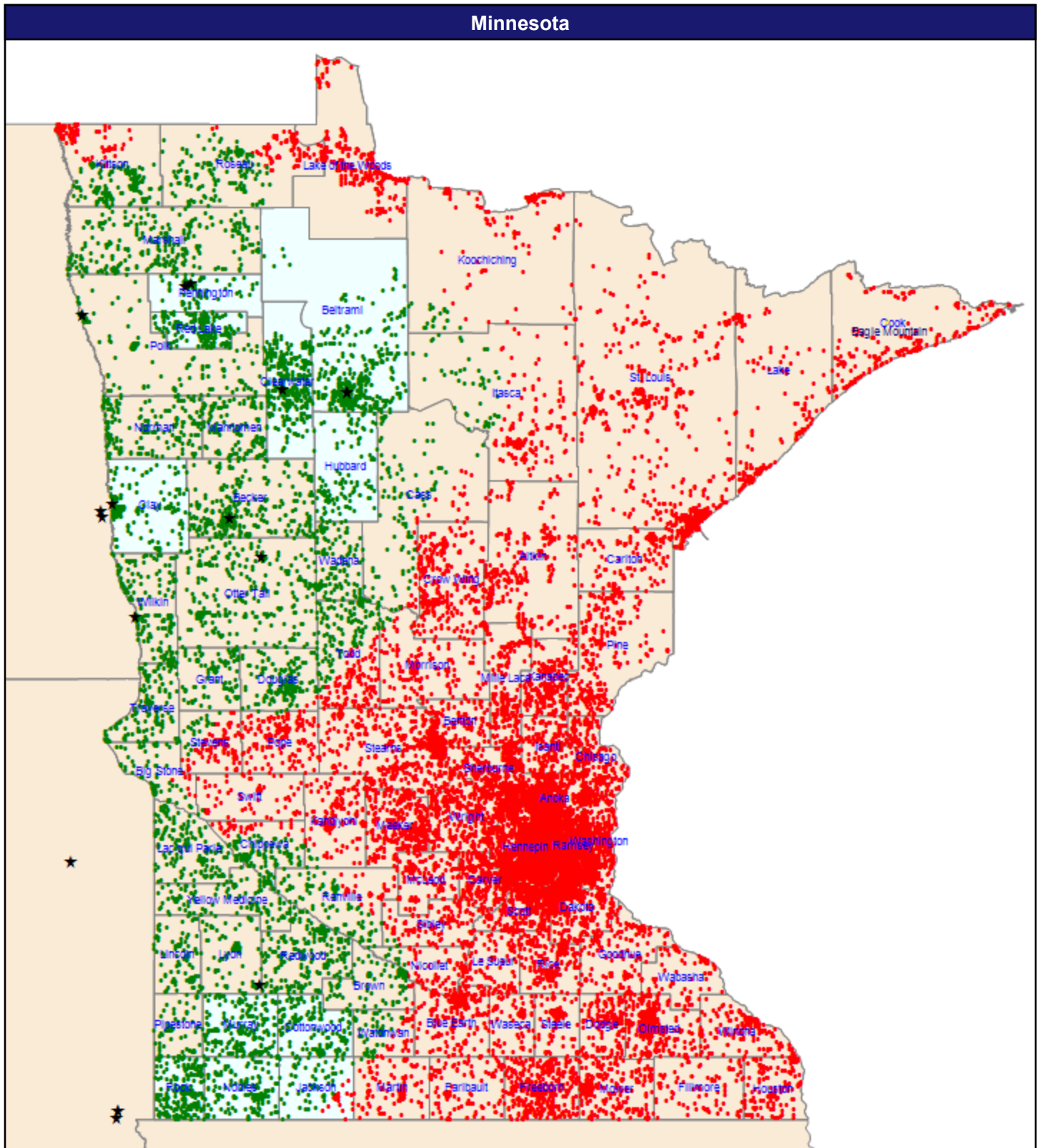
September 6, 2024

Access Analysis
 Sanford Health Plan Network Analysis
 - Time
 Employee / Provider Groups
 Minnesota Members (Minnesota
 Service Area)
 Dental Providers - Pediatric

¹ The Access Standard is defined as
 (Minnesota Members (Minnesota
 Service Area)) employees accessing:
 1 (Dental Providers - Pediatric)
 provider in 60 miles and 60 minutes

All Employees									
State Name	County	County SSA	Employee	With Access ¹		Without Access ¹		Average Distance	Average Time
			#	#	%	#	%	1	1
Minnesota	Beltrami	24030	450	0	0.0	450	100.0	104.2	113.7
	Clay	24130	324	324	100.0	0	0.0	9.8	11.1
	Clearwater	24140	387	0	0.0	387	100.0	81.8	89.2
	Cottonwood	24160	255	0	0.0	255	100.0	74.6	81.3
	Hubbard	24280	110	0	0.0	110	100.0	91.8	100.1
	Jackson	24310	107	0	0.0	107	100.0	79.6	87.4
	Murray	24500	321	307	95.6	14	4.4	45.3	49.3
	Nobles	24520	268	116	43.3	152	56.7	50.6	57.8
	Pennington	24560	145	131	90.3	14	9.7	46.8	51.0
	Red Lake	24620	346	296	85.5	50	14.5	43.8	47.7
	Rock	24660	440	440	100.0	0	0.0	26.7	31.3
	Grand Totals			3,153	1,614	51.2	1,539	48.8	57.4

Dermatology



© 2024 Quest Analytics, LLC.

September 6, 2024

Dermatology

40 providers at 27 locations

★ All providers

Sanford Health Plan Network Analysis - Census

Access Detail By County

September 6, 2024

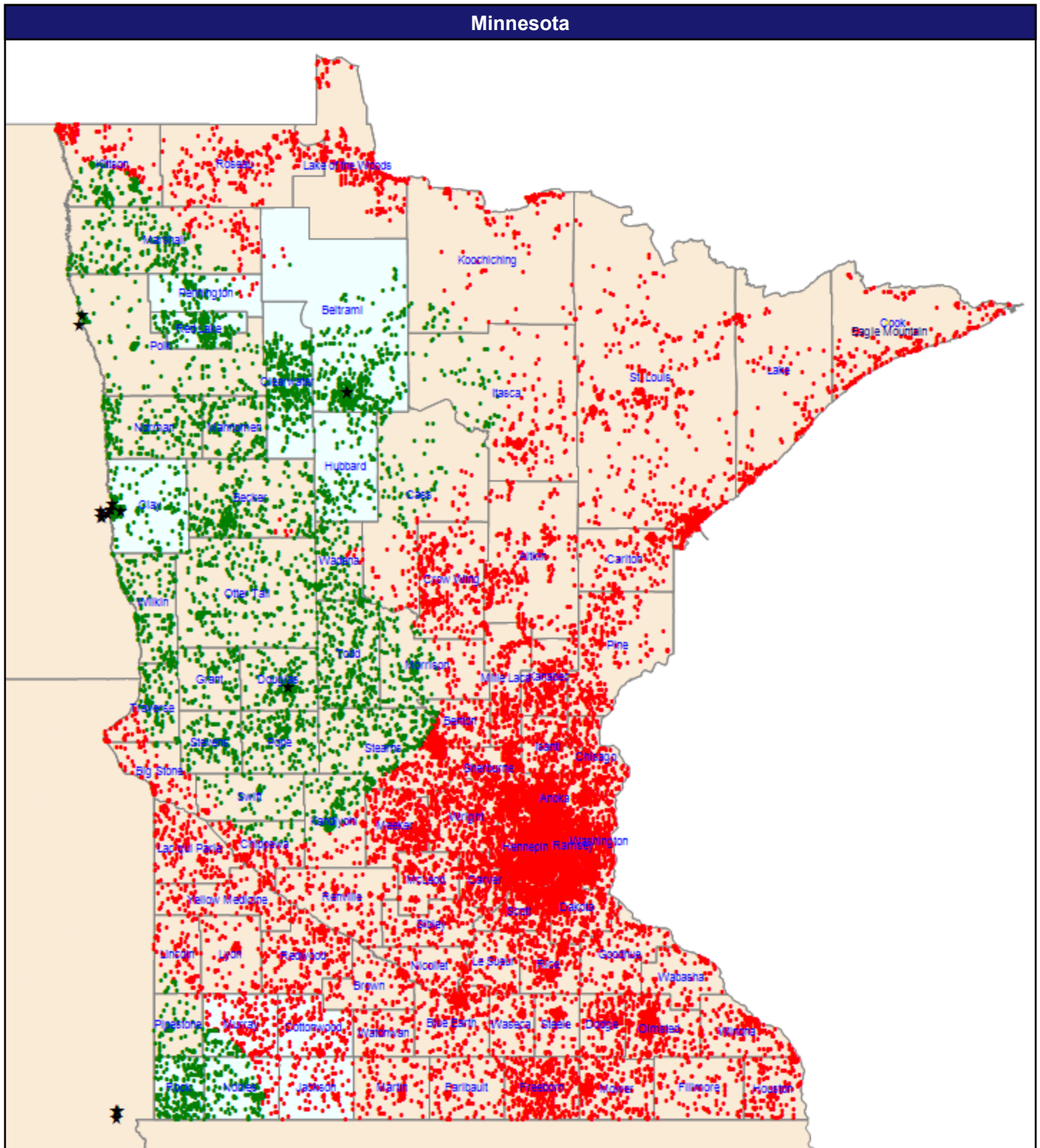
Access Analysis
 Sanford Health Plan Network Analysis
 - Time

Employee / Provider Groups
 Minnesota Members (Minnesota
 Service Area)
 Dermatology

¹ The Access Standard is defined as
 (Minnesota Members (Minnesota
 Service Area)) employees accessing:
 1 (Dermatology) provider in 60 miles
 and 60 minutes

All Employees											
State Name	County	County SSA	Employee			With Access ¹		Without Access ¹		Average Distance	Average Time
			#	#	%	#	%	1	1		
Minnesota	Beltrami	24030	450	450	100.0	0	0.0		13.0	14.2	
	Clay	24130	324	324	100.0	0	0.0		10.1	11.2	
	Clearwater	24140	387	387	100.0	0	0.0		10.9	11.9	
	Cottonwood	24160	255	255	100.0	0	0.0		37.1	40.4	
	Hubbard	24280	110	110	100.0	0	0.0		32.0	34.9	
	Jackson	24310	107	55	51.4	52	48.6		53.7	58.5	
	Murray	24500	321	321	100.0	0	0.0		22.9	25.0	
	Nobles	24520	268	268	100.0	0	0.0		42.0	46.5	
	Pennington	24560	145	145	100.0	0	0.0		5.2	5.6	
	Red Lake	24620	346	346	100.0	0	0.0		20.5	22.3	
	Rock	24660	440	440	100.0	0	0.0		31.0	37.1	
	Grand Totals		3,153	3,101	98.4	52	1.6		22.9	25.5	

Endocrinology



© 2024 Quest Analytics, LLC.

September 6, 2024

Endocrinology
 20 providers at 26 locations
 ★ All providers

Sanford Health Plan Network Analysis - Census

Employee Group
 Minnesota Members
 Provider Group
 Endocrinology
 35,677 employee locations
 ● With access (7,005)
 ● Without access (28,672)

The Access Standard is defined as (Minnesota Members) employees accessing:

1 (Endocrinology) provider in 60 miles

Service Areas

□ Minnesota Service Area

52.60 miles

Access Detail By County

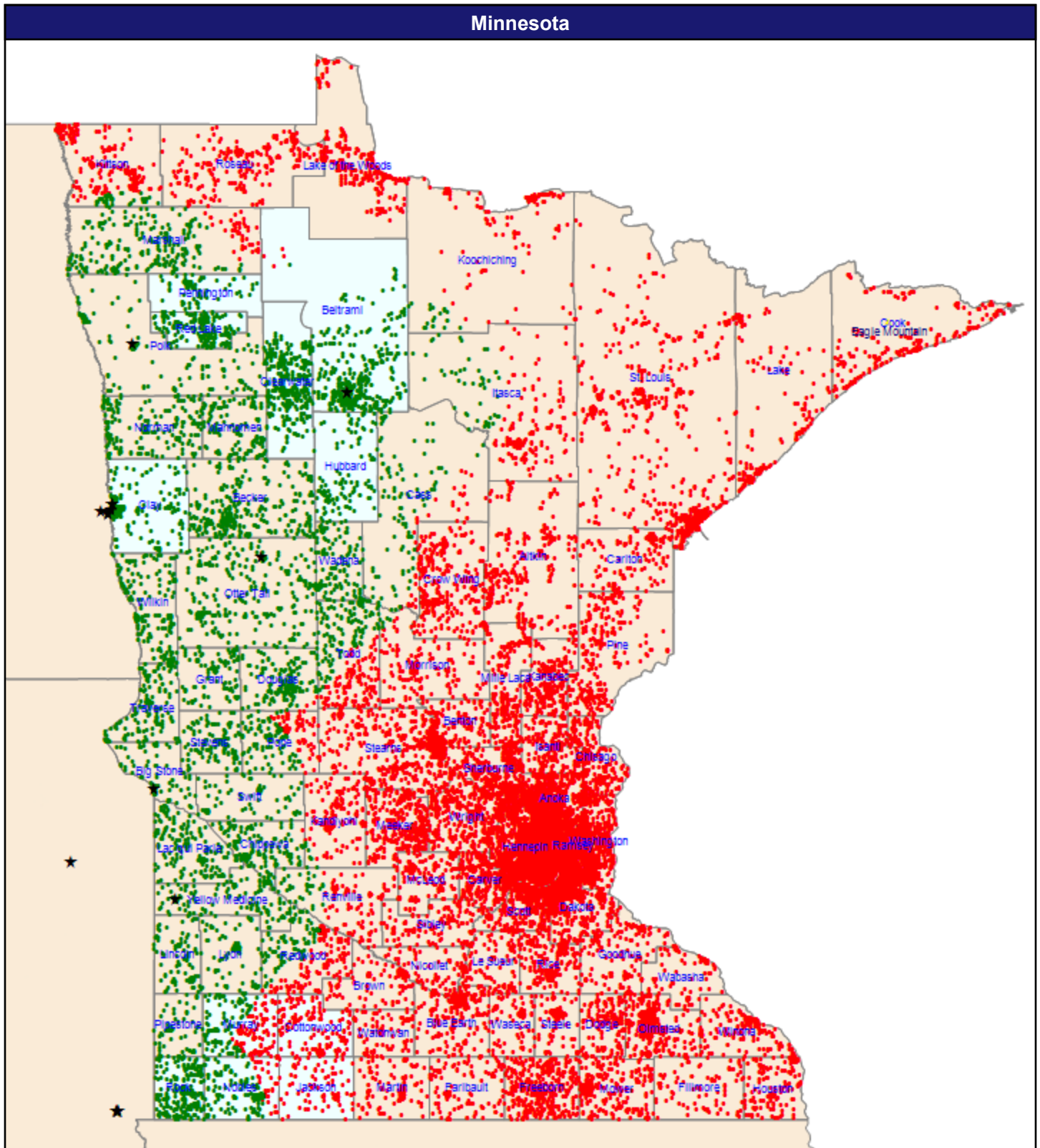
September 6, 2024

Access Analysis
 Sanford Health Plan Network Analysis
 - Time
 Employee / Provider Groups
 Minnesota Members (Minnesota
 Service Area)
 Endocrinology

¹ The Access Standard is defined as
 (Minnesota Members (Minnesota
 Service Area)) employees accessing:
 1 (Endocrinology) provider in 60 miles
 and 60 minutes

All Employees									
State Name	County	County SSA	Employee	With Access ¹		Without Access ¹		Average Distance	Average Time
			#	#	%	#	%	1	1
Minnesota	Beltrami	24030	450	445	98.9	5	1.1	13.3	14.5
	Clay	24130	324	324	100.0	0	0.0	8.8	9.7
	Clearwater	24140	387	387	100.0	0	0.0	27.8	30.3
	Cottonwood	24160	255	0	0.0	255	100.0	88.4	96.4
	Hubbard	24280	110	110	100.0	0	0.0	33.1	36.0
	Jackson	24310	107	0	0.0	107	100.0	84.3	92.0
	Murray	24500	321	9	2.8	312	97.2	66.4	72.4
	Nobles	24520	268	101	37.7	167	62.3	54.8	59.8
	Pennington	24560	145	132	91.0	13	9.0	45.7	49.9
	Red Lake	24620	346	308	89.0	38	11.0	43.2	47.1
	Rock	24660	440	440	100.0	0	0.0	31.0	33.8
	Grand Totals		3,153	2,256	71.6	897	28.4	40.0	43.6

Gastroenterology



© 2024 Quest Analytics, LLC.

September 6, 2024

Gastroenterology

44 providers at 26 locations

★ All providers

Sanford Health Plan Network Analysis - Census

Employee Group

Minnesota Members

Provider Group

Gastroenterology

35,677 employee locations

● With access (7,380)

● Without access (28,297)

The Access Standard is defined as (Minnesota Members) employees accessing:

1 (Gastroenterology) provider in 60 miles

Service Areas

□ Minnesota Service Area

52.60 miles

Access Detail By County

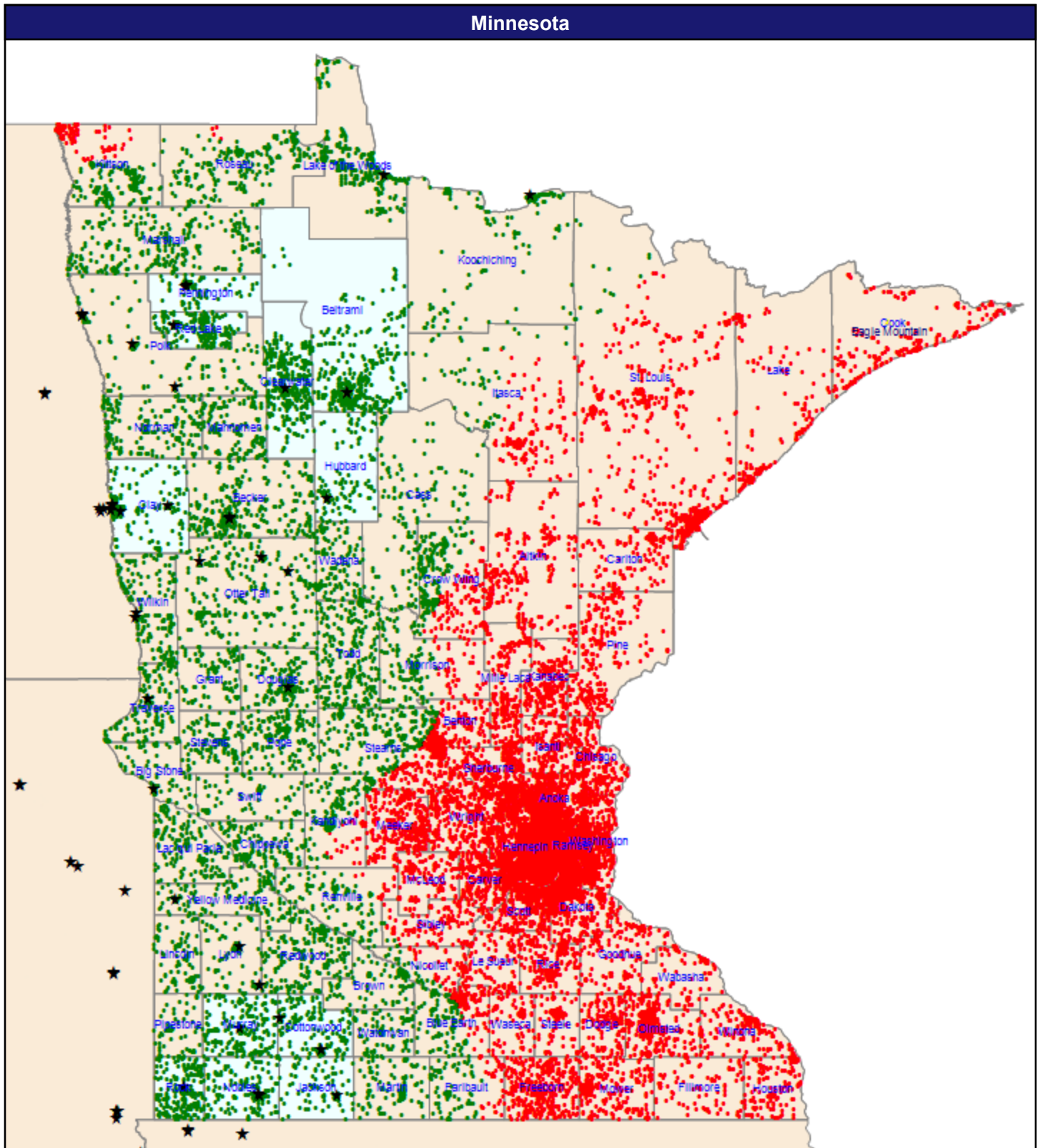
September 6, 2024

Access Analysis
 Sanford Health Plan Network Analysis
 - Time
 Employee / Provider Groups
 Minnesota Members (Minnesota
 Service Area)
 Gastroenterology

¹ The Access Standard is defined as
 (Minnesota Members (Minnesota
 Service Area)) employees accessing:
 1 (Gastroenterology) provider in 60
 miles and 60 minutes

All Employees									
State Name	County	County SSA	Employee	With Access ¹		Without Access ¹		Average Distance	Average Time
			#	#	%	#	%	1	1
Minnesota	Beltrami	24030	450	445	98.9	5	1.1	13.4	14.5
	Clay	24130	324	324	100.0	0	0.0	9.8	11.3
	Clearwater	24140	387	387	100.0	0	0.0	28.0	30.5
	Cottonwood	24160	255	0	0.0	255	100.0	83.8	94.0
	Hubbard	24280	110	110	100.0	0	0.0	32.4	35.3
	Jackson	24310	107	0	0.0	107	100.0	84.3	101.0
	Murray	24500	321	39	12.1	282	87.9	61.1	68.5
	Nobles	24520	268	73	27.2	195	72.8	54.8	65.8
	Pennington	24560	145	142	97.9	3	2.1	40.3	43.9
	Red Lake	24620	346	346	100.0	0	0.0	27.4	29.8
	Rock	24660	440	440	100.0	0	0.0	31.0	37.2
	Grand Totals		3,153	2,306	73.1	847	26.9	37.2	42.3

General Surgery



© 2024 Quest Analytics, LLC.

September 6, 2024

General Surgery

98 providers at 96 locations

★ All providers

Sanford Health Plan Network Analysis - Census

Employee Group

Minnesota Members

Provider Group

General Surgery

35,677 employee locations

● With access (11,343)

● Without access (24,334)

The Access Standard is defined as (Minnesota Members) employees accessing:

1 (General Surgery) provider in 60 miles

Service Areas

□ Minnesota Service Area

52.60 miles

Access Detail By County

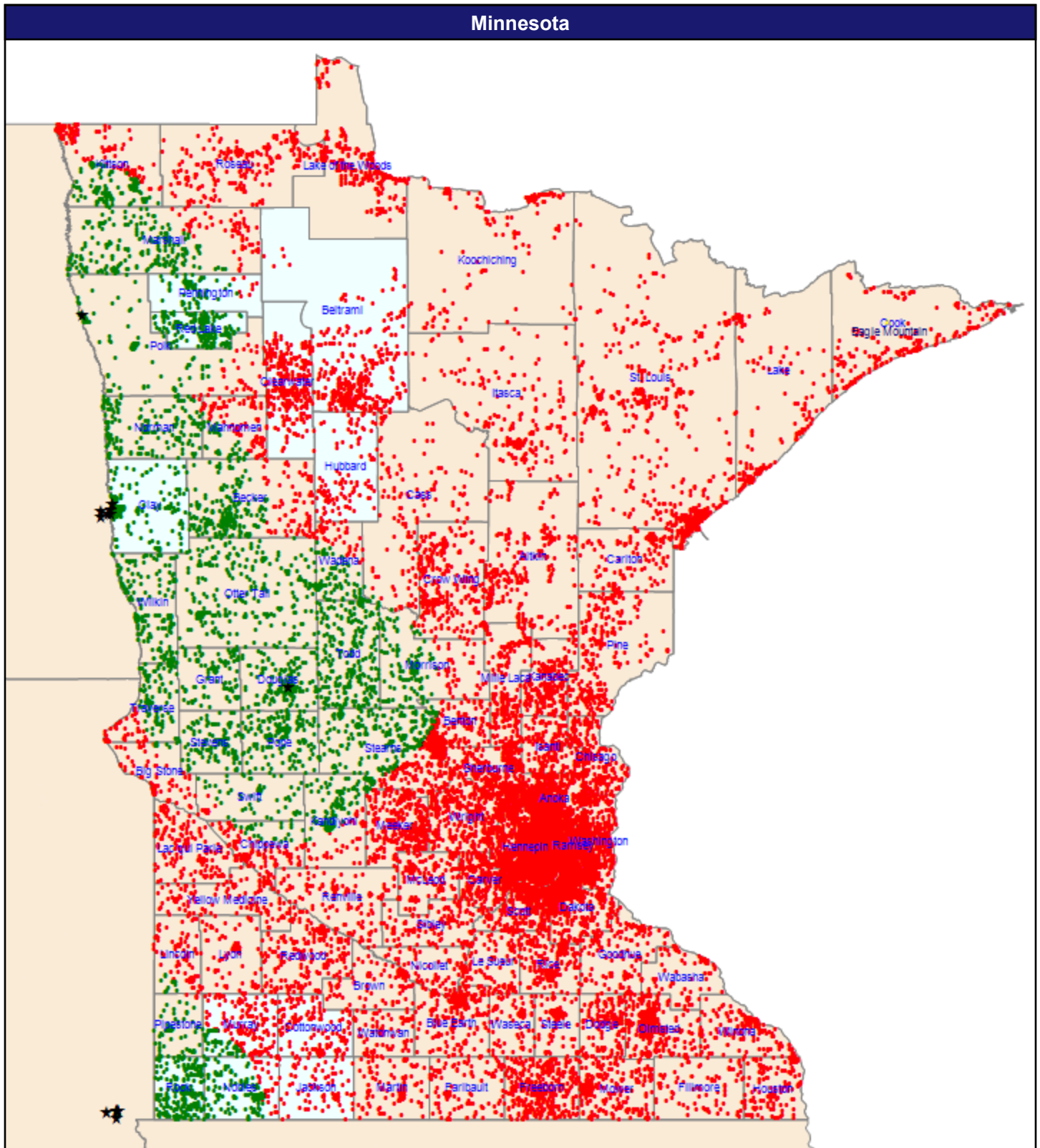
September 6, 2024

Access Analysis
 Sanford Health Plan Network Analysis
 - Time
 Employee / Provider Groups
 Minnesota Members (Minnesota
 Service Area)
 General Surgery

¹ The Access Standard is defined as
 (Minnesota Members (Minnesota
 Service Area)) employees accessing:
 1 (General Surgery) provider in 60
 miles and 60 minutes

All Employees									
State Name	County	County SSA	Employee	With Access ¹		Without Access ¹		Average Distance	Average Time
			#	#	%	#	%	1	1
Minnesota	Beltrami	24030	450	450	100.0	0	0.0	12.8	13.9
	Clay	24130	324	324	100.0	0	0.0	5.5	6.1
	Clearwater	24140	387	387	100.0	0	0.0	10.6	11.5
	Cottonwood	24160	255	255	100.0	0	0.0	7.2	7.8
	Hubbard	24280	110	110	100.0	0	0.0	12.2	13.3
	Jackson	24310	107	107	100.0	0	0.0	8.9	9.6
	Murray	24500	321	321	100.0	0	0.0	8.9	9.7
	Nobles	24520	268	268	100.0	0	0.0	7.9	8.6
	Pennington	24560	145	145	100.0	0	0.0	5.5	6.0
	Red Lake	24620	346	346	100.0	0	0.0	10.1	11.0
	Rock	24660	440	440	100.0	0	0.0	6.7	7.3
	Grand Totals			3,153	3,153	100.0	0	0.0	8.9

Genetics



© 2024 Quest Analytics, LLC.

September 6, 2024

Genetics

28 providers at 26 locations

★ All providers

Sanford Health Plan Network Analysis - Census

Employee Group

Minnesota Members

Provider Group

Genetics

35,677 employee locations

● With access (5,661)

● Without access (30,016)

The Access Standard is defined as (Minnesota Members) employees accessing:

1 (Genetics) provider in 60 miles

Service Areas

□ Minnesota Service Area

52.60 miles

Access Detail By County

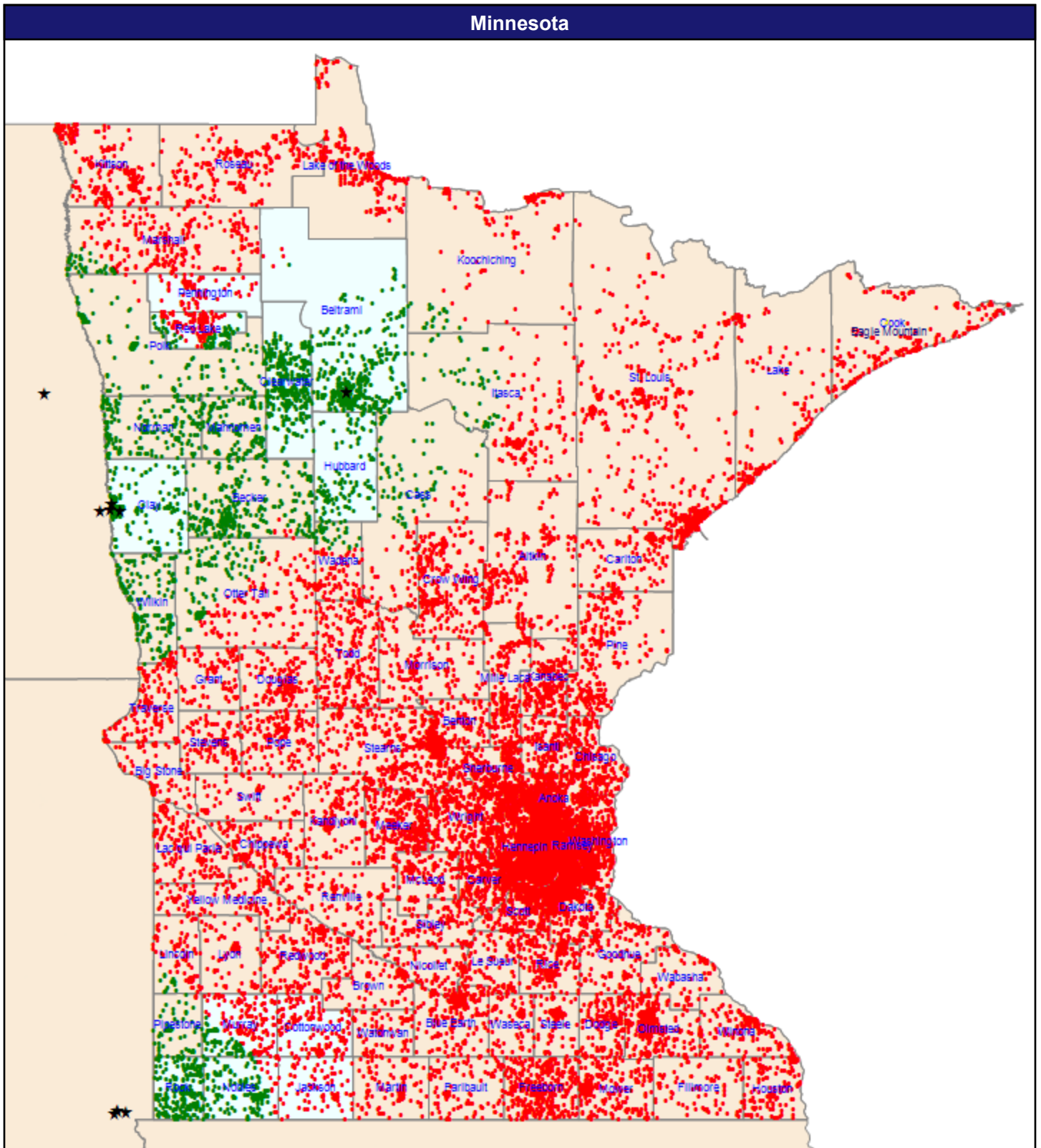
September 6, 2024

Access Analysis
 Sanford Health Plan Network Analysis
 - Time
 Employee / Provider Groups
 Minnesota Members (Minnesota
 Service Area)
 Genetics

¹ The Access Standard is defined as
 (Minnesota Members (Minnesota
 Service Area)) employees accessing:
 1 (Genetics) provider in 60 miles and
 60 minutes

All Employees									
State Name	County	County SSA	Employee	With Access ¹		Without Access ¹		Average Distance	Average Time
			#	#	%	#	%	1	1
Minnesota	Beltrami	24030	450	0	0.0	450	100.0	103.9	113.3
	Clay	24130	324	324	100.0	0	0.0	9.7	11.1
	Clearwater	24140	387	0	0.0	387	100.0	81.7	89.0
	Cottonwood	24160	255	0	0.0	255	100.0	88.4	96.4
	Hubbard	24280	110	0	0.0	110	100.0	85.6	93.3
	Jackson	24310	107	0	0.0	107	100.0	84.3	92.0
	Murray	24500	321	9	2.8	312	97.2	66.4	72.4
	Nobles	24520	268	101	37.7	167	62.3	54.8	59.8
	Pennington	24560	145	132	91.0	13	9.0	45.8	49.9
	Red Lake	24620	346	298	86.1	48	13.9	43.4	47.3
	Rock	24660	440	440	100.0	0	0.0	31.0	33.8
	Grand Totals		3,153	1,304	41.4	1,849	58.6	61.5	67.1

Infectious Disease



© 2024 Quest Analytics, LLC.

September 6, 2024

Infectious Disease

20 providers at 15 locations

★ All providers

Sanford Health Plan Network Analysis - Census

Employee Group

Minnesota Members

Provider Group

Infectious Disease

35,677 employee locations

● With access (3,905)

● Without access (31,772)

The Access Standard is defined as (Minnesota Members) employees accessing:

1 (Infectious Disease) provider in 60 miles

Service Areas

□ Minnesota Service Area

52.60 miles

Access Detail By County

September 6, 2024

Access Analysis
 Sanford Health Plan Network Analysis
 - Time

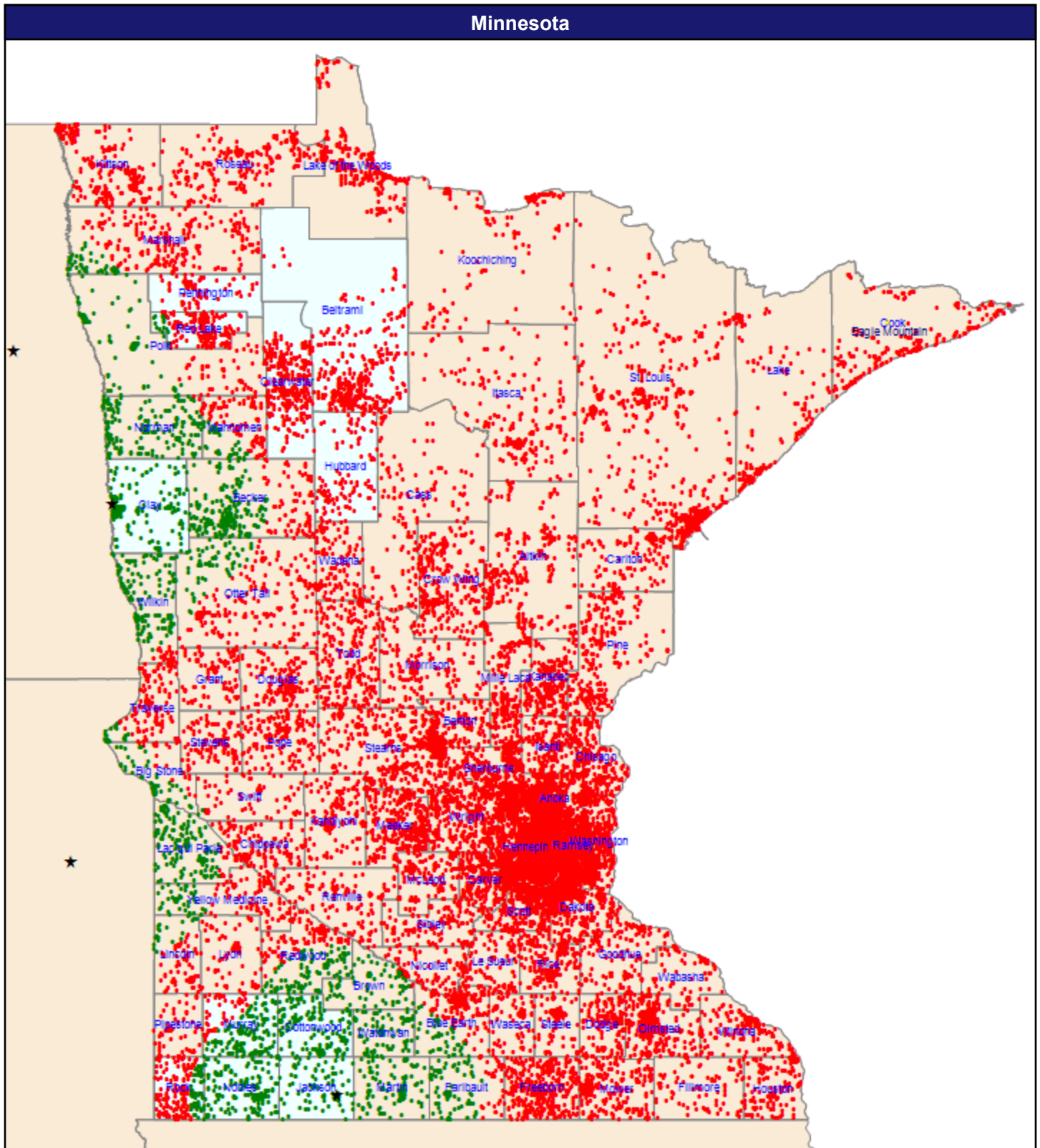
Employee / Provider Groups

Minnesota Members (Minnesota
 Service Area)
 Infectious Disease

¹ The Access Standard is defined as
 (Minnesota Members (Minnesota
 Service Area)) employees accessing:
 1 (Infectious Disease) provider in 60
 miles and 60 minutes

All Employees									
State Name	County	County SSA	Employee	With Access ¹		Without Access ¹		Average Distance	Average Time
			#	#	%	#	%	1	1
Minnesota	Beltrami	24030	450	445	98.9	5	1.1	13.4	14.5
	Clay	24130	324	324	100.0	0	0.0	8.8	9.7
	Clearwater	24140	387	387	100.0	0	0.0	28.0	30.5
	Cottonwood	24160	255	0	0.0	255	100.0	85.6	106.0
	Hubbard	24280	110	110	100.0	0	0.0	33.1	36.0
	Jackson	24310	107	0	0.0	107	100.0	80.9	101.2
	Murray	24500	321	0	0.0	321	100.0	64.5	79.7
	Nobles	24520	268	73	27.2	195	72.8	51.6	65.8
	Pennington	24560	145	0	0.0	145	100.0	75.3	82.1
	Red Lake	24620	346	13	3.8	333	96.2	61.2	66.7
	Rock	24660	440	440	100.0	0	0.0	28.3	37.1
Grand Totals			3,153	1,792	56.8	1,361	43.2	42.2	50.1

Mammography



© 2024 Quest Analytics, LLC.

September 6, 2024

Mammography

6 providers at 6 locations

★ All providers

Sanford Health Plan Network Analysis - Census

Employee Group

Minnesota Members

Provider Group

Mammography

35,677 employee locations

● With access (3,659)

● Without access (32,018)

The Access Standard is defined as (Minnesota Members) employees accessing:

1 (Mammography) provider in 60 miles

Service Areas

□ Minnesota Service Area

52.60 miles

Access Detail By County

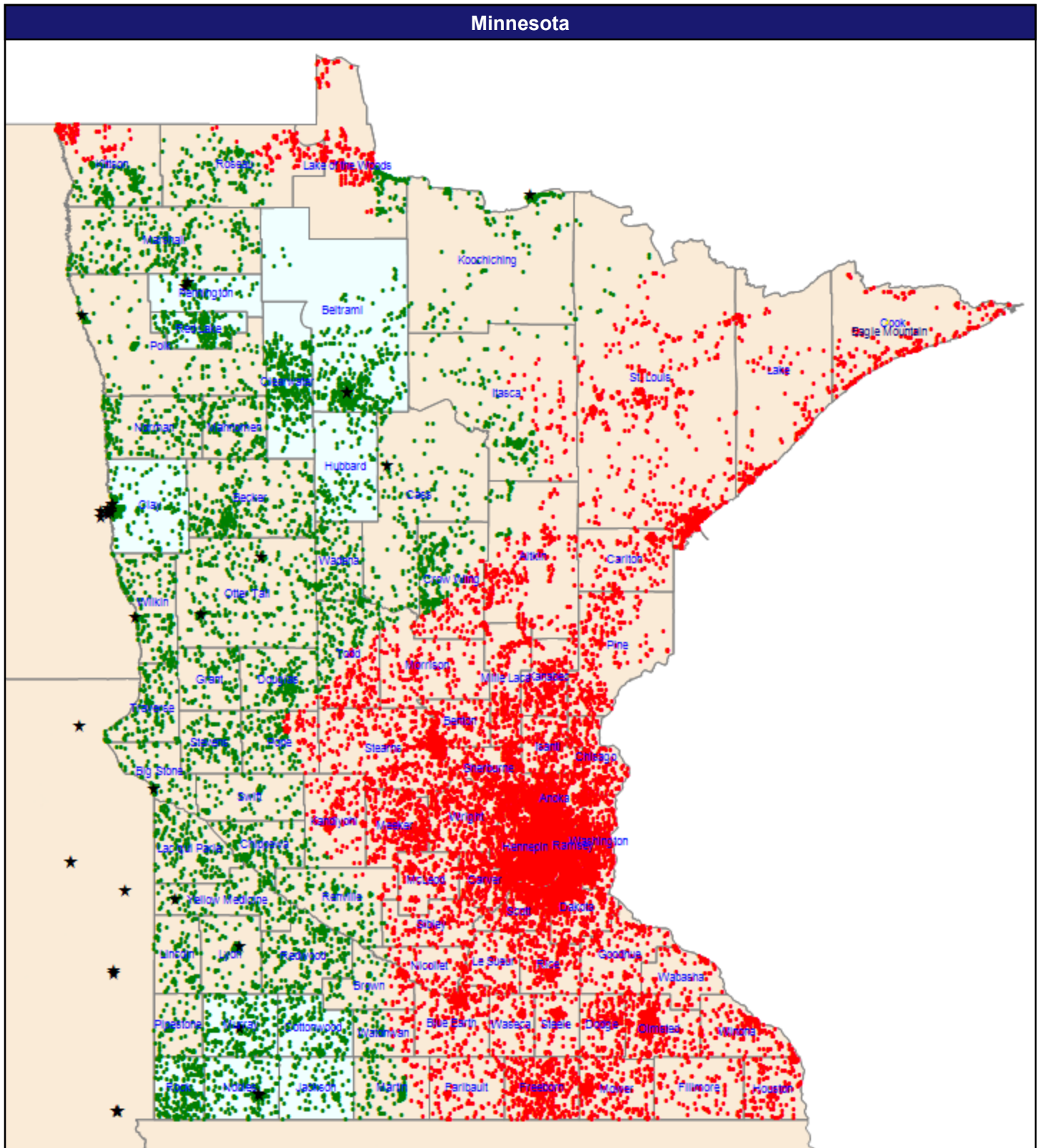
September 6, 2024

Access Analysis
 Sanford Health Plan Network Analysis
 - Time
 Employee / Provider Groups
 Minnesota Members (Minnesota
 Service Area)
 Mammography

¹ The Access Standard is defined as
 (Minnesota Members (Minnesota
 Service Area)) employees accessing:
 1 (Mammography) provider in 60 miles
 and 60 minutes

All Employees									
State Name	County	County SSA	Employee	With Access ¹		Without Access ¹		Average Distance	Average Time
			#	#	%	#	%	1	1
Minnesota	Beltrami	24030	450	0	0.0	450	100.0	107.0	116.7
	Clay	24130	324	324	100.0	0	0.0	10.7	11.7
	Clearwater	24140	387	0	0.0	387	100.0	88.3	96.3
	Cottonwood	24160	255	255	100.0	0	0.0	29.8	32.5
	Hubbard	24280	110	0	0.0	110	100.0	91.9	100.2
	Jackson	24310	107	107	100.0	0	0.0	11.8	12.8
	Murray	24500	321	206	64.2	115	35.8	53.3	58.2
	Nobles	24520	268	263	98.1	5	1.9	37.7	41.1
	Pennington	24560	145	0	0.0	145	100.0	75.0	81.8
	Red Lake	24620	346	0	0.0	346	100.0	70.0	76.4
	Rock	24660	440	2	0.5	438	99.5	63.5	69.2
	Grand Totals		3,153	1,157	36.7	1,996	63.3	61.9	67.4

Nephrology



© 2024 Quest Analytics, LLC.

September 6, 2024

Nephrology

33 providers at 61 locations

★ All providers

Sanford Health Plan Network Analysis - Census

Employee Group

Minnesota Members

Provider Group

Nephrology

35,677 employee locations

● With access (9,862)

● Without access (25,815)

The Access Standard is defined as (Minnesota Members) employees accessing:

1 (Nephrology) provider in 60 miles

Service Areas

□ Minnesota Service Area

52.60 miles

Access Detail By County

September 6, 2024

Access Analysis
 Sanford Health Plan Network Analysis
 - Time

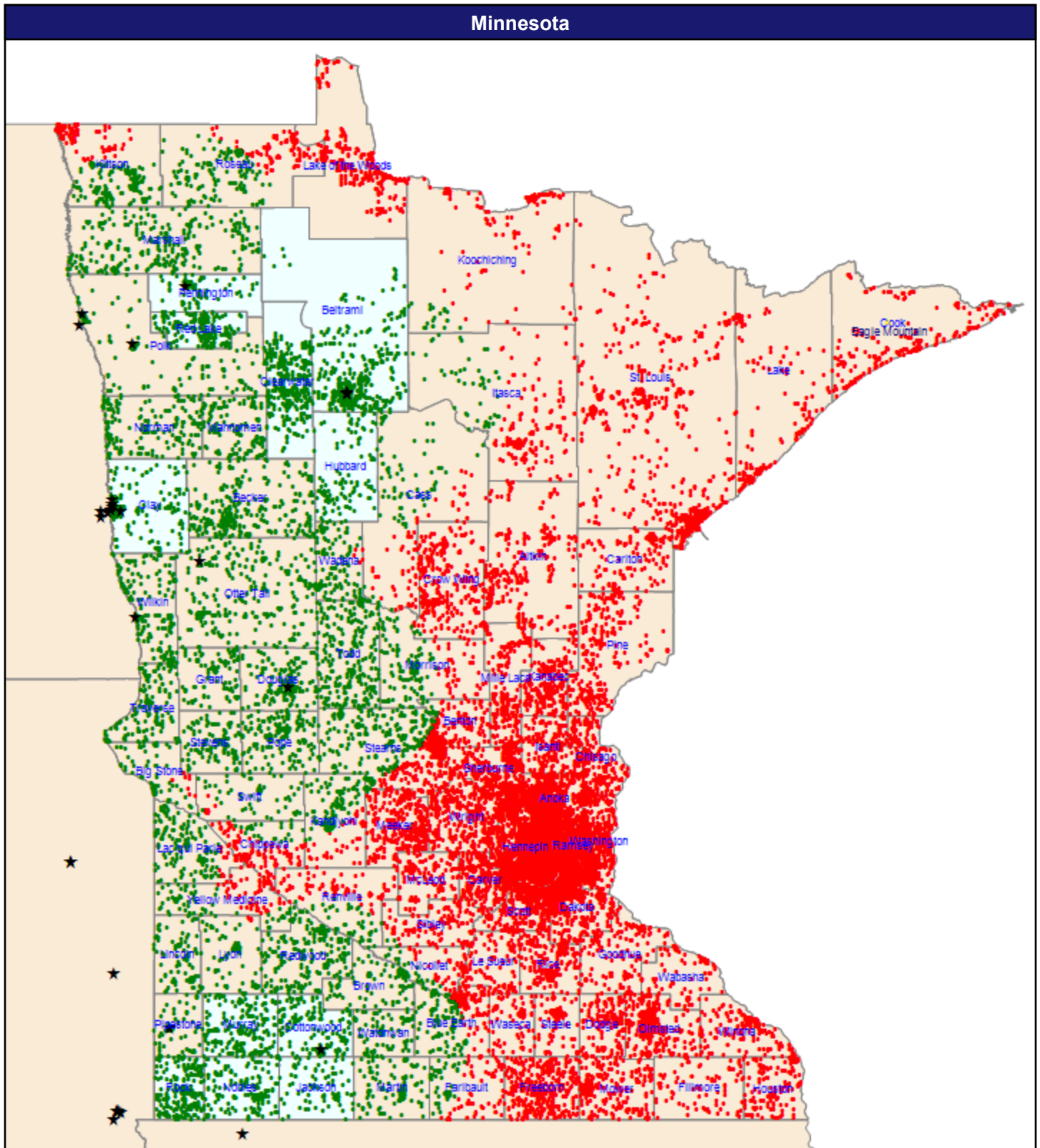
Employee / Provider Groups

Minnesota Members (Minnesota
 Service Area)
 Nephrology

¹ The Access Standard is defined as
 (Minnesota Members (Minnesota
 Service Area)) employees accessing:
 1 (Nephrology) provider in 60 miles
 and 60 minutes

All Employees											
State Name	County	County SSA	Employee			With Access ¹		Without Access ¹		Average Distance	Average Time
			#	#	%	#	%	1	1		
Minnesota	Beltrami	24030	450	450	100.0	0	0.0	13.1	14.2		
	Clay	24130	324	324	100.0	0	0.0	9.7	11.2		
	Clearwater	24140	387	387	100.0	0	0.0	27.8	30.3		
	Cottonwood	24160	255	255	100.0	0	0.0	33.4	36.4		
	Hubbard	24280	110	110	100.0	0	0.0	22.1	24.1		
	Jackson	24310	107	107	100.0	0	0.0	27.8	30.2		
	Murray	24500	321	321	100.0	0	0.0	10.1	11.0		
	Nobles	24520	268	268	100.0	0	0.0	9.1	9.9		
	Pennington	24560	145	145	100.0	0	0.0	4.9	5.3		
	Red Lake	24620	346	346	100.0	0	0.0	21.0	22.9		
	Rock	24660	440	440	100.0	0	0.0	28.2	31.6		
	Grand Totals			3,153	3,153	100.0	0	0.0	19.0	20.8	

Neurology and Neurological Surgery



© 2024 Quest Analytics, LLC.

September 6, 2024

Neurology and Neurological Surgery

81 providers at 53 locations

★ All providers

Sanford Health Plan Network Analysis - Census

Employee Group

Minnesota Members

Provider Group

Neurology and Neurological Surgery

35,677 employee locations

● With access (9,802)

● Without access (25,875)

The Access Standard is defined as (Minnesota Members) employees accessing:

1 (Neurology and Neurological Surgery) provider in 60 miles

Service Areas

□ Minnesota Service Area

52.60 miles

Access Detail By County

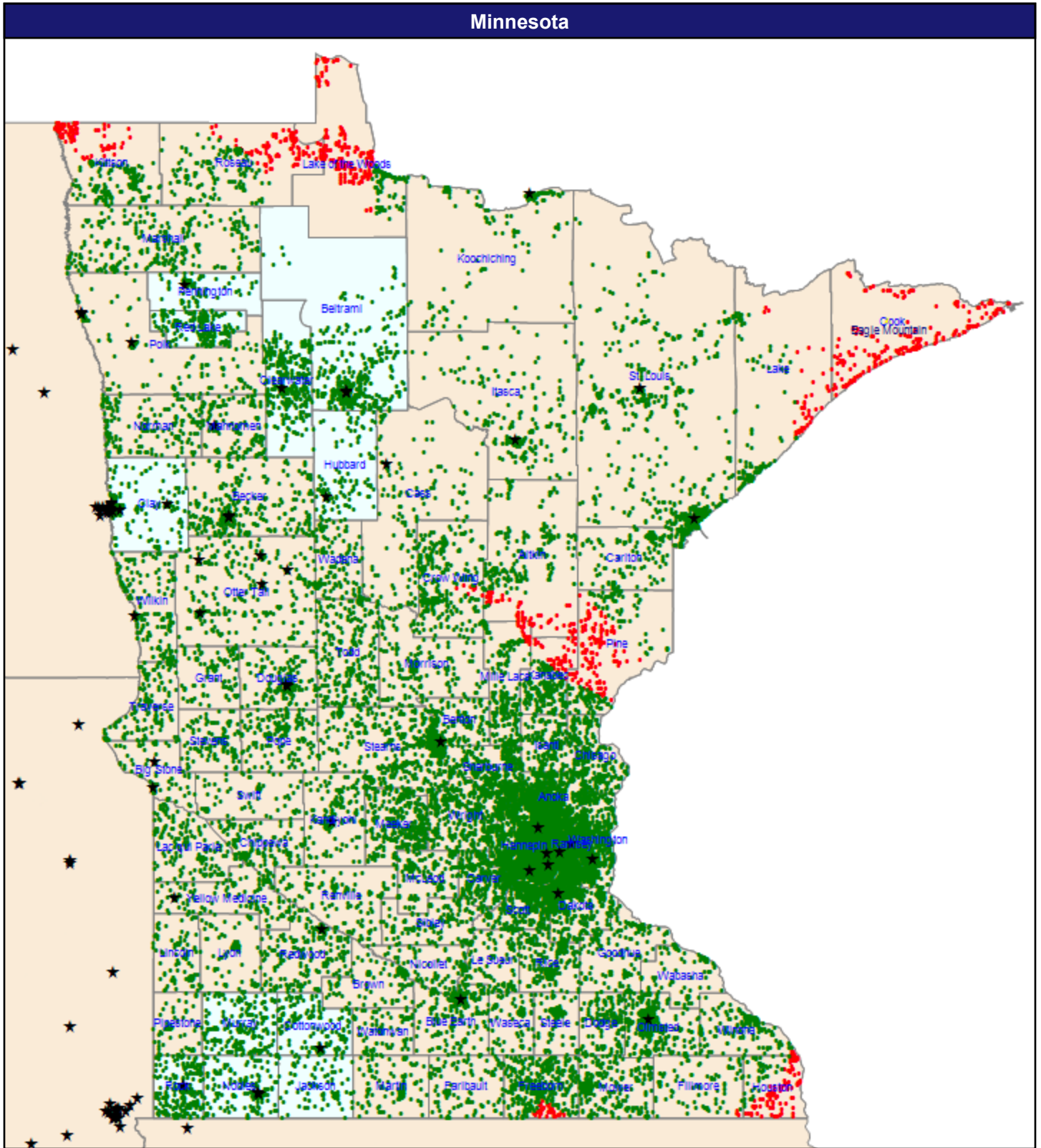
September 6, 2024

Access Analysis
 Sanford Health Plan Network Analysis
 - Time
 Employee / Provider Groups
 Minnesota Members (Minnesota
 Service Area)
 Neurology and Neurological Surgery

¹ The Access Standard is defined as
 (Minnesota Members (Minnesota
 Service Area)) employees accessing:
 1 (Neurology and Neurological
 Surgery) provider in 60 miles and 60
 minutes

All Employees									
State Name	County	County SSA	Employee	With Access ¹		Without Access ¹		Average Distance	Average Time
			#	#	%	#	%	1	1
Minnesota	Beltrami	24030	450	450	100.0	0	0.0	13.0	14.2
	Clay	24130	324	324	100.0	0	0.0	7.7	8.6
	Clearwater	24140	387	387	100.0	0	0.0	27.7	30.1
	Cottonwood	24160	255	255	100.0	0	0.0	11.9	13.0
	Hubbard	24280	110	110	100.0	0	0.0	32.9	35.9
	Jackson	24310	107	107	100.0	0	0.0	19.1	20.7
	Murray	24500	321	321	100.0	0	0.0	27.7	30.1
	Nobles	24520	268	268	100.0	0	0.0	21.4	23.3
	Pennington	24560	145	145	100.0	0	0.0	6.3	6.8
	Red Lake	24620	346	346	100.0	0	0.0	20.7	22.5
	Rock	24660	440	440	100.0	0	0.0	24.2	26.6
Grand Totals			3,153	3,153	100.0	0	0.0	19.4	21.2

OB/GYN Physicians, & CNM, Certified Professional Midwife, OB/GYN NP



© 2024 Quest Analytics, LLC.

September 6, 2024

OB/GYN Physicians, & Certified Nurse Midwife, Certified Professional Midwife, OB/GYN Nurse Practitioner

198 providers at 126 locations

★ All providers

Sanford Health Plan Network Analysis - Census

Employee Group

Minnesota Members

Provider Group

OB/GYN Physicians, & Certified Nurse Midwife, Certified Professional Midwife, OB/GYN Nurse Practitioner

35,677 employee locations

● With access (34,442)

● Without access (1,235)

The Access Standard is defined as (Minnesota Members) employees accessing:

1 (OB/GYN Physicians, & Certified Nurse Midwife, Certified Professional Midwife, OB/GYN Nurse Practitioner) provider in 60 miles

Service Areas

Access Detail By County

September 6, 2024

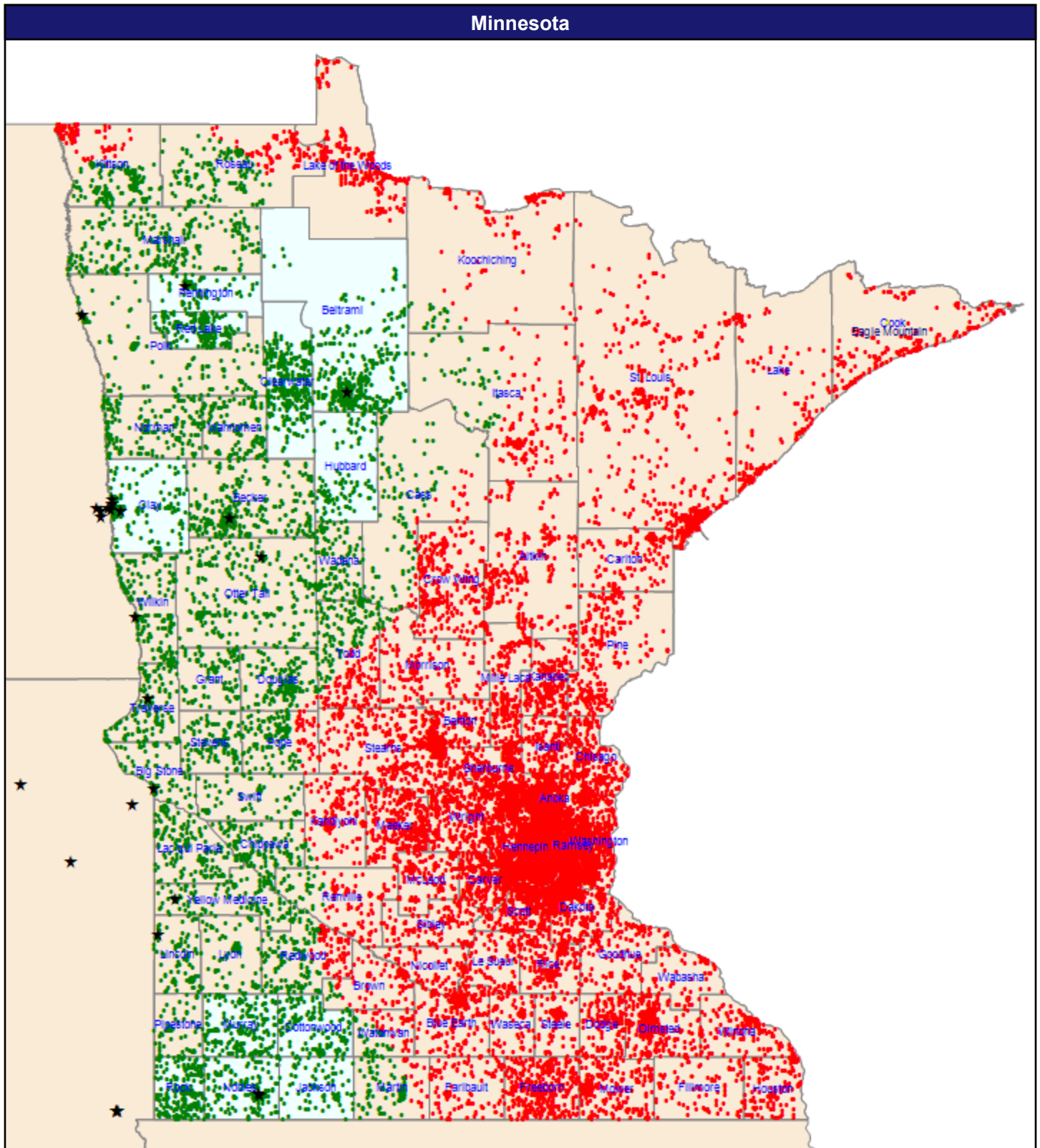
Access Analysis
 Sanford Health Plan Network Analysis
 - Time

Employee / Provider Groups
 Minnesota Members (Minnesota Service Area)
 OB/GYN Physicians, & Certified Nurse Midwife, Certified Professional Midwife, OB/GYN Nurse Practitioner

¹ The Access Standard is defined as (Minnesota Members (Minnesota Service Area)) employees accessing: 1 (OB/GYN Physicians, & Certified Nurse Midwife, Certified Professional Midwife, OB/GYN Nurse Practitioner) provider in 60 miles and 60 minutes

All Employees									
State Name	County	County SSA	Employee			Without Access ¹		Average Distance	Average Time
			#	#	%	#	%	1	1
Minnesota	Beltrami	24030	450	450	100.0	0	0.0	12.9	14.0
	Clay	24130	324	324	100.0	0	0.0	5.3	5.8
	Clearwater	24140	387	387	100.0	0	0.0	10.9	11.8
	Cottonwood	24160	255	255	100.0	0	0.0	11.9	13.0
	Hubbard	24280	110	110	100.0	0	0.0	10.6	11.5
	Jackson	24310	107	107	100.0	0	0.0	18.0	19.6
	Murray	24500	321	321	100.0	0	0.0	27.6	30.1
	Nobles	24520	268	268	100.0	0	0.0	8.1	8.8
	Pennington	24560	145	145	100.0	0	0.0	6.3	6.8
	Red Lake	24620	346	346	100.0	0	0.0	20.7	22.5
	Rock	24660	440	440	100.0	0	0.0	6.6	7.1
	Grand Totals		3,153	3,153	100.0	0	0.0	12.6	13.8

Oncology Medical/Surgical



© 2024 Quest Analytics, LLC.

September 6, 2024

Oncology Medical/Surgical

59 providers at 49 locations

★ All providers

Sanford Health Plan Network Analysis - Census

Employee Group
Minnesota Members
Provider Group
Oncology Medical/Surgical
35,677 employee locations
● With access (8,799)
● Without access (26,878)

The Access Standard is defined as (Minnesota Members) employees accessing:

1 (Oncology Medical/Surgical) provider in 60 miles

Service Areas

□ Minnesota Service Area

52.60 miles

Access Detail By County

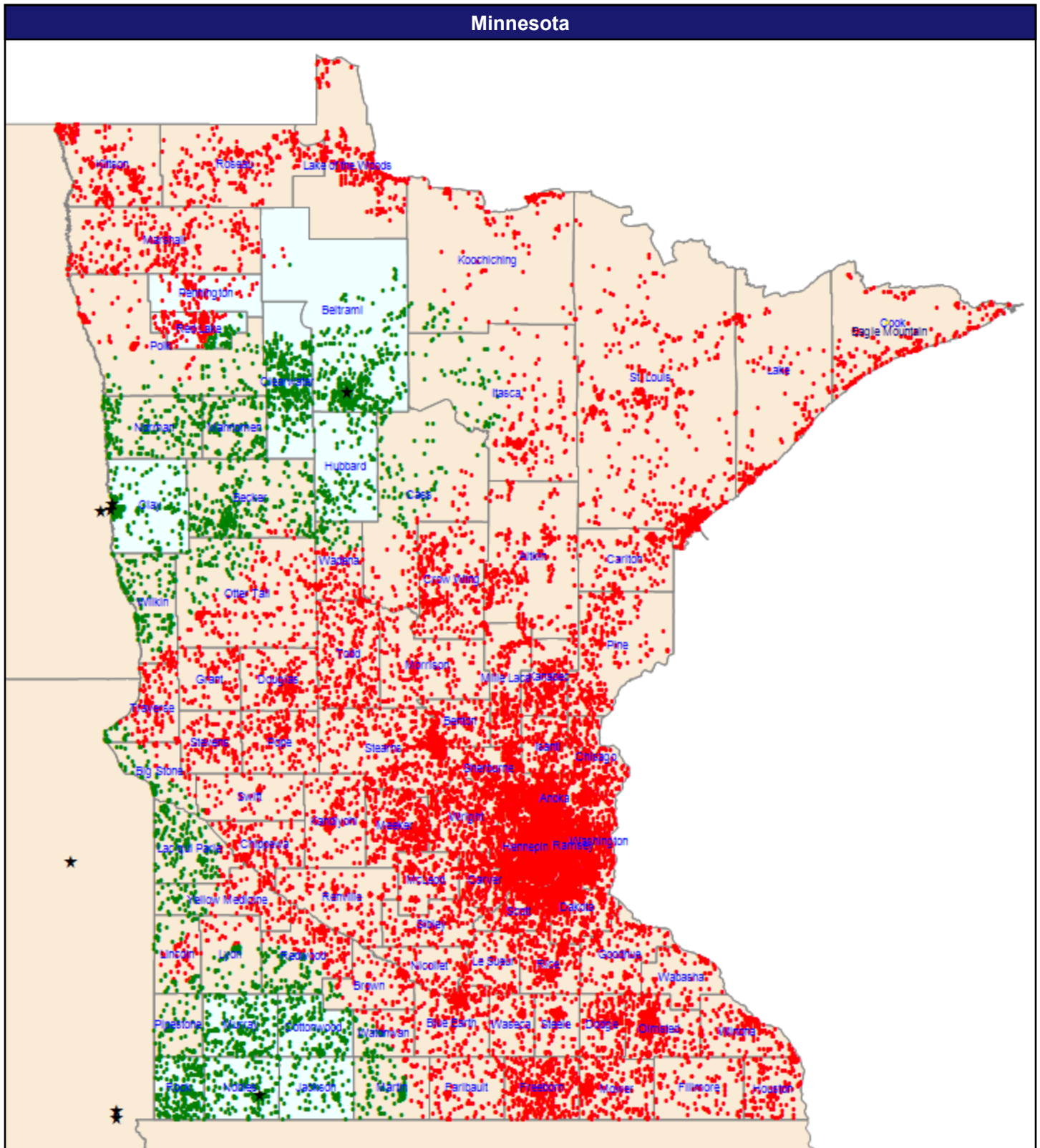
September 6, 2024

Access Analysis
 Sanford Health Plan Network Analysis
 - Time
 Employee / Provider Groups
 Minnesota Members (Minnesota
 Service Area)
 Oncology Medical/Surgical

¹ The Access Standard is defined as
 (Minnesota Members (Minnesota
 Service Area)) employees accessing:
 1 (Oncology Medical/Surgical) provider
 in 60 miles and 60 minutes

All Employees									
State Name	County	County SSA	Employee			Without Access ¹		Average Distance	Average Time
			#	#	%	#	%	1	1
Minnesota	Beltrami	24030	450	450	100.0	0	0.0	13.1	14.3
	Clay	24130	324	324	100.0	0	0.0	8.4	9.2
	Clearwater	24140	387	387	100.0	0	0.0	28.0	30.5
	Cottonwood	24160	255	251	98.4	4	1.6	40.4	44.0
	Hubbard	24280	110	110	100.0	0	0.0	32.0	34.9
	Jackson	24310	107	107	100.0	0	0.0	27.8	30.2
	Murray	24500	321	321	100.0	0	0.0	28.9	31.5
	Nobles	24520	268	268	100.0	0	0.0	9.4	10.2
	Pennington	24560	145	145	100.0	0	0.0	6.3	6.8
	Red Lake	24620	346	346	100.0	0	0.0	21.0	22.9
	Rock	24660	440	440	100.0	0	0.0	28.6	31.2
Grand Totals			3,153	3,149	99.9	4	0.1	21.8	23.8

Oncology Radiation



© 2024 Quest Analytics, LLC.

September 6, 2024

Oncology Radiation

15 providers at 12 locations

★ All providers

Sanford Health Plan Network Analysis - Census

Employee Group

Minnesota Members

Provider Group

Oncology Radiation

35,677 employee locations

● With access (5,212)

● Without access (30,465)

The Access Standard is defined as (Minnesota Members) employees accessing:

1 (Oncology Radiation) provider in 60 miles

Service Areas

□ Minnesota Service Area

52.60 miles

Access Detail By County

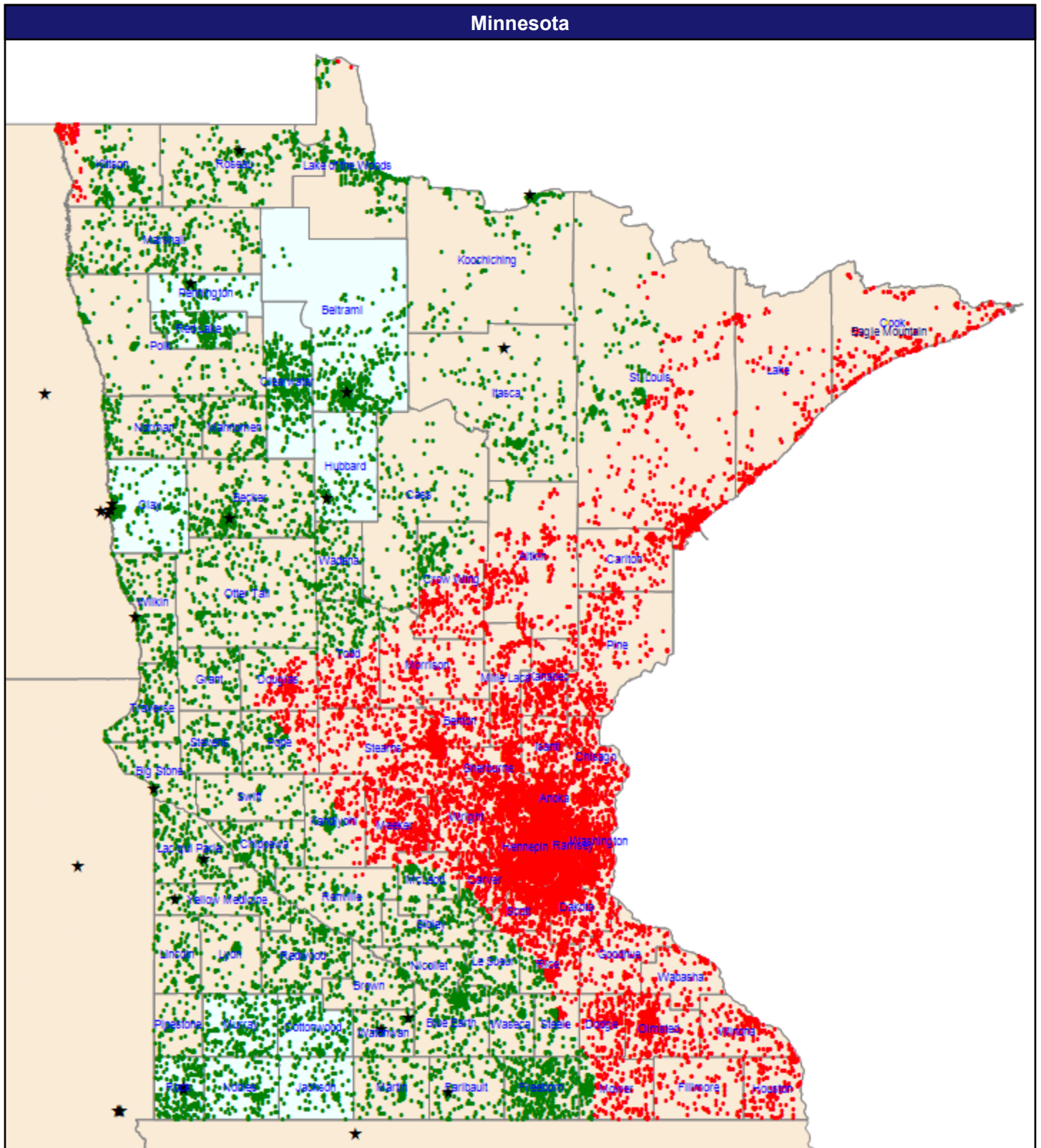
September 6, 2024

Access Analysis
 Sanford Health Plan Network Analysis
 - Time
 Employee / Provider Groups
 Minnesota Members (Minnesota
 Service Area)
 Oncology Radiation

¹ The Access Standard is defined as
 (Minnesota Members (Minnesota
 Service Area)) employees accessing:
 1 (Oncology Radiation) provider in 60
 miles and 60 minutes

All Employees									
State Name	County	County SSA	Employee	With Access ¹		Without Access ¹		Average Distance	Average Time
			#	#	%	#	%	1	1
Minnesota	Beltrami	24030	450	445	98.9	5	1.1	13.4	14.5
	Clay	24130	324	324	100.0	0	0.0	10.0	11.4
	Clearwater	24140	387	387	100.0	0	0.0	28.0	30.5
	Cottonwood	24160	255	250	98.0	5	2.0	40.5	44.1
	Hubbard	24280	110	110	100.0	0	0.0	33.1	36.0
	Jackson	24310	107	107	100.0	0	0.0	27.8	30.3
	Murray	24500	321	321	100.0	0	0.0	30.1	32.8
	Nobles	24520	268	268	100.0	0	0.0	9.9	10.7
	Pennington	24560	145	0	0.0	145	100.0	78.5	85.6
	Red Lake	24620	346	11	3.2	335	96.8	66.7	72.7
	Rock	24660	440	440	100.0	0	0.0	29.1	31.7
	Grand Totals		3,153	2,663	84.5	490	15.5	30.6	33.4

Ophthalmology



© 2024 Quest Analytics, LLC.

September 6, 2024

Ophthalmology

63 providers at 81 locations

★ All providers

Sanford Health Plan Network Analysis - Census

Employee Group

Minnesota Members

Provider Group

Ophthalmology

35,677 employee locations

● With access (12,826)

● Without access (22,851)

The Access Standard is defined as (Minnesota Members) employees accessing:

1 (Ophthalmology) provider in 60 miles

Service Areas

□ Minnesota Service Area

52.60 miles

Access Detail By County

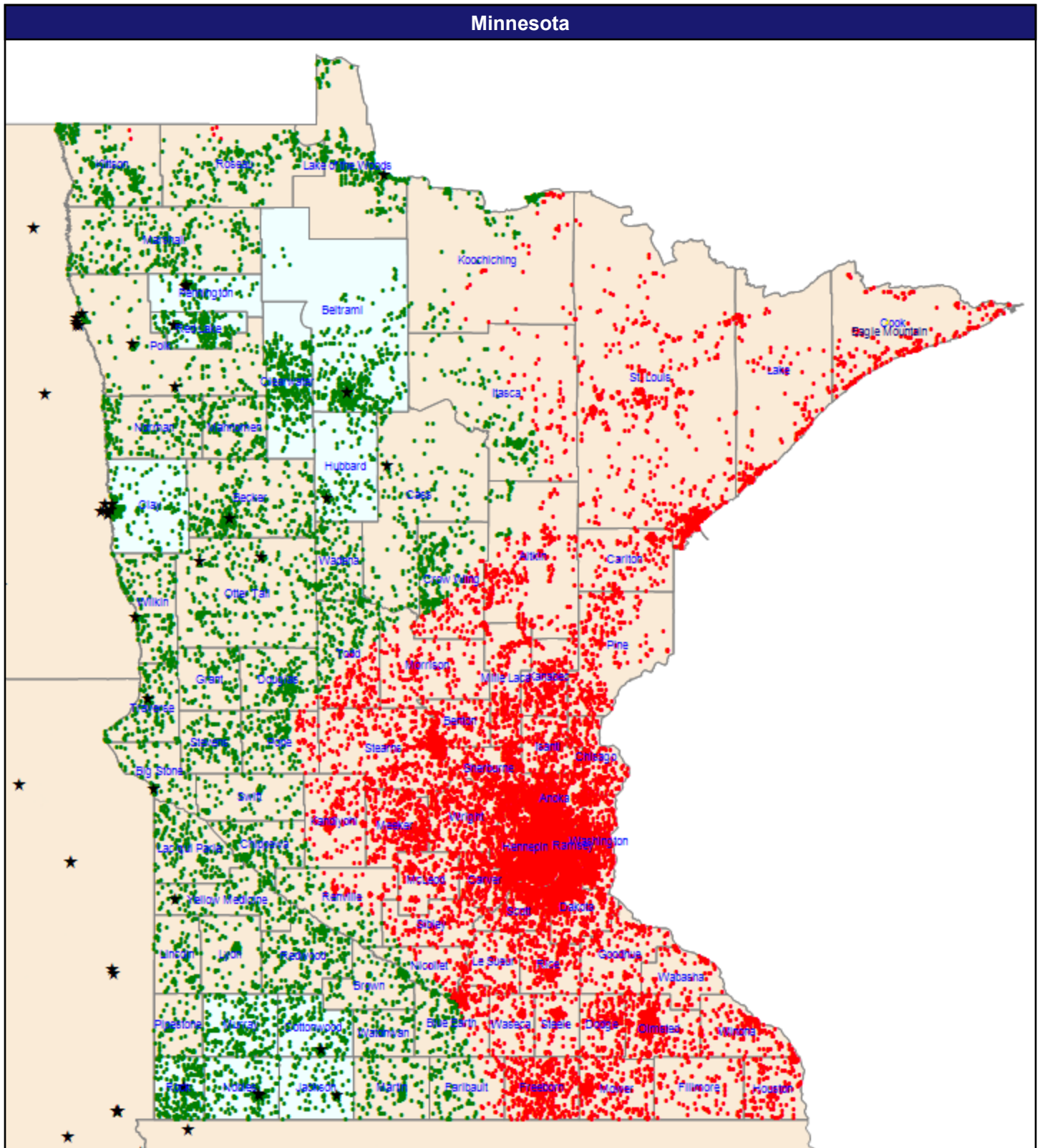
September 6, 2024

Access Analysis
 Sanford Health Plan Network Analysis
 - Time
 Employee / Provider Groups
 Minnesota Members (Minnesota
 Service Area)
 Ophthalmology

¹ The Access Standard is defined as
 (Minnesota Members (Minnesota
 Service Area)) employees accessing:
 1 (Ophthalmology) provider in 60 miles
 and 60 minutes

All Employees									
State Name	County	County SSA	Employee	With Access ¹		Without Access ¹		Average Distance	Average Time
			#	#	%	#	%	1	1
Minnesota	Beltrami	24030	450	450	100.0	0	0.0	13.0	14.2
	Clay	24130	324	324	100.0	0	0.0	9.6	11.0
	Clearwater	24140	387	387	100.0	0	0.0	27.7	30.2
	Cottonwood	24160	255	255	100.0	0	0.0	29.1	31.7
	Hubbard	24280	110	110	100.0	0	0.0	12.0	13.1
	Jackson	24310	107	107	100.0	0	0.0	28.3	30.8
	Murray	24500	321	321	100.0	0	0.0	39.6	43.2
	Nobles	24520	268	268	100.0	0	0.0	27.6	30.0
	Pennington	24560	145	145	100.0	0	0.0	5.5	5.9
	Red Lake	24620	346	346	100.0	0	0.0	21.9	23.9
	Rock	24660	440	440	100.0	0	0.0	6.5	7.0
Grand Totals			3,153	3,153	100.0	0	0.0	19.9	21.7

Orthopedic Surgery



© 2024 Quest Analytics, LLC.

September 6, 2024

Orthopedic Surgery

90 providers at 76 locations

★ All providers

Sanford Health Plan Network Analysis - Census

Employee Group

Minnesota Members

Provider Group

Orthopedic Surgery

35,677 employee locations

● With access (10,646)

● Without access (25,031)

The Access Standard is defined as (Minnesota Members) employees accessing:

1 (Orthopedic Surgery) provider in 60 miles

Service Areas

□ Minnesota Service Area

52.60 miles

Access Detail By County

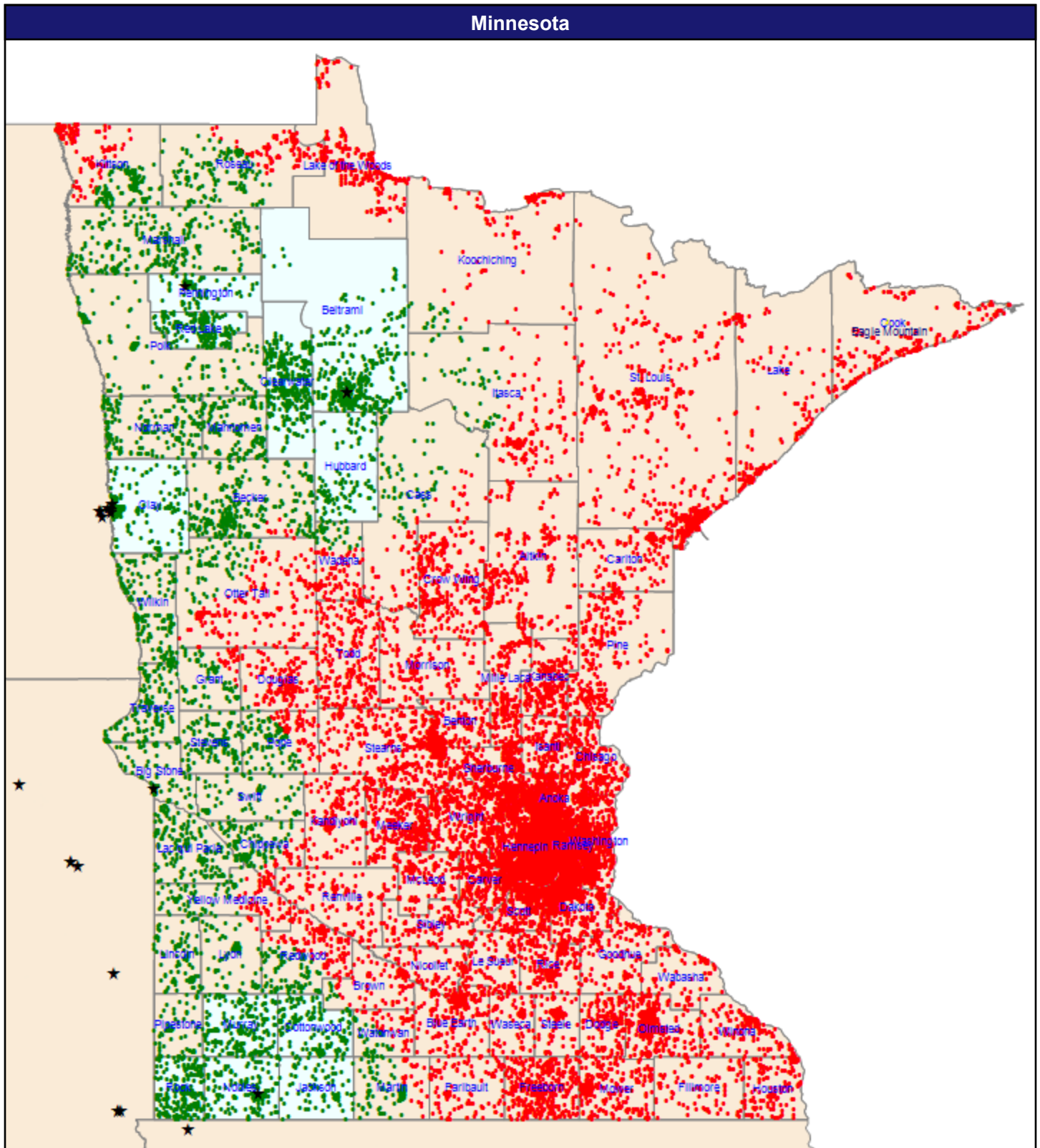
September 6, 2024

Access Analysis
 Sanford Health Plan Network Analysis
 - Time
 Employee / Provider Groups
 Minnesota Members (Minnesota
 Service Area)
 Orthopedic Surgery

¹ The Access Standard is defined as
 (Minnesota Members (Minnesota
 Service Area)) employees accessing:
 1 (Orthopedic Surgery) provider in 60
 miles and 60 minutes

All Employees									
State Name	County	County SSA	Employee	With Access ¹		Without Access ¹		Average Distance	Average Time
			#	#	%	#	%	1	1
Minnesota	Beltrami	24030	450	450	100.0	0	0.0	12.9	14.0
	Clay	24130	324	324	100.0	0	0.0	8.8	9.9
	Clearwater	24140	387	387	100.0	0	0.0	27.8	30.2
	Cottonwood	24160	255	255	100.0	0	0.0	11.9	13.0
	Hubbard	24280	110	110	100.0	0	0.0	10.7	11.6
	Jackson	24310	107	107	100.0	0	0.0	8.9	9.7
	Murray	24500	321	321	100.0	0	0.0	27.6	30.1
	Nobles	24520	268	268	100.0	0	0.0	8.2	8.9
	Pennington	24560	145	145	100.0	0	0.0	5.5	6.0
	Red Lake	24620	346	346	100.0	0	0.0	10.1	11.0
	Rock	24660	440	440	100.0	0	0.0	6.7	7.3
Grand Totals			3,153	3,153	100.0	0	0.0	13.6	14.8

Otolaryngology



© 2024 Quest Analytics, LLC.

September 6, 2024

Otolaryngology

33 providers at 41 locations

★ All providers

Sanford Health Plan Network Analysis - Census

Employee Group

Minnesota Members

Provider Group

Otolaryngology

35,677 employee locations

● With access (7,593)

● Without access (28,084)

The Access Standard is defined as (Minnesota Members) employees accessing:

1 (Otolaryngology) provider in 60 miles

Service Areas

□ Minnesota Service Area

52.60 miles

Access Detail By County

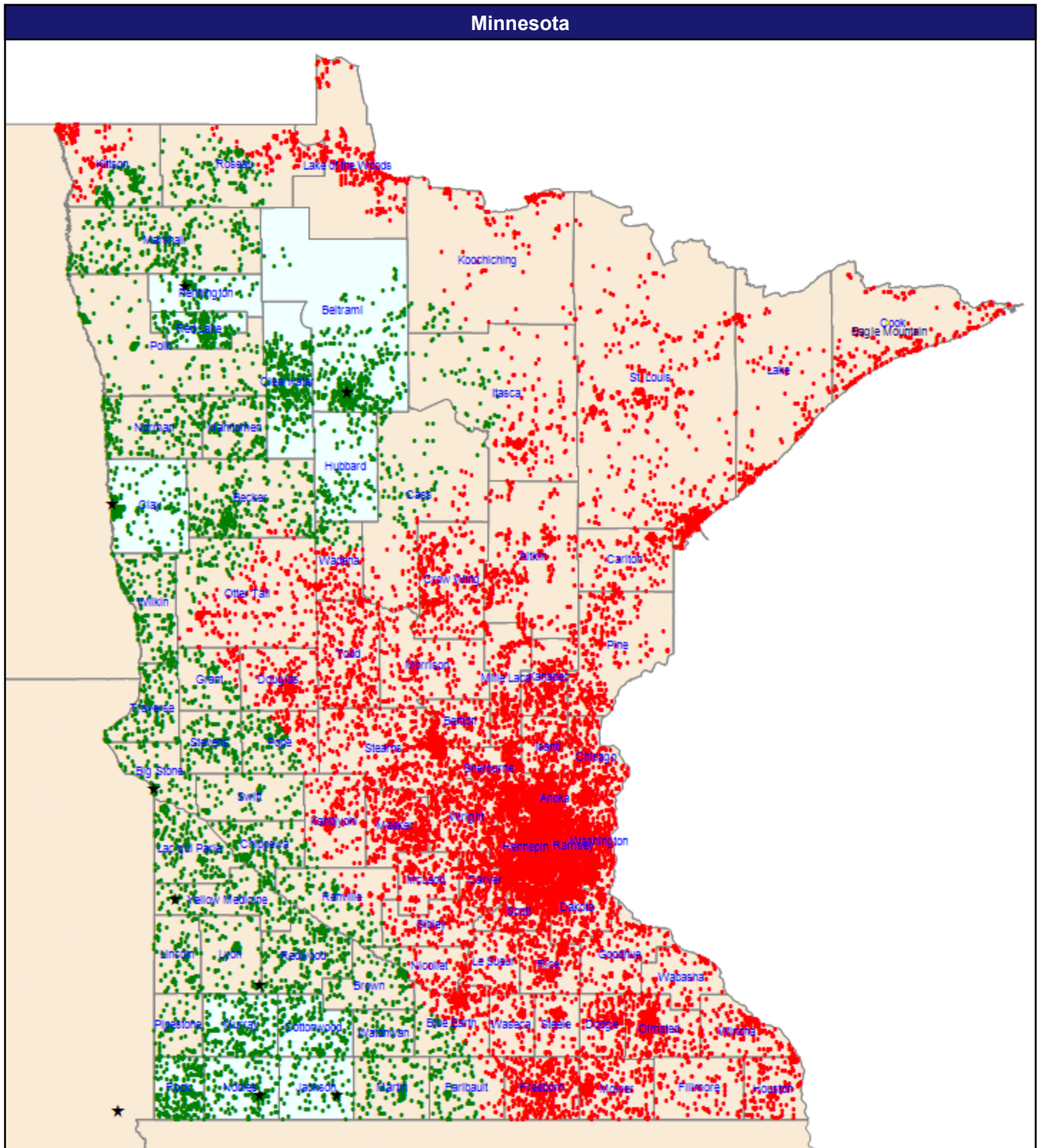
September 6, 2024

Access Analysis
 Sanford Health Plan Network Analysis
 - Time
 Employee / Provider Groups
 Minnesota Members (Minnesota
 Service Area)
 Otolaryngology

¹ The Access Standard is defined as
 (Minnesota Members (Minnesota
 Service Area)) employees accessing:
 1 (Otolaryngology) provider in 60 miles
 and 60 minutes

All Employees									
State Name	County	County SSA	Employee			Without Access ¹		Average Distance	Average Time
			#	#	%	#	%	1	1
Minnesota	Beltrami	24030	450	450	100.0	0	0.0	13.1	14.2
	Clay	24130	324	324	100.0	0	0.0	9.8	11.3
	Clearwater	24140	387	387	100.0	0	0.0	27.8	30.2
	Cottonwood	24160	255	251	98.4	4	1.6	40.5	44.1
	Hubbard	24280	110	110	100.0	0	0.0	33.0	36.0
	Jackson	24310	107	107	100.0	0	0.0	28.3	30.8
	Murray	24500	321	321	100.0	0	0.0	28.9	31.5
	Nobles	24520	268	268	100.0	0	0.0	9.3	10.1
	Pennington	24560	145	145	100.0	0	0.0	6.3	6.8
	Red Lake	24620	346	346	100.0	0	0.0	21.0	22.9
	Rock	24660	440	440	100.0	0	0.0	17.6	19.2
Grand Totals			3,153	3,149	99.9	4	0.1	20.4	22.3

Outpatient Infusion/Chemotherapy



© 2024 Quest Analytics, LLC.

September 6, 2024

Outpatient Infusion/Chemotherapy

16 providers at 16 locations

★ All providers

Sanford Health Plan Network Analysis - Census

Employee Group

Minnesota Members

Provider Group

Outpatient Infusion/Chemotherapy

35,677 employee locations

● With access (8,485)

● Without access (27,192)

The Access Standard is defined as (Minnesota Members) employees accessing:

1 (Outpatient Infusion/Chemotherapy) provider in 60 miles

Service Areas

□ Minnesota Service Area

52.60 miles

Access Detail By County

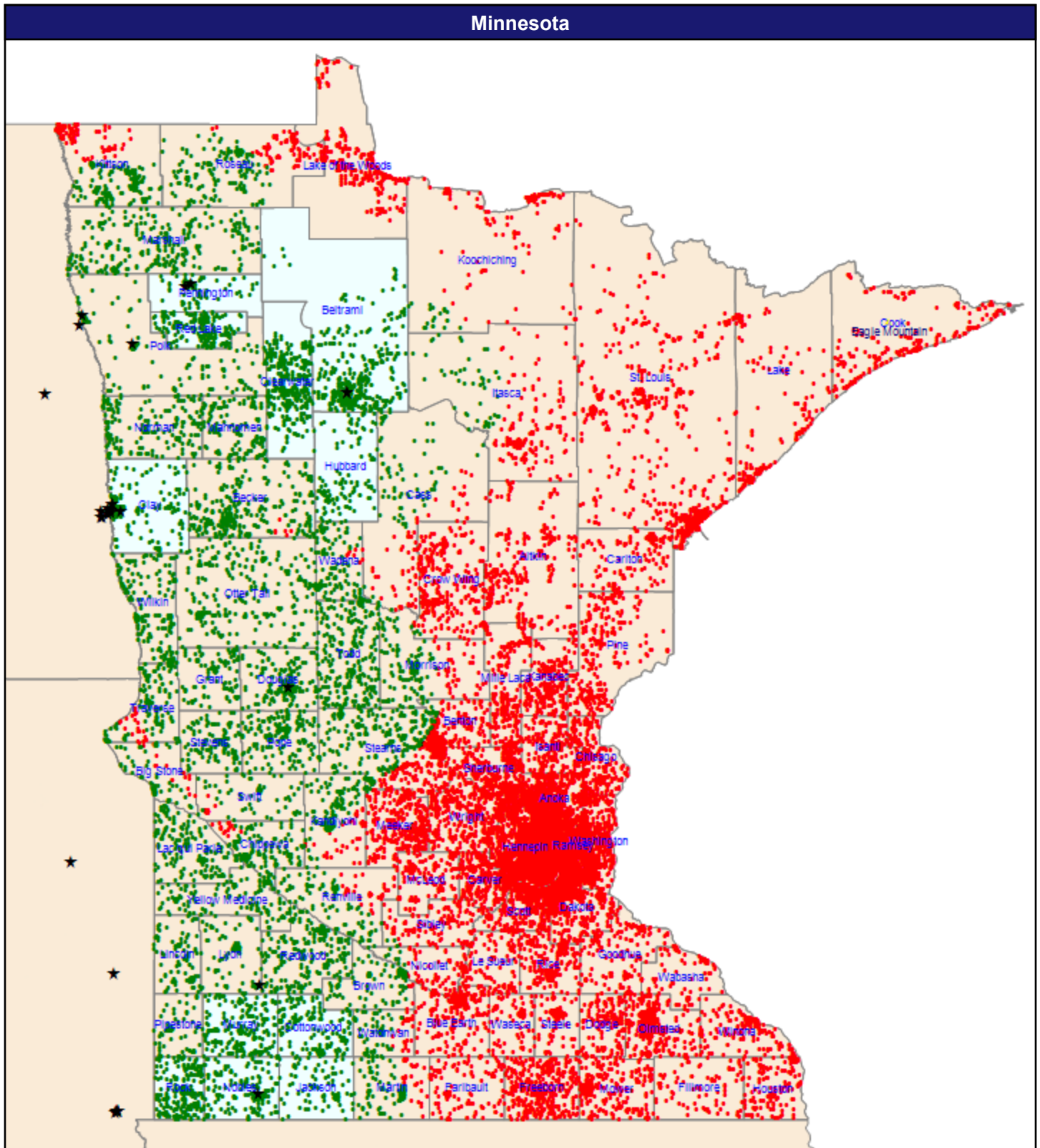
September 6, 2024

Access Analysis
 Sanford Health Plan Network Analysis
 - Time
 Employee / Provider Groups
 Minnesota Members (Minnesota
 Service Area)
 Outpatient Infusion/Chemotherapy

¹ The Access Standard is defined as
 (Minnesota Members (Minnesota
 Service Area)) employees accessing:
 1 (Outpatient Infusion/Chemotherapy)
 provider in 60 miles and 60 minutes

All Employees									
State Name	County	County SSA	Employee	With Access ¹		Without Access ¹		Average Distance	Average Time
			#	#	%	#	%	1	1
Minnesota	Beltrami	24030	450	450	100.0	0	0.0	13.1	14.3
	Clay	24130	324	324	100.0	0	0.0	10.7	11.7
	Clearwater	24140	387	387	100.0	0	0.0	27.8	30.2
	Cottonwood	24160	255	255	100.0	0	0.0	23.4	25.5
	Hubbard	24280	110	110	100.0	0	0.0	33.2	36.2
	Jackson	24310	107	107	100.0	0	0.0	10.8	11.7
	Murray	24500	321	321	100.0	0	0.0	21.3	23.2
	Nobles	24520	268	268	100.0	0	0.0	9.9	10.7
	Pennington	24560	145	145	100.0	0	0.0	6.3	6.8
	Red Lake	24620	346	346	100.0	0	0.0	21.0	22.9
	Rock	24660	440	440	100.0	0	0.0	29.1	32.8
Grand Totals			3,153	3,153	100.0	0	0.0	19.5	21.3

Pediatric Specialty



© 2024 Quest Analytics, LLC.

September 6, 2024

Pediatric Specialty

72 providers at 53 locations

★ All providers

Sanford Health Plan Network Analysis - Census

Employee Group

Minnesota Members

Provider Group

Pediatric Specialty

35,677 employee locations

● With access (9,954)

● Without access (25,723)

The Access Standard is defined as (Minnesota Members) employees accessing:

1 (Pediatric Specialty) provider in 60 miles

Service Areas

□ Minnesota Service Area

52.60 miles

Access Detail By County

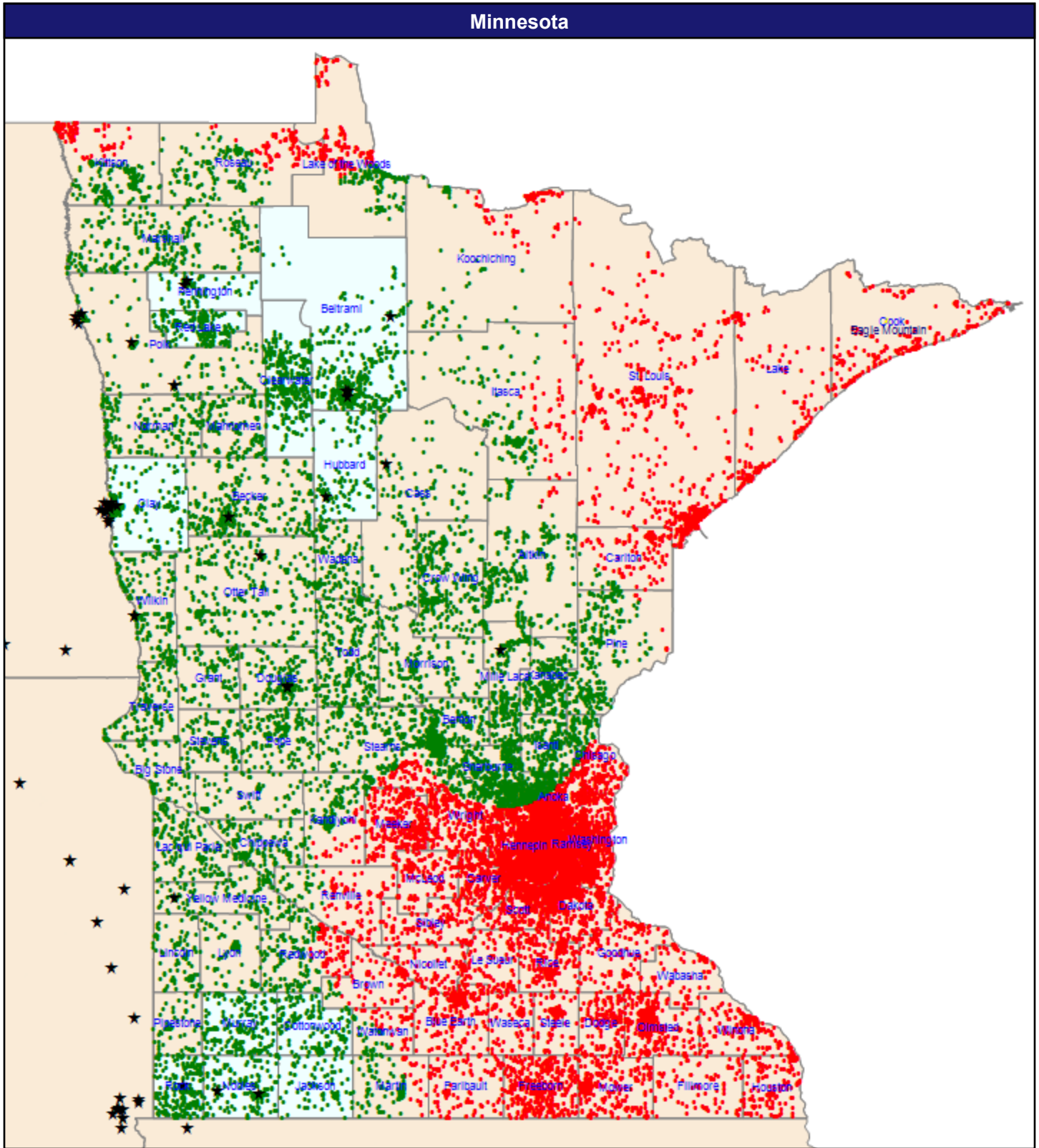
September 6, 2024

Access Analysis
 Sanford Health Plan Network Analysis
 - Time
 Employee / Provider Groups
 Minnesota Members (Minnesota
 Service Area)
 Pediatric Specialty

¹ The Access Standard is defined as
 (Minnesota Members (Minnesota
 Service Area)) employees accessing:
 1 (Pediatric Specialty) provider in 60
 miles and 60 minutes

All Employees									
State Name	County	County SSA	Employee	With Access ¹		Without Access ¹		Average Distance	Average Time
			#	#	%	#	%	1	1
Minnesota	Beltrami	24030	450	450	100.0	0	0.0	13.0	14.2
	Clay	24130	324	324	100.0	0	0.0	8.7	9.6
	Clearwater	24140	387	387	100.0	0	0.0	27.8	30.3
	Cottonwood	24160	255	255	100.0	0	0.0	33.9	36.9
	Hubbard	24280	110	110	100.0	0	0.0	33.1	36.0
	Jackson	24310	107	107	100.0	0	0.0	28.3	30.8
	Murray	24500	321	321	100.0	0	0.0	21.0	22.9
	Nobles	24520	268	268	100.0	0	0.0	9.7	10.6
	Pennington	24560	145	145	100.0	0	0.0	5.2	5.6
	Red Lake	24620	346	346	100.0	0	0.0	20.2	22.0
	Rock	24660	440	440	100.0	0	0.0	28.6	32.0
Grand Totals			3,153	3,153	100.0	0	0.0	20.4	22.4

Physical Therapy, Occupational Therapy and Speech Therapy



© 2024 Quest Analytics, LLC.

September 6, 2024

Physical Therapy, Occupational Therapy, and Speech Therapy Services

224 providers at 114 locations

★ All providers

Sanford Health Plan Network Analysis - Census

Employee Group

Minnesota Members

Provider Group

Physical Therapy, Occupational Therapy, and Speech Therapy Services

35,677 employee locations

● With access (13,653)

● Without access (22,024)

The Access Standard is defined as (Minnesota Members) employees accessing:

1 (Physical Therapy, Occupational Therapy, and Speech Therapy Services) provider in 60 miles

Service Areas

□ Minnesota Service Area

Access Detail By County

September 6, 2024

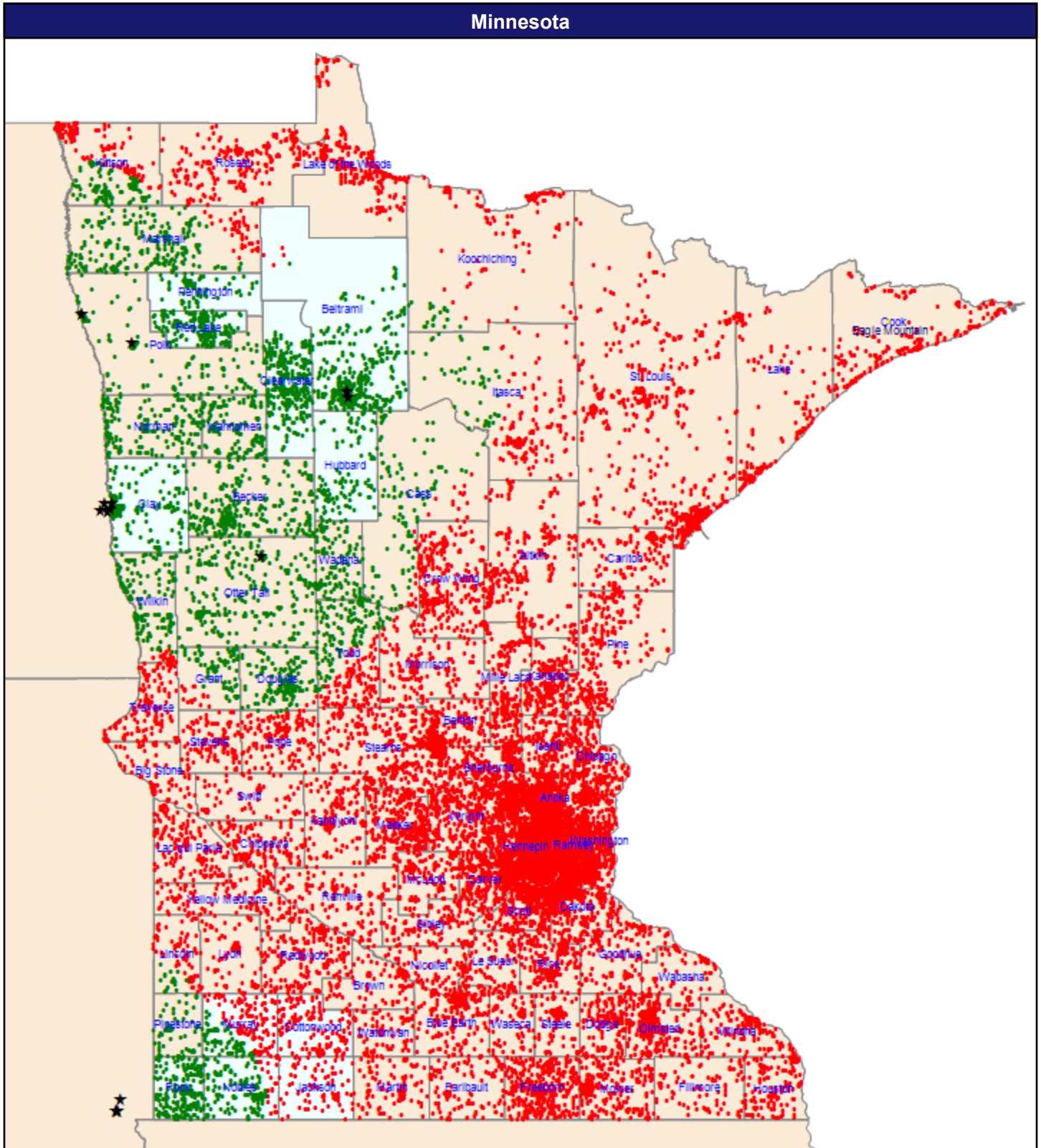
Access Analysis
Sanford Health Plan Network Analysis
- Time

Employee / Provider Groups
Minnesota Members (Minnesota
Service Area)
Physical Therapy, Occupational
Therapy, and Speech Therapy
Services

¹ The Access Standard is defined as
(Minnesota Members (Minnesota
Service Area)) employees accessing:
1 (Physical Therapy, Occupational
Therapy, and Speech Therapy
Services) provider in 60 miles and 60
minutes

All Employees									
State Name	County	County SSA	Employee	With Access ¹		Without Access ¹		Average Distance	Average Time
			#	#	%	#	%	1	1
Minnesota	Beltrami	24030	450	450	100.0	0	0.0	9.0	9.8
	Clay	24130	324	324	100.0	0	0.0	8.3	9.3
	Clearwater	24140	387	387	100.0	0	0.0	27.5	30.0
	Cottonwood	24160	255	250	98.0	5	2.0	40.5	44.1
	Hubbard	24280	110	110	100.0	0	0.0	10.2	11.0
	Jackson	24310	107	107	100.0	0	0.0	27.8	30.3
	Murray	24500	321	321	100.0	0	0.0	26.9	29.3
	Nobles	24520	268	268	100.0	0	0.0	6.0	6.5
	Pennington	24560	145	145	100.0	0	0.0	4.9	5.3
	Red Lake	24620	346	346	100.0	0	0.0	20.7	22.5
	Rock	24660	440	440	100.0	0	0.0	6.5	7.0
Grand Totals			3,153	3,148	99.8	5	0.2	16.7	18.2

Physical Medicine and Rehabilitation and Occupational Medicine



© 2024 Quest Analytics, LLC.

September 6, 2024

Physical Medicine and Rehabilitation and Occupational Medicine

33 providers at 33 locations

★ All providers

Sanford Health Plan Network Analysis - Census

Employee Group

Minnesota Members

Provider Group

Physical Medicine and Rehabilitation and Occupational Medicine

35,677 employee locations

● With access (5,546)

● Without access (30,131)

The Access Standard is defined as (Minnesota Members) employees accessing:

1 (Physical Medicine and Rehabilitation and Occupational Medicine) provider in 60 miles

Service Areas

□ Minnesota Service Area

Access Detail By County

September 6, 2024

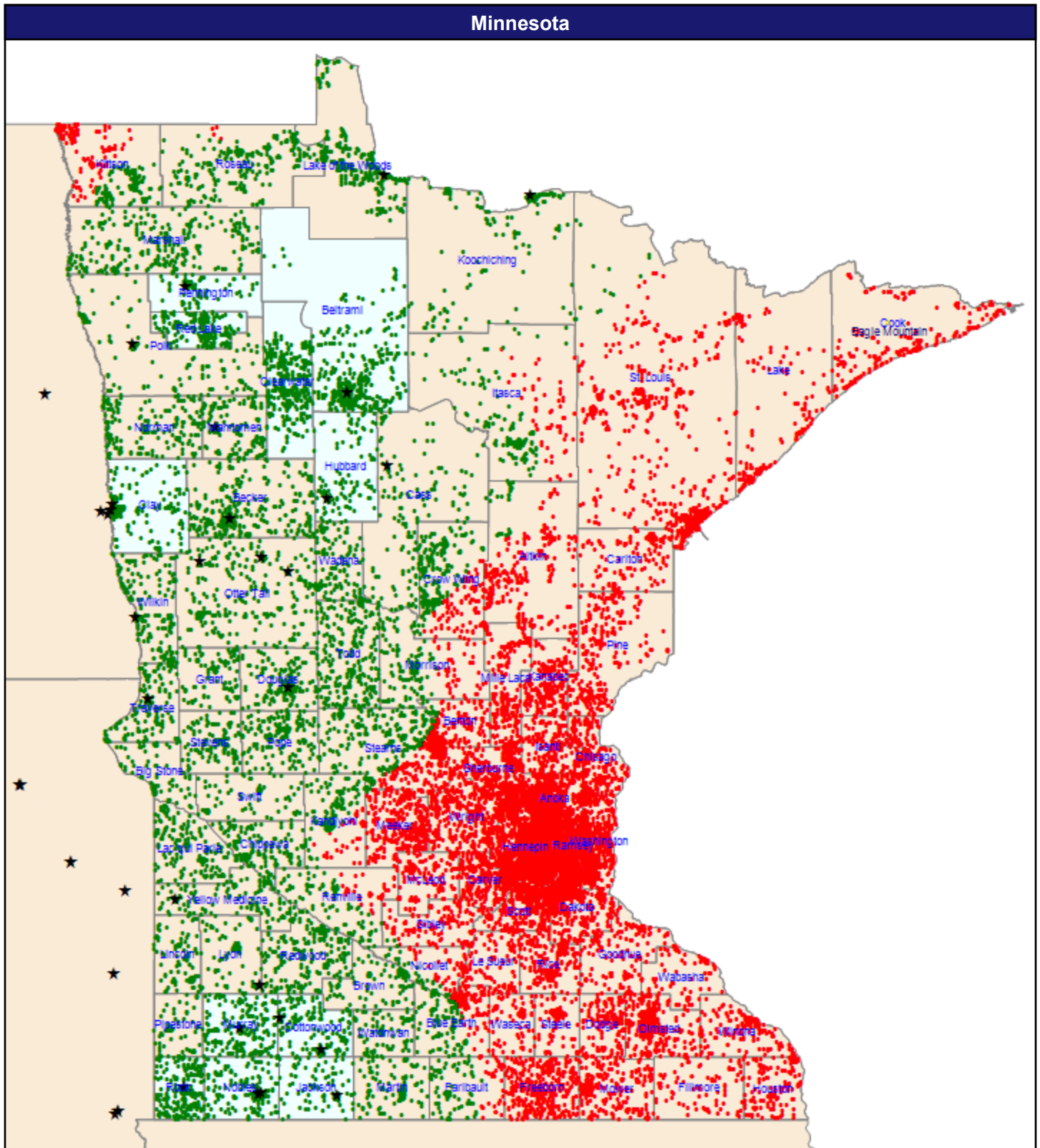
Access Analysis
 Sanford Health Plan Network Analysis
 - Time

Employee / Provider Groups
 Minnesota Members (Minnesota
 Service Area)
 Physical Medicine and Rehabilitation
 and Occupational Medicine

¹ The Access Standard is defined as
 (Minnesota Members (Minnesota
 Service Area)) employees accessing:
 1 (Physical Medicine and Rehabilitation
 and Occupational Medicine) provider in
 60 miles and 60 minutes

All Employees									
State Name	County	County SSA	Employee	With Access ¹		Without Access ¹		Average Distance	Average Time
			#	#	%	#	%	1	1
Minnesota	Beltrami	24030	450	445	98.9	5	1.1	12.8	13.9
	Clay	24130	324	324	100.0	0	0.0	10.0	11.4
	Clearwater	24140	387	387	100.0	0	0.0	27.6	30.1
	Cottonwood	24160	255	0	0.0	255	100.0	85.5	93.2
	Hubbard	24280	110	110	100.0	0	0.0	30.7	33.5
	Jackson	24310	107	0	0.0	107	100.0	82.4	89.9
	Murray	24500	321	41	12.8	280	87.2	62.5	68.1
	Nobles	24520	268	115	42.9	153	57.1	52.6	57.4
	Pennington	24560	145	142	97.9	3	2.1	40.3	43.9
	Red Lake	24620	346	346	100.0	0	0.0	27.4	29.8
	Rock	24660	440	440	100.0	0	0.0	27.8	30.2
	Grand Totals		3,153	2,350	74.5	803	25.5	36.6	39.9

Podiatry



© 2024 Quest Analytics, LLC.

September 6, 2024

Podiatry

27 providers at 60 locations

★ All providers

Sanford Health Plan Network Analysis - Census

Employee Group

Minnesota Members

Provider Group

Podiatry

35,677 employee locations

● With access (11,394)

● Without access (24,283)

The Access Standard is defined as (Minnesota Members) employees accessing:

1 (Podiatry) provider in 60 miles

Service Areas

□ Minnesota Service Area

52.60 miles

Access Detail By County

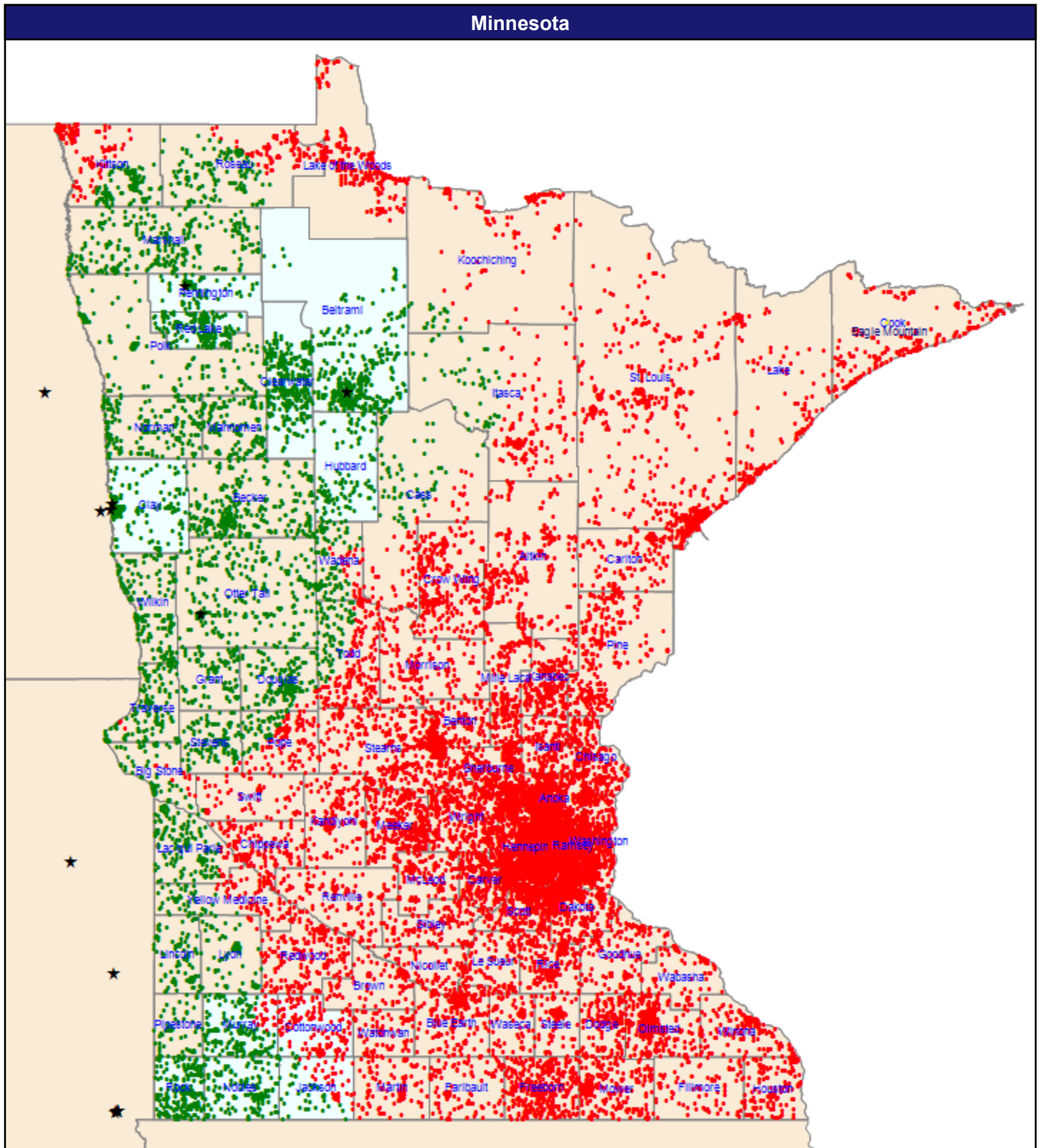
September 6, 2024

Access Analysis
 Sanford Health Plan Network Analysis
 - Time
 Employee / Provider Groups
 Minnesota Members (Minnesota
 Service Area)
 Podiatry

¹ The Access Standard is defined as
 (Minnesota Members (Minnesota
 Service Area)) employees accessing:
 1 (Podiatry) provider in 60 miles and 60
 minutes

All Employees									
State Name	County	County SSA	Employee	With Access ¹		Without Access ¹		Average Distance	Average Time
			#	#	%	#	%	1	1
Minnesota	Beltrami	24030	450	450	100.0	0	0.0	12.9	14.0
	Clay	24130	324	324	100.0	0	0.0	8.7	9.8
	Clearwater	24140	387	387	100.0	0	0.0	27.4	29.9
	Cottonwood	24160	255	255	100.0	0	0.0	7.2	7.8
	Hubbard	24280	110	110	100.0	0	0.0	10.7	11.6
	Jackson	24310	107	107	100.0	0	0.0	8.8	9.6
	Murray	24500	321	321	100.0	0	0.0	8.9	9.7
	Nobles	24520	268	268	100.0	0	0.0	8.2	8.9
	Pennington	24560	145	145	100.0	0	0.0	6.3	6.8
	Red Lake	24620	346	346	100.0	0	0.0	20.7	22.5
	Rock	24660	440	440	100.0	0	0.0	7.2	7.8
Grand Totals			3,153	3,153	100.0	0	0.0	12.5	13.7

Pulmonary Disease



© 2024 Quest Analytics, LLC.

September 6, 2024

Pulmonary Disease

33 providers at 29 locations

★ All providers

Sanford Health Plan Network Analysis - Census

Access Detail By County

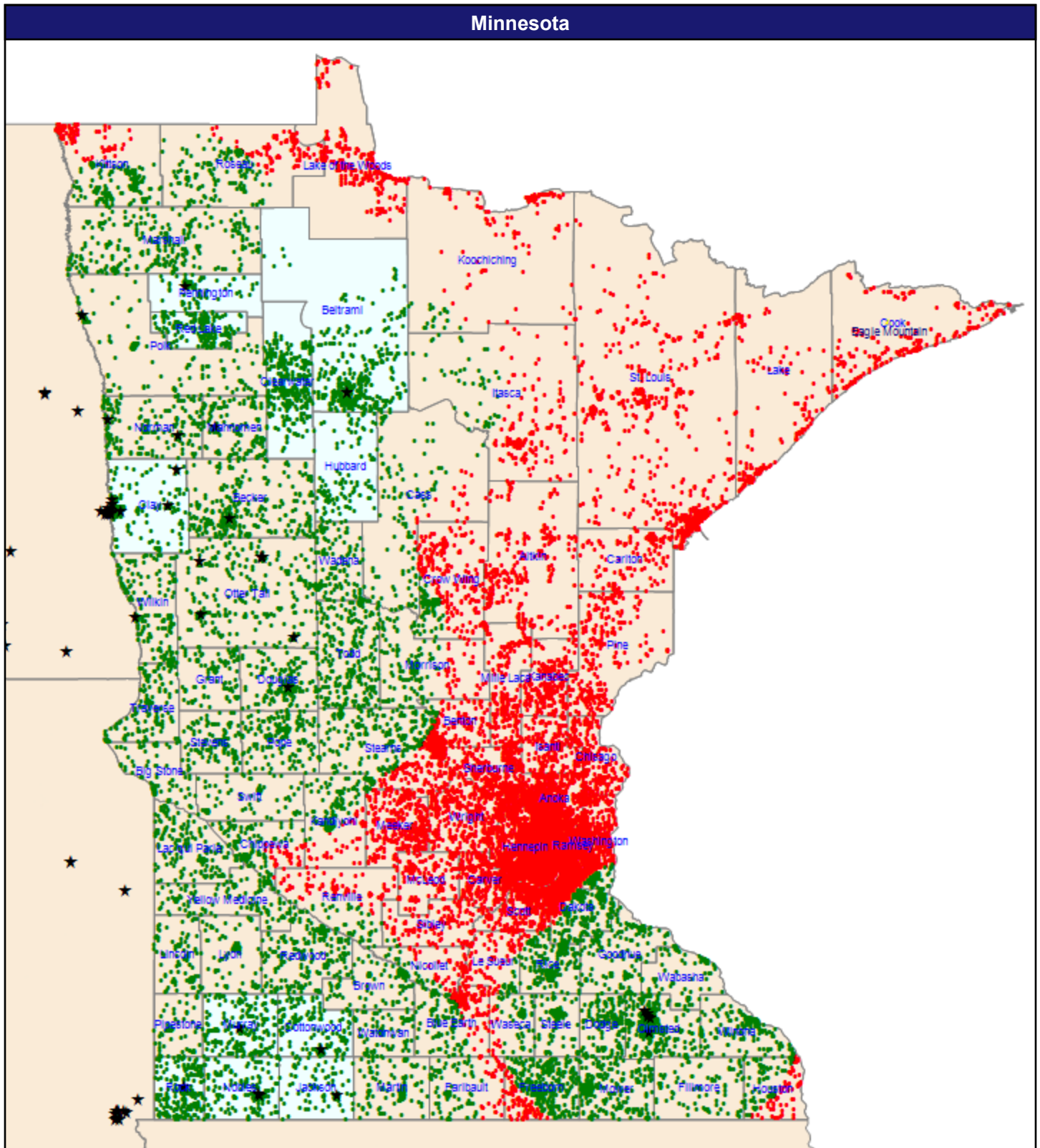
September 6, 2024

Access Analysis
 Sanford Health Plan Network Analysis
 - Time
 Employee / Provider Groups
 Minnesota Members (Minnesota
 Service Area)
 Pulmonary Disease

¹ The Access Standard is defined as
 (Minnesota Members (Minnesota
 Service Area)) employees accessing:
 1 (Pulmonary Disease) provider in 60
 miles and 60 minutes

All Employees									
State Name	County	County SSA	Employee	With Access ¹		Without Access ¹		Average Distance	Average Time
			#	#	%	#	%	1	1
Minnesota	Beltrami	24030	450	450	100.0	0	0.0	13.2	14.4
	Clay	24130	324	324	100.0	0	0.0	10.0	11.4
	Clearwater	24140	387	387	100.0	0	0.0	28.0	30.5
	Cottonwood	24160	255	1	0.4	254	99.6	71.9	78.4
	Hubbard	24280	110	110	100.0	0	0.0	33.3	36.3
	Jackson	24310	107	22	20.6	85	79.4	59.3	64.7
	Murray	24500	321	161	50.2	160	49.8	54.6	59.5
	Nobles	24520	268	268	100.0	0	0.0	36.9	40.2
	Pennington	24560	145	145	100.0	0	0.0	6.3	6.8
	Red Lake	24620	346	346	100.0	0	0.0	21.0	22.9
	Rock	24660	440	440	100.0	0	0.0	31.0	36.8
	Grand Totals			3,153	2,654	84.2	499	15.8	31.0

Radiology and Nuclear Medicine



© 2024 Quest Analytics, LLC.

September 6, 2024

Radiology and Nuclear Medicine

341 providers at 89 locations

★ All providers

Sanford Health Plan Network Analysis - Census

Employee Group

Minnesota Members

Provider Group

Radiology and Nuclear Medicine

35,677 employee locations

● With access (14,129)

● Without access (21,548)

The Access Standard is defined as (Minnesota Members) employees accessing:

1 (Radiology and Nuclear Medicine) provider in 60 miles

Service Areas

□ Minnesota Service Area

52.60 miles

Access Detail By County

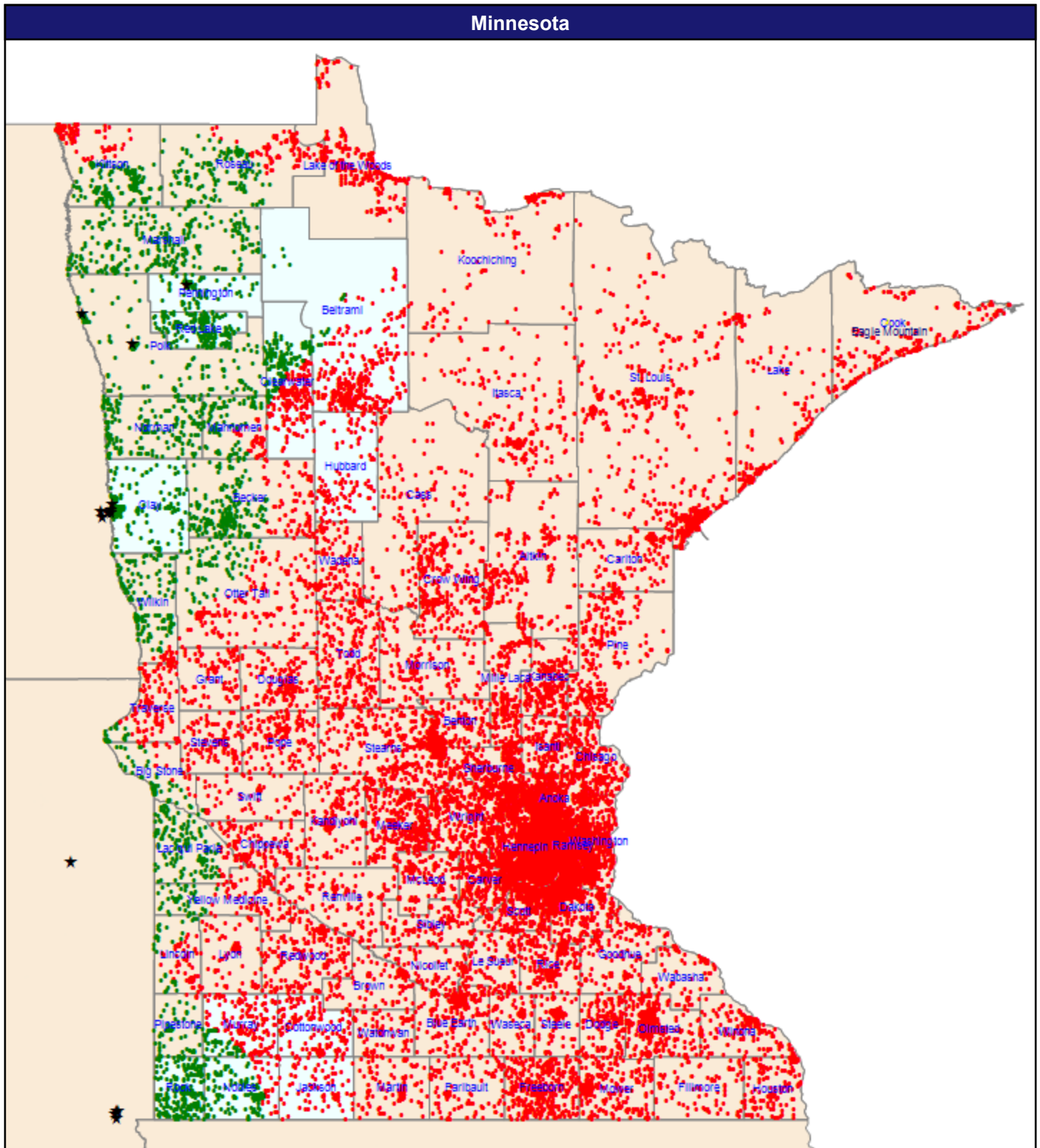
September 6, 2024

Access Analysis
 Sanford Health Plan Network Analysis
 - Time
 Employee / Provider Groups
 Minnesota Members (Minnesota
 Service Area)
 Radiology and Nuclear Medicine

¹ The Access Standard is defined as
 (Minnesota Members (Minnesota
 Service Area)) employees accessing:
 1 (Radiology and Nuclear Medicine)
 provider in 60 miles and 60 minutes

All Employees									
State Name	County	County SSA	Employee	With Access ¹		Without Access ¹		Average Distance	Average Time
			#	#	%	#	%	1	1
Minnesota	Beltrami	24030	450	450	100.0	0	0.0	13.1	14.3
	Clay	24130	324	324	100.0	0	0.0	5.0	5.5
	Clearwater	24140	387	387	100.0	0	0.0	27.4	29.9
	Cottonwood	24160	255	255	100.0	0	0.0	11.1	12.1
	Hubbard	24280	110	110	100.0	0	0.0	32.0	34.9
	Jackson	24310	107	107	100.0	0	0.0	8.9	9.7
	Murray	24500	321	321	100.0	0	0.0	10.1	11.0
	Nobles	24520	268	268	100.0	0	0.0	8.2	8.9
	Pennington	24560	145	145	100.0	0	0.0	6.3	6.8
	Red Lake	24620	346	346	100.0	0	0.0	21.0	22.8
	Rock	24660	440	440	100.0	0	0.0	6.9	7.5
Grand Totals			3,153	3,153	100.0	0	0.0	13.4	14.5

Reconstructive Surgery



© 2024 Quest Analytics, LLC.

September 6, 2024

Reconstructive Surgery

12 providers at 16 locations

★ All providers

Sanford Health Plan Network Analysis - Census

Employee Group

Minnesota Members

Provider Group

Reconstructive Surgery

35,677 employee locations

● With access (4,325)

● Without access (31,352)

The Access Standard is defined as (Minnesota Members) employees accessing:

1 (Reconstructive Surgery) provider in 60 miles

Service Areas

□ Minnesota Service Area

52.60 miles

Access Detail By County

September 6, 2024

Access Analysis
 Sanford Health Plan Network Analysis
 - Time

Employee / Provider Groups

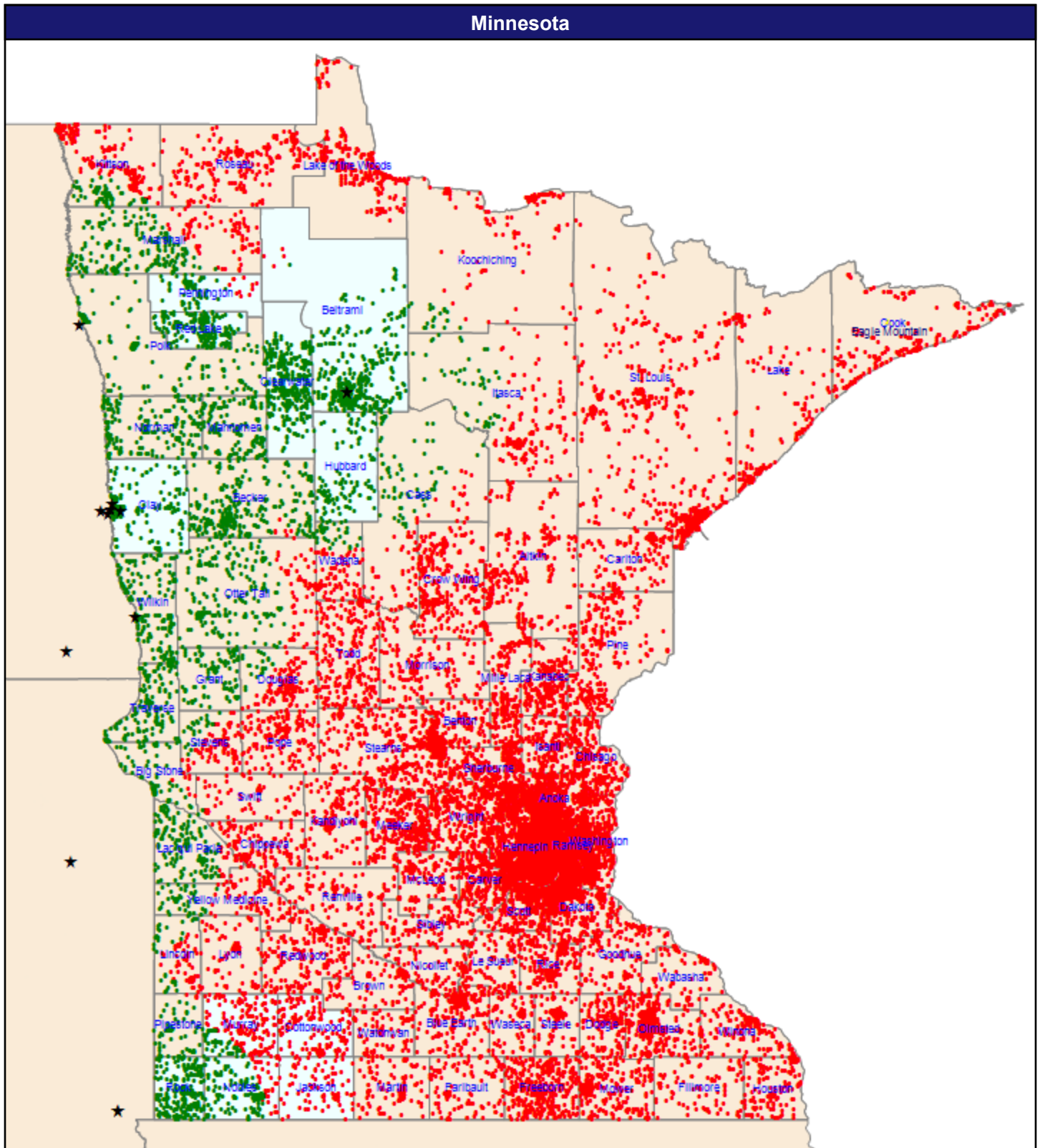
Minnesota Members (Minnesota
 Service Area)

Reconstructive Surgery

¹ The Access Standard is defined as
 (Minnesota Members (Minnesota
 Service Area)) employees accessing:
 1 (Reconstructive Surgery) provider in
 60 miles and 60 minutes

All Employees									
State Name	County	County SSA	Employee	With Access ¹		Without Access ¹		Average Distance	Average Time
			#	#	%	#	%	1	1
Minnesota	Beltrami	24030	450	5	1.1	445	98.9	79.3	86.5
	Clay	24130	324	324	100.0	0	0.0	9.8	11.4
	Clearwater	24140	387	75	19.4	312	80.6	61.5	67.0
	Cottonwood	24160	255	0	0.0	255	100.0	88.4	106.0
	Hubbard	24280	110	0	0.0	110	100.0	89.8	97.9
	Jackson	24310	107	0	0.0	107	100.0	84.3	101.2
	Murray	24500	321	0	0.0	321	100.0	66.5	79.7
	Nobles	24520	268	73	27.2	195	72.8	54.8	65.8
	Pennington	24560	145	145	100.0	0	0.0	5.7	6.2
	Red Lake	24620	346	346	100.0	0	0.0	21.3	23.1
	Rock	24660	440	440	100.0	0	0.0	31.0	37.2
	Grand Totals		3,153	1,408	44.7	1,745	55.3	51.4	58.9

Rheumatology



© 2024 Quest Analytics, LLC.

September 6, 2024

Rheumatology

18 providers at 20 locations

★ All providers

Sanford Health Plan Network Analysis - Census

Access Detail By County

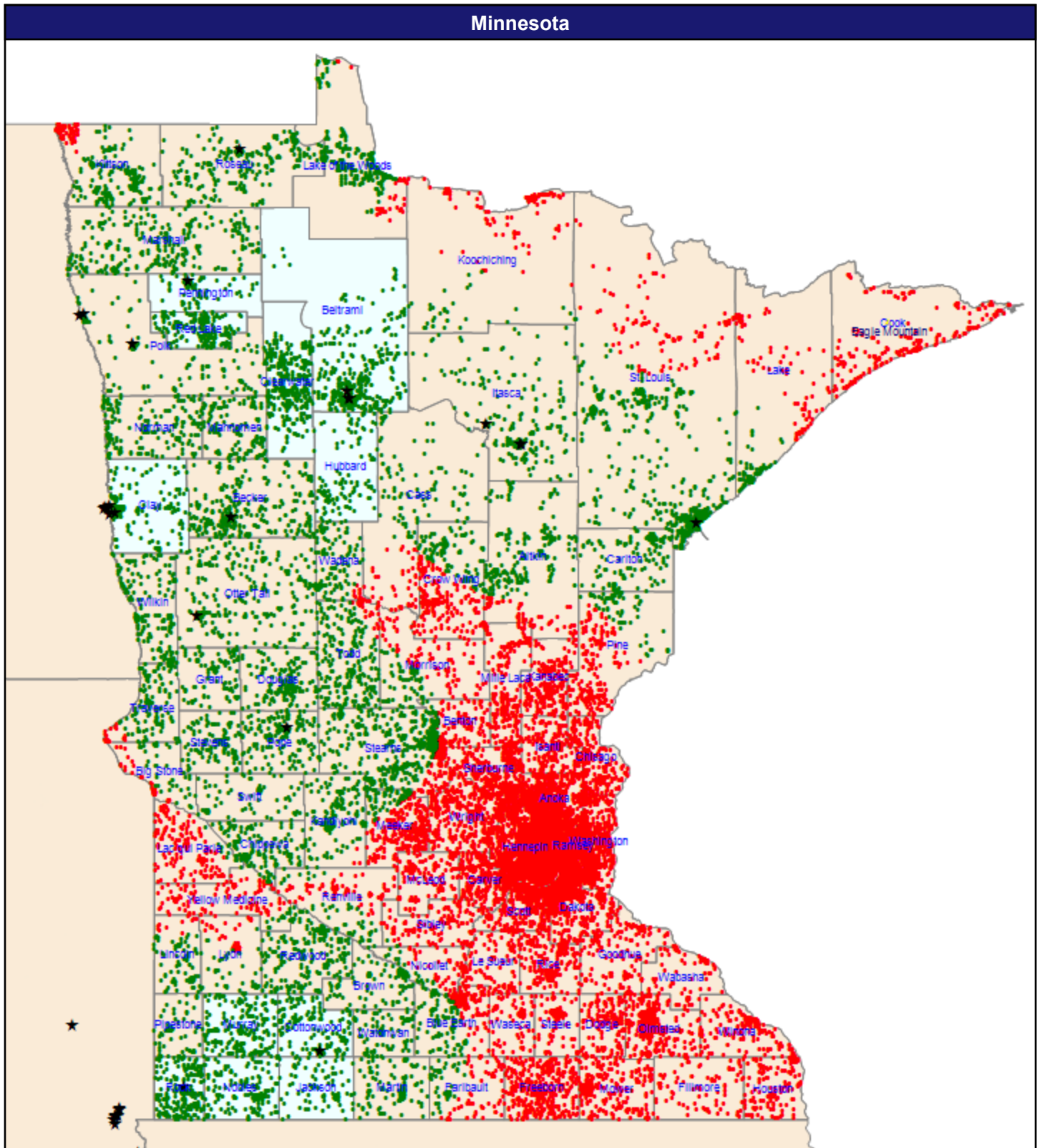
September 6, 2024

Access Analysis
 Sanford Health Plan Network Analysis
 - Time
 Employee / Provider Groups
 Minnesota Members (Minnesota
 Service Area)
 Rheumatology

¹ The Access Standard is defined as
 (Minnesota Members (Minnesota
 Service Area)) employees accessing:
 1 (Rheumatology) provider in 60 miles
 and 60 minutes

All Employees									
State Name	County	County SSA	Employee	With Access ¹		Without Access ¹		Average Distance	Average Time
			#	#	%	#	%	1	1
Minnesota	Beltrami	24030	450	445	98.9	5	1.1	13.3	14.5
	Clay	24130	324	324	100.0	0	0.0	8.8	9.7
	Clearwater	24140	387	387	100.0	0	0.0	27.8	30.2
	Cottonwood	24160	255	0	0.0	255	100.0	88.4	106.0
	Hubbard	24280	110	110	100.0	0	0.0	33.0	36.0
	Jackson	24310	107	0	0.0	107	100.0	84.3	101.2
	Murray	24500	321	0	0.0	321	100.0	66.5	79.7
	Nobles	24520	268	73	27.2	195	72.8	54.8	65.8
	Pennington	24560	145	131	90.3	14	9.7	49.4	53.9
	Red Lake	24620	346	306	88.4	40	11.6	44.1	48.1
	Rock	24660	440	440	100.0	0	0.0	31.0	37.2
	Grand Totals		3,153	2,216	70.3	937	29.7	40.2	46.7

Substance Use Disorder - Outpatient



© 2024 Quest Analytics, LLC.

September 6, 2024

Substance Use Disorder (SUD) - Outpatient

32 providers at 46 locations

★ All providers

Sanford Health Plan Network Analysis - Census

Employee Group

Minnesota Members

Provider Group

Substance Use Disorder (SUD) - Outpatient

35,677 employee locations

● With access (12,125)

● Without access (23,552)

The Access Standard is defined as (Minnesota Members) employees accessing:

1 (Substance Use Disorder (SUD) - Outpatient) provider in 60 miles

Service Areas

□ Minnesota Service Area

52.60 miles

Access Detail By County

September 6, 2024

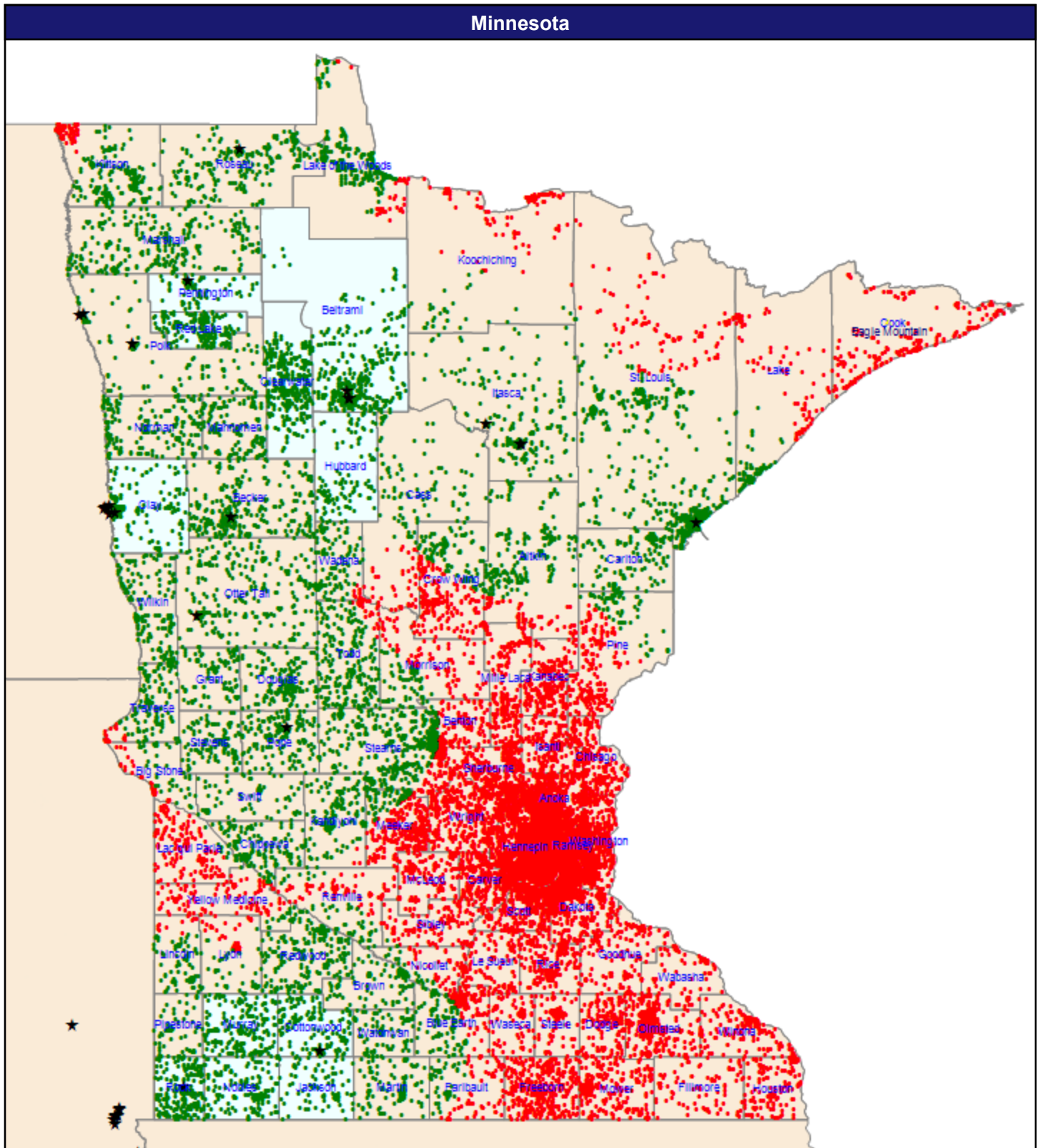
Access Analysis
Sanford Health Plan Network Analysis
- Time

Employee / Provider Groups
Minnesota Members (Minnesota
Service Area)
Substance Use Disorder (SUD) -
Outpatient

¹ The Access Standard is defined as
(Minnesota Members (Minnesota
Service Area)) employees accessing:
1 (Substance Use Disorder (SUD) -
Outpatient) provider in 60 miles and 60
minutes

All Employees									
State Name	County	County SSA	Employee	With Access ¹		Without Access ¹		Average Distance	Average Time
			#	#	%	#	%	1	1
Minnesota	Beltrami	24030	450	450	100.0	0	0.0	12.4	13.5
	Clay	24130	324	324	100.0	0	0.0	9.3	10.2
	Clearwater	24140	387	387	100.0	0	0.0	27.2	29.6
	Cottonwood	24160	255	255	100.0	0	0.0	12.3	13.4
	Hubbard	24280	110	110	100.0	0	0.0	30.2	32.9
	Jackson	24310	107	107	100.0	0	0.0	18.6	20.3
	Murray	24500	321	321	100.0	0	0.0	32.5	35.4
	Nobles	24520	268	268	100.0	0	0.0	27.1	29.5
	Pennington	24560	145	145	100.0	0	0.0	5.3	5.7
	Red Lake	24620	346	346	100.0	0	0.0	22.2	24.1
	Rock	24660	440	440	100.0	0	0.0	7.2	7.8
	Grand Totals			3,153	3,153	100.0	0	0.0	18.0

Substance Use Disorder - Inpatient



© 2024 Quest Analytics, LLC.

September 6, 2024

Substance Use Disorder (SUD) - Inpatient

32 providers at 46 locations

★ All providers

Sanford Health Plan Network Analysis - Census

Employee Group

Minnesota Members

Provider Group

Substance Use Disorder (SUD) - Inpatient

35,677 employee locations

● With access (12,125)

● Without access (23,552)

The Access Standard is defined as (Minnesota Members) employees accessing:

1 (Substance Use Disorder (SUD) - Inpatient) provider in 60 miles

Service Areas

□ Minnesota Service Area

52.60 miles

Access Detail By County

September 6, 2024

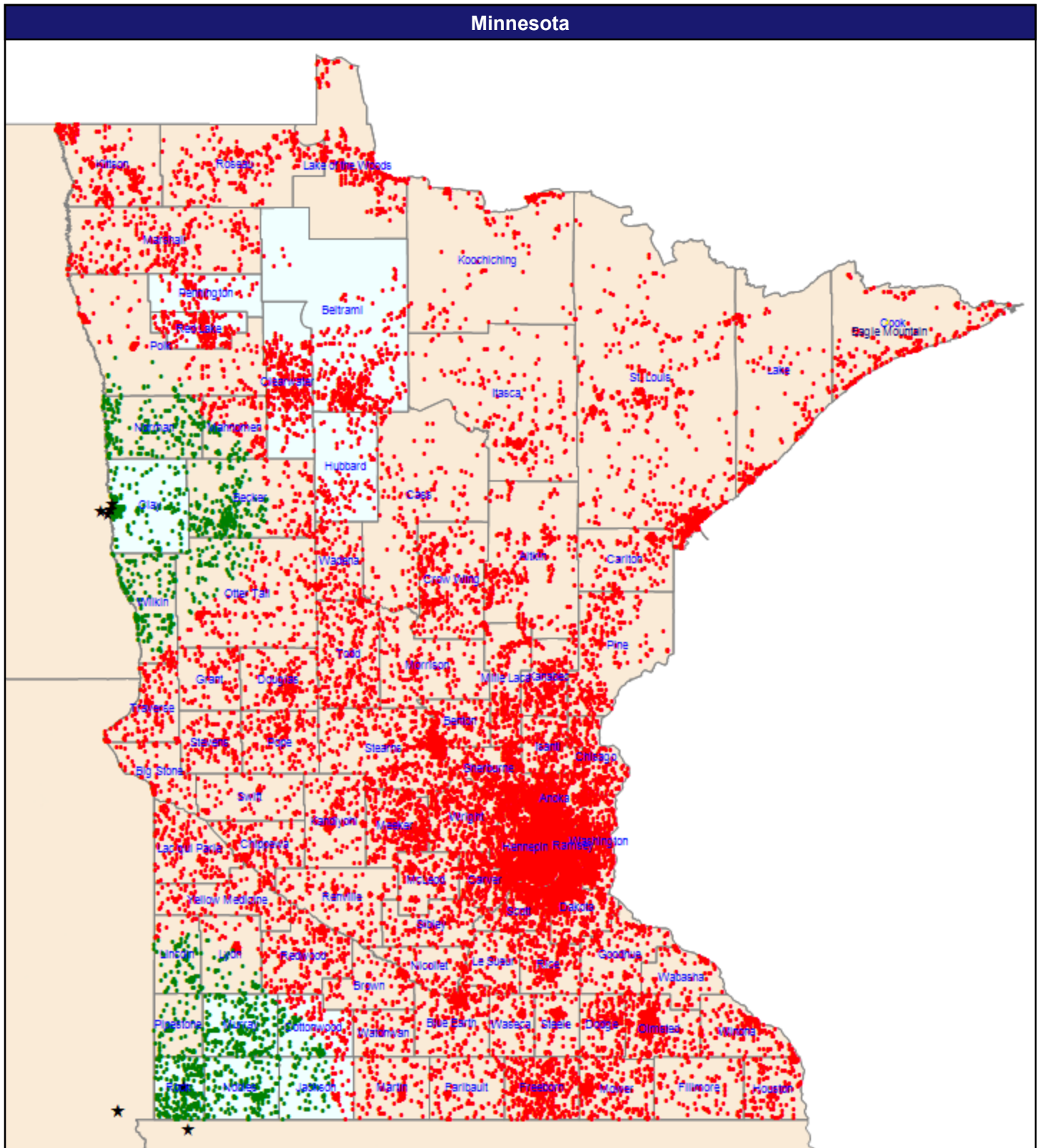
Access Analysis
 Sanford Health Plan Network Analysis
 - Time

Employee / Provider Groups
 Minnesota Members (Minnesota
 Service Area)
 Substance Use Disorder (SUD) -
 Inpatient

¹ The Access Standard is defined as
 (Minnesota Members (Minnesota
 Service Area)) employees accessing:
 1 (Substance Use Disorder (SUD) -
 Inpatient) provider in 60 miles and 60
 minutes

All Employees									
State Name	County	County SSA	Employee			Without Access ¹		Average Distance	Average Time
			#	#	%	#	%	1	1
Minnesota	Beltrami	24030	450	450	100.0	0	0.0	12.4	13.5
	Clay	24130	324	324	100.0	0	0.0	9.3	10.2
	Clearwater	24140	387	387	100.0	0	0.0	27.2	29.6
	Cottonwood	24160	255	255	100.0	0	0.0	12.3	13.4
	Hubbard	24280	110	110	100.0	0	0.0	30.2	32.9
	Jackson	24310	107	107	100.0	0	0.0	18.6	20.3
	Murray	24500	321	321	100.0	0	0.0	32.5	35.4
	Nobles	24520	268	268	100.0	0	0.0	27.1	29.5
	Pennington	24560	145	145	100.0	0	0.0	5.3	5.7
	Red Lake	24620	346	346	100.0	0	0.0	22.2	24.1
	Rock	24660	440	440	100.0	0	0.0	7.2	7.8
	Grand Totals			3,153	3,153	100.0	0	0.0	18.0

Thoracic Surgery



© 2024 Quest Analytics, LLC.

September 6, 2024

Thoracic Surgery

17 providers at 13 locations

★ All providers

Sanford Health Plan Network Analysis - Census

Employee Group

Minnesota Members

Provider Group

Thoracic Surgery

35,677 employee locations

● With access (2,824)

● Without access (32,853)

The Access Standard is defined as (Minnesota Members) employees accessing:

1 (Thoracic Surgery) provider in 60 miles

Service Areas

□ Minnesota Service Area

52.60 miles

Access Detail By County

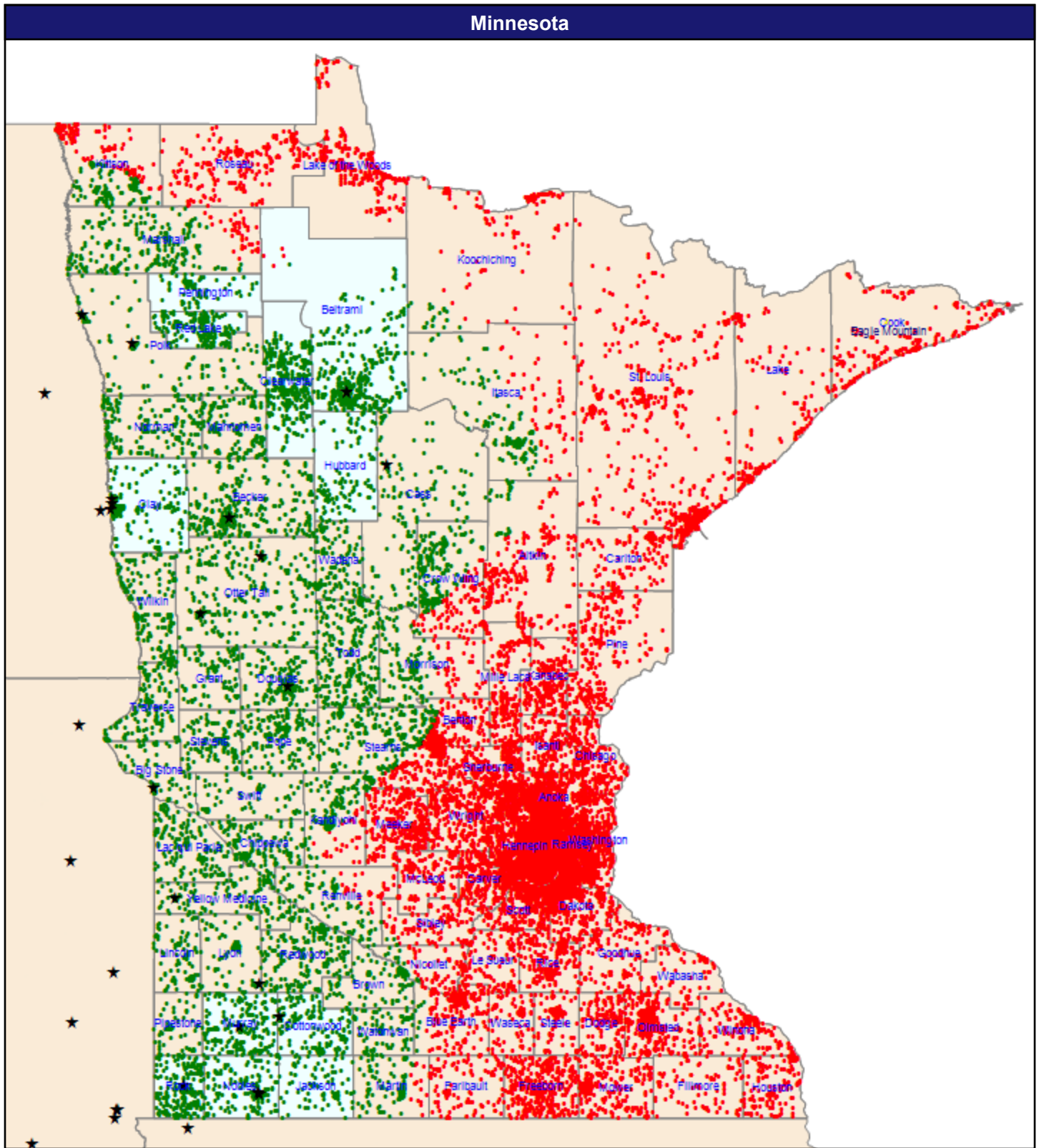
September 6, 2024

Access Analysis
 Sanford Health Plan Network Analysis
 - Time
 Employee / Provider Groups
 Minnesota Members (Minnesota
 Service Area)
 Thoracic Surgery

¹ The Access Standard is defined as
 (Minnesota Members (Minnesota
 Service Area)) employees accessing:
 1 (Thoracic Surgery) provider in 60
 miles and 60 minutes

All Employees										
State Name	County	County SSA	Employee	With Access ¹		Without Access ¹		Average Distance	Average Time	
			#	#	%	#	%	1	1	
Minnesota	Beltrami	24030	450	0	0.0	450	100.0	107.1	116.8	
	Clay	24130	324	324	100.0	0	0.0	10.0	11.5	
	Clearwater	24140	387	0	0.0	387	100.0	88.3	96.3	
	Cottonwood	24160	255	36	14.1	219	85.9	61.5	67.0	
	Hubbard	24280	110	0	0.0	110	100.0	91.9	100.2	
	Jackson	24310	107	47	43.9	60	56.1	56.5	61.6	
	Murray	24500	321	312	97.2	9	2.8	40.2	43.8	
	Nobles	24520	268	268	100.0	0	0.0	27.5	30.0	
	Pennington	24560	145	0	0.0	145	100.0	92.3	100.7	
	Red Lake	24620	346	0	0.0	346	100.0	79.4	86.6	
	Rock	24660	440	440	100.0	0	0.0	6.7	7.3	
	Grand Totals			3,153	1,427	45.3	1,726	54.7	57.6	62.8

Urology



© 2024 Quest Analytics, LLC.

September 6, 2024

Urology

53 providers at 53 locations

★ All providers

Sanford Health Plan Network Analysis - Census

Employee Group
Minnesota Members

Provider Group
Urology

35,677 employee locations

● With access (10,222)

● Without access (25,455)

The Access Standard is defined as (Minnesota Members) employees accessing:

1 (Urology) provider in 60 miles

Service Areas

□ Minnesota Service Area

52.60 miles

Access Detail By County

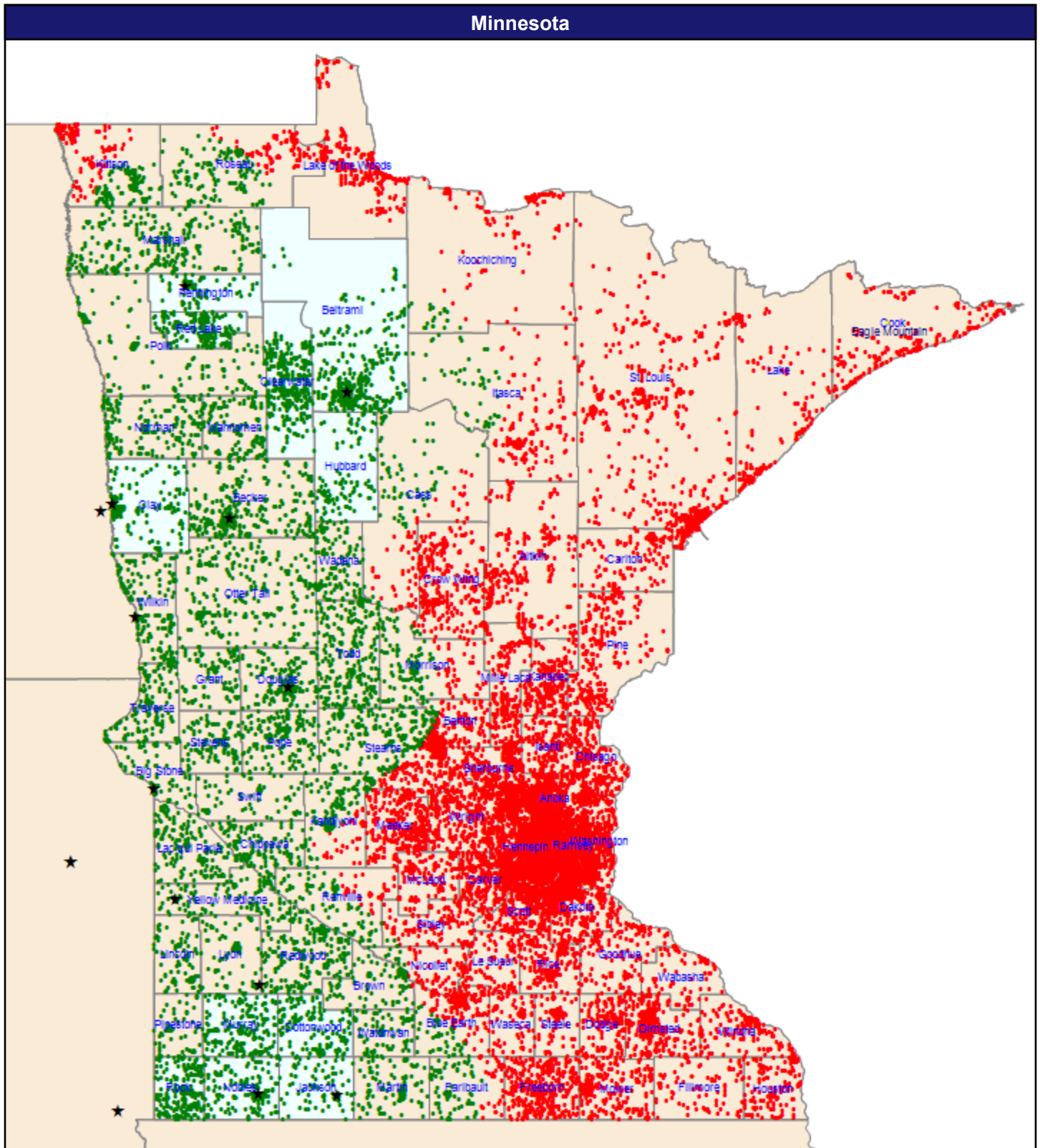
September 6, 2024

Access Analysis
 Sanford Health Plan Network Analysis
 - Time
 Employee / Provider Groups
 Minnesota Members (Minnesota
 Service Area)
 Urology

¹ The Access Standard is defined as
 (Minnesota Members (Minnesota
 Service Area)) employees accessing:
 1 (Urology) provider in 60 miles and 60
 minutes

All Employees									
State Name	County	County SSA	Employee	With Access ¹		Without Access ¹		Average Distance	Average Time
			#	#	%	#	%	1	1
Minnesota	Beltrami	24030	450	445	98.9	5	1.1	13.3	14.5
	Clay	24130	324	324	100.0	0	0.0	9.4	10.7
	Clearwater	24140	387	387	100.0	0	0.0	27.8	30.3
	Cottonwood	24160	255	255	100.0	0	0.0	20.4	22.2
	Hubbard	24280	110	110	100.0	0	0.0	22.1	24.1
	Jackson	24310	107	107	100.0	0	0.0	27.0	29.4
	Murray	24500	321	321	100.0	0	0.0	8.9	9.7
	Nobles	24520	268	268	100.0	0	0.0	8.0	8.7
	Pennington	24560	145	142	97.9	3	2.1	40.3	43.9
	Red Lake	24620	346	346	100.0	0	0.0	27.4	29.8
	Rock	24660	440	440	100.0	0	0.0	6.7	7.3
	Grand Totals		3,153	3,145	99.7	8	0.3	17.0	18.6

Vascular Surgery



© 2024 Quest Analytics, LLC.

September 6, 2024

Vascular Surgery

9 providers at 24 locations

★ All providers

Sanford Health Plan Network Analysis - Census

Employee Group

Minnesota Members

Provider Group

Vascular Surgery

35,677 employee locations

● With access (10,159)

● Without access (25,518)

The Access Standard is defined as (Minnesota Members) employees accessing:

1 (Vascular Surgery) provider in 60 miles

Service Areas

□ Minnesota Service Area

52.60 miles

Access Detail By County

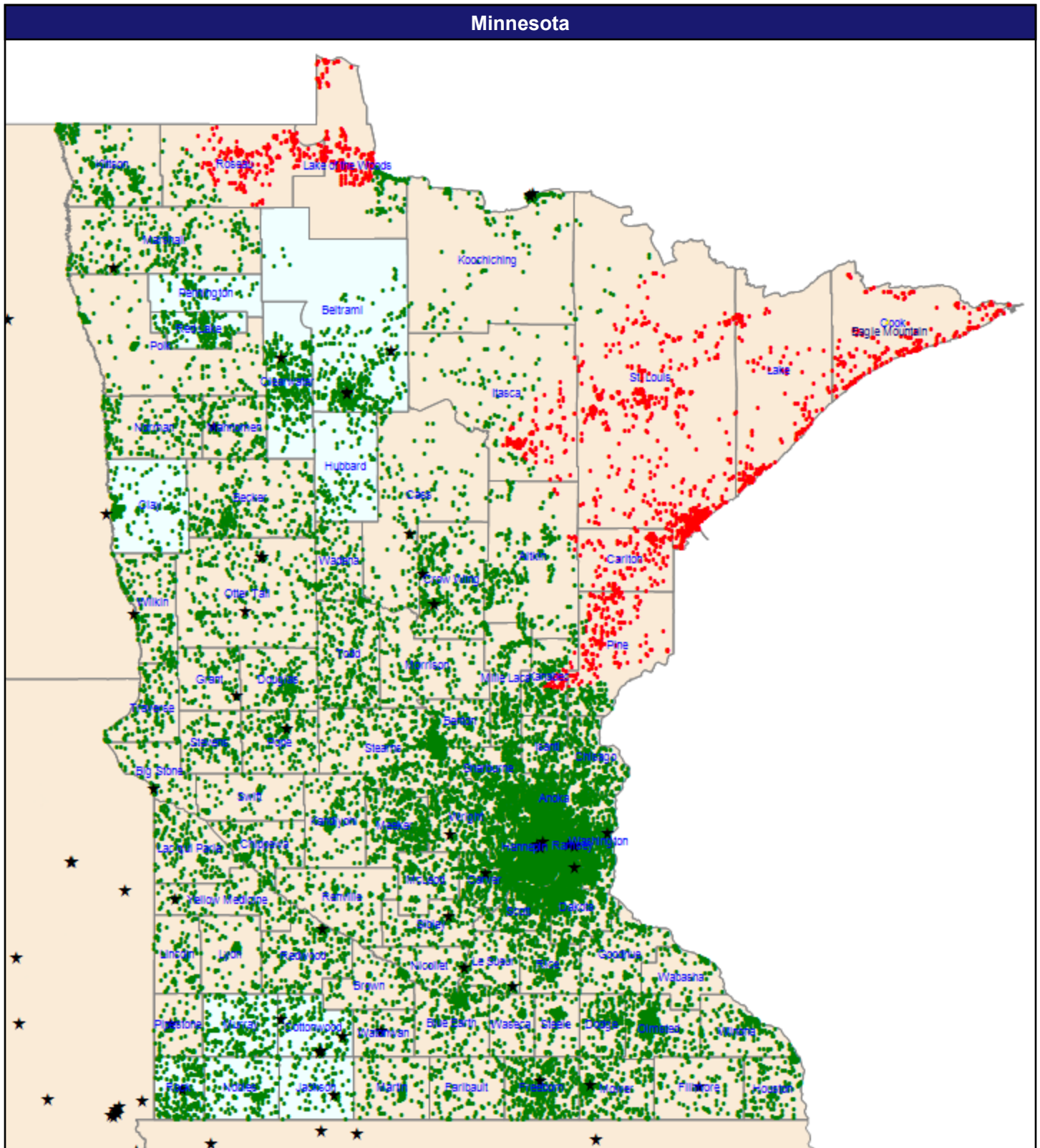
September 6, 2024

Access Analysis
 Sanford Health Plan Network Analysis
 - Time
 Employee / Provider Groups
 Minnesota Members (Minnesota
 Service Area)
 Vascular Surgery

¹ The Access Standard is defined as
 (Minnesota Members (Minnesota
 Service Area)) employees accessing:
 1 (Vascular Surgery) provider in 60
 miles and 60 minutes

All Employees											
State Name	County	County SSA	Employee			With Access ¹		Without Access ¹		Average Distance	Average Time
			#	#	%	#	%	1	1		
Minnesota	Beltrami	24030	450	450	100.0	0	0.0	13.1	14.3		
	Clay	24130	324	324	100.0	0	0.0	10.2	11.1		
	Clearwater	24140	387	387	100.0	0	0.0	28.0	30.5		
	Cottonwood	24160	255	255	100.0	0	0.0	23.4	25.5		
	Hubbard	24280	110	110	100.0	0	0.0	32.1	34.9		
	Jackson	24310	107	107	100.0	0	0.0	10.9	11.8		
	Murray	24500	321	321	100.0	0	0.0	21.0	22.9		
	Nobles	24520	268	268	100.0	0	0.0	9.7	10.6		
	Pennington	24560	145	145	100.0	0	0.0	6.3	6.8		
	Red Lake	24620	346	346	100.0	0	0.0	21.0	22.9		
	Rock	24660	440	440	100.0	0	0.0	28.6	32.0		
Grand Totals			3,153	3,153	100.0	0	0.0	19.3	21.1		

Home Health Care Agency



© 2024 Quest Analytics, LLC.

September 6, 2024

Home Health Care Agency
 117 providers at 128 locations
 ★ All providers

Sanford Health Plan Network Analysis - Census

Employee Group
 Minnesota Members
 Provider Group
 Home Health Care Agency
 35,677 employee locations
 ● With access (33,259)
 ● Without access (2,418)

The Access Standard is defined as (Minnesota Members) employees accessing:

1 (Home Health Care Agency) provider in 60 miles

Service Areas

□ Minnesota Service Area

52.60 miles

Access Detail By County

September 6, 2024

Access Analysis
 Sanford Health Plan Network Analysis
 - Time
 Employee / Provider Groups
 Minnesota Members (Minnesota
 Service Area)
 Home Health Care Agency

¹ The Access Standard is defined as
 (Minnesota Members (Minnesota
 Service Area)) employees accessing:
 1 (Home Health Care Agency) provider
 in 60 miles and 60 minutes

All Employees										
County	County SSA	Employee	Provider	Counts	With Access ¹		Without Access ¹		Average Distance	Average Time
		#	Group	#	#	%	#	%	1	1
Beltrami, MN	24030	450	Home Health Care Agency	3	450	100.0	0	0.0	9.5	10.3
Clay, MN	24130	324	Home Health Care Agency	0	324	100.0	0	0.0	12.8	17.2
Clearwater, MN	24140	387	Home Health Care Agency	1	387	100.0	0	0.0	13.0	14.1
Cottonwood, MN	24160	255	Home Health Care Agency	5	255	100.0	0	0.0	4.8	5.2
Hubbard, MN	24280	110	Home Health Care Agency	0	110	100.0	0	0.0	29.6	32.2
Jackson, MN	24310	107	Home Health Care Agency	1	107	100.0	0	0.0	8.8	9.5
Murray, MN	24500	321	Home Health Care Agency	0	321	100.0	0	0.0	18.0	19.6
Nobles, MN	24520	268	Home Health Care Agency	0	268	100.0	0	0.0	25.1	27.4
Pennington, MN	24560	145	Home Health Care Agency	0	145	100.0	0	0.0	31.6	34.4
Red Lake, MN	24620	346	Home Health Care Agency	0	346	100.0	0	0.0	35.9	39.2
Rock, MN	24660	440	Home Health Care Agency	1	440	100.0	0	0.0	6.6	7.1
Grand Totals		3,153	Home Health Care Agency	11	3,153	100.0	0	0.0	16.3	18.0