



Network Analysis

UnitedHealthcare Choice Plus MNN001
Providers and Facilities

Created by...
UnitedHealthcare

September 5, 2024

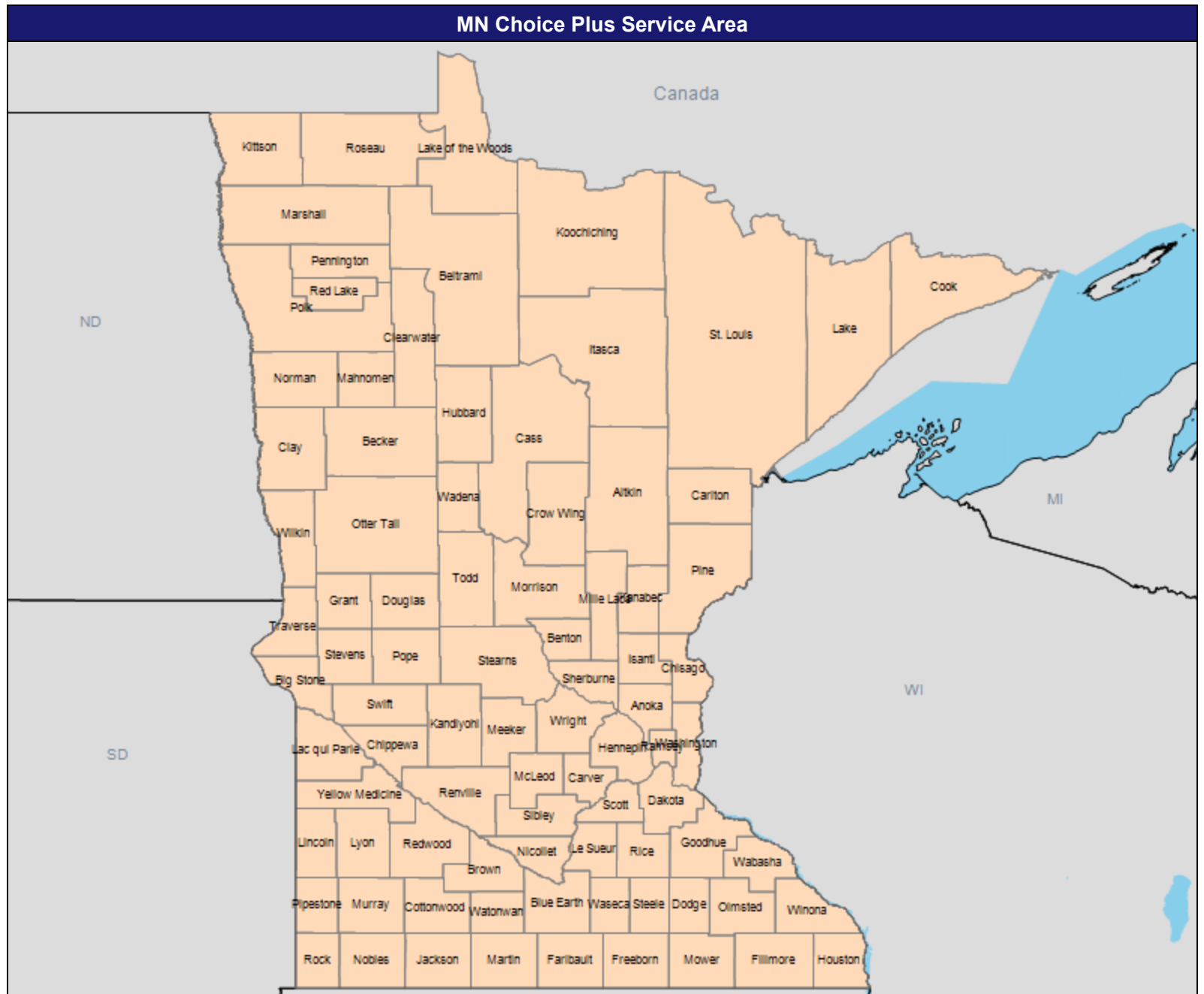
UnitedHealthcare Choice Plus MNN001

September 5, 2024

Created by...
UnitedHealthcare

Service Areas

- UnitedHealthcare Choice Plus MNN001



UnitedHealthcare Choice Plus MNN001

September 5, 2024

Created by...
UnitedHealthcare

General Hospital Facilities
(UnitedHealthcare Choice Plus MNN001)

Total Providers: 119

- ◆ All hospitals

Access - Eligibles

Employee Group

National Proxy Census
(UnitedHealthcare Choice Plus MNN001)

Provider Group

General Hospital Facilities

35,677 eligible locations

- With access (35,250)
- Without access (427)

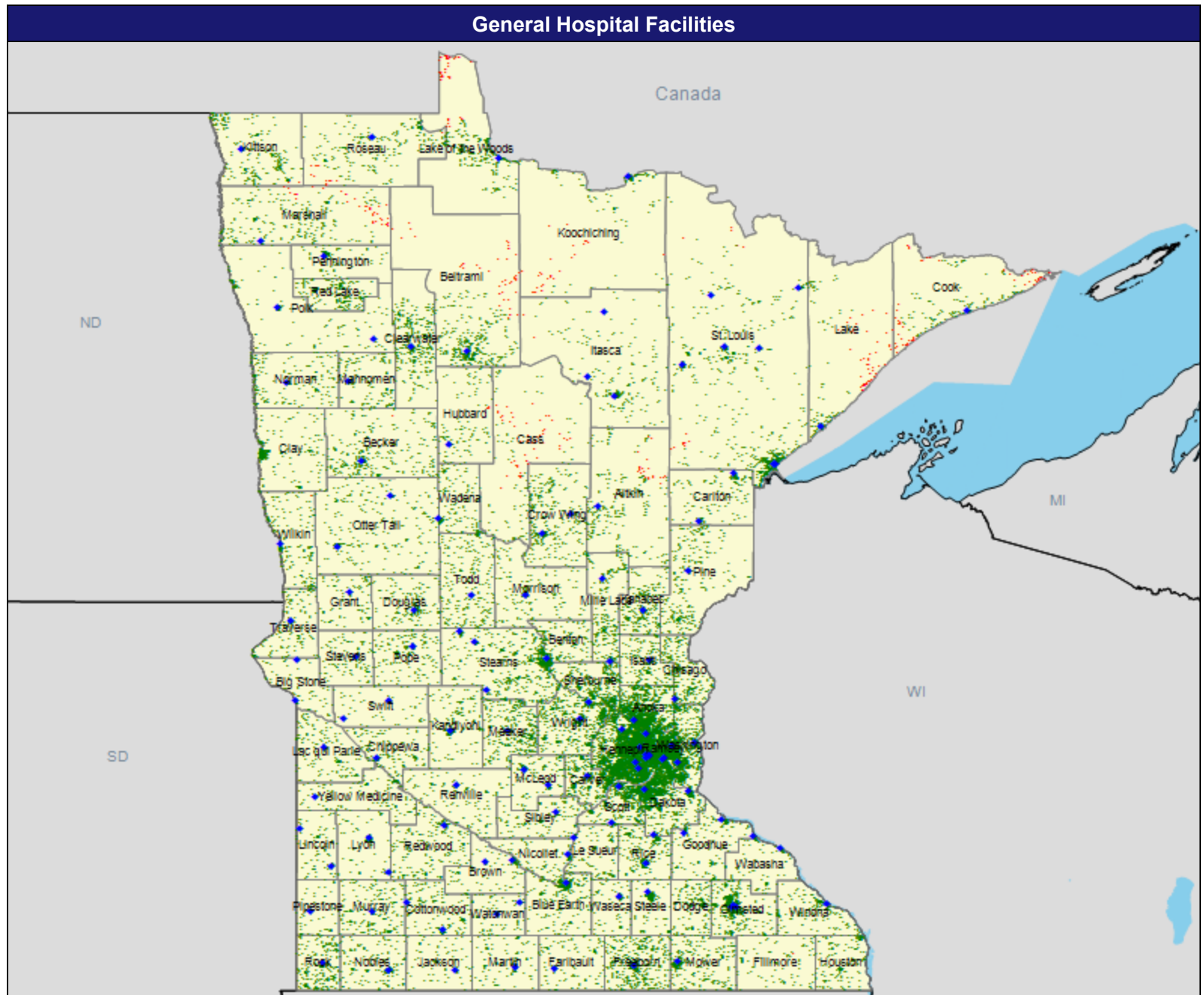
The Access Standard is defined as
(National Proxy Census
(UnitedHealthcare Choice Plus MNN001))
eligibles accessing:

1 (General Hospital Facilities) hospital
in 30 miles or 30 minutes

Service Areas

- UnitedHealthcare Choice Plus MNN001

62.78 miles



Access Detail By County SSA

September 5, 2024

Created by...
UnitedHealthcare

Access Analysis
Access - Eligibles
Eligible / Provider Groups
National Proxy Census
(UnitedHealthcare Choice Plus
MNN001)
Acute Inpatient Hospitals

¹ The Access Standard is defined as
(National Proxy Census
(UnitedHealthcare Choice Plus
MNN001)) eligibles accessing:
¹ (Acute Inpatient Hospitals) hospital in
30 miles or 30 minutes

Census With and Without Access									
State Name	County	County SSA	Eligible	With Access ¹		Without Access ¹		Average Distance	Average Time
			#	#	%	#	%	1	1
Minnesota	Aitkin	24000	287	264	92.0	23	8.0	15.9	17.3
	Anoka	24010	1,740	1,740	100.0	0	0.0	6.6	8.7
	Becker	24020	364	363	99.7	1	0.3	10.8	11.7
	Beltrami	24030	450	405	90.0	45	10.0	12.9	14.1
	Benton	24040	243	243	100.0	0	0.0	9.0	10.5
	Big Stone	24050	101	101	100.0	0	0.0	6.5	7.1
	Blue Earth	24060	347	347	100.0	0	0.0	7.0	7.6
	Brown	24070	135	135	100.0	0	0.0	6.3	6.8
	Carlton	24080	180	180	100.0	0	0.0	7.0	7.6
	Carver	24090	795	795	100.0	0	0.0	7.8	8.6
	Cass	24100	144	90	62.5	54	37.5	26.5	28.9
	Chippewa	24110	266	266	100.0	0	0.0	8.1	8.8
	Chisago	24120	271	271	100.0	0	0.0	10.2	11.1
	Clay	24130	324	324	100.0	0	0.0	9.3	10.5
	Clearwater	24140	387	387	100.0	0	0.0	10.6	11.5
	Cook	24150	212	152	71.7	60	28.3	20.4	22.2
	Cottonwood	24160	255	255	100.0	0	0.0	7.1	7.7
	Crow Wing	24170	348	347	99.7	1	0.3	10.7	11.6
	Dakota	24180	1,818	1,818	100.0	0	0.0	6.2	8.1
	Dodge	24190	218	218	100.0	0	0.0	17.1	18.6
	Douglas	24200	191	191	100.0	0	0.0	7.8	8.4
	Faribault	24210	151	151	100.0	0	0.0	13.1	14.2
	Fillmore	24220	112	111	99.1	1	0.9	22.4	24.4
	Freeborn	24230	668	668	100.0	0	0.0	7.5	8.2
	Goodhue	24240	227	227	100.0	0	0.0	9.1	9.9
	Grant	24250	127	127	100.0	0	0.0	10.8	11.8
	Hennepin	24260	5,098	5,098	100.0	0	0.0	4.8	7.3
	Houston	24270	192	192	100.0	0	0.0	15.7	17.1
	Hubbard	24280	110	106	96.4	4	3.6	12.3	13.3
	Isanti	24290	226	226	100.0	0	0.0	7.4	8.1
	Itasca	24300	216	214	99.1	2	0.9	11.2	12.2
	Jackson	24310	107	107	100.0	0	0.0	8.7	9.4
	Kanabec	24320	347	347	100.0	0	0.0	6.4	6.9
	Kandiyohi	24330	231	231	100.0	0	0.0	7.4	8.0
	Kittson	24340	356	349	98.0	7	2.0	16.0	17.5
	Koochiching	24350	219	187	85.4	32	14.6	13.9	15.1
	Lac qui Parle	24360	265	265	100.0	0	0.0	8.6	9.3
	Lake	24370	213	148	69.5	65	30.5	15.9	17.3
	Lake of the Woods	24380	339	288	85.0	51	15.0	17.4	18.9
	Le Sueur	24390	145	145	100.0	0	0.0	8.7	9.4

Access Detail By County SSA

September 5, 2024

Created by...
UnitedHealthcare

Access Analysis
Access - Eligibles
Eligible / Provider Groups
National Proxy Census
(UnitedHealthcare Choice Plus
MNN001)
Acute Inpatient Hospitals

¹ The Access Standard is defined as
(National Proxy Census
(UnitedHealthcare Choice Plus
MNN001)) eligibles accessing:
¹ (Acute Inpatient Hospitals) hospital in
30 miles or 30 minutes

Census With and Without Access									
State Name	County	County SSA	Eligible	With Access ¹		Without Access ¹		Average Distance	Average Time
			#	#	%	#	%	1	1
Minnesota	Lincoln	24400	118	118	100.0	0	0.0	7.4	8.0
	Lyon	24410	136	136	100.0	0	0.0	5.8	6.3
	Mahnomen	24430	220	220	100.0	0	0.0	10.1	11.0
	Marshall	24440	388	336	86.6	52	13.4	17.8	19.4
	Martin	24450	200	200	100.0	0	0.0	7.8	8.4
	McLeod	24420	199	199	100.0	0	0.0	6.1	6.6
	Meeke	24460	512	512	100.0	0	0.0	8.7	9.4
	Mille Lacs	24470	305	305	100.0	0	0.0	10.5	11.4
	Morrison	24480	187	187	100.0	0	0.0	11.3	12.3
	Mower	24490	458	458	100.0	0	0.0	8.3	9.0
	Murray	24500	321	321	100.0	0	0.0	8.8	9.5
	Nicollet	24510	161	161	100.0	0	0.0	5.7	6.2
	Nobles	24520	268	268	100.0	0	0.0	8.2	8.9
	Norman	24530	286	286	100.0	0	0.0	11.2	12.2
	Olmsted	24540	706	706	100.0	0	0.0	5.6	6.2
	Otter Tail	24550	302	302	100.0	0	0.0	11.3	12.2
	Pennington	24560	145	145	100.0	0	0.0	6.3	6.8
	Pine	24570	298	298	100.0	0	0.0	11.6	12.6
	Pipestone	24580	106	106	100.0	0	0.0	6.7	7.2
	Polk	24590	156	156	100.0	0	0.0	9.7	10.5
	Pope	24600	232	232	100.0	0	0.0	7.9	8.5
	Ramsey	24610	2,586	2,586	100.0	0	0.0	3.5	5.7
	Red Lake	24620	346	346	100.0	0	0.0	19.0	20.7
	Redwood	24630	335	335	100.0	0	0.0	10.5	11.4
	Renville	24640	157	157	100.0	0	0.0	11.1	12.0
	Rice	24650	308	308	100.0	0	0.0	5.5	5.9
	Rock	24660	440	440	100.0	0	0.0	6.8	7.3
	Roseau	24670	347	334	96.3	13	3.7	15.4	16.8
	Scott	24690	601	601	100.0	0	0.0	6.4	7.2
	Sherburne	24700	498	498	100.0	0	0.0	9.0	9.9
	Sibley	24710	167	167	100.0	0	0.0	10.0	10.9
	St. Louis	24680	919	904	98.4	15	1.6	7.6	8.8
	Stearns	24720	798	798	100.0	0	0.0	8.0	9.1
	Steele	24730	191	191	100.0	0	0.0	6.6	7.2
	Stevens	24740	199	199	100.0	0	0.0	6.7	7.3
	Swift	24750	102	102	100.0	0	0.0	6.1	6.6
	Todd	24760	286	286	100.0	0	0.0	12.7	13.9
	Traverse	24770	259	259	100.0	0	0.0	7.1	7.7
	Wabasha	24780	104	104	100.0	0	0.0	10.1	11.0
	Wadena	24790	167	167	100.0	0	0.0	10.8	11.8

UnitedHealthcare Choice Plus MNN001

September 5, 2024

Created by...
UnitedHealthcare

Emergency Medicine Providers
(UnitedHealthcare Choice Plus MNN001)

Total Providers: 4,701

- ◆ Single providers (260)
- ✕ Multiple providers (476)

Access - Eligibles

Employee Group
National Proxy Census
(UnitedHealthcare Choice Plus MNN001)

Provider Group
Emergency Medicine Providers

35,677 eligible locations

- With access (35,413)
- Without access (264)

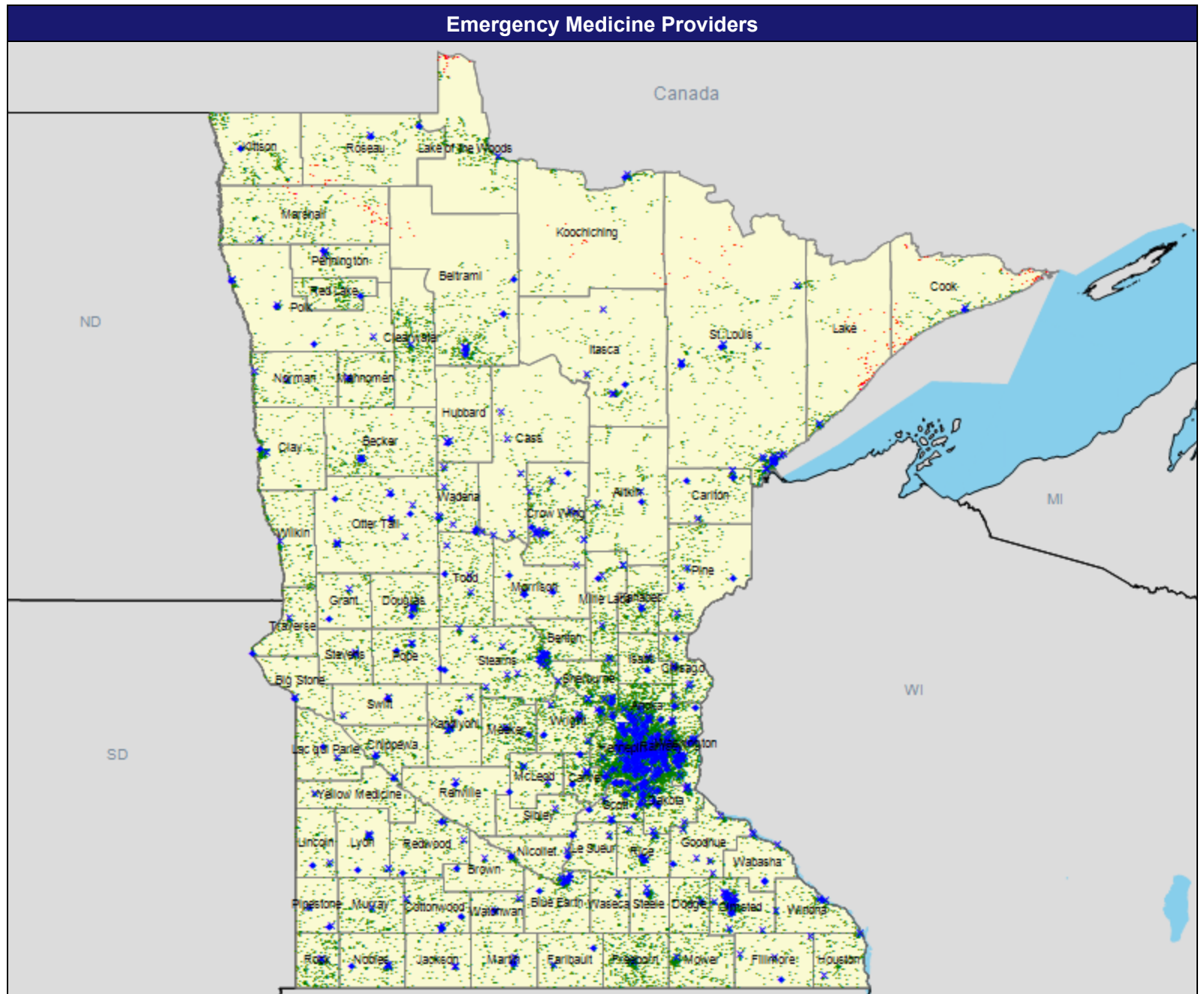
The Access Standard is defined as
(National Proxy Census
(UnitedHealthcare Choice Plus MNN001))
eligibles accessing:

- 1 (Emergency Medicine Providers)
provider in 30 miles or 30 minutes

Service Areas

- UnitedHealthcare Choice Plus MNN001

62.78 miles



Access Detail By County SSA

September 5, 2024

Created by...
UnitedHealthcare

Access Analysis
Access - Eligibles
Eligible / Provider Groups
National Proxy Census
(UnitedHealthcare Choice Plus
MNN001)
Emergency Medicine Providers

¹ The Access Standard is defined as
(National Proxy Census
(UnitedHealthcare Choice Plus
MNN001)) eligibles accessing:
¹ (Emergency Medicine Providers)
provider in 30 miles or 30 minutes

Census With and Without Access									
State Name	County	County SSA	Eligible	With Access ¹		Without Access ¹		Average Distance	Average Time
			#	#	%	#	%	1	1
Minnesota	Aitkin	24000	287	287	100.0	0	0.0	9.7	10.5
	Anoka	24010	1,740	1,740	100.0	0	0.0	3.0	3.7
	Becker	24020	364	363	99.7	1	0.3	9.8	10.6
	Beltrami	24030	450	445	98.9	5	1.1	8.3	9.0
	Benton	24040	243	243	100.0	0	0.0	6.9	7.5
	Big Stone	24050	101	101	100.0	0	0.0	9.2	10.0
	Blue Earth	24060	347	347	100.0	0	0.0	5.0	5.4
	Brown	24070	135	135	100.0	0	0.0	3.8	4.1
	Carlton	24080	180	180	100.0	0	0.0	5.0	5.4
	Carver	24090	795	795	100.0	0	0.0	2.8	3.1
	Cass	24100	144	144	100.0	0	0.0	9.7	10.6
	Chippewa	24110	266	266	100.0	0	0.0	6.3	6.9
	Chisago	24120	271	271	100.0	0	0.0	4.0	4.3
	Clay	24130	324	324	100.0	0	0.0	7.1	7.8
	Clearwater	24140	387	387	100.0	0	0.0	10.5	11.4
	Cook	24150	212	152	71.7	60	28.3	20.4	22.2
	Cottonwood	24160	255	255	100.0	0	0.0	4.4	4.8
	Crow Wing	24170	348	348	100.0	0	0.0	4.4	4.7
	Dakota	24180	1,818	1,818	100.0	0	0.0	2.0	2.4
	Dodge	24190	218	218	100.0	0	0.0	6.8	7.4
	Douglas	24200	191	191	100.0	0	0.0	6.9	7.5
	Faribault	24210	151	151	100.0	0	0.0	7.7	8.3
	Fillmore	24220	112	112	100.0	0	0.0	4.9	5.3
	Freeborn	24230	668	668	100.0	0	0.0	6.5	7.1
	Goodhue	24240	227	227	100.0	0	0.0	3.8	4.1
	Grant	24250	127	127	100.0	0	0.0	7.8	8.5
	Hennepin	24260	5,098	5,098	100.0	0	0.0	1.5	2.2
	Houston	24270	192	192	100.0	0	0.0	7.8	8.4
	Hubbard	24280	110	110	100.0	0	0.0	9.5	10.4
	Isanti	24290	226	226	100.0	0	0.0	5.5	6.0
	Itasca	24300	216	216	100.0	0	0.0	9.6	10.4
	Jackson	24310	107	107	100.0	0	0.0	8.0	8.7
	Kanabec	24320	347	347	100.0	0	0.0	5.9	6.3
	Kandiyohi	24330	231	231	100.0	0	0.0	4.9	5.3
	Kittson	24340	356	349	98.0	7	2.0	16.0	17.5
	Koochiching	24350	219	205	93.6	14	6.4	11.6	12.6
	Lac qui Parle	24360	265	265	100.0	0	0.0	5.7	6.2
	Lake	24370	213	148	69.5	65	30.5	15.9	17.2
	Lake of the Woods	24380	339	310	91.4	29	8.6	13.6	14.8
	Le Sueur	24390	145	145	100.0	0	0.0	6.5	7.1

Access Detail By County SSA

September 5, 2024

Created by...
UnitedHealthcare

Access Analysis
Access - Eligibles
Eligible / Provider Groups
National Proxy Census
(UnitedHealthcare Choice Plus
MNN001)
Emergency Medicine Providers

¹ The Access Standard is defined as
(National Proxy Census
(UnitedHealthcare Choice Plus
MNN001)) eligibles accessing:
¹ (Emergency Medicine Providers)
provider in 30 miles or 30 minutes

Census With and Without Access									
State Name	County	County SSA	Eligible	With Access ¹		Without Access ¹		Average Distance	Average Time
			#	#	%	#	%	1	1
Minnesota	Lincoln	24400	118	118	100.0	0	0.0	9.8	10.6
	Lyon	24410	136	136	100.0	0	0.0	4.9	5.3
	Mahnomen	24430	220	220	100.0	0	0.0	9.9	10.8
	Marshall	24440	388	339	87.4	49	12.6	17.1	18.7
	Martin	24450	200	200	100.0	0	0.0	6.8	7.4
	McLeod	24420	199	199	100.0	0	0.0	4.7	5.1
	Meeke	24460	512	512	100.0	0	0.0	6.2	6.7
	Mille Lacs	24470	305	305	100.0	0	0.0	4.4	4.8
	Morrison	24480	187	187	100.0	0	0.0	6.2	6.7
	Mower	24490	458	458	100.0	0	0.0	6.5	7.1
	Murray	24500	321	321	100.0	0	0.0	8.2	8.9
	Nicollet	24510	161	161	100.0	0	0.0	4.2	4.6
	Nobles	24520	268	268	100.0	0	0.0	5.4	5.8
	Norman	24530	286	286	100.0	0	0.0	7.9	8.5
	Olmsted	24540	706	706	100.0	0	0.0	2.2	2.4
	Otter Tail	24550	302	302	100.0	0	0.0	6.7	7.3
	Pennington	24560	145	145	100.0	0	0.0	4.7	5.1
	Pine	24570	298	298	100.0	0	0.0	6.7	7.3
	Pipestone	24580	106	106	100.0	0	0.0	4.1	4.5
	Polk	24590	156	156	100.0	0	0.0	6.7	7.2
	Pope	24600	232	232	100.0	0	0.0	5.7	6.1
	Ramsey	24610	2,586	2,586	100.0	0	0.0	1.3	2.1
	Red Lake	24620	346	346	100.0	0	0.0	12.2	13.3
	Redwood	24630	335	335	100.0	0	0.0	7.3	7.9
	Renville	24640	157	157	100.0	0	0.0	8.9	9.7
	Rice	24650	308	308	100.0	0	0.0	3.2	3.4
	Rock	24660	440	440	100.0	0	0.0	5.5	5.9
	Roseau	24670	347	335	96.5	12	3.5	10.4	11.3
	Scott	24690	601	601	100.0	0	0.0	2.0	2.2
	Sherburne	24700	498	498	100.0	0	0.0	5.3	5.8
	Sibley	24710	167	167	100.0	0	0.0	8.6	9.3
	St. Louis	24680	919	897	97.6	22	2.4	7.0	7.6
	Stearns	24720	798	798	100.0	0	0.0	3.8	4.1
	Steele	24730	191	191	100.0	0	0.0	5.3	5.7
	Stevens	24740	199	199	100.0	0	0.0	6.4	7.0
	Swift	24750	102	102	100.0	0	0.0	6.0	6.5
	Todd	24760	286	286	100.0	0	0.0	6.2	6.7
	Traverse	24770	259	259	100.0	0	0.0	5.7	6.2
	Wabasha	24780	104	104	100.0	0	0.0	4.6	5.0
	Wadena	24790	167	167	100.0	0	0.0	4.3	4.6

UnitedHealthcare Choice Plus MNN001

September 5, 2024

Created by...
UnitedHealthcare

Primary Care Providers
(UnitedHealthcare Choice Plus MNN001)

Total Providers: 10,068
◆ Single providers (244)
✕ Multiple providers (1,134)

Access - Eligibles

Employee Group
National Proxy Census
(UnitedHealthcare Choice Plus MNN001)

Provider Group
Primary Care Providers

35,677 eligible locations
● With access (35,598)
● Without access (79)

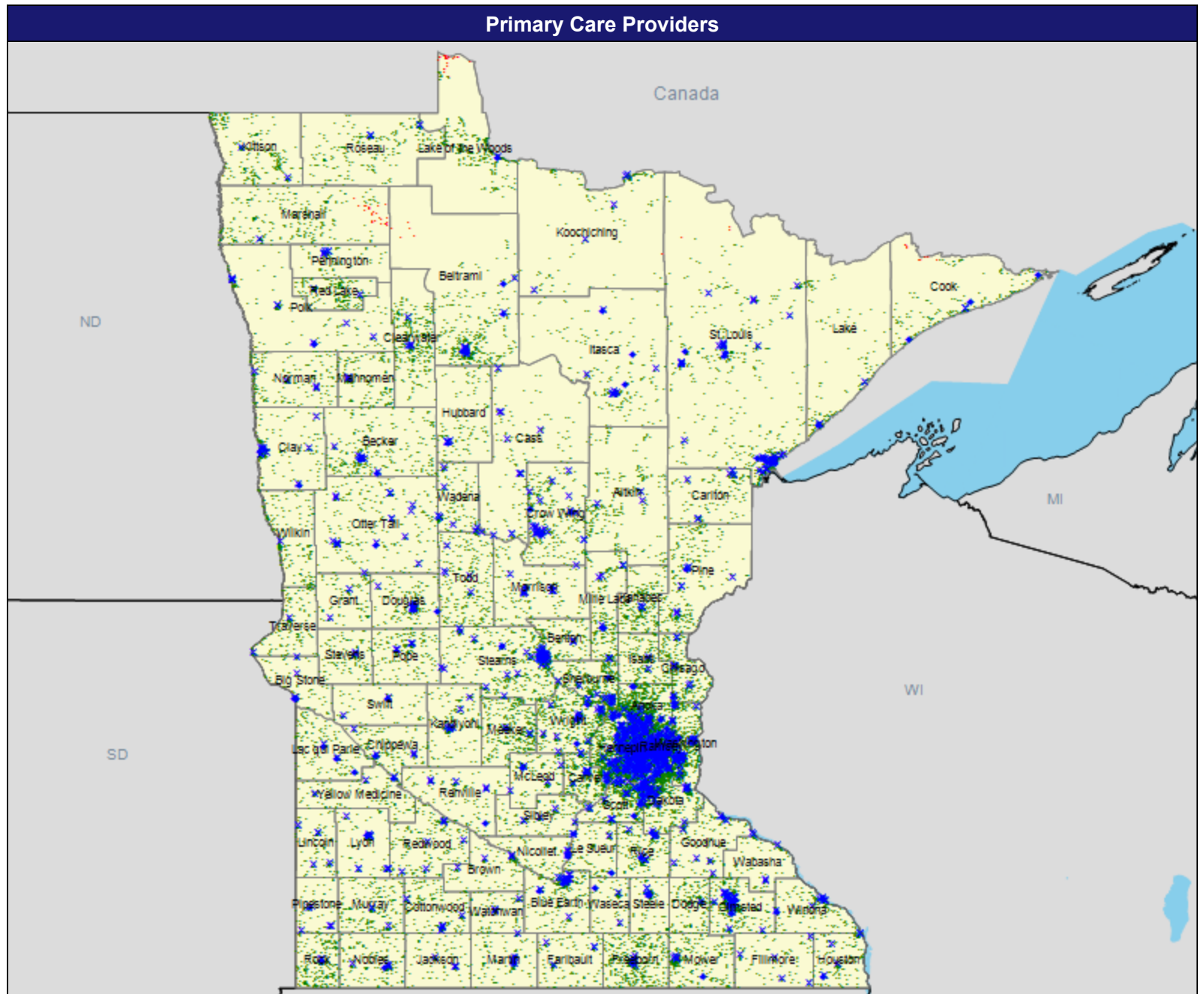
The Access Standard is defined as
(National Proxy Census
(UnitedHealthcare Choice Plus MNN001))
eligibles accessing:

1 (Primary Care Providers) provider in
30 miles or 30 minutes

Service Areas

UnitedHealthcare Choice Plus MNN001

62.78 miles



Access Detail By County SSA

September 5, 2024

Created by...
UnitedHealthcare

Access Analysis
Access - Eligibles
Eligible / Provider Groups
National Proxy Census
(UnitedHealthcare Choice Plus
MNN001)
PCP_Adult/Geriatrics/Mid-level
Practitioner

¹ The Access Standard is defined as
(National Proxy Census
(UnitedHealthcare Choice Plus
MNN001)) eligibles accessing:
1 (PCP_Adult/Geriatrics/Mid-level
Practitioner) provider in 30 miles or 30
minutes

Census With and Without Access									
State Name	County	County SSA	Eligible	With Access ¹		Without Access ¹		Average Distance	Average Time
			#	#	%	#	%	1	1
Minnesota	Aitkin	24000	287	287	100.0	0	0.0	9.5	10.3
	Anoka	24010	1,740	1,740	100.0	0	0.0	2.5	3.0
	Becker	24020	364	364	100.0	0	0.0	8.0	8.7
	Beltrami	24030	450	445	98.9	5	1.1	7.3	8.0
	Benton	24040	243	243	100.0	0	0.0	4.2	4.5
	Big Stone	24050	101	101	100.0	0	0.0	5.3	5.7
	Blue Earth	24060	347	347	100.0	0	0.0	3.4	3.7
	Brown	24070	135	135	100.0	0	0.0	3.8	4.1
	Carlton	24080	180	180	100.0	0	0.0	4.8	5.2
	Carver	24090	795	795	100.0	0	0.0	2.3	2.6
	Cass	24100	144	144	100.0	0	0.0	7.0	7.6
	Chippewa	24110	266	266	100.0	0	0.0	3.8	4.1
	Chisago	24120	271	271	100.0	0	0.0	3.9	4.2
	Clay	24130	324	324	100.0	0	0.0	2.9	3.2
	Clearwater	24140	387	387	100.0	0	0.0	7.1	7.7
	Cook	24150	212	203	95.8	9	4.2	10.7	11.6
	Cottonwood	24160	255	255	100.0	0	0.0	4.1	4.4
	Crow Wing	24170	348	348	100.0	0	0.0	3.8	4.1
	Dakota	24180	1,818	1,818	100.0	0	0.0	1.7	2.1
	Dodge	24190	218	218	100.0	0	0.0	6.8	7.3
	Douglas	24200	191	191	100.0	0	0.0	4.5	4.9
	Faribault	24210	151	151	100.0	0	0.0	5.7	6.2
	Fillmore	24220	112	112	100.0	0	0.0	4.5	4.8
	Freeborn	24230	668	668	100.0	0	0.0	5.4	5.9
	Goodhue	24240	227	227	100.0	0	0.0	3.4	3.6
	Grant	24250	127	127	100.0	0	0.0	6.2	6.7
	Hennepin	24260	5,098	5,098	100.0	0	0.0	1.0	1.5
	Houston	24270	192	192	100.0	0	0.0	3.9	4.3
	Hubbard	24280	110	110	100.0	0	0.0	9.0	9.7
	Isanti	24290	226	226	100.0	0	0.0	5.1	5.5
	Itasca	24300	216	216	100.0	0	0.0	7.7	8.3
	Jackson	24310	107	107	100.0	0	0.0	5.7	6.1
	Kanabec	24320	347	347	100.0	0	0.0	5.6	6.1
	Kandiyohi	24330	231	231	100.0	0	0.0	4.5	4.9
	Kittson	24340	356	356	100.0	0	0.0	11.2	12.2
	Koochiching	24350	219	218	99.5	1	0.5	7.6	8.2
	Lac qui Parle	24360	265	265	100.0	0	0.0	4.7	5.0
	Lake	24370	213	213	100.0	0	0.0	6.9	7.4
	Lake of the Woods	24380	339	310	91.4	29	8.6	13.6	14.8
	Le Sueur	24390	145	145	100.0	0	0.0	4.5	4.9

Access Detail By County SSA

September 5, 2024

Created by...
UnitedHealthcare

Access Analysis
Access - Eligibles
Eligible / Provider Groups
National Proxy Census
(UnitedHealthcare Choice Plus
MNN001)
PCP_Adult/Geriatrics/Mid-level
Practitioner

¹ The Access Standard is defined as
(National Proxy Census
(UnitedHealthcare Choice Plus
MNN001)) eligibles accessing:
1 (PCP_Adult/Geriatrics/Mid-level
Practitioner) provider in 30 miles or 30
minutes

Census With and Without Access									
State Name	County	County SSA	Eligible	With Access ¹		Without Access ¹		Average Distance	Average Time
			#	#	%	#	%	1	1
Minnesota	Lincoln	24400	118	118	100.0	0	0.0	3.6	3.9
	Lyon	24410	136	136	100.0	0	0.0	3.4	3.7
	Mahnomen	24430	220	220	100.0	0	0.0	9.9	10.7
	Marshall	24440	388	356	91.8	32	8.2	15.4	16.7
	Martin	24450	200	200	100.0	0	0.0	5.9	6.4
	McLeod	24420	199	199	100.0	0	0.0	3.2	3.5
	Meeker	24460	512	512	100.0	0	0.0	5.2	5.6
	Mille Lacs	24470	305	305	100.0	0	0.0	4.1	4.4
	Morrison	24480	187	187	100.0	0	0.0	5.7	6.2
	Mower	24490	458	458	100.0	0	0.0	4.6	4.9
	Murray	24500	321	321	100.0	0	0.0	5.7	6.2
	Nicollet	24510	161	161	100.0	0	0.0	3.8	4.1
	Nobles	24520	268	268	100.0	0	0.0	4.9	5.3
	Norman	24530	286	286	100.0	0	0.0	5.6	6.1
	Olmsted	24540	706	706	100.0	0	0.0	2.1	2.4
	Otter Tail	24550	302	302	100.0	0	0.0	5.2	5.6
	Pennington	24560	145	145	100.0	0	0.0	4.4	4.8
	Pine	24570	298	298	100.0	0	0.0	6.5	7.0
	Pipestone	24580	106	106	100.0	0	0.0	3.2	3.5
	Polk	24590	156	156	100.0	0	0.0	5.4	5.9
	Pope	24600	232	232	100.0	0	0.0	5.7	6.1
	Ramsey	24610	2,586	2,586	100.0	0	0.0	0.8	1.2
	Red Lake	24620	346	346	100.0	0	0.0	5.4	5.8
	Redwood	24630	335	335	100.0	0	0.0	5.1	5.5
	Renville	24640	157	157	100.0	0	0.0	4.9	5.3
	Rice	24650	308	308	100.0	0	0.0	2.9	3.1
	Rock	24660	440	440	100.0	0	0.0	4.7	5.1
	Roseau	24670	347	347	100.0	0	0.0	9.4	10.3
	Scott	24690	601	601	100.0	0	0.0	1.9	2.1
	Sherburne	24700	498	498	100.0	0	0.0	3.1	3.4
	Sibley	24710	167	167	100.0	0	0.0	4.3	4.7
	St. Louis	24680	919	916	99.7	3	0.3	4.4	4.8
	Stearns	24720	798	798	100.0	0	0.0	3.1	3.4
	Steele	24730	191	191	100.0	0	0.0	4.4	4.8
	Stevens	24740	199	199	100.0	0	0.0	6.1	6.7
	Swift	24750	102	102	100.0	0	0.0	5.9	6.4
	Todd	24760	286	286	100.0	0	0.0	5.8	6.2
	Traverse	24770	259	259	100.0	0	0.0	5.4	5.8
	Wabasha	24780	104	104	100.0	0	0.0	4.6	5.0
	Wadena	24790	167	167	100.0	0	0.0	4.3	4.6

Access Detail By County SSA

September 5, 2024

Created by...
UnitedHealthcare

Access Analysis
Access - Eligibles
Eligible / Provider Groups
National Proxy Census
(UnitedHealthcare Choice Plus
MNN001)
PCP_Adult/Geriatrics/Mid-level
Practitioner

¹ The Access Standard is defined as
(National Proxy Census
(UnitedHealthcare Choice Plus
MNN001)) eligibles accessing:
1 (PCP_Adult/Geriatrics/Mid-level
Practitioner) provider in 30 miles or 30
minutes

Census With and Without Access									
State Name	County	County SSA	Eligible	With Access ¹		Without Access ¹		Average Distance	Average Time
			#	#	%	#	%	1	1
Minnesota	Waseca	24800	106	106	100.0	0	0.0	3.4	3.7
	Washington	24810	1,030	1,030	100.0	0	0.0	1.8	2.1
	Watonwan	24820	131	131	100.0	0	0.0	4.9	5.3
	Wilkin	24830	282	282	100.0	0	0.0	9.6	10.4
	Winona	24840	247	247	100.0	0	0.0	3.7	4.0
	Wright	24850	743	743	100.0	0	0.0	2.9	3.1
	Yellow Medicine	24860	199	199	100.0	0	0.0	5.5	6.0
	Grand Totals		35,677	35,598	99.8	79	0.2	3.9	4.4

UnitedHealthcare Choice Plus MNN001

September 5, 2024

Created by...
UnitedHealthcare

Mental Health Provider Prescribers
(UnitedHealthcare Choice Plus MNN001)

Total Providers: 1,950

- ◆ Single providers (356)
- ✕ Multiple providers (601)

Access - Eligibles

Employee Group
National Proxy Census
(UnitedHealthcare Choice Plus MNN001)

Provider Group
Mental Health Provider Prescribers

35,677 eligible locations

- With access (35,390)
- Without access (287)

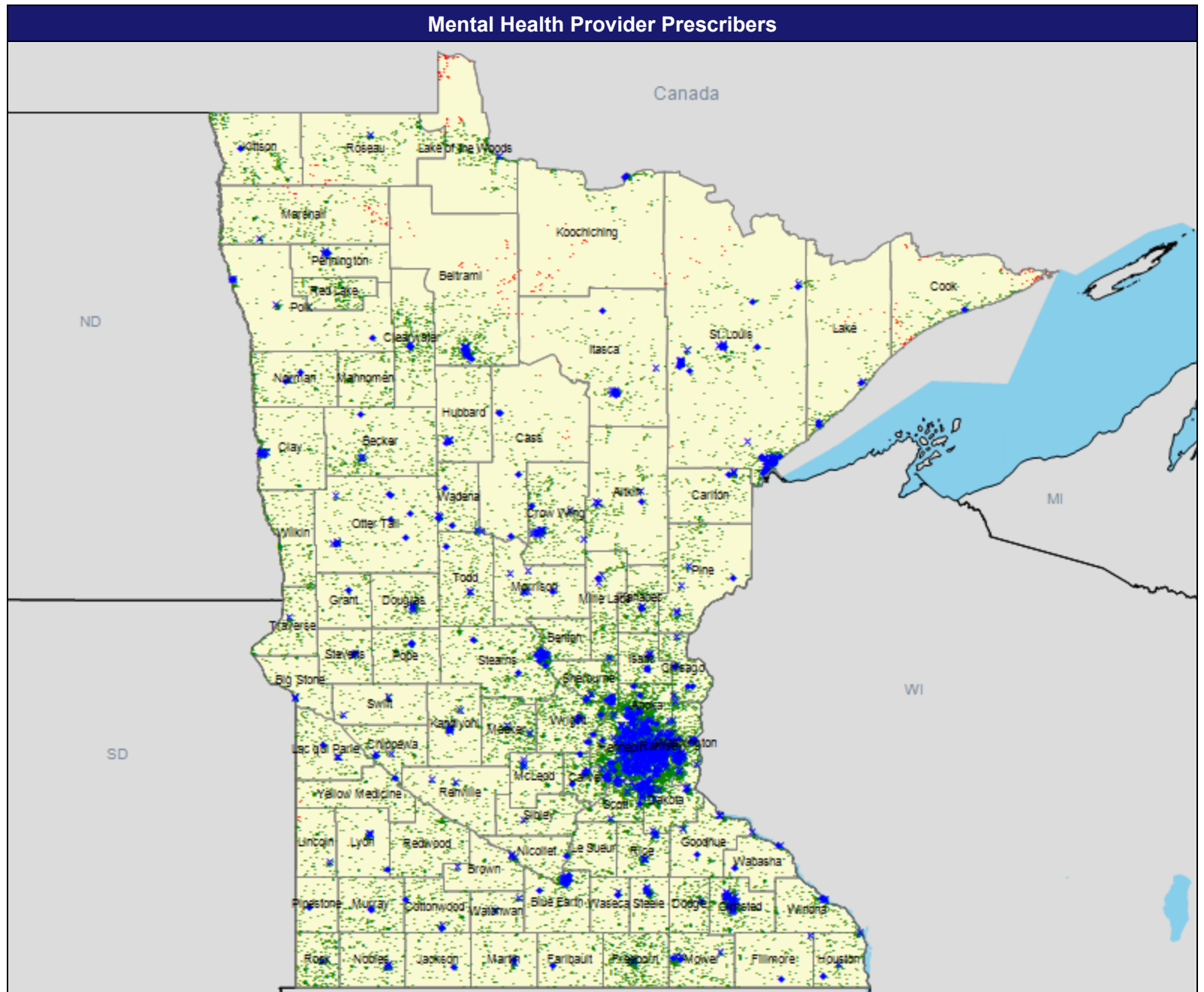
The Access Standard is defined as
(National Proxy Census
(UnitedHealthcare Choice Plus MNN001))
eligibles accessing:

- 1 (Mental Health Provider Prescribers)
provider in 30 miles or 30 minutes

Service Areas

- UnitedHealthcare Choice Plus MNN001

62.78 miles



Access Detail By County SSA

September 5, 2024

Created by...
UnitedHealthcare

Access Analysis
Access - Eligibles
Eligible / Provider Groups
National Proxy Census
(UnitedHealthcare Choice Plus
MNN001)
Optum BH Prescribers

¹ The Access Standard is defined as
(National Proxy Census
(UnitedHealthcare Choice Plus
MNN001)) eligibles accessing:
¹ (Optum BH Prescribers) provider in
30 miles or 30 minutes

Census With and Without Access									
State Name	County	County SSA	Eligible	With Access ¹		Without Access ¹		Average Distance	Average Time
			#	#	%	#	%	1	1
Minnesota	Aitkin	24000	287	287	100.0	0	0.0	10.3	11.2
	Anoka	24010	1,740	1,740	100.0	0	0.0	2.4	2.9
	Becker	24020	364	364	100.0	0	0.0	9.1	9.8
	Beltrami	24030	450	406	90.2	44	9.8	11.4	12.4
	Benton	24040	243	243	100.0	0	0.0	7.7	8.5
	Big Stone	24050	101	101	100.0	0	0.0	10.1	11.0
	Blue Earth	24060	347	347	100.0	0	0.0	4.8	5.2
	Brown	24070	135	135	100.0	0	0.0	6.1	6.6
	Carlton	24080	180	180	100.0	0	0.0	9.5	10.4
	Carver	24090	795	795	100.0	0	0.0	2.3	2.6
	Cass	24100	144	139	96.5	5	3.5	12.5	13.6
	Chippewa	24110	266	266	100.0	0	0.0	5.1	5.5
	Chisago	24120	271	271	100.0	0	0.0	3.8	4.0
	Clay	24130	324	324	100.0	0	0.0	6.9	7.6
	Clearwater	24140	387	387	100.0	0	0.0	10.5	11.4
	Cook	24150	212	156	73.6	56	26.4	20.0	21.8
	Cottonwood	24160	255	255	100.0	0	0.0	6.7	7.2
	Crow Wing	24170	348	348	100.0	0	0.0	6.5	7.0
	Dakota	24180	1,818	1,818	100.0	0	0.0	2.1	2.5
	Dodge	24190	218	218	100.0	0	0.0	7.2	7.8
	Douglas	24200	191	191	100.0	0	0.0	6.9	7.5
	Faribault	24210	151	151	100.0	0	0.0	13.0	14.2
	Fillmore	24220	112	112	100.0	0	0.0	10.8	11.8
	Freeborn	24230	668	668	100.0	0	0.0	7.3	8.0
	Goodhue	24240	227	227	100.0	0	0.0	6.2	6.7
	Grant	24250	127	127	100.0	0	0.0	10.8	11.7
	Hennepin	24260	5,098	5,098	100.0	0	0.0	1.2	1.8
	Houston	24270	192	192	100.0	0	0.0	4.9	5.3
	Hubbard	24280	110	110	100.0	0	0.0	9.0	9.8
	Isanti	24290	226	226	100.0	0	0.0	5.0	5.5
	Itasca	24300	216	213	98.6	3	1.4	10.5	11.4
	Jackson	24310	107	107	100.0	0	0.0	8.2	8.8
	Kanabec	24320	347	347	100.0	0	0.0	6.1	6.6
	Kandiyohi	24330	231	231	100.0	0	0.0	5.6	6.0
	Kittson	24340	356	349	98.0	7	2.0	16.0	17.5
	Koochiching	24350	219	185	84.5	34	15.5	13.7	14.9
	Lac qui Parle	24360	265	265	100.0	0	0.0	5.7	6.2
	Lake	24370	213	207	97.2	6	2.8	7.5	8.1
	Lake of the Woods	24380	339	284	83.8	55	16.2	17.7	19.3
	Le Sueur	24390	145	145	100.0	0	0.0	10.0	10.8

Access Detail By County SSA

September 5, 2024

Created by...
UnitedHealthcare

Access Analysis
Access - Eligibles
Eligible / Provider Groups
National Proxy Census
(UnitedHealthcare Choice Plus
MNN001)
Optum BH Prescribers

¹ The Access Standard is defined as
(National Proxy Census
(UnitedHealthcare Choice Plus
MNN001)) eligibles accessing:
¹ (Optum BH Prescribers) provider in
30 miles or 30 minutes

Census With and Without Access									
State Name	County	County SSA	Eligible	With Access ¹		Without Access ¹		Average Distance	Average Time
			#	#	%	#	%	1	1
Minnesota	Lincoln	24400	118	115	97.5	3	2.5	14.1	15.3
	Lyon	24410	136	136	100.0	0	0.0	5.9	6.3
	Mahnomen	24430	220	220	100.0	0	0.0	16.4	17.8
	Marshall	24440	388	345	88.9	43	11.1	17.1	18.6
	Martin	24450	200	200	100.0	0	0.0	7.3	7.9
	McLeod	24420	199	199	100.0	0	0.0	7.4	8.1
	Meeker	24460	512	512	100.0	0	0.0	6.5	7.1
	Mille Lacs	24470	305	305	100.0	0	0.0	9.7	10.5
	Morrison	24480	187	187	100.0	0	0.0	6.6	7.2
	Mower	24490	458	458	100.0	0	0.0	5.0	5.4
	Murray	24500	321	321	100.0	0	0.0	8.4	9.1
	Nicollet	24510	161	161	100.0	0	0.0	4.7	5.1
	Nobles	24520	268	268	100.0	0	0.0	7.9	8.6
	Norman	24530	286	286	100.0	0	0.0	10.6	11.5
	Olmsted	24540	706	706	100.0	0	0.0	3.5	3.8
	Otter Tail	24550	302	302	100.0	0	0.0	6.8	7.3
	Pennington	24560	145	145	100.0	0	0.0	4.4	4.8
	Pine	24570	298	298	100.0	0	0.0	8.5	9.2
	Pipestone	24580	106	106	100.0	0	0.0	6.6	7.2
	Polk	24590	156	156	100.0	0	0.0	8.6	9.3
	Pope	24600	232	232	100.0	0	0.0	7.8	8.5
	Ramsey	24610	2,586	2,586	100.0	0	0.0	0.8	1.2
	Red Lake	24620	346	346	100.0	0	0.0	18.8	20.4
	Redwood	24630	335	335	100.0	0	0.0	16.4	17.8
	Renville	24640	157	157	100.0	0	0.0	9.9	10.8
	Rice	24650	308	308	100.0	0	0.0	4.5	4.9
	Rock	24660	440	440	100.0	0	0.0	6.6	7.2
	Roseau	24670	347	334	96.3	13	3.7	15.4	16.8
	Scott	24690	601	601	100.0	0	0.0	3.7	4.0
	Sherburne	24700	498	498	100.0	0	0.0	5.1	5.5
	Sibley	24710	167	167	100.0	0	0.0	11.2	12.2
	St. Louis	24680	919	903	98.3	16	1.7	5.5	6.1
	Stearns	24720	798	798	100.0	0	0.0	6.5	7.0
	Steele	24730	191	191	100.0	0	0.0	5.1	5.5
	Stevens	24740	199	199	100.0	0	0.0	6.6	7.1
	Swift	24750	102	102	100.0	0	0.0	6.1	6.6
	Todd	24760	286	286	100.0	0	0.0	8.1	8.8
	Traverse	24770	259	259	100.0	0	0.0	7.3	7.9
	Wabasha	24780	104	104	100.0	0	0.0	7.3	7.9
	Wadena	24790	167	167	100.0	0	0.0	5.5	5.9

Access Detail By County SSA

September 5, 2024

Created by...
UnitedHealthcare

Access Analysis
Access - Eligibles
Eligible / Provider Groups
National Proxy Census
(UnitedHealthcare Choice Plus
MNN001)
Optum BH Prescribers

¹ The Access Standard is defined as
(National Proxy Census
(UnitedHealthcare Choice Plus
MNN001)) eligibles accessing:
1 (Optum BH Prescribers) provider in
30 miles or 30 minutes

Census With and Without Access									
State Name	County	County SSA	Eligible	With Access ¹		Without Access ¹		Average Distance	Average Time
			#	#	%	#	%	1	1
Minnesota	Waseca	24800	106	106	100.0	0	0.0	7.1	7.7
	Washington	24810	1,030	1,030	100.0	0	0.0	2.1	2.5
	Watonwan	24820	131	131	100.0	0	0.0	5.8	6.3
	Wilkin	24830	282	282	100.0	0	0.0	10.5	11.5
	Winona	24840	247	247	100.0	0	0.0	7.7	8.3
	Wright	24850	743	743	100.0	0	0.0	5.3	5.7
	Yellow Medicine	24860	199	197	99.0	2	1.0	14.1	15.3
	Grand Totals		35,677	35,390	99.2	287	0.8	5.8	6.4

UnitedHealthcare Choice Plus MNN001

September 5, 2024

Created by...
UnitedHealthcare

Child and Adolescent Psychiatrist
(UnitedHealthcare Choice Plus MNN001)

Total Providers: 175
◆ Single providers (167)
✕ Multiple providers (88)

Access - Eligibles

Employee Group
National Proxy Census
(UnitedHealthcare Choice Plus
MNN001)

Provider Group
Child and Adolescent Psychiatrist

35,677 eligible locations
● With access (32,155)
● Without access (3,522)

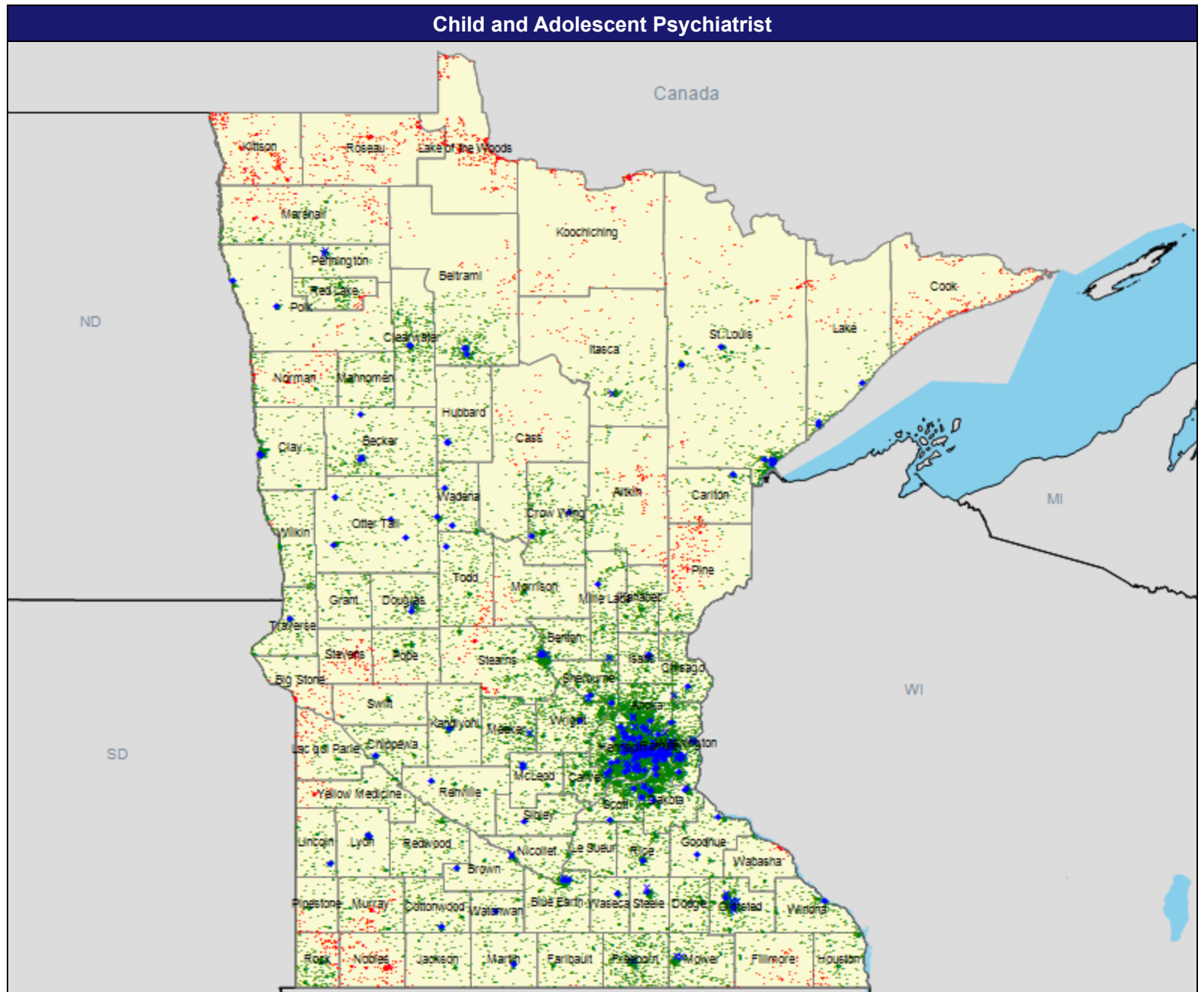
The Access Standard is defined as
(National Proxy Census
(UnitedHealthcare Choice Plus MNN001))
eligibles accessing:

1 (Child and Adolescent Psychiatrist)
provider in 30 miles or 30 minutes

Service Areas

UnitedHealthcare Choice Plus
MNN001

62.78 miles



Access Detail By County SSA

September 5, 2024

Created by...
UnitedHealthcare

Access Analysis
Access - Eligibles
Eligible / Provider Groups
National Proxy Census
(UnitedHealthcare Choice Plus
MNN001)
Psychiatry - Youth - Optum

¹ The Access Standard is defined as
(National Proxy Census
(UnitedHealthcare Choice Plus
MNN001)) eligibles accessing:
¹ (Psychiatry - Youth - Optum) provider
in 30 miles or 30 minutes

Census With and Without Access									
State Name	County	County SSA	Eligible	With Access ¹		Without Access ¹		Average Distance	Average Time
			#	#	%	#	%	1	1
Minnesota	Aitkin	24000	287	189	65.9	98	34.1	24.4	26.5
	Anoka	24010	1,740	1,740	100.0	0	0.0	4.9	6.0
	Becker	24020	364	364	100.0	0	0.0	9.2	10.0
	Beltrami	24030	450	406	90.2	44	9.8	12.2	13.2
	Benton	24040	243	243	100.0	0	0.0	8.5	9.3
	Big Stone	24050	101	41	40.6	60	59.4	30.8	33.5
	Blue Earth	24060	347	347	100.0	0	0.0	7.0	7.6
	Brown	24070	135	135	100.0	0	0.0	6.6	7.1
	Carlton	24080	180	157	87.2	23	12.8	11.7	12.7
	Carver	24090	795	795	100.0	0	0.0	7.8	8.6
	Cass	24100	144	93	64.6	51	35.4	25.4	27.6
	Chippewa	24110	266	266	100.0	0	0.0	8.1	8.8
	Chisago	24120	271	271	100.0	0	0.0	8.4	9.1
	Clay	24130	324	324	100.0	0	0.0	7.7	8.4
	Clearwater	24140	387	387	100.0	0	0.0	10.6	11.5
	Cook	24150	212	4	1.9	208	98.1	62.8	68.5
	Cottonwood	24160	255	255	100.0	0	0.0	11.3	12.2
	Crow Wing	24170	348	347	99.7	1	0.3	11.6	12.7
	Dakota	24180	1,818	1,818	100.0	0	0.0	3.4	4.4
	Dodge	24190	218	218	100.0	0	0.0	14.7	16.8
	Douglas	24200	191	191	100.0	0	0.0	7.6	8.2
	Faribault	24210	151	148	98.0	3	2.0	22.1	24.1
	Fillmore	24220	112	60	53.6	52	46.4	29.7	32.3
	Freeborn	24230	668	668	100.0	0	0.0	7.5	8.1
	Goodhue	24240	227	227	100.0	0	0.0	9.6	10.5
	Grant	24250	127	127	100.0	0	0.0	21.7	23.7
	Hennepin	24260	5,098	5,098	100.0	0	0.0	2.1	3.2
	Houston	24270	192	173	90.1	19	9.9	17.0	18.5
	Hubbard	24280	110	110	100.0	0	0.0	11.1	12.1
	Isanti	24290	226	226	100.0	0	0.0	7.2	7.8
	Itasca	24300	216	176	81.5	40	18.5	16.6	18.1
	Jackson	24310	107	103	96.3	4	3.7	19.1	20.7
	Kanabec	24320	347	341	98.3	6	1.7	21.3	23.1
	Kandiyohi	24330	231	231	100.0	0	0.0	8.3	9.0
	Kittson	24340	356	0	0.0	356	100.0	57.2	62.6
	Koochiching	24350	219	0	0.0	219	100.0	80.1	87.3
	Lac qui Parle	24360	265	200	75.5	65	24.5	25.1	27.3
	Lake	24370	213	178	83.6	35	16.4	12.1	13.1
	Lake of the Woods	24380	339	0	0.0	339	100.0	86.0	93.8
	Le Sueur	24390	145	145	100.0	0	0.0	12.2	13.2

Access Detail By County SSA

September 5, 2024

Created by...
UnitedHealthcare

Access Analysis
Access - Eligibles
Eligible / Provider Groups
National Proxy Census
(UnitedHealthcare Choice Plus
MNN001)
Psychiatry - Youth - Optum

¹ The Access Standard is defined as
(National Proxy Census
(UnitedHealthcare Choice Plus
MNN001)) eligibles accessing:
¹ (Psychiatry - Youth - Optum) provider
in 30 miles or 30 minutes

Census With and Without Access									
State Name	County	County SSA	Eligible	With Access ¹		Without Access ¹		Average Distance	Average Time
			#	#	%	#	%	1	1
Minnesota	Lincoln	24400	118	115	97.5	3	2.5	14.1	15.4
	Lyon	24410	136	136	100.0	0	0.0	8.5	9.3
	Mahnomen	24430	220	219	99.5	1	0.5	18.2	19.8
	Marshall	24440	388	251	64.7	137	35.3	26.6	28.9
	Martin	24450	200	200	100.0	0	0.0	8.2	8.9
	McLeod	24420	199	199	100.0	0	0.0	10.0	10.9
	Meeker	24460	512	512	100.0	0	0.0	12.9	14.0
	Mille Lacs	24470	305	305	100.0	0	0.0	11.1	12.0
	Morrison	24480	187	168	89.8	19	10.2	23.6	25.8
	Mower	24490	458	455	99.3	3	0.7	7.5	8.2
	Murray	24500	321	187	58.3	134	41.7	28.1	30.6
	Nicollet	24510	161	161	100.0	0	0.0	8.9	9.7
	Nobles	24520	268	19	7.1	249	92.9	37.3	41.4
	Norman	24530	286	140	49.0	146	51.0	29.6	32.3
	Olmsted	24540	706	706	100.0	0	0.0	4.2	4.8
	Otter Tail	24550	302	302	100.0	0	0.0	8.8	9.6
	Pennington	24560	145	145	100.0	0	0.0	4.9	5.3
	Pine	24570	298	143	48.0	155	52.0	32.0	34.8
	Pipestone	24580	106	93	87.7	13	12.3	24.6	27.0
	Polk	24590	156	136	87.2	20	12.8	13.7	14.9
	Pope	24600	232	207	89.2	25	10.8	20.4	22.2
	Ramsey	24610	2,586	2,586	100.0	0	0.0	1.3	2.1
	Red Lake	24620	346	300	86.7	46	13.3	20.7	22.6
	Redwood	24630	335	335	100.0	0	0.0	18.1	19.7
	Renville	24640	157	157	100.0	0	0.0	14.8	16.1
	Rice	24650	308	308	100.0	0	0.0	8.5	9.2
	Rock	24660	440	347	78.9	93	21.1	26.7	31.6
	Roseau	24670	347	0	0.0	347	100.0	58.6	63.9
	Scott	24690	601	601	100.0	0	0.0	6.1	6.9
	Sherburne	24700	498	498	100.0	0	0.0	6.2	6.9
	Sibley	24710	167	167	100.0	0	0.0	13.8	15.0
	St. Louis	24680	919	823	89.6	96	10.4	11.2	12.3
	Stearns	24720	798	706	88.5	92	11.5	14.0	15.7
	Steele	24730	191	191	100.0	0	0.0	5.6	6.1
	Stevens	24740	199	26	13.1	173	86.9	36.1	39.4
	Swift	24750	102	80	78.4	22	21.6	27.5	29.9
	Todd	24760	286	250	87.4	36	12.6	19.7	21.5
	Traverse	24770	259	259	100.0	0	0.0	7.8	8.5
	Wabasha	24780	104	75	72.1	29	27.9	24.3	26.6
	Wadena	24790	167	167	100.0	0	0.0	6.5	7.1

Access Detail By County SSA

September 5, 2024

Created by...
UnitedHealthcare

Access Analysis
Access - Eligibles
Eligible / Provider Groups
National Proxy Census
(UnitedHealthcare Choice Plus
MNN001)
Psychiatry - Youth - Optum

¹ The Access Standard is defined as
(National Proxy Census
(UnitedHealthcare Choice Plus
MNN001)) eligibles accessing:
1 (Psychiatry - Youth - Optum) provider
in 30 miles or 30 minutes

Census With and Without Access									
State Name	County	County SSA	Eligible	With Access ¹		Without Access ¹		Average Distance	Average Time
			#	#	%	#	%	1	1
Minnesota	Waseca	24800	106	106	100.0	0	0.0	7.2	7.9
	Washington	24810	1,030	1,030	100.0	0	0.0	3.2	3.8
	Watonwan	24820	131	131	100.0	0	0.0	8.7	9.5
	Wilkin	24830	282	279	98.9	3	1.1	21.5	23.4
	Winona	24840	247	247	100.0	0	0.0	9.0	9.8
	Wright	24850	743	743	100.0	0	0.0	7.9	8.6
	Yellow Medicine	24860	199	142	71.4	57	28.6	22.8	24.8
	Grand Totals		35,677	32,155	90.1	3,522	9.9	12.2	13.6

UnitedHealthcare Choice Plus MNN001

September 5, 2024

Created by...
UnitedHealthcare

Psychiatrists (UnitedHealthcare Choice Plus MNN001)

Total Providers: 830
◆ Single providers (284)
✕ Multiple providers (295)

Access - Eligibles

Employee Group
National Proxy Census
(UnitedHealthcare Choice Plus MNN001)

Provider Group
Psychiatrists

35,677 eligible locations
● With access (34,561)
● Without access (1,116)

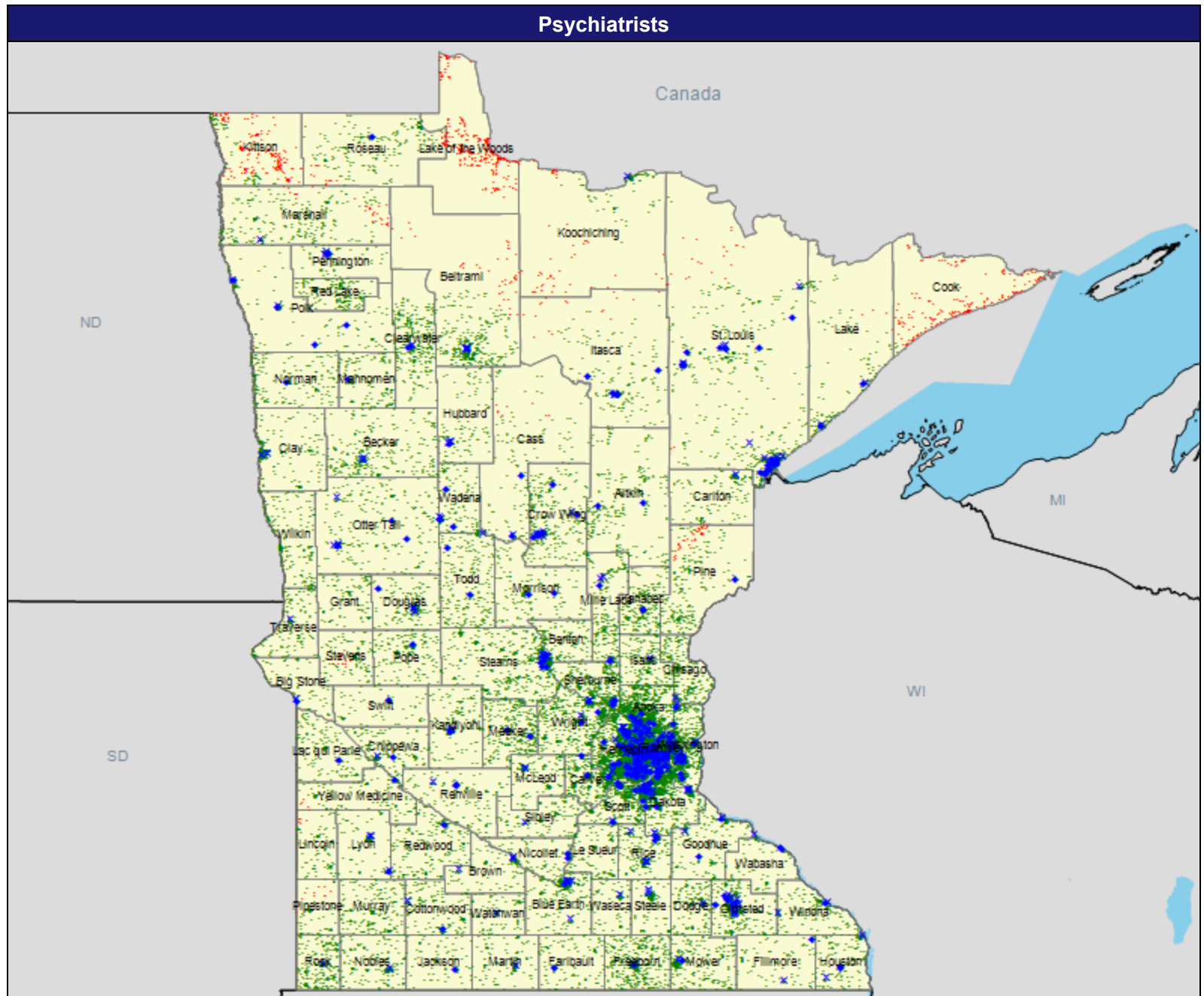
The Access Standard is defined as
(National Proxy Census
(UnitedHealthcare Choice Plus MNN001))
eligibles accessing:

1 (Psychiatrists) provider in 30 miles or
30 minutes

Service Areas

UnitedHealthcare Choice Plus MNN001

62.78 miles



Access Detail By County SSA

September 5, 2024

Created by...
UnitedHealthcare

Access Analysis
Access - Eligibles
Eligible / Provider Groups
National Proxy Census
(UnitedHealthcare Choice Plus
MNN001)
Psychiatry - Optum/Medical

¹ The Access Standard is defined as
(National Proxy Census
(UnitedHealthcare Choice Plus
MNN001)) eligibles accessing:
¹ (Psychiatry - Optum/Medical)
provider in 30 miles or 30 minutes

Census With and Without Access									
State Name	County	County SSA	Eligible	With Access ¹		Without Access ¹		Average Distance	Average Time
			#	#	%	#	%	1	1
Minnesota	Aitkin	24000	287	287	100.0	0	0.0	12.4	13.5
	Anoka	24010	1,740	1,740	100.0	0	0.0	3.6	4.3
	Becker	24020	364	364	100.0	0	0.0	10.4	11.3
	Beltrami	24030	450	406	90.2	44	9.8	12.7	13.8
	Benton	24040	243	243	100.0	0	0.0	8.2	9.1
	Big Stone	24050	101	101	100.0	0	0.0	10.6	11.5
	Blue Earth	24060	347	347	100.0	0	0.0	5.2	5.7
	Brown	24070	135	135	100.0	0	0.0	6.6	7.1
	Carlton	24080	180	179	99.4	1	0.6	10.6	11.5
	Carver	24090	795	795	100.0	0	0.0	4.1	4.5
	Cass	24100	144	136	94.4	8	5.6	16.0	17.4
	Chippewa	24110	266	266	100.0	0	0.0	5.5	6.0
	Chisago	24120	271	271	100.0	0	0.0	10.5	11.4
	Clay	24130	324	324	100.0	0	0.0	7.2	7.9
	Clearwater	24140	387	387	100.0	0	0.0	10.4	11.3
	Cook	24150	212	4	1.9	208	98.1	62.0	67.6
	Cottonwood	24160	255	255	100.0	0	0.0	6.9	7.4
	Crow Wing	24170	348	348	100.0	0	0.0	6.4	7.0
	Dakota	24180	1,818	1,818	100.0	0	0.0	2.4	2.9
	Dodge	24190	218	218	100.0	0	0.0	7.2	7.8
	Douglas	24200	191	191	100.0	0	0.0	5.9	6.3
	Faribault	24210	151	151	100.0	0	0.0	11.9	12.9
	Fillmore	24220	112	112	100.0	0	0.0	12.3	13.4
	Freeborn	24230	668	668	100.0	0	0.0	7.4	8.1
	Goodhue	24240	227	227	100.0	0	0.0	6.2	6.7
	Grant	24250	127	127	100.0	0	0.0	15.0	16.3
	Hennepin	24260	5,098	5,098	100.0	0	0.0	1.6	2.4
	Houston	24270	192	192	100.0	0	0.0	4.8	5.2
	Hubbard	24280	110	109	99.1	1	0.9	11.6	12.6
	Isanti	24290	226	226	100.0	0	0.0	7.4	8.0
	Itasca	24300	216	199	92.1	17	7.9	11.5	12.5
	Jackson	24310	107	107	100.0	0	0.0	8.4	9.1
	Kanabec	24320	347	347	100.0	0	0.0	6.6	7.1
	Kandiyohi	24330	231	231	100.0	0	0.0	8.0	8.7
	Kittson	24340	356	92	25.8	264	74.2	33.3	36.4
	Koochiching	24350	219	158	72.1	61	27.9	17.3	18.9
	Lac qui Parle	24360	265	265	100.0	0	0.0	10.6	11.5
	Lake	24370	213	210	98.6	3	1.4	7.3	8.0
	Lake of the Woods	24380	339	0	0.0	339	100.0	48.1	52.4
	Le Sueur	24390	145	145	100.0	0	0.0	9.6	10.4

Access Detail By County SSA

September 5, 2024

Created by...
UnitedHealthcare

Access Analysis
Access - Eligibles
Eligible / Provider Groups
National Proxy Census
(UnitedHealthcare Choice Plus
MNN001)
Psychiatry - Optum/Medical

¹ The Access Standard is defined as
(National Proxy Census
(UnitedHealthcare Choice Plus
MNN001)) eligibles accessing:
¹ (Psychiatry - Optum/Medical)
provider in 30 miles or 30 minutes

Census With and Without Access									
State Name	County	County SSA	Eligible	With Access ¹		Without Access ¹		Average Distance	Average Time
			#	#	%	#	%	1	1
Minnesota	Lincoln	24400	118	113	95.8	5	4.2	24.9	27.1
	Lyon	24410	136	136	100.0	0	0.0	6.5	7.0
	Mahnomen	24430	220	220	100.0	0	0.0	10.6	11.5
	Marshall	24440	388	345	88.9	43	11.1	17.2	18.7
	Martin	24450	200	200	100.0	0	0.0	7.9	8.6
	McLeod	24420	199	199	100.0	0	0.0	9.2	10.0
	Meeker	24460	512	512	100.0	0	0.0	6.9	7.5
	Mille Lacs	24470	305	305	100.0	0	0.0	10.1	10.9
	Morrison	24480	187	187	100.0	0	0.0	8.5	9.2
	Mower	24490	458	458	100.0	0	0.0	7.3	7.9
	Murray	24500	321	321	100.0	0	0.0	18.1	19.7
	Nicollet	24510	161	161	100.0	0	0.0	4.9	5.4
	Nobles	24520	268	268	100.0	0	0.0	8.3	9.0
	Norman	24530	286	286	100.0	0	0.0	11.4	12.4
	Olmsted	24540	706	706	100.0	0	0.0	3.0	3.4
	Otter Tail	24550	302	302	100.0	0	0.0	8.3	9.0
	Pennington	24560	145	145	100.0	0	0.0	4.4	4.8
	Pine	24570	298	258	86.6	40	13.4	21.5	23.4
	Pipestone	24580	106	95	89.6	11	10.4	25.4	27.7
	Polk	24590	156	156	100.0	0	0.0	7.3	8.0
	Pope	24600	232	232	100.0	0	0.0	8.4	9.1
	Ramsey	24610	2,586	2,586	100.0	0	0.0	1.3	2.0
	Red Lake	24620	346	346	100.0	0	0.0	15.7	17.1
	Redwood	24630	335	335	100.0	0	0.0	9.4	10.2
	Renville	24640	157	157	100.0	0	0.0	8.9	9.7
	Rice	24650	308	308	100.0	0	0.0	3.4	3.6
	Rock	24660	440	440	100.0	0	0.0	6.5	7.1
	Roseau	24670	347	323	93.1	24	6.9	15.5	16.9
	Scott	24690	601	601	100.0	0	0.0	4.6	5.1
	Sherburne	24700	498	498	100.0	0	0.0	6.1	6.6
	Sibley	24710	167	167	100.0	0	0.0	12.5	13.6
	St. Louis	24680	919	896	97.5	23	2.5	6.2	6.7
	Stearns	24720	798	798	100.0	0	0.0	11.1	12.1
	Steele	24730	191	191	100.0	0	0.0	5.6	6.0
	Stevens	24740	199	180	90.5	19	9.5	26.3	28.7
	Swift	24750	102	102	100.0	0	0.0	11.1	12.1
	Todd	24760	286	286	100.0	0	0.0	8.9	9.6
	Traverse	24770	259	259	100.0	0	0.0	7.8	8.5
	Wabasha	24780	104	104	100.0	0	0.0	8.7	9.6
	Wadena	24790	167	167	100.0	0	0.0	5.7	6.2

Access Detail By County SSA

September 5, 2024

Created by...
UnitedHealthcare

Access Analysis
Access - Eligibles
Eligible / Provider Groups
National Proxy Census
(UnitedHealthcare Choice Plus
MNN001)
Psychiatry - Optum/Medical

¹ The Access Standard is defined as
(National Proxy Census
(UnitedHealthcare Choice Plus
MNN001)) eligibles accessing:
1 (Psychiatry - Optum/Medical)
provider in 30 miles or 30 minutes

Census With and Without Access									
State Name	County	County SSA	Eligible	With Access ¹		Without Access ¹		Average Distance	Average Time
			#	#	%	#	%	1	1
Minnesota	Waseca	24800	106	106	100.0	0	0.0	6.7	7.3
	Washington	24810	1,030	1,030	100.0	0	0.0	2.6	3.0
	Watonwan	24820	131	131	100.0	0	0.0	8.7	9.5
	Wilkin	24830	282	282	100.0	0	0.0	10.9	11.9
	Winona	24840	247	247	100.0	0	0.0	5.2	5.6
	Wright	24850	743	743	100.0	0	0.0	6.1	6.7
	Yellow Medicine	24860	199	194	97.5	5	2.5	14.3	15.5
	Grand Totals		35,677	34,561	96.9	1,116	3.1	7.5	8.4

UnitedHealthcare Choice Plus MNN001

September 5, 2024

Created by...
UnitedHealthcare

Mental Health Clinical Nurse Specialist
(UnitedHealthcare Choice Plus MNN001)

Total Providers: 958

- ◆ Single providers (321)
- ✕ Multiple providers (429)

Access - Eligibles

Employee Group

National Proxy Census
(UnitedHealthcare Choice Plus MNN001)

Provider Group
Mental Health Clinical Nurse Specialist

35,677 eligible locations

- With access (35,375)
- Without access (302)

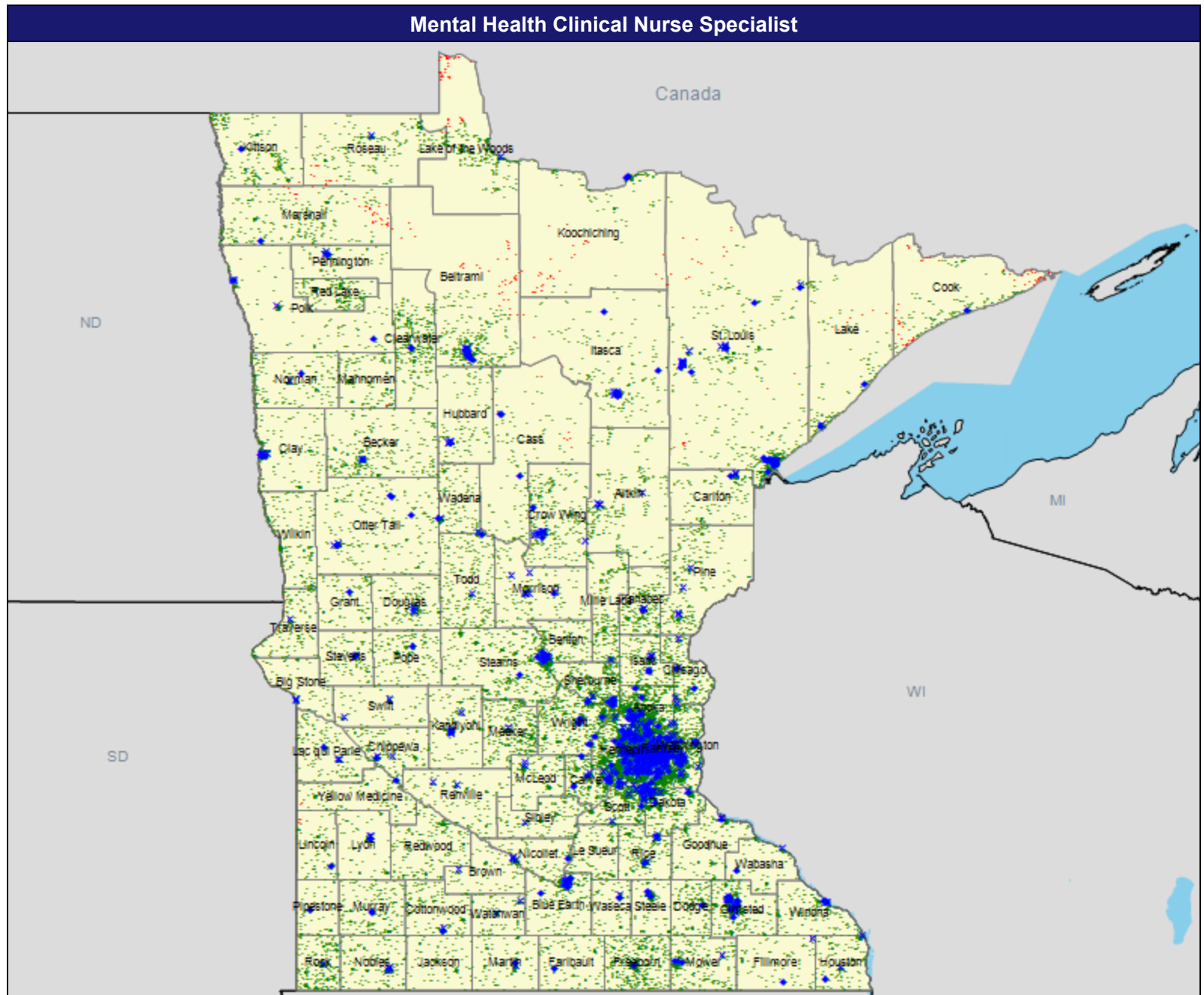
The Access Standard is defined as
(National Proxy Census
(UnitedHealthcare Choice Plus MNN001))
eligibles accessing:

- 1 (Mental Health Clinical Nurse Specialist) provider in 30 miles or 30 minutes

Service Areas

- UnitedHealthcare Choice Plus MNN001

62.78 miles



Access Detail By County SSA

September 5, 2024

Created by...
UnitedHealthcare

Access Analysis
Access - Eligibles
Eligible / Provider Groups
National Proxy Census
(UnitedHealthcare Choice Plus
MNN001)
Psychiatric Nurse - Optum

¹ The Access Standard is defined as
(National Proxy Census
(UnitedHealthcare Choice Plus
MNN001)) eligibles accessing:
¹ (Psychiatric Nurse - Optum) provider
in 30 miles or 30 minutes

Census With and Without Access									
State Name	County	County SSA	Eligible	With Access ¹		Without Access ¹		Average Distance	Average Time
			#	#	%	#	%	1	1
Minnesota	Aitkin	24000	287	287	100.0	0	0.0	10.7	11.7
	Anoka	24010	1,740	1,740	100.0	0	0.0	2.5	3.0
	Becker	24020	364	364	100.0	0	0.0	10.7	11.6
	Beltrami	24030	450	406	90.2	44	9.8	11.4	12.4
	Benton	24040	243	243	100.0	0	0.0	7.8	8.5
	Big Stone	24050	101	101	100.0	0	0.0	10.1	11.0
	Blue Earth	24060	347	347	100.0	0	0.0	4.9	5.3
	Brown	24070	135	135	100.0	0	0.0	6.1	6.6
	Carlton	24080	180	180	100.0	0	0.0	9.7	10.5
	Carver	24090	795	795	100.0	0	0.0	2.4	2.7
	Cass	24100	144	138	95.8	6	4.2	13.0	14.2
	Chippewa	24110	266	266	100.0	0	0.0	5.1	5.5
	Chisago	24120	271	271	100.0	0	0.0	3.9	4.2
	Clay	24130	324	324	100.0	0	0.0	7.6	8.4
	Clearwater	24140	387	387	100.0	0	0.0	10.6	11.5
	Cook	24150	212	156	73.6	56	26.4	20.0	21.8
	Cottonwood	24160	255	255	100.0	0	0.0	10.3	11.1
	Crow Wing	24170	348	348	100.0	0	0.0	7.9	8.6
	Dakota	24180	1,818	1,818	100.0	0	0.0	2.2	2.6
	Dodge	24190	218	218	100.0	0	0.0	7.2	7.8
	Douglas	24200	191	191	100.0	0	0.0	7.0	7.6
	Faribault	24210	151	151	100.0	0	0.0	13.0	14.2
	Fillmore	24220	112	112	100.0	0	0.0	10.8	11.8
	Freeborn	24230	668	668	100.0	0	0.0	7.3	8.0
	Goodhue	24240	227	227	100.0	0	0.0	10.6	11.5
	Grant	24250	127	127	100.0	0	0.0	10.8	11.7
	Hennepin	24260	5,098	5,098	100.0	0	0.0	1.4	2.0
	Houston	24270	192	192	100.0	0	0.0	4.9	5.3
	Hubbard	24280	110	110	100.0	0	0.0	9.0	9.8
	Isanti	24290	226	226	100.0	0	0.0	5.0	5.5
	Itasca	24300	216	213	98.6	3	1.4	10.5	11.4
	Jackson	24310	107	107	100.0	0	0.0	15.3	16.6
	Kanabec	24320	347	347	100.0	0	0.0	6.2	6.7
	Kandiyohi	24330	231	231	100.0	0	0.0	5.6	6.0
	Kittson	24340	356	349	98.0	7	2.0	16.0	17.5
	Koochiching	24350	219	185	84.5	34	15.5	13.7	14.9
	Lac qui Parle	24360	265	265	100.0	0	0.0	5.7	6.2
	Lake	24370	213	207	97.2	6	2.8	7.8	8.4
	Lake of the Woods	24380	339	284	83.8	55	16.2	17.7	19.3
	Le Sueur	24390	145	145	100.0	0	0.0	10.0	10.8

Access Detail By County SSA

September 5, 2024

Created by...
UnitedHealthcare

Access Analysis
Access - Eligibles
Eligible / Provider Groups
National Proxy Census
(UnitedHealthcare Choice Plus
MNN001)
Psychiatric Nurse - Optum

¹ The Access Standard is defined as
(National Proxy Census
(UnitedHealthcare Choice Plus
MNN001)) eligibles accessing:
¹ (Psychiatric Nurse - Optum) provider
in 30 miles or 30 minutes

Census With and Without Access									
State Name	County	County SSA	Eligible	With Access ¹		Without Access ¹		Average Distance	Average Time
			#	#	%	#	%	1	1
Minnesota	Lincoln	24400	118	115	97.5	3	2.5	14.1	15.3
	Lyon	24410	136	136	100.0	0	0.0	8.5	9.2
	Mahnomen	24430	220	217	98.6	3	1.4	21.6	23.5
	Marshall	24440	388	342	88.1	46	11.9	17.2	18.7
	Martin	24450	200	200	100.0	0	0.0	7.5	8.1
	McLeod	24420	199	199	100.0	0	0.0	7.7	8.4
	Meeker	24460	512	512	100.0	0	0.0	8.4	9.2
	Mille Lacs	24470	305	305	100.0	0	0.0	13.8	15.0
	Morrison	24480	187	187	100.0	0	0.0	7.0	7.5
	Mower	24490	458	458	100.0	0	0.0	5.0	5.5
	Murray	24500	321	321	100.0	0	0.0	9.5	10.3
	Nicollet	24510	161	161	100.0	0	0.0	4.7	5.1
	Nobles	24520	268	268	100.0	0	0.0	7.9	8.6
	Norman	24530	286	286	100.0	0	0.0	10.8	11.8
	Olmsted	24540	706	706	100.0	0	0.0	3.5	3.9
	Otter Tail	24550	302	302	100.0	0	0.0	10.2	11.1
	Pennington	24560	145	145	100.0	0	0.0	4.5	4.9
	Pine	24570	298	298	100.0	0	0.0	9.2	10.0
	Pipestone	24580	106	106	100.0	0	0.0	6.6	7.2
	Polk	24590	156	156	100.0	0	0.0	8.6	9.4
	Pope	24600	232	232	100.0	0	0.0	7.9	8.6
	Ramsey	24610	2,586	2,586	100.0	0	0.0	0.8	1.3
	Red Lake	24620	346	346	100.0	0	0.0	18.8	20.4
	Redwood	24630	335	335	100.0	0	0.0	18.0	19.6
	Renville	24640	157	157	100.0	0	0.0	10.0	10.8
	Rice	24650	308	308	100.0	0	0.0	4.6	5.0
	Rock	24660	440	440	100.0	0	0.0	6.6	7.2
	Roseau	24670	347	334	96.3	13	3.7	15.4	16.8
	Scott	24690	601	601	100.0	0	0.0	3.7	4.1
	Sherburne	24700	498	498	100.0	0	0.0	5.3	5.7
	Sibley	24710	167	167	100.0	0	0.0	11.2	12.2
	St. Louis	24680	919	895	97.4	24	2.6	6.7	7.3
	Stearns	24720	798	798	100.0	0	0.0	8.9	9.7
	Steele	24730	191	191	100.0	0	0.0	5.1	5.5
	Stevens	24740	199	199	100.0	0	0.0	6.6	7.1
	Swift	24750	102	102	100.0	0	0.0	6.1	6.6
	Todd	24760	286	286	100.0	0	0.0	9.7	10.5
	Traverse	24770	259	259	100.0	0	0.0	7.3	7.9
	Wabasha	24780	104	104	100.0	0	0.0	9.8	10.7
	Wadena	24790	167	167	100.0	0	0.0	8.5	9.3

Access Detail By County SSA

September 5, 2024

Created by...
UnitedHealthcare

Access Analysis
Access - Eligibles
Eligible / Provider Groups
National Proxy Census
(UnitedHealthcare Choice Plus
MNN001)
Psychiatric Nurse - Optum

¹ The Access Standard is defined as
(National Proxy Census
(UnitedHealthcare Choice Plus
MNN001)) eligibles accessing:
1 (Psychiatric Nurse - Optum) provider
in 30 miles or 30 minutes

Census With and Without Access									
State Name	County	County SSA	Eligible	With Access ¹		Without Access ¹		Average Distance	Average Time
			#	#	%	#	%	1	1
Minnesota	Waseca	24800	106	106	100.0	0	0.0	7.1	7.7
	Washington	24810	1,030	1,030	100.0	0	0.0	2.2	2.5
	Watonwan	24820	131	131	100.0	0	0.0	5.8	6.3
	Wilkin	24830	282	282	100.0	0	0.0	11.3	12.4
	Winona	24840	247	247	100.0	0	0.0	7.7	8.3
	Wright	24850	743	743	100.0	0	0.0	5.9	6.5
	Yellow Medicine	24860	199	197	99.0	2	1.0	14.1	15.3
	Grand Totals			35,677	35,375	99.2	302	0.8	6.3

UnitedHealthcare Choice Plus MNN001

September 5, 2024

Created by...
UnitedHealthcare

Mental Health Providers
(UnitedHealthcare Choice Plus MNN001)

Total Providers: 10,842
◆ Single providers (1,194)
✕ Multiple providers (1,952)

Access - Eligibles

Employee Group
National Proxy Census
(UnitedHealthcare Choice Plus MNN001)

Provider Group
Mental Health Providers

35,677 eligible locations
● With access (35,485)
● Without access (192)

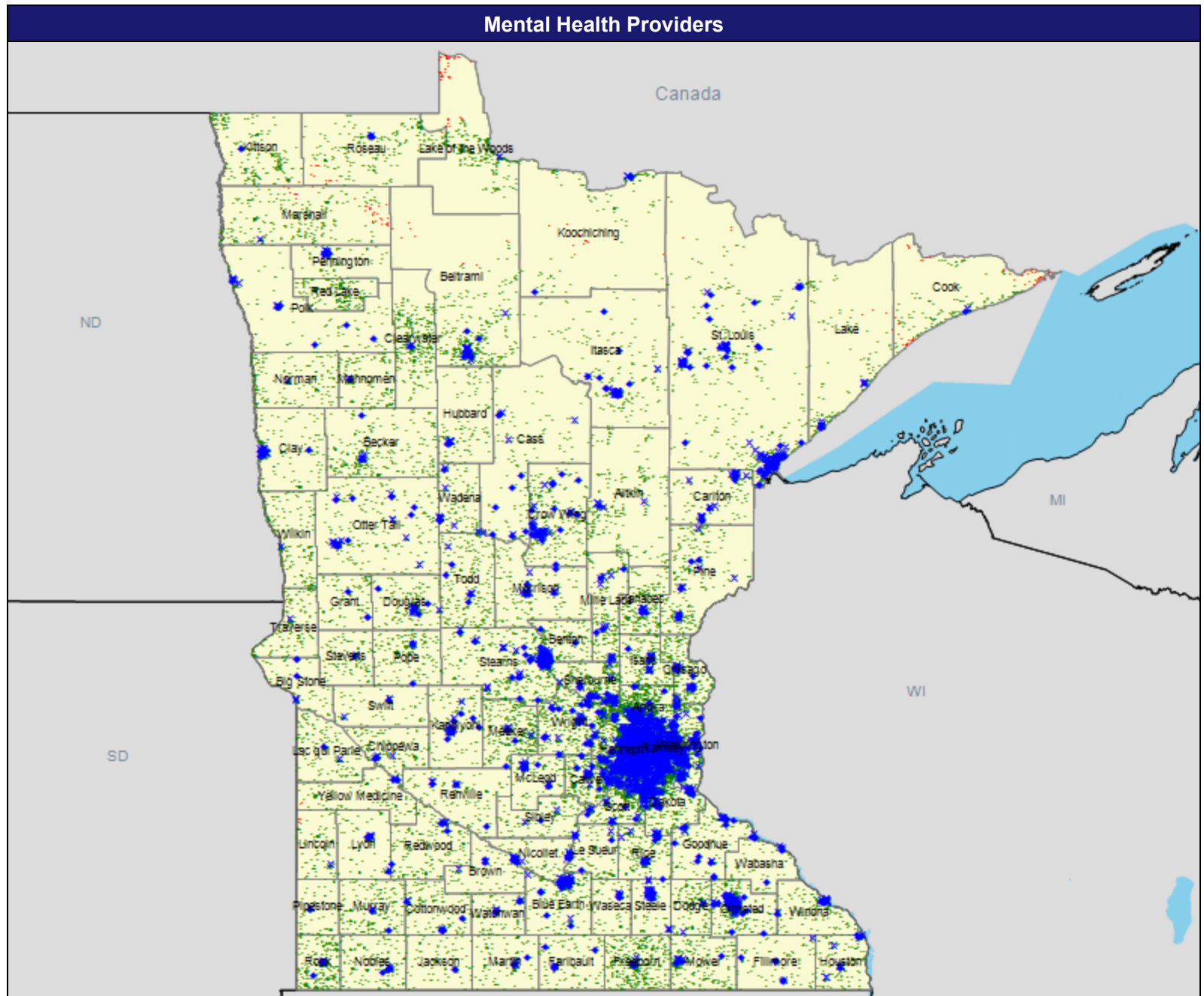
The Access Standard is defined as
(National Proxy Census
(UnitedHealthcare Choice Plus MNN001))
eligibles accessing:

1 (Mental Health Providers) provider in
30 miles or 30 minutes

Service Areas

UnitedHealthcare Choice Plus MNN001

62.78 miles



Access Detail By County SSA

September 5, 2024

Created by...
UnitedHealthcare

Access Analysis
Access - Eligibles
Eligible / Provider Groups
National Proxy Census
(UnitedHealthcare Choice Plus
MNN001)
Mental Health Providers -
Optum/Medical

¹ The Access Standard is defined as
(National Proxy Census
(UnitedHealthcare Choice Plus
MNN001)) eligibles accessing:
1 (Mental Health Providers -
Optum/Medical) provider in 30 miles or
30 minutes

Census With and Without Access									
State Name	County	County SSA	Eligible	With Access ¹		Without Access ¹		Average Distance	Average Time
			#	#	%	#	%	1	1
Minnesota	Aitkin	24000	287	287	100.0	0	0.0	10.0	10.9
	Anoka	24010	1,740	1,740	100.0	0	0.0	1.5	1.8
	Becker	24020	364	364	100.0	0	0.0	8.2	8.9
	Beltrami	24030	450	441	98.0	9	2.0	6.9	7.5
	Benton	24040	243	243	100.0	0	0.0	3.1	3.4
	Big Stone	24050	101	101	100.0	0	0.0	5.6	6.0
	Blue Earth	24060	347	347	100.0	0	0.0	2.8	3.0
	Brown	24070	135	135	100.0	0	0.0	3.3	3.6
	Carlton	24080	180	180	100.0	0	0.0	3.3	3.6
	Carver	24090	795	795	100.0	0	0.0	2.1	2.3
	Cass	24100	144	144	100.0	0	0.0	7.7	8.3
	Chippewa	24110	266	266	100.0	0	0.0	4.9	5.3
	Chisago	24120	271	271	100.0	0	0.0	4.2	4.5
	Clay	24130	324	324	100.0	0	0.0	4.5	4.9
	Clearwater	24140	387	387	100.0	0	0.0	10.3	11.2
	Cook	24150	212	164	77.4	48	22.6	19.6	21.3
	Cottonwood	24160	255	255	100.0	0	0.0	4.4	4.8
	Crow Wing	24170	348	348	100.0	0	0.0	3.7	4.0
	Dakota	24180	1,818	1,818	100.0	0	0.0	1.2	1.5
	Dodge	24190	218	218	100.0	0	0.0	5.5	5.9
	Douglas	24200	191	191	100.0	0	0.0	4.2	4.5
	Faribault	24210	151	151	100.0	0	0.0	5.7	6.2
	Fillmore	24220	112	112	100.0	0	0.0	4.9	5.3
	Freeborn	24230	668	668	100.0	0	0.0	5.8	6.3
	Goodhue	24240	227	227	100.0	0	0.0	3.4	3.7
	Grant	24250	127	127	100.0	0	0.0	8.1	8.8
	Hennepin	24260	5,098	5,098	100.0	0	0.0	0.7	1.0
	Houston	24270	192	192	100.0	0	0.0	3.5	3.8
	Hubbard	24280	110	110	100.0	0	0.0	8.6	9.3
	Isanti	24290	226	226	100.0	0	0.0	3.8	4.1
	Itasca	24300	216	216	100.0	0	0.0	7.1	7.7
	Jackson	24310	107	107	100.0	0	0.0	7.8	8.5
	Kanabec	24320	347	347	100.0	0	0.0	5.2	5.6
	Kandiyohi	24330	231	231	100.0	0	0.0	3.3	3.6
	Kittson	24340	356	349	98.0	7	2.0	16.0	17.5
	Koochiching	24350	219	208	95.0	11	5.0	10.3	11.2
	Lac qui Parle	24360	265	265	100.0	0	0.0	5.7	6.2
	Lake	24370	213	210	98.6	3	1.4	6.9	7.5
	Lake of the Woods	24380	339	288	85.0	51	15.0	17.3	18.9
	Le Sueur	24390	145	145	100.0	0	0.0	5.4	5.9

Access Detail By County SSA

September 5, 2024

Created by...
UnitedHealthcare

Access Analysis
Access - Eligibles
Eligible / Provider Groups
National Proxy Census
(UnitedHealthcare Choice Plus
MNN001)
Mental Health Providers -
Optum/Medical

¹ The Access Standard is defined as
(National Proxy Census
(UnitedHealthcare Choice Plus
MNN001)) eligibles accessing:
1 (Mental Health Providers -
Optum/Medical) provider in 30 miles or
30 minutes

Census With and Without Access									
State Name	County	County SSA	Eligible	With Access ¹		Without Access ¹		Average Distance	Average Time
			#	#	%	#	%	1	1
Minnesota	Lincoln	24400	118	115	97.5	3	2.5	13.9	15.1
	Lyon	24410	136	136	100.0	0	0.0	5.5	5.9
	Mahnomen	24430	220	220	100.0	0	0.0	8.7	9.4
	Marshall	24440	388	346	89.2	42	10.8	17.0	18.5
	Martin	24450	200	200	100.0	0	0.0	6.5	7.0
	McLeod	24420	199	199	100.0	0	0.0	3.2	3.4
	Meeker	24460	512	512	100.0	0	0.0	4.1	4.4
	Mille Lacs	24470	305	305	100.0	0	0.0	3.9	4.2
	Morrison	24480	187	187	100.0	0	0.0	5.8	6.3
	Mower	24490	458	458	100.0	0	0.0	4.3	4.6
	Murray	24500	321	321	100.0	0	0.0	6.3	6.8
	Nicollet	24510	161	161	100.0	0	0.0	3.2	3.4
	Nobles	24520	268	268	100.0	0	0.0	6.9	7.5
	Norman	24530	286	286	100.0	0	0.0	10.4	11.3
	Olmsted	24540	706	706	100.0	0	0.0	1.7	1.8
	Otter Tail	24550	302	302	100.0	0	0.0	5.1	5.5
	Pennington	24560	145	145	100.0	0	0.0	4.2	4.6
	Pine	24570	298	298	100.0	0	0.0	5.4	5.8
	Pipestone	24580	106	106	100.0	0	0.0	6.5	7.1
	Polk	24590	156	156	100.0	0	0.0	5.7	6.1
	Pope	24600	232	232	100.0	0	0.0	6.9	7.5
	Ramsey	24610	2,586	2,586	100.0	0	0.0	0.5	0.7
	Red Lake	24620	346	346	100.0	0	0.0	15.6	16.9
	Redwood	24630	335	335	100.0	0	0.0	8.2	8.9
	Renville	24640	157	157	100.0	0	0.0	6.2	6.8
	Rice	24650	308	308	100.0	0	0.0	2.7	3.0
	Rock	24660	440	440	100.0	0	0.0	4.9	5.3
	Roseau	24670	347	334	96.3	13	3.7	15.3	16.6
	Scott	24690	601	601	100.0	0	0.0	1.5	1.7
	Sherburne	24700	498	498	100.0	0	0.0	2.4	2.6
	Sibley	24710	167	167	100.0	0	0.0	4.8	5.2
	St. Louis	24680	919	916	99.7	3	0.3	3.4	3.7
	Stearns	24720	798	798	100.0	0	0.0	2.8	3.0
	Steele	24730	191	191	100.0	0	0.0	2.3	2.5
	Stevens	24740	199	199	100.0	0	0.0	6.3	6.8
	Swift	24750	102	102	100.0	0	0.0	5.5	5.9
	Todd	24760	286	286	100.0	0	0.0	5.8	6.3
	Traverse	24770	259	259	100.0	0	0.0	7.1	7.7
	Wabasha	24780	104	104	100.0	0	0.0	4.2	4.6
	Wadena	24790	167	167	100.0	0	0.0	4.2	4.6

Access Detail By County SSA

September 5, 2024

Created by...
UnitedHealthcare

Access Analysis
Access - Eligibles
Eligible / Provider Groups
National Proxy Census
(UnitedHealthcare Choice Plus
MNN001)
Mental Health Providers -
Optum/Medical

¹ The Access Standard is defined as
(National Proxy Census
(UnitedHealthcare Choice Plus
MNN001)) eligibles accessing:
1 (Mental Health Providers -
Optum/Medical) provider in 30 miles or
30 minutes

Census With and Without Access									
State Name	County	County SSA	Eligible	With Access ¹		Without Access ¹		Average Distance	Average Time
			#	#	%	#	%	1	1
Minnesota	Waseca	24800	106	106	100.0	0	0.0	6.1	6.6
	Washington	24810	1,030	1,030	100.0	0	0.0	1.2	1.3
	Watonwan	24820	131	131	100.0	0	0.0	5.1	5.5
	Wilkin	24830	282	282	100.0	0	0.0	10.0	10.9
	Winona	24840	247	247	100.0	0	0.0	4.0	4.3
	Wright	24850	743	743	100.0	0	0.0	2.2	2.4
	Yellow Medicine	24860	199	197	99.0	2	1.0	13.7	14.9
	Grand Totals		35,677	35,485	99.5	192	0.5	4.2	4.7

Access Detail By County SSA

September 5, 2024

Created by...
UnitedHealthcare

Access Analysis
Access - Eligibles
Eligible / Provider Groups
National Proxy Census
(UnitedHealthcare Choice Plus
MNN001)
Psychology Pediatric - Optum

¹ The Access Standard is defined as
(National Proxy Census
(UnitedHealthcare Choice Plus
MNN001)) eligibles accessing:
¹ (Psychology Pediatric - Optum)
provider in 30 miles or 30 minutes

Census With and Without Access									
State Name	County	County SSA	Eligible	With Access ¹		Without Access ¹		Average Distance	Average Time
			#	#	%	#	%	1	1
Minnesota	Aitkin	24000	287	274	95.5	13	4.5	15.5	16.9
	Anoka	24010	1,740	1,740	100.0	0	0.0	3.1	3.8
	Becker	24020	364	362	99.5	2	0.5	9.1	9.9
	Beltrami	24030	450	404	89.8	46	10.2	12.3	13.3
	Benton	24040	243	243	100.0	0	0.0	6.8	7.4
	Big Stone	24050	101	101	100.0	0	0.0	11.4	12.4
	Blue Earth	24060	347	347	100.0	0	0.0	4.7	5.1
	Brown	24070	135	135	100.0	0	0.0	6.4	6.9
	Carlton	24080	180	180	100.0	0	0.0	4.1	4.4
	Carver	24090	795	795	100.0	0	0.0	4.2	4.6
	Cass	24100	144	135	93.8	9	6.2	14.7	15.9
	Chippewa	24110	266	266	100.0	0	0.0	10.3	11.2
	Chisago	24120	271	271	100.0	0	0.0	6.6	7.2
	Clay	24130	324	319	98.5	5	1.5	7.9	8.6
	Clearwater	24140	387	387	100.0	0	0.0	10.3	11.2
	Cook	24150	212	0	0.0	212	100.0	68.4	74.6
	Cottonwood	24160	255	249	97.6	6	2.4	12.5	13.5
	Crow Wing	24170	348	348	100.0	0	0.0	9.2	10.0
	Dakota	24180	1,818	1,818	100.0	0	0.0	2.3	2.7
	Dodge	24190	218	218	100.0	0	0.0	7.5	8.1
	Douglas	24200	191	191	100.0	0	0.0	7.0	7.6
	Faribault	24210	151	151	100.0	0	0.0	10.7	11.6
	Fillmore	24220	112	104	92.9	8	7.1	20.3	22.1
	Freeborn	24230	668	668	100.0	0	0.0	6.5	7.1
	Goodhue	24240	227	227	100.0	0	0.0	11.2	12.2
	Grant	24250	127	108	85.0	19	15.0	24.1	26.3
	Hennepin	24260	5,098	5,098	100.0	0	0.0	1.2	1.8
	Houston	24270	192	192	100.0	0	0.0	6.4	6.9
	Hubbard	24280	110	110	100.0	0	0.0	10.1	11.0
	Isanti	24290	226	226	100.0	0	0.0	5.2	5.6
	Itasca	24300	216	203	94.0	13	6.0	11.6	12.6
	Jackson	24310	107	103	96.3	4	3.7	18.2	19.8
	Kanabec	24320	347	339	97.7	8	2.3	18.6	20.3
	Kandiyohi	24330	231	231	100.0	0	0.0	7.9	8.6
	Kittson	24340	356	0	0.0	356	100.0	51.5	56.4
	Koochiching	24350	219	0	0.0	219	100.0	70.3	76.7
	Lac qui Parle	24360	265	240	90.6	25	9.4	24.6	26.7
	Lake	24370	213	41	19.2	172	80.8	33.4	36.4
	Lake of the Woods	24380	339	0	0.0	339	100.0	49.2	53.6
	Le Sueur	24390	145	145	100.0	0	0.0	18.6	20.2

Access Detail By County SSA

September 5, 2024

Created by...
UnitedHealthcare

Access Analysis
Access - Eligibles
Eligible / Provider Groups
National Proxy Census
(UnitedHealthcare Choice Plus
MNN001)
Psychology Pediatric - Optum

¹ The Access Standard is defined as
(National Proxy Census
(UnitedHealthcare Choice Plus
MNN001)) eligibles accessing:
¹ (Psychology Pediatric - Optum)
provider in 30 miles or 30 minutes

Census With and Without Access									
State Name	County	County SSA	Eligible	With Access ¹		Without Access ¹		Average Distance	Average Time
			#	#	%	#	%	1	1
Minnesota	Lincoln	24400	118	0	0.0	118	100.0	56.3	61.8
	Lyon	24410	136	9	6.6	127	93.4	39.3	42.8
	Mahnomen	24430	220	131	59.5	89	40.5	27.8	30.3
	Marshall	24440	388	264	68.0	124	32.0	26.0	28.4
	Martin	24450	200	200	100.0	0	0.0	8.0	8.6
	McLeod	24420	199	199	100.0	0	0.0	9.5	10.4
	Meeker	24460	512	512	100.0	0	0.0	16.7	18.1
	Mille Lacs	24470	305	284	93.1	21	6.9	11.2	12.1
	Morrison	24480	187	187	100.0	0	0.0	10.7	11.6
	Mower	24490	458	456	99.6	2	0.4	7.5	8.1
	Murray	24500	321	74	23.1	247	76.9	35.5	38.6
	Nicollet	24510	161	161	100.0	0	0.0	7.6	8.3
	Nobles	24520	268	24	9.0	244	91.0	37.0	40.8
	Norman	24530	286	89	31.1	197	68.9	32.8	35.7
	Olmsted	24540	706	706	100.0	0	0.0	3.9	4.3
	Otter Tail	24550	302	302	100.0	0	0.0	11.1	12.1
	Pennington	24560	145	145	100.0	0	0.0	4.9	5.3
	Pine	24570	298	298	100.0	0	0.0	11.9	13.0
	Pipestone	24580	106	0	0.0	106	100.0	44.5	51.2
	Polk	24590	156	136	87.2	20	12.8	13.5	14.7
	Pope	24600	232	232	100.0	0	0.0	18.1	19.6
	Ramsey	24610	2,586	2,586	100.0	0	0.0	1.1	1.8
	Red Lake	24620	346	300	86.7	46	13.3	20.7	22.6
	Redwood	24630	335	301	89.9	34	10.1	14.7	16.0
	Renville	24640	157	157	100.0	0	0.0	18.7	20.3
	Rice	24650	308	308	100.0	0	0.0	4.6	5.0
	Rock	24660	440	323	73.4	117	26.6	28.3	33.7
	Roseau	24670	347	323	93.1	24	6.9	15.5	16.9
	Scott	24690	601	601	100.0	0	0.0	4.9	5.4
	Sherburne	24700	498	498	100.0	0	0.0	5.0	5.4
	Sibley	24710	167	167	100.0	0	0.0	21.9	23.9
	St. Louis	24680	919	889	96.7	30	3.3	7.2	7.9
	Stearns	24720	798	796	99.7	2	0.3	8.6	9.4
	Steele	24730	191	191	100.0	0	0.0	5.6	6.1
	Stevens	24740	199	67	33.7	132	66.3	29.8	32.5
	Swift	24750	102	102	100.0	0	0.0	12.3	13.4
	Todd	24760	286	286	100.0	0	0.0	9.1	9.9
	Traverse	24770	259	78	30.1	181	69.9	31.3	34.1
	Wabasha	24780	104	104	100.0	0	0.0	8.1	8.9
	Wadena	24790	167	167	100.0	0	0.0	8.5	9.2

Access Detail By County SSA

September 5, 2024

Created by...
UnitedHealthcare

Access Analysis
Access - Eligibles
Eligible / Provider Groups
National Proxy Census
(UnitedHealthcare Choice Plus
MNN001)
Psychology Pediatric - Optum

¹ The Access Standard is defined as
(National Proxy Census
(UnitedHealthcare Choice Plus
MNN001)) eligibles accessing:
1 (Psychology Pediatric - Optum)
provider in 30 miles or 30 minutes

Census With and Without Access									
State Name	County	County SSA	Eligible	With Access ¹		Without Access ¹		Average Distance	Average Time
			#	#	%	#	%	1	1
Minnesota	Waseca	24800	106	106	100.0	0	0.0	16.0	17.4
	Washington	24810	1,030	1,030	100.0	0	0.0	2.0	2.3
	Watonwan	24820	131	131	100.0	0	0.0	20.2	21.9
	Wilkin	24830	282	282	100.0	0	0.0	11.2	12.2
	Winona	24840	247	247	100.0	0	0.0	6.5	7.1
	Wright	24850	743	743	100.0	0	0.0	4.7	5.0
	Yellow Medicine	24860	199	127	63.8	72	36.2	26.4	28.7
	Grand Totals			35,677	32,288	90.5	3,389	9.5	10.5

UnitedHealthcare Choice Plus MNN001

September 5, 2024

Created by...
UnitedHealthcare

Licensed Psychologists: LP
(UnitedHealthcare Choice Plus MNN001)

Total Providers: 1,482

- ◆ Single providers (542)
- ✕ Multiple providers (486)

Access - Eligibles

Employee Group

National Proxy Census
(UnitedHealthcare Choice Plus MNN001)

Provider Group
Licensed Psychologists: LP

35,677 eligible locations

- With access (34,192)
- Without access (1,485)

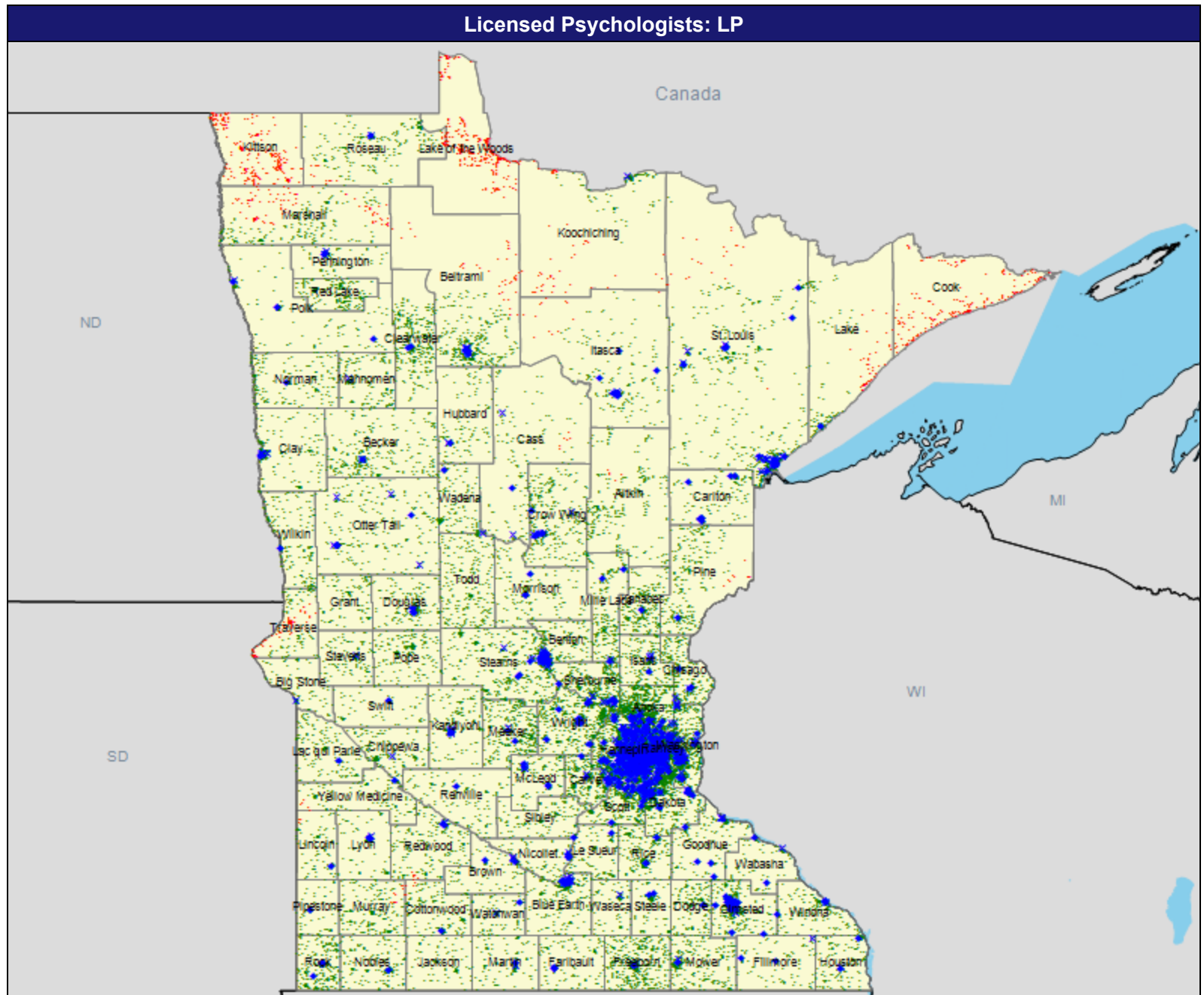
The Access Standard is defined as
(National Proxy Census
(UnitedHealthcare Choice Plus MNN001))
eligibles accessing:

- 1 (Licensed Psychologists: LP)
provider in 30 miles or 30 minutes

Service Areas

- UnitedHealthcare Choice Plus MNN001

62.78 miles



Access Detail By County SSA

September 5, 2024

Created by...
UnitedHealthcare

Access Analysis
Access - Eligibles
Eligible / Provider Groups
National Proxy Census
(UnitedHealthcare Choice Plus
MNN001)
Psychology - Optum/Medical

¹ The Access Standard is defined as
(National Proxy Census
(UnitedHealthcare Choice Plus
MNN001)) eligibles accessing:
¹ (Psychology - Optum/Medical)
provider in 30 miles or 30 minutes

Census With and Without Access									
State Name	County	County SSA	Eligible	With Access ¹		Without Access ¹		Average Distance	Average Time
			#	#	%	#	%	1	1
Minnesota	Aitkin	24000	287	282	98.3	5	1.7	18.8	20.5
	Anoka	24010	1,740	1,740	100.0	0	0.0	3.1	3.7
	Becker	24020	364	364	100.0	0	0.0	9.9	10.7
	Beltrami	24030	450	407	90.4	43	9.6	11.9	12.9
	Benton	24040	243	243	100.0	0	0.0	7.6	8.3
	Big Stone	24050	101	101	100.0	0	0.0	11.4	12.3
	Blue Earth	24060	347	347	100.0	0	0.0	5.9	6.4
	Brown	24070	135	135	100.0	0	0.0	6.1	6.6
	Carlton	24080	180	180	100.0	0	0.0	4.6	5.0
	Carver	24090	795	795	100.0	0	0.0	3.3	3.6
	Cass	24100	144	138	95.8	6	4.2	13.7	14.9
	Chippewa	24110	266	266	100.0	0	0.0	9.3	10.1
	Chisago	24120	271	271	100.0	0	0.0	5.0	5.4
	Clay	24130	324	324	100.0	0	0.0	7.1	7.8
	Clearwater	24140	387	387	100.0	0	0.0	10.4	11.3
	Cook	24150	212	0	0.0	212	100.0	68.3	74.4
	Cottonwood	24160	255	249	97.6	6	2.4	12.3	13.4
	Crow Wing	24170	348	348	100.0	0	0.0	7.8	8.4
	Dakota	24180	1,818	1,818	100.0	0	0.0	1.8	2.1
	Dodge	24190	218	218	100.0	0	0.0	7.0	7.6
	Douglas	24200	191	191	100.0	0	0.0	7.0	7.6
	Faribault	24210	151	151	100.0	0	0.0	12.8	13.9
	Fillmore	24220	112	112	100.0	0	0.0	6.8	7.3
	Freeborn	24230	668	668	100.0	0	0.0	7.3	8.0
	Goodhue	24240	227	227	100.0	0	0.0	4.4	4.8
	Grant	24250	127	127	100.0	0	0.0	22.6	24.6
	Hennepin	24260	5,098	5,098	100.0	0	0.0	1.0	1.4
	Houston	24270	192	192	100.0	0	0.0	5.8	6.2
	Hubbard	24280	110	110	100.0	0	0.0	9.7	10.5
	Isanti	24290	226	226	100.0	0	0.0	5.5	5.9
	Itasca	24300	216	203	94.0	13	6.0	10.4	11.3
	Jackson	24310	107	107	100.0	0	0.0	15.2	16.5
	Kanabec	24320	347	347	100.0	0	0.0	6.2	6.7
	Kandiyohi	24330	231	231	100.0	0	0.0	7.9	8.5
	Kittson	24340	356	0	0.0	356	100.0	51.4	56.2
	Koochiching	24350	219	160	73.1	59	26.9	17.5	19.0
	Lac qui Parle	24360	265	265	100.0	0	0.0	10.7	11.7
	Lake	24370	213	156	73.2	57	26.8	15.2	16.5
	Lake of the Woods	24380	339	0	0.0	339	100.0	48.0	52.3
	Le Sueur	24390	145	145	100.0	0	0.0	7.2	7.8

Access Detail By County SSA

September 5, 2024

Created by...
UnitedHealthcare

Access Analysis
Access - Eligibles
Eligible / Provider Groups
National Proxy Census
(UnitedHealthcare Choice Plus
MNN001)
Psychology - Optum/Medical

¹ The Access Standard is defined as
(National Proxy Census
(UnitedHealthcare Choice Plus
MNN001)) eligibles accessing:
¹ (Psychology - Optum/Medical)
provider in 30 miles or 30 minutes

Census With and Without Access									
State Name	County	County SSA	Eligible	With Access ¹		Without Access ¹		Average Distance	Average Time
			#	#	%	#	%	1	1
Minnesota	Lincoln	24400	118	115	97.5	3	2.5	14.1	15.4
	Lyon	24410	136	136	100.0	0	0.0	8.5	9.2
	Mahnomen	24430	220	220	100.0	0	0.0	10.2	11.1
	Marshall	24440	388	264	68.0	124	32.0	26.0	28.3
	Martin	24450	200	200	100.0	0	0.0	7.5	8.1
	McLeod	24420	199	199	100.0	0	0.0	5.1	5.5
	Meeker	24460	512	512	100.0	0	0.0	7.2	7.8
	Mille Lacs	24470	305	305	100.0	0	0.0	9.3	10.1
	Morrison	24480	187	187	100.0	0	0.0	8.8	9.6
	Mower	24490	458	458	100.0	0	0.0	6.4	7.0
	Murray	24500	321	302	94.1	19	5.9	23.9	26.1
	Nicollet	24510	161	161	100.0	0	0.0	4.1	4.5
	Nobles	24520	268	268	100.0	0	0.0	8.5	9.2
	Norman	24530	286	286	100.0	0	0.0	12.1	13.2
	Olmsted	24540	706	706	100.0	0	0.0	2.2	2.4
	Otter Tail	24550	302	302	100.0	0	0.0	7.9	8.6
	Pennington	24560	145	145	100.0	0	0.0	4.8	5.2
	Pine	24570	298	287	96.3	11	3.7	12.3	13.4
	Pipestone	24580	106	106	100.0	0	0.0	6.6	7.1
	Polk	24590	156	156	100.0	0	0.0	9.3	10.1
	Pope	24600	232	232	100.0	0	0.0	16.7	18.2
	Ramsey	24610	2,586	2,586	100.0	0	0.0	0.9	1.4
	Red Lake	24620	346	346	100.0	0	0.0	19.0	20.7
	Redwood	24630	335	329	98.2	6	1.8	12.6	13.7
	Renville	24640	157	157	100.0	0	0.0	10.1	11.0
	Rice	24650	308	308	100.0	0	0.0	4.6	4.9
	Rock	24660	440	440	100.0	0	0.0	5.1	5.5
	Roseau	24670	347	323	93.1	24	6.9	15.4	16.8
	Scott	24690	601	601	100.0	0	0.0	3.5	3.9
	Sherburne	24700	498	498	100.0	0	0.0	4.6	5.0
	Sibley	24710	167	167	100.0	0	0.0	14.1	15.4
	St. Louis	24680	919	897	97.6	22	2.4	6.7	7.3
	Stearns	24720	798	798	100.0	0	0.0	7.1	7.7
	Steele	24730	191	191	100.0	0	0.0	5.3	5.8
	Stevens	24740	199	199	100.0	0	0.0	6.9	7.5
	Swift	24750	102	102	100.0	0	0.0	11.1	12.0
	Todd	24760	286	286	100.0	0	0.0	17.0	18.5
	Traverse	24770	259	84	32.4	175	67.6	31.1	33.9
	Wabasha	24780	104	104	100.0	0	0.0	4.7	5.1
	Wadena	24790	167	167	100.0	0	0.0	12.0	13.0

Access Detail By County SSA

September 5, 2024

Created by...
UnitedHealthcare

Access Analysis
Access - Eligibles
Eligible / Provider Groups
National Proxy Census
(UnitedHealthcare Choice Plus
MNN001)
Psychology - Optum/Medical

¹ The Access Standard is defined as
(National Proxy Census
(UnitedHealthcare Choice Plus
MNN001)) eligibles accessing:
1 (Psychology - Optum/Medical
provider in 30 miles or 30 minutes

Census With and Without Access									
State Name	County	County SSA	Eligible	With Access ¹		Without Access ¹		Average Distance	Average Time
			#	#	%	#	%	1	1
Minnesota	Waseca	24800	106	106	100.0	0	0.0	7.2	7.8
	Washington	24810	1,030	1,030	100.0	0	0.0	2.0	2.3
	Watonwan	24820	131	131	100.0	0	0.0	5.8	6.3
	Wilkin	24830	282	282	100.0	0	0.0	10.5	11.5
	Winona	24840	247	247	100.0	0	0.0	4.8	5.2
	Wright	24850	743	743	100.0	0	0.0	3.9	4.2
	Yellow Medicine	24860	199	194	97.5	5	2.5	14.3	15.6
	Grand Totals			35,677	34,192	95.8	1,485	4.2	7.6

UnitedHealthcare Choice Plus MNN001

September 5, 2024

Created by...
UnitedHealthcare

Licensed Marriage and Family Therapists:
LMFT or LMFTA (UnitedHealthcare
Choice Plus MNN001)

Total Providers: 1,922
◆ Single facilities (656)
✕ Multiple facilities (628)

Access - Eligibles

Employee Group
National Proxy Census
(UnitedHealthcare Choice Plus
MNN001)

Provider Group
Licensed Marriage and Family
Therapists: LMFT or LMFTA

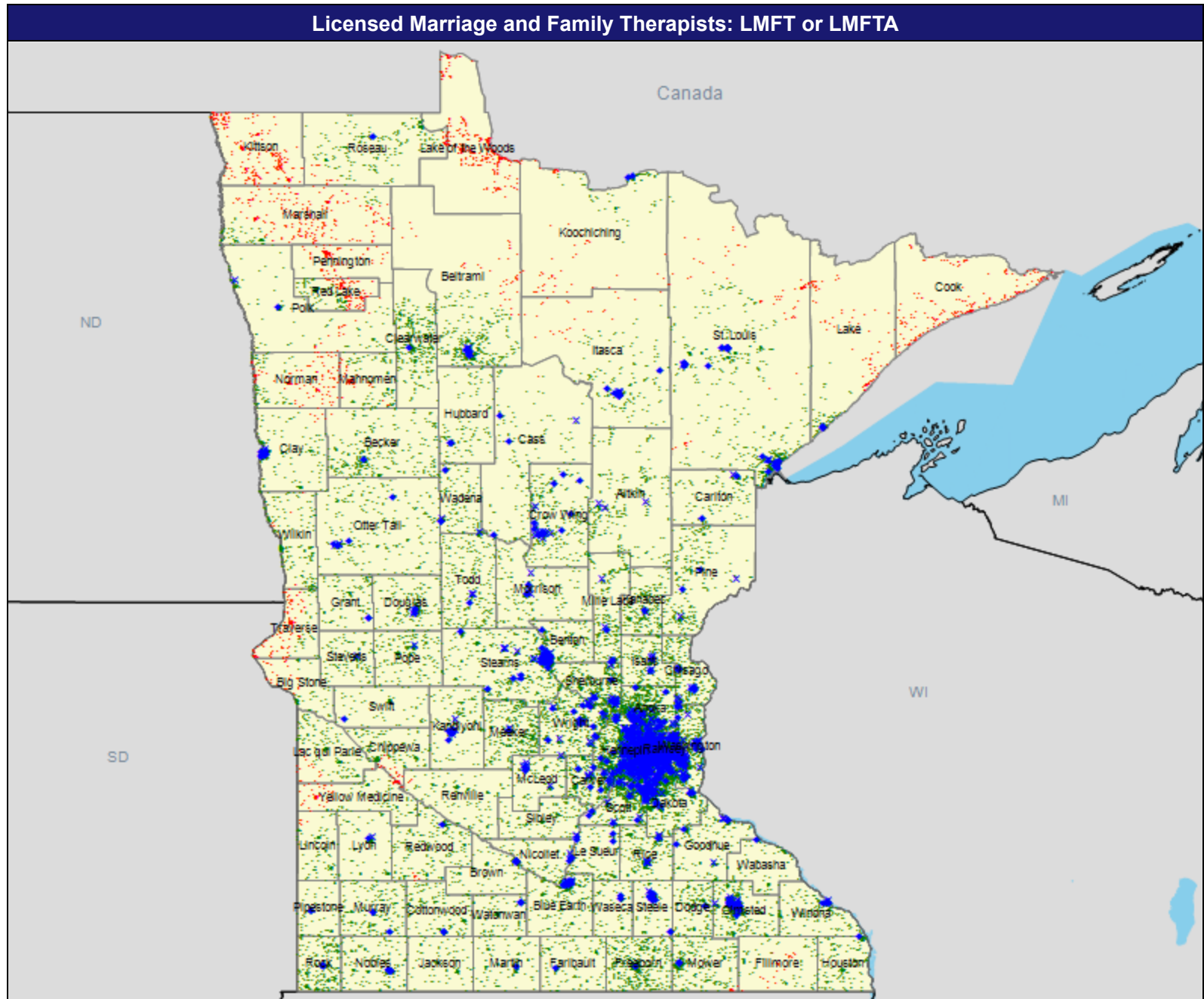
35,677 eligible locations
● With access (33,096)
● Without access (2,581)

The Access Standard is defined as
(National Proxy Census
(UnitedHealthcare Choice Plus MNN001))
eligibles accessing:

1 (Licensed Marriage and Family
Therapists: LMFT or LMFTA) facility in
30 miles or 30 minutes

Service Areas
■ UnitedHealthcare Choice Plus
MNN001

62.78 miles



Access Detail By County SSA

September 5, 2024

Created by...
UnitedHealthcare

Access Analysis
Access - Eligibles
Eligible / Provider Groups
National Proxy Census
(UnitedHealthcare Choice Plus
MNN001)
Marriage and Family Therapist -
Optum

¹ The Access Standard is defined as
(National Proxy Census
(UnitedHealthcare Choice Plus
MNN001)) eligibles accessing:
1 (Marriage and Family Therapist -
Optum) facility in 30 miles or 30
minutes

Census With and Without Access									
State Name	County	County SSA	Eligible	With Access ¹		Without Access ¹		Average Distance	Average Time
			#	#	%	#	%	1	1
Minnesota	Aitkin	24000	287	287	100.0	0	0.0	11.5	12.5
	Anoka	24010	1,740	1,740	100.0	0	0.0	1.9	2.3
	Becker	24020	364	362	99.5	2	0.5	10.4	11.3
	Beltrami	24030	450	406	90.2	44	9.8	12.1	13.2
	Benton	24040	243	243	100.0	0	0.0	5.2	5.6
	Big Stone	24050	101	72	71.3	29	28.7	26.7	29.1
	Blue Earth	24060	347	347	100.0	0	0.0	6.0	6.5
	Brown	24070	135	135	100.0	0	0.0	10.6	11.5
	Carlton	24080	180	180	100.0	0	0.0	5.9	6.4
	Carver	24090	795	795	100.0	0	0.0	2.7	3.0
	Cass	24100	144	143	99.3	1	0.7	10.6	11.5
	Chippewa	24110	266	219	82.3	47	17.7	25.9	28.2
	Chisago	24120	271	271	100.0	0	0.0	4.7	5.1
	Clay	24130	324	319	98.5	5	1.5	7.8	8.6
	Clearwater	24140	387	387	100.0	0	0.0	10.9	11.8
	Cook	24150	212	0	0.0	212	100.0	72.7	79.2
	Cottonwood	24160	255	254	99.6	1	0.4	11.2	12.2
	Crow Wing	24170	348	348	100.0	0	0.0	4.8	5.2
	Dakota	24180	1,818	1,818	100.0	0	0.0	1.6	1.9
	Dodge	24190	218	218	100.0	0	0.0	6.6	7.2
	Douglas	24200	191	191	100.0	0	0.0	6.7	7.3
	Faribault	24210	151	151	100.0	0	0.0	13.1	14.3
	Fillmore	24220	112	86	76.8	26	23.2	25.2	27.4
	Freeborn	24230	668	668	100.0	0	0.0	7.1	7.8
	Goodhue	24240	227	227	100.0	0	0.0	4.7	5.0
	Grant	24250	127	127	100.0	0	0.0	15.0	16.3
	Hennepin	24260	5,098	5,098	100.0	0	0.0	1.0	1.4
	Houston	24270	192	192	100.0	0	0.0	14.1	15.3
	Hubbard	24280	110	110	100.0	0	0.0	9.3	10.1
	Isanti	24290	226	226	100.0	0	0.0	4.6	5.0
	Itasca	24300	216	189	87.5	27	12.5	13.1	14.2
	Jackson	24310	107	107	100.0	0	0.0	14.9	16.2
	Kanabec	24320	347	347	100.0	0	0.0	5.9	6.4
	Kandiyohi	24330	231	231	100.0	0	0.0	5.5	6.0
	Kittson	24340	356	0	0.0	356	100.0	52.0	56.9
	Koochiching	24350	219	160	73.1	59	26.9	17.2	18.7
	Lac qui Parle	24360	265	248	93.6	17	6.4	21.4	23.4
	Lake	24370	213	119	55.9	94	44.1	21.9	23.9
	Lake of the Woods	24380	339	0	0.0	339	100.0	48.0	52.4
	Le Sueur	24390	145	145	100.0	0	0.0	6.2	6.7

Access Detail By County SSA

September 5, 2024

Created by...
UnitedHealthcare

Access Analysis
Access - Eligibles
Eligible / Provider Groups
National Proxy Census
(UnitedHealthcare Choice Plus
MNN001)
Marriage and Family Therapist -
Optum

¹ The Access Standard is defined as
(National Proxy Census
(UnitedHealthcare Choice Plus
MNN001)) eligibles accessing:
1 (Marriage and Family Therapist -
Optum) facility in 30 miles or 30
minutes

Census With and Without Access									
State Name	County	County SSA	Eligible	With Access ¹		Without Access ¹		Average Distance	Average Time
			#	#	%	#	%	1	1
Minnesota	Lincoln	24400	118	113	95.8	5	4.2	23.7	25.8
	Lyon	24410	136	136	100.0	0	0.0	9.0	9.8
	Mahnomen	24430	220	128	58.2	92	41.8	28.6	31.2
	Marshall	24440	388	117	30.2	271	69.8	35.3	38.4
	Martin	24450	200	200	100.0	0	0.0	8.1	8.8
	McLeod	24420	199	199	100.0	0	0.0	3.9	4.2
	Meeker	24460	512	512	100.0	0	0.0	7.2	7.8
	Mille Lacs	24470	305	305	100.0	0	0.0	6.0	6.6
	Morrison	24480	187	187	100.0	0	0.0	7.7	8.4
	Mower	24490	458	450	98.3	8	1.7	7.8	8.4
	Murray	24500	321	321	100.0	0	0.0	7.7	8.3
	Nicollet	24510	161	161	100.0	0	0.0	4.5	4.9
	Nobles	24520	268	268	100.0	0	0.0	7.5	8.1
	Norman	24530	286	89	31.1	197	68.9	32.9	36.0
	Olmsted	24540	706	706	100.0	0	0.0	3.4	3.7
	Otter Tail	24550	302	302	100.0	0	0.0	10.4	11.3
	Pennington	24560	145	2	1.4	143	98.6	40.1	43.7
	Pine	24570	298	298	100.0	0	0.0	7.2	7.8
	Pipestone	24580	106	106	100.0	0	0.0	7.3	7.9
	Polk	24590	156	136	87.2	20	12.8	13.6	14.8
	Pope	24600	232	232	100.0	0	0.0	8.1	8.8
	Ramsey	24610	2,586	2,586	100.0	0	0.0	0.7	1.0
	Red Lake	24620	346	208	60.1	138	39.9	27.7	30.1
	Redwood	24630	335	329	98.2	6	1.8	13.1	14.3
	Renville	24640	157	154	98.1	3	1.9	19.8	21.6
	Rice	24650	308	308	100.0	0	0.0	4.0	4.3
	Rock	24660	440	440	100.0	0	0.0	6.5	7.1
	Roseau	24670	347	323	93.1	24	6.9	15.6	16.9
	Scott	24690	601	601	100.0	0	0.0	2.0	2.2
	Sherburne	24700	498	498	100.0	0	0.0	3.9	4.2
	Sibley	24710	167	167	100.0	0	0.0	13.3	14.5
	St. Louis	24680	919	831	90.4	88	9.6	10.0	11.1
	Stearns	24720	798	798	100.0	0	0.0	3.9	4.2
	Steele	24730	191	191	100.0	0	0.0	2.8	3.0
	Stevens	24740	199	199	100.0	0	0.0	6.8	7.4
	Swift	24750	102	102	100.0	0	0.0	16.1	17.6
	Todd	24760	286	286	100.0	0	0.0	8.3	9.0
	Traverse	24770	259	41	15.8	218	84.2	35.0	38.1
	Wabasha	24780	104	104	100.0	0	0.0	10.2	11.1
	Wadena	24790	167	167	100.0	0	0.0	6.0	6.5

Access Detail By County SSA

September 5, 2024

Created by...
UnitedHealthcare

Access Analysis
Access - Eligibles
Eligible / Provider Groups
National Proxy Census
(UnitedHealthcare Choice Plus
MNN001)
Marriage and Family Therapist -
Optum

¹ The Access Standard is defined as
(National Proxy Census
(UnitedHealthcare Choice Plus
MNN001)) eligibles accessing:
1 (Marriage and Family Therapist -
Optum) facility in 30 miles or 30
minutes

Census With and Without Access									
State Name	County	County SSA	Eligible	With Access ¹		Without Access ¹		Average Distance	Average Time
			#	#	%	#	%	1	1
Minnesota	Waseca	24800	106	106	100.0	0	0.0	7.0	7.6
	Washington	24810	1,030	1,030	100.0	0	0.0	1.6	1.8
	Watonwan	24820	131	131	100.0	0	0.0	13.2	14.4
	Wilkin	24830	282	275	97.5	7	2.5	22.7	24.7
	Winona	24840	247	247	100.0	0	0.0	7.4	8.0
	Wright	24850	743	743	100.0	0	0.0	2.8	3.1
	Yellow Medicine	24860	199	97	48.7	102	51.3	29.0	31.6
	Grand Totals		35,677	33,096	92.8	2,581	7.2	8.5	9.3

Access Detail By County SSA

September 5, 2024

Created by...
UnitedHealthcare

Access Analysis
Access - Eligibles
Eligible / Provider Groups
National Proxy Census
(UnitedHealthcare Choice Plus
MNN001)
Licensed Professional Counselor -
Optum/Medical

¹ The Access Standard is defined as
(National Proxy Census
(UnitedHealthcare Choice Plus
MNN001)) eligibles accessing:
¹ (Licensed Professional Counselor -
Optum/Medical) facility in 30 miles or
30 minutes

Census With and Without Access									
State Name	County	County SSA	Eligible	With Access ¹		Without Access ¹		Average Distance	Average Time
			#	#	%	#	%	1	1
Minnesota	Aitkin	24000	287	287	100.0	0	0.0	12.0	13.0
	Anoka	24010	1,740	1,740	100.0	0	0.0	1.9	2.3
	Becker	24020	364	364	100.0	0	0.0	9.4	10.2
	Beltrami	24030	450	420	93.3	30	6.7	9.6	10.4
	Benton	24040	243	243	100.0	0	0.0	4.1	4.4
	Big Stone	24050	101	101	100.0	0	0.0	10.7	11.7
	Blue Earth	24060	347	347	100.0	0	0.0	4.5	4.9
	Brown	24070	135	135	100.0	0	0.0	5.7	6.2
	Carlton	24080	180	180	100.0	0	0.0	4.6	4.9
	Carver	24090	795	795	100.0	0	0.0	3.5	3.9
	Cass	24100	144	131	91.0	13	9.0	18.5	20.1
	Chippewa	24110	266	266	100.0	0	0.0	5.1	5.5
	Chisago	24120	271	271	100.0	0	0.0	4.6	5.0
	Clay	24130	324	324	100.0	0	0.0	4.7	5.2
	Clearwater	24140	387	387	100.0	0	0.0	10.4	11.3
	Cook	24150	212	160	75.5	52	24.5	20.1	21.9
	Cottonwood	24160	255	255	100.0	0	0.0	10.7	11.7
	Crow Wing	24170	348	348	100.0	0	0.0	4.9	5.3
	Dakota	24180	1,818	1,818	100.0	0	0.0	1.5	1.8
	Dodge	24190	218	218	100.0	0	0.0	5.9	6.4
	Douglas	24200	191	191	100.0	0	0.0	5.8	6.3
	Faribault	24210	151	151	100.0	0	0.0	6.2	6.7
	Fillmore	24220	112	112	100.0	0	0.0	8.7	9.4
	Freeborn	24230	668	668	100.0	0	0.0	6.6	7.2
	Goodhue	24240	227	227	100.0	0	0.0	7.9	8.6
	Grant	24250	127	127	100.0	0	0.0	11.2	12.1
	Hennepin	24260	5,098	5,098	100.0	0	0.0	1.0	1.4
	Houston	24270	192	192	100.0	0	0.0	5.7	6.1
	Hubbard	24280	110	110	100.0	0	0.0	10.0	10.9
	Isanti	24290	226	226	100.0	0	0.0	4.7	5.0
	Itasca	24300	216	200	92.6	16	7.4	11.0	12.0
	Jackson	24310	107	107	100.0	0	0.0	8.5	9.2
	Kanabec	24320	347	347	100.0	0	0.0	5.5	5.9
	Kandiyohi	24330	231	231	100.0	0	0.0	5.6	6.0
	Kittson	24340	356	68	19.1	288	80.9	36.8	40.2
	Koochiching	24350	219	160	73.1	59	26.9	16.5	17.9
	Lac qui Parle	24360	265	265	100.0	0	0.0	5.8	6.2
	Lake	24370	213	207	97.2	6	2.8	7.5	8.1
	Lake of the Woods	24380	339	0	0.0	339	100.0	48.0	52.4
	Le Sueur	24390	145	145	100.0	0	0.0	7.8	8.4

Access Detail By County SSA

September 5, 2024

Created by...
UnitedHealthcare

Access Analysis
Access - Eligibles
Eligible / Provider Groups
National Proxy Census
(UnitedHealthcare Choice Plus
MNN001)
Licensed Professional Counselor -
Optum/Medical

¹ The Access Standard is defined as
(National Proxy Census
(UnitedHealthcare Choice Plus
MNN001)) eligibles accessing:
1 (Licensed Professional Counselor -
Optum/Medical) facility in 30 miles or
30 minutes

Census With and Without Access									
State Name	County	County SSA	Eligible	With Access ¹		Without Access ¹		Average Distance	Average Time
			#	#	%	#	%	1	1
Minnesota	Lincoln	24400	118	113	95.8	5	4.2	23.6	25.7
	Lyon	24410	136	136	100.0	0	0.0	7.3	8.0
	Mahnomen	24430	220	220	100.0	0	0.0	10.4	11.3
	Marshall	24440	388	264	68.0	124	32.0	25.8	28.1
	Martin	24450	200	200	100.0	0	0.0	7.0	7.6
	McLeod	24420	199	199	100.0	0	0.0	4.4	4.8
	Meeker	24460	512	512	100.0	0	0.0	6.2	6.7
	Mille Lacs	24470	305	305	100.0	0	0.0	5.1	5.5
	Morrison	24480	187	187	100.0	0	0.0	7.3	7.9
	Mower	24490	458	458	100.0	0	0.0	4.5	4.9
	Murray	24500	321	321	100.0	0	0.0	9.7	10.5
	Nicollet	24510	161	161	100.0	0	0.0	3.6	3.9
	Nobles	24520	268	268	100.0	0	0.0	8.2	8.9
	Norman	24530	286	257	89.9	29	10.1	23.3	25.3
	Olmsted	24540	706	706	100.0	0	0.0	2.7	3.0
	Otter Tail	24550	302	302	100.0	0	0.0	7.5	8.2
	Pennington	24560	145	145	100.0	0	0.0	4.8	5.2
	Pine	24570	298	298	100.0	0	0.0	7.0	7.6
	Pipestone	24580	106	106	100.0	0	0.0	7.3	7.9
	Polk	24590	156	153	98.1	3	1.9	12.3	13.4
	Pope	24600	232	232	100.0	0	0.0	7.9	8.5
	Ramsey	24610	2,586	2,586	100.0	0	0.0	0.6	1.0
	Red Lake	24620	346	300	86.7	46	13.3	20.7	22.5
	Redwood	24630	335	335	100.0	0	0.0	9.9	10.7
	Renville	24640	157	157	100.0	0	0.0	6.8	7.4
	Rice	24650	308	308	100.0	0	0.0	4.4	4.8
	Rock	24660	440	440	100.0	0	0.0	5.9	6.4
	Roseau	24670	347	323	93.1	24	6.9	15.5	16.9
	Scott	24690	601	601	100.0	0	0.0	2.9	3.2
	Sherburne	24700	498	498	100.0	0	0.0	2.6	2.8
	Sibley	24710	167	167	100.0	0	0.0	12.5	13.6
	St. Louis	24680	919	888	96.6	31	3.4	6.0	6.6
	Stearns	24720	798	798	100.0	0	0.0	4.3	4.7
	Steele	24730	191	191	100.0	0	0.0	3.7	4.0
	Stevens	24740	199	199	100.0	0	0.0	6.7	7.2
	Swift	24750	102	102	100.0	0	0.0	6.0	6.5
	Todd	24760	286	286	100.0	0	0.0	8.8	9.5
	Traverse	24770	259	95	36.7	164	63.3	29.7	32.3
	Wabasha	24780	104	104	100.0	0	0.0	8.1	8.8
	Wadena	24790	167	167	100.0	0	0.0	6.1	6.6

Access Detail By County SSA

September 5, 2024

Created by...
UnitedHealthcare

Access Analysis
Access - Eligibles
Eligible / Provider Groups
National Proxy Census
(UnitedHealthcare Choice Plus
MNN001)
Licensed Professional Counselor -
Optum/Medical

¹ The Access Standard is defined as
(National Proxy Census
(UnitedHealthcare Choice Plus
MNN001)) eligibles accessing:
1 (Licensed Professional Counselor -
Optum/Medical) facility in 30 miles or
30 minutes

Census With and Without Access									
State Name	County	County SSA	Eligible	With Access ¹		Without Access ¹		Average Distance	Average Time
			#	#	%	#	%	1	1
Minnesota	Waseca	24800	106	106	100.0	0	0.0	6.3	6.8
	Washington	24810	1,030	1,030	100.0	0	0.0	1.4	1.6
	Watonwan	24820	131	131	100.0	0	0.0	5.6	6.1
	Wilkin	24830	282	282	100.0	0	0.0	10.1	11.0
	Winona	24840	247	247	100.0	0	0.0	4.2	4.6
	Wright	24850	743	743	100.0	0	0.0	3.5	3.8
	Yellow Medicine	24860	199	197	99.0	2	1.0	14.2	15.4
	Grand Totals		35,677	34,446	96.5	1,231	3.5	6.2	6.9

UnitedHealthcare Choice Plus MNN001

September 5, 2024

Created by...
UnitedHealthcare

Licensed Social Workers: LICSW, LCSW, or LISW (UnitedHealthcare Choice Plus MNN001)

Total Providers: 3,587
◆ Single providers (876)
✕ Multiple providers (1,002)

Access - Eligibles

Employee Group
National Proxy Census
(UnitedHealthcare Choice Plus MNN001)

Provider Group
Licensed Social Workers: LICSW, LCSW, or LISW

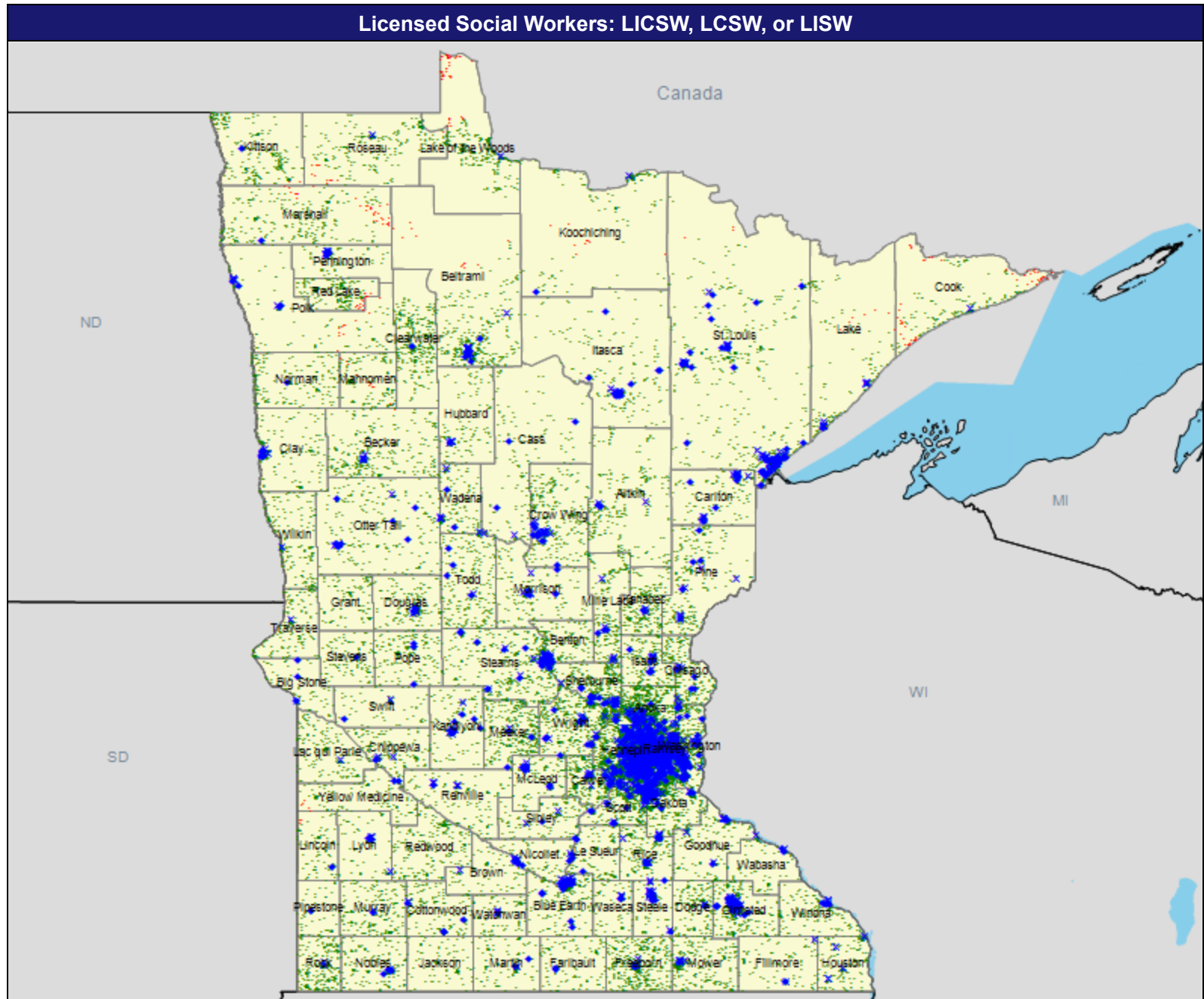
35,677 eligible locations
● With access (35,405)
● Without access (272)

The Access Standard is defined as (National Proxy Census (UnitedHealthcare Choice Plus MNN001)) eligibles accessing:

1 (Licensed Social Workers: LICSW, LCSW, or LISW) provider in 30 miles or 30 minutes

Service Areas
■ UnitedHealthcare Choice Plus MNN001

62.78 miles



Access Detail By County SSA

September 5, 2024

Created by...
UnitedHealthcare

Access Analysis
Access - Eligibles
Eligible / Provider Groups
National Proxy Census
(UnitedHealthcare Choice Plus
MNN001)
Social Worker - Optum

¹ The Access Standard is defined as
(National Proxy Census
(UnitedHealthcare Choice Plus
MNN001)) eligibles accessing:
¹ (Social Worker - Optum) provider in
30 miles or 30 minutes

Census With and Without Access									
State Name	County	County SSA	Eligible	With Access ¹		Without Access ¹		Average Distance	Average Time
			#	#	%	#	%	1	1
Minnesota	Aitkin	24000	287	287	100.0	0	0.0	11.3	12.3
	Anoka	24010	1,740	1,740	100.0	0	0.0	2.1	2.5
	Becker	24020	364	363	99.7	1	0.3	9.6	10.5
	Beltrami	24030	450	438	97.3	12	2.7	7.8	8.5
	Benton	24040	243	243	100.0	0	0.0	5.8	6.3
	Big Stone	24050	101	101	100.0	0	0.0	5.6	6.1
	Blue Earth	24060	347	347	100.0	0	0.0	3.2	3.5
	Brown	24070	135	135	100.0	0	0.0	6.0	6.5
	Carlton	24080	180	180	100.0	0	0.0	3.4	3.7
	Carver	24090	795	795	100.0	0	0.0	3.0	3.3
	Cass	24100	144	144	100.0	0	0.0	11.5	12.5
	Chippewa	24110	266	266	100.0	0	0.0	5.0	5.4
	Chisago	24120	271	271	100.0	0	0.0	4.4	4.8
	Clay	24130	324	324	100.0	0	0.0	6.6	7.3
	Clearwater	24140	387	387	100.0	0	0.0	10.6	11.5
	Cook	24150	212	156	73.6	56	26.4	20.0	21.8
	Cottonwood	24160	255	255	100.0	0	0.0	4.6	5.0
	Crow Wing	24170	348	348	100.0	0	0.0	9.9	10.8
	Dakota	24180	1,818	1,818	100.0	0	0.0	1.5	1.8
	Dodge	24190	218	218	100.0	0	0.0	6.3	6.8
	Douglas	24200	191	191	100.0	0	0.0	6.8	7.4
	Faribault	24210	151	151	100.0	0	0.0	10.7	11.7
	Fillmore	24220	112	112	100.0	0	0.0	12.3	13.4
	Freeborn	24230	668	668	100.0	0	0.0	6.2	6.7
	Goodhue	24240	227	227	100.0	0	0.0	4.8	5.2
	Grant	24250	127	127	100.0	0	0.0	20.7	22.6
	Hennepin	24260	5,098	5,098	100.0	0	0.0	1.0	1.4
	Houston	24270	192	192	100.0	0	0.0	3.8	4.1
	Hubbard	24280	110	110	100.0	0	0.0	9.5	10.3
	Isanti	24290	226	226	100.0	0	0.0	4.3	4.6
	Itasca	24300	216	216	100.0	0	0.0	7.7	8.4
	Jackson	24310	107	107	100.0	0	0.0	14.6	15.9
	Kanabec	24320	347	347	100.0	0	0.0	5.7	6.2
	Kandiyohi	24330	231	231	100.0	0	0.0	3.5	3.8
	Kittson	24340	356	349	98.0	7	2.0	16.0	17.5
	Koochiching	24350	219	208	95.0	11	5.0	11.1	12.1
	Lac qui Parle	24360	265	265	100.0	0	0.0	10.3	11.2
	Lake	24370	213	207	97.2	6	2.8	7.4	8.0
	Lake of the Woods	24380	339	288	85.0	51	15.0	17.4	18.9
	Le Sueur	24390	145	145	100.0	0	0.0	6.6	7.1

Access Detail By County SSA

September 5, 2024

Created by...
UnitedHealthcare

Access Analysis
Access - Eligibles
Eligible / Provider Groups
National Proxy Census
(UnitedHealthcare Choice Plus
MNN001)
Social Worker - Optum

¹ The Access Standard is defined as
(National Proxy Census
(UnitedHealthcare Choice Plus
MNN001)) eligibles accessing:
¹ (Social Worker - Optum) provider in
30 miles or 30 minutes

Census With and Without Access									
State Name	County	County SSA	Eligible	With Access ¹		Without Access ¹		Average Distance	Average Time
			#	#	%	#	%	1	1
Minnesota	Lincoln	24400	118	115	97.5	3	2.5	14.1	15.3
	Lyon	24410	136	136	100.0	0	0.0	5.6	6.0
	Mahnomen	24430	220	208	94.5	12	5.5	25.9	28.2
	Marshall	24440	388	345	88.9	43	11.1	17.1	18.6
	Martin	24450	200	200	100.0	0	0.0	6.8	7.4
	McLeod	24420	199	199	100.0	0	0.0	3.7	3.9
	Meeker	24460	512	512	100.0	0	0.0	5.4	5.9
	Mille Lacs	24470	305	305	100.0	0	0.0	5.7	6.2
	Morrison	24480	187	187	100.0	0	0.0	6.3	6.8
	Mower	24490	458	458	100.0	0	0.0	6.4	6.9
	Murray	24500	321	321	100.0	0	0.0	8.6	9.3
	Nicollet	24510	161	161	100.0	0	0.0	3.3	3.6
	Nobles	24520	268	268	100.0	0	0.0	7.3	8.0
	Norman	24530	286	286	100.0	0	0.0	13.1	14.2
	Olmsted	24540	706	706	100.0	0	0.0	2.8	3.1
	Otter Tail	24550	302	302	100.0	0	0.0	6.5	7.1
	Pennington	24560	145	145	100.0	0	0.0	4.4	4.8
	Pine	24570	298	298	100.0	0	0.0	5.5	5.9
	Pipestone	24580	106	106	100.0	0	0.0	6.6	7.1
	Polk	24590	156	144	92.3	12	7.7	12.7	13.8
	Pope	24600	232	232	100.0	0	0.0	7.1	7.7
	Ramsey	24610	2,586	2,586	100.0	0	0.0	0.6	1.0
	Red Lake	24620	346	309	89.3	37	10.7	20.1	21.9
	Redwood	24630	335	335	100.0	0	0.0	16.3	17.7
	Renville	24640	157	157	100.0	0	0.0	9.4	10.2
	Rice	24650	308	308	100.0	0	0.0	3.5	3.8
	Rock	24660	440	440	100.0	0	0.0	5.6	6.0
	Roseau	24670	347	334	96.3	13	3.7	15.4	16.8
	Scott	24690	601	601	100.0	0	0.0	1.9	2.1
	Sherburne	24700	498	498	100.0	0	0.0	3.7	4.0
	Sibley	24710	167	167	100.0	0	0.0	5.0	5.4
	St. Louis	24680	919	916	99.7	3	0.3	4.3	4.7
	Stearns	24720	798	798	100.0	0	0.0	3.6	3.9
	Steele	24730	191	191	100.0	0	0.0	2.4	2.6
	Stevens	24740	199	199	100.0	0	0.0	6.6	7.1
	Swift	24750	102	102	100.0	0	0.0	5.5	5.9
	Todd	24760	286	286	100.0	0	0.0	6.5	7.0
	Traverse	24770	259	259	100.0	0	0.0	7.3	7.9
	Wabasha	24780	104	104	100.0	0	0.0	8.5	9.2
	Wadena	24790	167	167	100.0	0	0.0	4.3	4.7

Access Detail By County SSA

September 5, 2024

Created by...
UnitedHealthcare

Access Analysis
Access - Eligibles
Eligible / Provider Groups
National Proxy Census
(UnitedHealthcare Choice Plus
MNN001)
Social Worker - Optum

¹ The Access Standard is defined as
(National Proxy Census
(UnitedHealthcare Choice Plus
MNN001)) eligibles accessing:
1 (Social Worker - Optum) provider in
30 miles or 30 minutes

Census With and Without Access									
State Name	County	County SSA	Eligible	With Access ¹		Without Access ¹		Average Distance	Average Time
			#	#	%	#	%	1	1
Minnesota	Waseca	24800	106	106	100.0	0	0.0	6.4	7.0
	Washington	24810	1,030	1,030	100.0	0	0.0	1.4	1.6
	Watonwan	24820	131	131	100.0	0	0.0	7.5	8.2
	Wilkin	24830	282	282	100.0	0	0.0	10.4	11.4
	Winona	24840	247	247	100.0	0	0.0	6.4	7.0
	Wright	24850	743	743	100.0	0	0.0	3.0	3.3
	Yellow Medicine	24860	199	194	97.5	5	2.5	14.1	15.3
	Grand Totals		35,677	35,405	99.2	272	0.8	5.3	5.9

UnitedHealthcare Choice Plus MNN001

September 5, 2024

Created by...
UnitedHealthcare

Mental Health Provider (UnitedHealthcare Choice Plus MNN001)

Total Providers: 7,554
◆ Single providers (1,131)
✕ Multiple providers (1,643)

Access - Eligibles

Employee Group
National Proxy Census
(UnitedHealthcare Choice Plus MNN001)

Provider Group
Mental Health Provider

35,677 eligible locations
● With access (35,470)
● Without access (207)

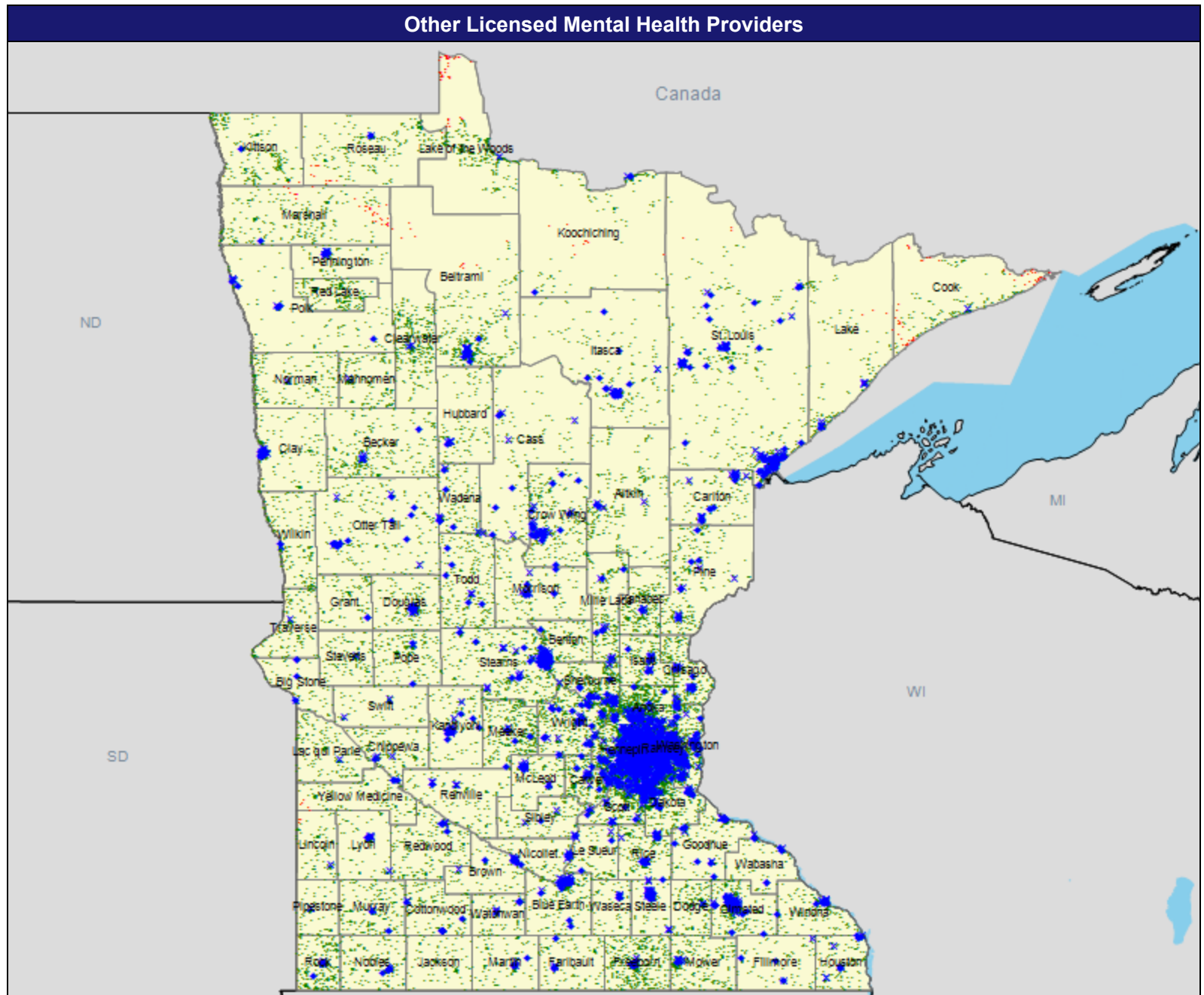
The Access Standard is defined as
(National Proxy Census
(UnitedHealthcare Choice Plus MNN001))
eligibles accessing:

1 (Mental Health Provider) provider in
30 miles or 30 minutes

Service Areas

UnitedHealthcare Choice Plus MNN001

62.78 miles



Access Detail By County SSA

September 5, 2024

Created by...
UnitedHealthcare

Access Analysis
Access - Eligibles
Eligible / Provider Groups
National Proxy Census
(UnitedHealthcare Choice Plus
MNN001)
Psychology/Master Level Therapy -
Optum/Medical

¹ The Access Standard is defined as
(National Proxy Census
(UnitedHealthcare Choice Plus
MNN001)) eligibles accessing:
¹ (Psychology/Master Level Therapy -
Optum/Medical) provider in 30 miles or
30 minutes

Census With and Without Access									
State Name	County	County SSA	Eligible	With Access ¹		Without Access ¹		Average Distance	Average Time
			#	#	%	#	%	1	1
Minnesota	Aitkin	24000	287	287	100.0	0	0.0	10.1	10.9
	Anoka	24010	1,740	1,740	100.0	0	0.0	1.6	1.9
	Becker	24020	364	364	100.0	0	0.0	8.3	9.1
	Beltrami	24030	450	438	97.3	12	2.7	7.7	8.4
	Benton	24040	243	243	100.0	0	0.0	4.6	5.0
	Big Stone	24050	101	101	100.0	0	0.0	5.6	6.0
	Blue Earth	24060	347	347	100.0	0	0.0	3.1	3.3
	Brown	24070	135	135	100.0	0	0.0	3.5	3.7
	Carlton	24080	180	180	100.0	0	0.0	3.3	3.6
	Carver	24090	795	795	100.0	0	0.0	2.2	2.4
	Cass	24100	144	144	100.0	0	0.0	8.5	9.3
	Chippewa	24110	266	266	100.0	0	0.0	4.9	5.3
	Chisago	24120	271	271	100.0	0	0.0	4.2	4.6
	Clay	24130	324	324	100.0	0	0.0	6.5	7.1
	Clearwater	24140	387	387	100.0	0	0.0	10.3	11.2
	Cook	24150	212	156	73.6	56	26.4	20.0	21.8
	Cottonwood	24160	255	255	100.0	0	0.0	4.6	4.9
	Crow Wing	24170	348	348	100.0	0	0.0	4.3	4.7
	Dakota	24180	1,818	1,818	100.0	0	0.0	1.3	1.5
	Dodge	24190	218	218	100.0	0	0.0	6.1	6.6
	Douglas	24200	191	191	100.0	0	0.0	5.8	6.3
	Faribault	24210	151	151	100.0	0	0.0	10.0	10.9
	Fillmore	24220	112	112	100.0	0	0.0	4.9	5.3
	Freeborn	24230	668	668	100.0	0	0.0	6.0	6.6
	Goodhue	24240	227	227	100.0	0	0.0	3.6	3.9
	Grant	24250	127	127	100.0	0	0.0	14.7	16.0
	Hennepin	24260	5,098	5,098	100.0	0	0.0	0.7	1.0
	Houston	24270	192	192	100.0	0	0.0	3.5	3.8
	Hubbard	24280	110	110	100.0	0	0.0	8.6	9.3
	Isanti	24290	226	226	100.0	0	0.0	3.8	4.1
	Itasca	24300	216	216	100.0	0	0.0	7.1	7.7
	Jackson	24310	107	107	100.0	0	0.0	14.4	15.7
	Kanabec	24320	347	347	100.0	0	0.0	5.4	5.9
	Kandiyohi	24330	231	231	100.0	0	0.0	3.3	3.6
	Kittson	24340	356	349	98.0	7	2.0	16.0	17.5
	Koochiching	24350	219	208	95.0	11	5.0	10.4	11.3
	Lac qui Parle	24360	265	265	100.0	0	0.0	10.3	11.2
	Lake	24370	213	210	98.6	3	1.4	6.9	7.5
	Lake of the Woods	24380	339	288	85.0	51	15.0	17.3	18.9
	Le Sueur	24390	145	145	100.0	0	0.0	5.4	5.9

Access Detail By County SSA

September 5, 2024

Created by...
UnitedHealthcare

Access Analysis
Access - Eligibles
Eligible / Provider Groups
National Proxy Census
(UnitedHealthcare Choice Plus
MNN001)
Psychology/Master Level Therapy -
Optum/Medical

¹ The Access Standard is defined as
(National Proxy Census
(UnitedHealthcare Choice Plus
MNN001)) eligibles accessing:
1 (Psychology/Master Level Therapy -
Optum/Medical) provider in 30 miles or
30 minutes

Census With and Without Access									
State Name	County	County SSA	Eligible	With Access ¹		Without Access ¹		Average Distance	Average Time
			#	#	%	#	%	1	1
Minnesota	Lincoln	24400	118	115	97.5	3	2.5	13.9	15.1
	Lyon	24410	136	136	100.0	0	0.0	5.5	6.0
	Mahnomen	24430	220	220	100.0	0	0.0	10.0	10.9
	Marshall	24440	388	345	88.9	43	11.1	17.1	18.6
	Martin	24450	200	200	100.0	0	0.0	6.6	7.1
	McLeod	24420	199	199	100.0	0	0.0	3.6	3.9
	Meeker	24460	512	512	100.0	0	0.0	5.1	5.5
	Mille Lacs	24470	305	305	100.0	0	0.0	4.2	4.5
	Morrison	24480	187	187	100.0	0	0.0	5.8	6.3
	Mower	24490	458	458	100.0	0	0.0	5.4	5.8
	Murray	24500	321	321	100.0	0	0.0	6.3	6.8
	Nicollet	24510	161	161	100.0	0	0.0	3.2	3.5
	Nobles	24520	268	268	100.0	0	0.0	6.9	7.5
	Norman	24530	286	286	100.0	0	0.0	11.1	12.1
	Olmsted	24540	706	706	100.0	0	0.0	1.8	2.0
	Otter Tail	24550	302	302	100.0	0	0.0	5.6	6.0
	Pennington	24560	145	145	100.0	0	0.0	4.4	4.7
	Pine	24570	298	298	100.0	0	0.0	5.5	5.9
	Pipestone	24580	106	106	100.0	0	0.0	6.5	7.1
	Polk	24590	156	156	100.0	0	0.0	8.6	9.3
	Pope	24600	232	232	100.0	0	0.0	7.0	7.6
	Ramsey	24610	2,586	2,586	100.0	0	0.0	0.5	0.8
	Red Lake	24620	346	346	100.0	0	0.0	18.7	20.3
	Redwood	24630	335	335	100.0	0	0.0	8.5	9.2
	Renville	24640	157	157	100.0	0	0.0	8.1	8.8
	Rice	24650	308	308	100.0	0	0.0	3.2	3.4
	Rock	24660	440	440	100.0	0	0.0	4.9	5.3
	Roseau	24670	347	334	96.3	13	3.7	15.3	16.6
	Scott	24690	601	601	100.0	0	0.0	1.5	1.7
	Sherburne	24700	498	498	100.0	0	0.0	2.6	2.8
	Sibley	24710	167	167	100.0	0	0.0	4.9	5.3
	St. Louis	24680	919	916	99.7	3	0.3	3.7	4.0
	Stearns	24720	798	798	100.0	0	0.0	3.1	3.3
	Steele	24730	191	191	100.0	0	0.0	2.3	2.5
	Stevens	24740	199	199	100.0	0	0.0	6.5	7.0
	Swift	24750	102	102	100.0	0	0.0	5.5	5.9
	Todd	24760	286	286	100.0	0	0.0	5.6	6.0
	Traverse	24770	259	259	100.0	0	0.0	7.3	7.9
	Wabasha	24780	104	104	100.0	0	0.0	4.3	4.7
	Wadena	24790	167	167	100.0	0	0.0	4.3	4.6

Access Detail By County SSA

September 5, 2024

Created by...
UnitedHealthcare

Access Analysis
Access - Eligibles
Eligible / Provider Groups
National Proxy Census
(UnitedHealthcare Choice Plus
MNN001)
Psychology/Master Level Therapy -
Optum/Medical

¹ The Access Standard is defined as
(National Proxy Census
(UnitedHealthcare Choice Plus
MNN001)) eligibles accessing:
1 (Psychology/Master Level Therapy -
Optum/Medical) provider in 30 miles or
30 minutes

Census With and Without Access									
State Name	County	County SSA	Eligible	With Access ¹		Without Access ¹		Average Distance	Average Time
			#	#	%	#	%	1	1
Minnesota	Waseca	24800	106	106	100.0	0	0.0	6.3	6.8
	Washington	24810	1,030	1,030	100.0	0	0.0	1.3	1.5
	Watonwan	24820	131	131	100.0	0	0.0	5.1	5.5
	Wilkin	24830	282	282	100.0	0	0.0	10.2	11.1
	Winona	24840	247	247	100.0	0	0.0	3.8	4.1
	Wright	24850	743	743	100.0	0	0.0	2.3	2.5
	Yellow Medicine	24860	199	194	97.5	5	2.5	14.0	15.2
	Grand Totals		35,677	35,470	99.4	207	0.6	4.6	5.0

UnitedHealthcare Choice Plus MNN001

September 5, 2024

Created by...
UnitedHealthcare

Pediatric Primary Care Providers
(UnitedHealthcare Choice Plus MNN001)

Total Providers: 1,063

- ◆ Single providers (138)
- ✕ Multiple providers (240)

Access - Eligibles

Employee Group

National Proxy Census
(UnitedHealthcare Choice Plus MNN001)

Provider Group
Pediatric Primary Care Providers

35,677 eligible locations

- With access (32,616)
- Without access (3,061)

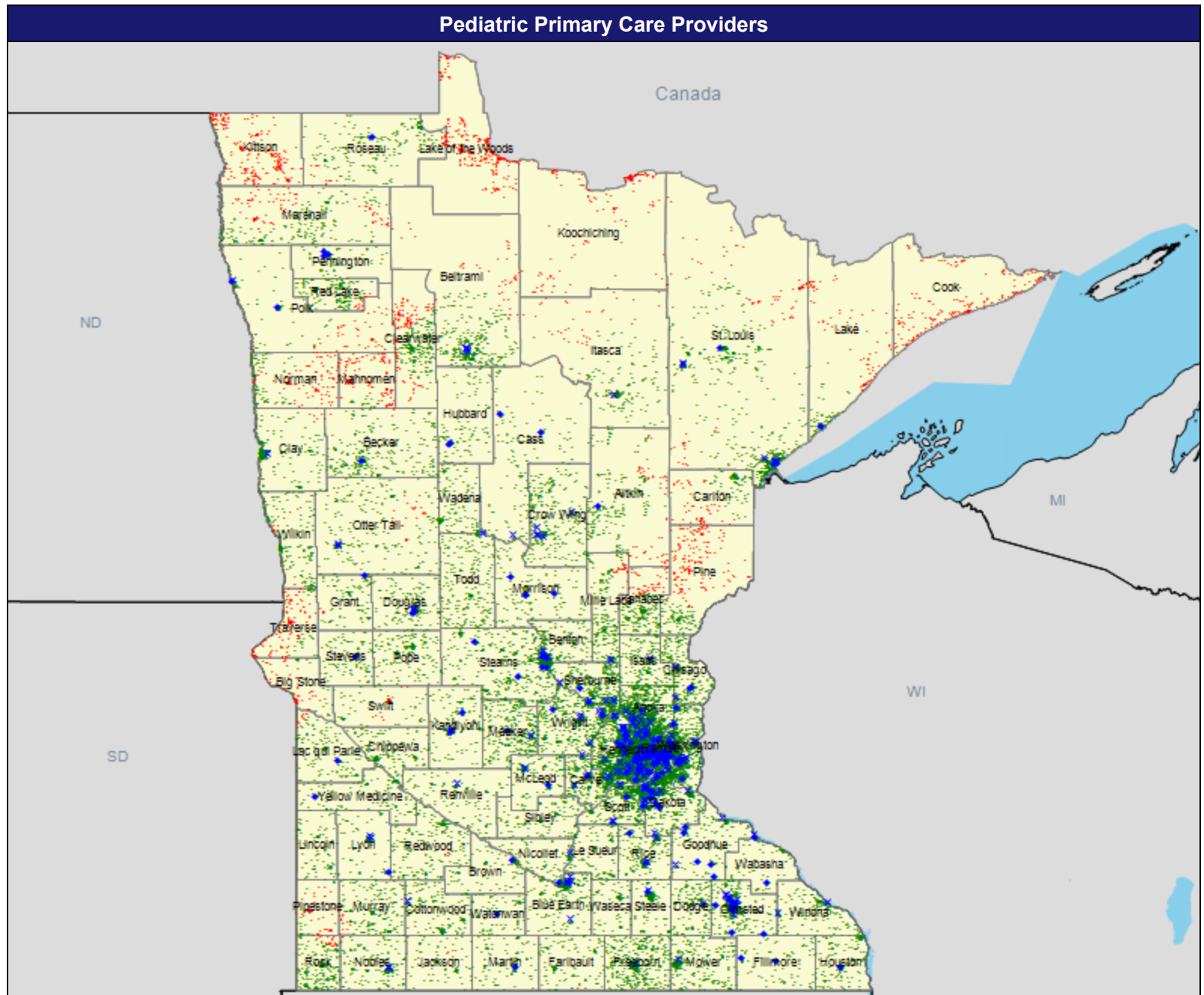
The Access Standard is defined as
(National Proxy Census
(UnitedHealthcare Choice Plus MNN001))
eligibles accessing:

- 1 (Pediatric Primary Care Providers)
provider in 30 miles or 30 minutes

Service Areas

- UnitedHealthcare Choice Plus MNN001

62.78 miles



Access Detail By County SSA

September 5, 2024

Created by...
UnitedHealthcare

Access Analysis
Access - Eligibles
Eligible / Provider Groups
National Proxy Census
(UnitedHealthcare Choice Plus
MNN001)
Primary Care - Pediatric and Nurse
Practitioner

¹ The Access Standard is defined as
(National Proxy Census
(UnitedHealthcare Choice Plus
MNN001)) eligibles accessing:
1 (Primary Care - Pediatric and Nurse
Practitioner) provider in 30 miles or 30
minutes

Census With and Without Access									
State Name	County	County SSA	Eligible	With Access ¹		Without Access ¹		Average Distance	Average Time
			#	#	%	#	%	1	1
Minnesota	Aitkin	24000	287	233	81.2	54	18.8	17.8	19.4
	Anoka	24010	1,740	1,740	100.0	0	0.0	3.4	4.2
	Becker	24020	364	358	98.4	6	1.6	11.2	12.2
	Beltrami	24030	450	404	89.8	46	10.2	12.7	13.8
	Benton	24040	243	243	100.0	0	0.0	7.9	8.7
	Big Stone	24050	101	27	26.7	74	73.3	33.7	36.8
	Blue Earth	24060	347	347	100.0	0	0.0	5.0	5.4
	Brown	24070	135	135	100.0	0	0.0	11.1	12.0
	Carlton	24080	180	125	69.4	55	30.6	24.7	26.9
	Carver	24090	795	795	100.0	0	0.0	3.1	3.5
	Cass	24100	144	144	100.0	0	0.0	13.3	14.5
	Chippewa	24110	266	266	100.0	0	0.0	21.1	23.0
	Chisago	24120	271	271	100.0	0	0.0	5.7	6.1
	Clay	24130	324	319	98.5	5	1.5	8.4	9.3
	Clearwater	24140	387	249	64.3	138	35.7	27.7	30.2
	Cook	24150	212	0	0.0	212	100.0	72.7	79.2
	Cottonwood	24160	255	255	100.0	0	0.0	17.7	19.3
	Crow Wing	24170	348	348	100.0	0	0.0	9.7	10.5
	Dakota	24180	1,818	1,818	100.0	0	0.0	2.1	2.6
	Dodge	24190	218	218	100.0	0	0.0	6.8	7.4
	Douglas	24200	191	191	100.0	0	0.0	7.0	7.6
	Faribault	24210	151	150	99.3	1	0.7	19.6	21.3
	Fillmore	24220	112	112	100.0	0	0.0	8.8	9.6
	Freeborn	24230	668	668	100.0	0	0.0	7.5	8.2
	Goodhue	24240	227	227	100.0	0	0.0	3.8	4.1
	Grant	24250	127	120	94.5	7	5.5	15.6	17.0
	Hennepin	24260	5,098	5,098	100.0	0	0.0	1.7	2.6
	Houston	24270	192	192	100.0	0	0.0	7.5	8.1
	Hubbard	24280	110	110	100.0	0	0.0	10.0	10.9
	Isanti	24290	226	226	100.0	0	0.0	6.9	7.5
	Itasca	24300	216	176	81.5	40	18.5	16.6	18.1
	Jackson	24310	107	102	95.3	5	4.7	24.3	26.5
	Kanabec	24320	347	292	84.1	55	15.9	24.4	26.6
	Kandiyohi	24330	231	231	100.0	0	0.0	5.8	6.2
	Kittson	24340	356	0	0.0	356	100.0	50.2	55.0
	Koochiching	24350	219	0	0.0	219	100.0	78.9	86.0
	Lac qui Parle	24360	265	255	96.2	10	3.8	12.4	13.4
	Lake	24370	213	119	55.9	94	44.1	22.3	24.2
	Lake of the Woods	24380	339	0	0.0	339	100.0	49.2	53.6
	Le Sueur	24390	145	145	100.0	0	0.0	10.0	10.9

Access Detail By County SSA

September 5, 2024

Created by...
UnitedHealthcare

Access Analysis
Access - Eligibles
Eligible / Provider Groups
National Proxy Census
(UnitedHealthcare Choice Plus
MNN001)
Primary Care - Pediatric and Nurse
Practitioner

¹ The Access Standard is defined as
(National Proxy Census
(UnitedHealthcare Choice Plus
MNN001)) eligibles accessing:
1 (Primary Care - Pediatric and Nurse
Practitioner) provider in 30 miles or 30
minutes

Census With and Without Access									
State Name	County	County SSA	Eligible	With Access ¹		Without Access ¹		Average Distance	Average Time
			#	#	%	#	%	1	1
Minnesota	Lincoln	24400	118	118	100.0	0	0.0	21.8	23.7
	Lyon	24410	136	136	100.0	0	0.0	6.3	6.9
	Mahnomen	24430	220	37	16.8	183	83.2	35.9	39.1
	Marshall	24440	388	265	68.3	123	31.7	25.9	28.3
	Martin	24450	200	200	100.0	0	0.0	8.2	8.9
	McLeod	24420	199	199	100.0	0	0.0	5.5	6.0
	Meeker	24460	512	512	100.0	0	0.0	6.6	7.2
	Mille Lacs	24470	305	279	91.5	26	8.5	16.5	18.0
	Morrison	24480	187	187	100.0	0	0.0	7.3	7.9
	Mower	24490	458	458	100.0	0	0.0	6.6	7.1
	Murray	24500	321	307	95.6	14	4.4	18.1	19.7
	Nicollet	24510	161	161	100.0	0	0.0	4.9	5.3
	Nobles	24520	268	265	98.9	3	1.1	9.3	10.1
	Norman	24530	286	108	37.8	178	62.2	32.7	35.6
	Olmsted	24540	706	706	100.0	0	0.0	2.3	2.6
	Otter Tail	24550	302	272	90.1	30	9.9	17.6	19.1
	Pennington	24560	145	145	100.0	0	0.0	4.5	4.9
	Pine	24570	298	117	39.3	181	60.7	36.1	39.3
	Pipestone	24580	106	16	15.1	90	84.9	34.2	37.3
	Polk	24590	156	103	66.0	53	34.0	17.7	19.3
	Pope	24600	232	231	99.6	1	0.4	17.4	18.9
	Ramsey	24610	2,586	2,586	100.0	0	0.0	1.3	2.1
	Red Lake	24620	346	321	92.8	25	7.2	20.2	22.0
	Redwood	24630	335	331	98.8	4	1.2	20.6	22.4
	Renville	24640	157	157	100.0	0	0.0	12.9	14.0
	Rice	24650	308	308	100.0	0	0.0	3.7	4.0
	Rock	24660	440	414	94.1	26	5.9	20.3	22.1
	Roseau	24670	347	323	93.1	24	6.9	15.5	16.9
	Scott	24690	601	601	100.0	0	0.0	4.4	4.9
	Sherburne	24700	498	498	100.0	0	0.0	4.6	5.0
	Sibley	24710	167	167	100.0	0	0.0	15.0	16.4
	St. Louis	24680	919	812	88.4	107	11.6	11.7	13.2
	Stearns	24720	798	798	100.0	0	0.0	6.4	7.0
	Steele	24730	191	191	100.0	0	0.0	6.5	7.1
	Stevens	24740	199	199	100.0	0	0.0	6.9	7.5
	Swift	24750	102	64	62.7	38	37.3	24.7	27.0
	Todd	24760	286	286	100.0	0	0.0	15.8	17.2
	Traverse	24770	259	33	12.7	226	87.3	36.8	40.2
	Wabasha	24780	104	104	100.0	0	0.0	8.5	9.2
	Wadena	24790	167	167	100.0	0	0.0	18.1	19.7

Access Detail By County SSA

September 5, 2024

Created by...
UnitedHealthcare

Access Analysis
Access - Eligibles
Eligible / Provider Groups
National Proxy Census
(UnitedHealthcare Choice Plus
MNN001)
Primary Care - Pediatric and Nurse
Practitioner

¹ The Access Standard is defined as
(National Proxy Census
(UnitedHealthcare Choice Plus
MNN001)) eligibles accessing:
1 (Primary Care - Pediatric and Nurse
Practitioner) provider in 30 miles or 30
minutes

Census With and Without Access									
State Name	County	County SSA	Eligible	With Access ¹		Without Access ¹		Average Distance	Average Time
			#	#	%	#	%	1	1
Minnesota	Waseca	24800	106	106	100.0	0	0.0	15.2	16.5
	Washington	24810	1,030	1,030	100.0	0	0.0	2.9	3.4
	Watonwan	24820	131	131	100.0	0	0.0	8.7	9.5
	Wilkin	24830	282	269	95.4	13	4.6	23.8	26.0
	Winona	24840	247	247	100.0	0	0.0	5.7	6.1
	Wright	24850	743	743	100.0	0	0.0	4.0	4.4
	Yellow Medicine	24860	199	199	100.0	0	0.0	17.3	18.8
	Grand Totals		35,677	32,616	91.4	3,061	8.6	10.5	11.7

UnitedHealthcare Choice Plus MNN001

September 5, 2024

Created by...
UnitedHealthcare

Allergy, Immunology and Rheumatology
(UnitedHealthcare Choice Plus MNN001)

Total Providers: 168
◆ Single providers (70)
✕ Multiple providers (83)

Access - Eligibles

Employee Group
National Proxy Census
(UnitedHealthcare Choice Plus MNN001)

Provider Group
Allergy, Immunology and Rheumatology

35,677 eligible locations
● With access (34,537)
● Without access (1,140)

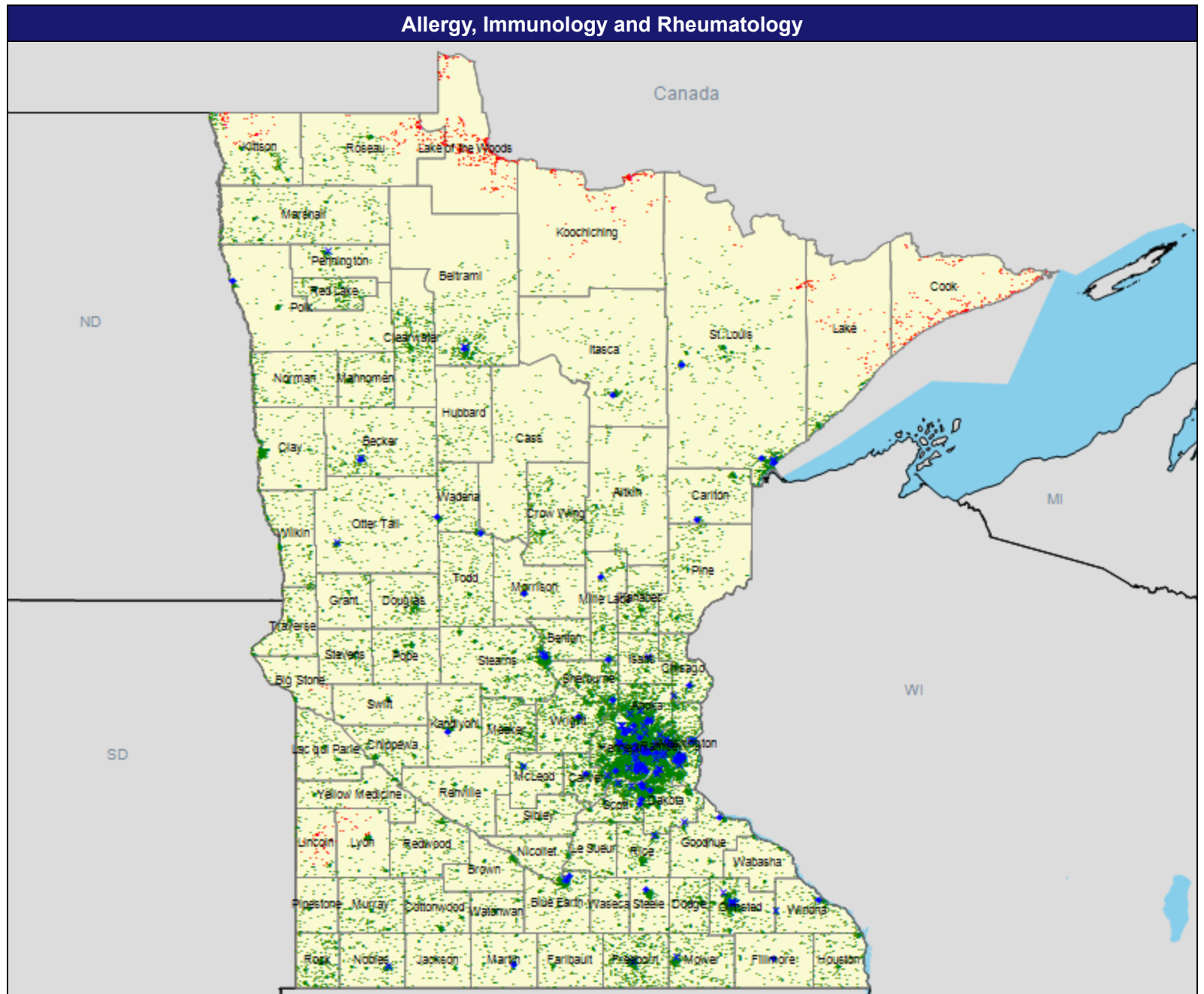
The Access Standard is defined as
(National Proxy Census
(UnitedHealthcare Choice Plus MNN001))
eligibles accessing:

1 (Allergy, Immunology and Rheumatology) provider in 60 miles or 60 minutes

Service Areas

UnitedHealthcare Choice Plus MNN001

62.78 miles



Access Detail By County SSA

September 5, 2024

Created by...
UnitedHealthcare

Access Analysis
Access - Eligibles
Eligible / Provider Groups
National Proxy Census
(UnitedHealthcare Choice Plus
MNN001)
Allergy, Immunology and
Rheumatology

¹ The Access Standard is defined as
(National Proxy Census
(UnitedHealthcare Choice Plus
MNN001)) eligibles accessing:
1 (Allergy, Immunology and
Rheumatology) provider in 60 miles or
60 minutes

Census With and Without Access									
State Name	County	County SSA	Eligible	With Access ¹		Without Access ¹		Average Distance	Average Time
			#	#	%	#	%	1	1
Minnesota	Aitkin	24000	287	287	100.0	0	0.0	29.8	32.5
	Anoka	24010	1,740	1,740	100.0	0	0.0	4.2	5.1
	Becker	24020	364	364	100.0	0	0.0	13.4	14.6
	Beltrami	24030	450	450	100.0	0	0.0	13.1	14.3
	Benton	24040	243	243	100.0	0	0.0	8.8	10.2
	Big Stone	24050	101	95	94.1	6	5.9	53.4	58.3
	Blue Earth	24060	347	347	100.0	0	0.0	7.6	8.3
	Brown	24070	135	135	100.0	0	0.0	36.3	39.5
	Carlton	24080	180	180	100.0	0	0.0	15.5	16.9
	Carver	24090	795	795	100.0	0	0.0	5.1	5.6
	Cass	24100	144	144	100.0	0	0.0	31.8	34.6
	Chippewa	24110	266	266	100.0	0	0.0	34.2	37.3
	Chisago	24120	271	271	100.0	0	0.0	8.6	9.3
	Clay	24130	324	324	100.0	0	0.0	9.6	11.0
	Clearwater	24140	387	387	100.0	0	0.0	27.8	30.2
	Cook	24150	212	0	0.0	212	100.0	92.2	100.5
	Cottonwood	24160	255	255	100.0	0	0.0	36.2	39.5
	Crow Wing	24170	348	348	100.0	0	0.0	32.2	35.1
	Dakota	24180	1,818	1,818	100.0	0	0.0	4.5	5.6
	Dodge	24190	218	218	100.0	0	0.0	15.4	17.5
	Douglas	24200	191	191	100.0	0	0.0	41.7	45.4
	Faribault	24210	151	151	100.0	0	0.0	22.2	24.2
	Fillmore	24220	112	112	100.0	0	0.0	13.2	14.4
	Freeborn	24230	668	668	100.0	0	0.0	7.5	8.2
	Goodhue	24240	227	227	100.0	0	0.0	9.6	10.7
	Grant	24250	127	127	100.0	0	0.0	27.2	29.6
	Hennepin	24260	5,098	5,098	100.0	0	0.0	2.7	4.0
	Houston	24270	192	192	100.0	0	0.0	16.1	17.5
	Hubbard	24280	110	110	100.0	0	0.0	30.0	32.7
	Isanti	24290	226	226	100.0	0	0.0	7.4	8.1
	Itasca	24300	216	216	100.0	0	0.0	16.7	18.1
	Jackson	24310	107	107	100.0	0	0.0	19.9	21.7
	Kanabec	24320	347	347	100.0	0	0.0	21.9	23.8
	Kandiyohi	24330	231	231	100.0	0	0.0	9.1	9.9
	Kittson	24340	356	273	76.7	83	23.3	55.0	60.2
	Koochiching	24350	219	29	13.2	190	86.8	80.2	87.5
	Lac qui Parle	24360	265	265	100.0	0	0.0	47.6	51.9
	Lake	24370	213	149	70.0	64	30.0	48.5	54.2
	Lake of the Woods	24380	339	0	0.0	339	100.0	85.8	93.6
	Le Sueur	24390	145	145	100.0	0	0.0	18.6	20.2

Access Detail By County SSA

September 5, 2024

Created by...
UnitedHealthcare

Access Analysis
Access - Eligibles
Eligible / Provider Groups
National Proxy Census
(UnitedHealthcare Choice Plus
MNN001)
Allergy, Immunology and
Rheumatology

¹ The Access Standard is defined as
(National Proxy Census
(UnitedHealthcare Choice Plus
MNN001)) eligibles accessing:
1 (Allergy, Immunology and
Rheumatology) provider in 60 miles or
60 minutes

Census With and Without Access									
State Name	County	County SSA	Eligible	With Access ¹		Without Access ¹		Average Distance	Average Time
			#	#	%	#	%	1	1
Minnesota	Lincoln	24400	118	66	55.9	52	44.1	59.7	66.1
	Lyon	24410	136	108	79.4	28	20.6	56.5	61.6
	Mahnomen	24430	220	220	100.0	0	0.0	35.6	38.8
	Marshall	24440	388	388	100.0	0	0.0	27.2	29.6
	Martin	24450	200	200	100.0	0	0.0	8.6	9.3
	McLeod	24420	199	199	100.0	0	0.0	10.2	11.1
	Meeker	24460	512	512	100.0	0	0.0	21.2	23.3
	Mille Lacs	24470	305	305	100.0	0	0.0	10.6	11.5
	Morrison	24480	187	187	100.0	0	0.0	10.5	11.4
	Mower	24490	458	458	100.0	0	0.0	8.4	9.1
	Murray	24500	321	321	100.0	0	0.0	30.1	32.8
	Nicollet	24510	161	161	100.0	0	0.0	12.9	14.1
	Nobles	24520	268	268	100.0	0	0.0	9.9	10.8
	Norman	24530	286	286	100.0	0	0.0	36.2	39.4
	Olmsted	24540	706	706	100.0	0	0.0	4.4	4.9
	Otter Tail	24550	302	302	100.0	0	0.0	15.1	16.4
	Pennington	24560	145	145	100.0	0	0.0	5.5	5.9
	Pine	24570	298	298	100.0	0	0.0	23.7	25.8
	Pipestone	24580	106	106	100.0	0	0.0	45.3	52.6
	Polk	24590	156	156	100.0	0	0.0	25.6	27.9
	Pope	24600	232	232	100.0	0	0.0	46.0	50.2
	Ramsey	24610	2,586	2,586	100.0	0	0.0	2.2	3.5
	Red Lake	24620	346	346	100.0	0	0.0	21.9	23.9
	Redwood	24630	335	335	100.0	0	0.0	46.3	50.4
	Renville	24640	157	157	100.0	0	0.0	28.5	31.1
	Rice	24650	308	308	100.0	0	0.0	10.3	11.1
	Rock	24660	440	440	100.0	0	0.0	29.1	32.8
	Roseau	24670	347	226	65.1	121	34.9	58.3	63.6
	Scott	24690	601	601	100.0	0	0.0	5.9	6.6
	Sherburne	24700	498	498	100.0	0	0.0	8.2	9.1
	Sibley	24710	167	167	100.0	0	0.0	24.5	26.7
	St. Louis	24680	919	876	95.3	43	4.7	16.8	18.8
	Stearns	24720	798	798	100.0	0	0.0	15.1	17.4
	Steele	24730	191	191	100.0	0	0.0	6.6	7.1
	Stevens	24740	199	199	100.0	0	0.0	50.1	54.7
	Swift	24750	102	102	100.0	0	0.0	39.0	42.4
	Todd	24760	286	286	100.0	0	0.0	21.0	22.9
	Traverse	24770	259	259	100.0	0	0.0	35.3	38.5
	Wabasha	24780	104	104	100.0	0	0.0	18.8	20.6
	Wadena	24790	167	167	100.0	0	0.0	11.5	12.5

Access Detail By County SSA

September 5, 2024

Created by...
UnitedHealthcare

Access Analysis
Access - Eligibles
Eligible / Provider Groups
National Proxy Census
(UnitedHealthcare Choice Plus
MNN001)
Allergy, Immunology and
Rheumatology

¹ The Access Standard is defined as
(National Proxy Census
(UnitedHealthcare Choice Plus
MNN001)) eligibles accessing:
1 (Allergy, Immunology and
Rheumatology) provider in 60 miles or
60 minutes

Census With and Without Access									
State Name	County	County SSA	Eligible	With Access ¹		Without Access ¹		Average Distance	Average Time
			#	#	%	#	%	1	1
Minnesota	Waseca	24800	106	106	100.0	0	0.0	16.8	18.2
	Washington	24810	1,030	1,030	100.0	0	0.0	4.0	4.8
	Watonwan	24820	131	131	100.0	0	0.0	29.6	32.2
	Wilkin	24830	282	282	100.0	0	0.0	12.3	13.5
	Winona	24840	247	247	100.0	0	0.0	5.4	5.8
	Wright	24850	743	743	100.0	0	0.0	10.3	11.4
	Yellow Medicine	24860	199	197	99.0	2	1.0	47.1	51.4
	Grand Totals			35,677	34,537	96.8	1,140	3.2	16.1

UnitedHealthcare Choice Plus MNN001

September 5, 2024

Created by...
UnitedHealthcare

Anesthesiology Physicians and Certified Registered Nurse Anesthetists
(UnitedHealthcare Choice Plus MNN001)

Total Providers: 2,022

- ◆ Single providers (94)
- ✕ Multiple providers (257)

Access - Eligibles

Employee Group
National Proxy Census
(UnitedHealthcare Choice Plus MNN001)

Provider Group
Anesthesiology Physicians and Certified Registered Nurse Anesthetists

35,677 eligible locations

- With access (35,454)
- Without access (223)

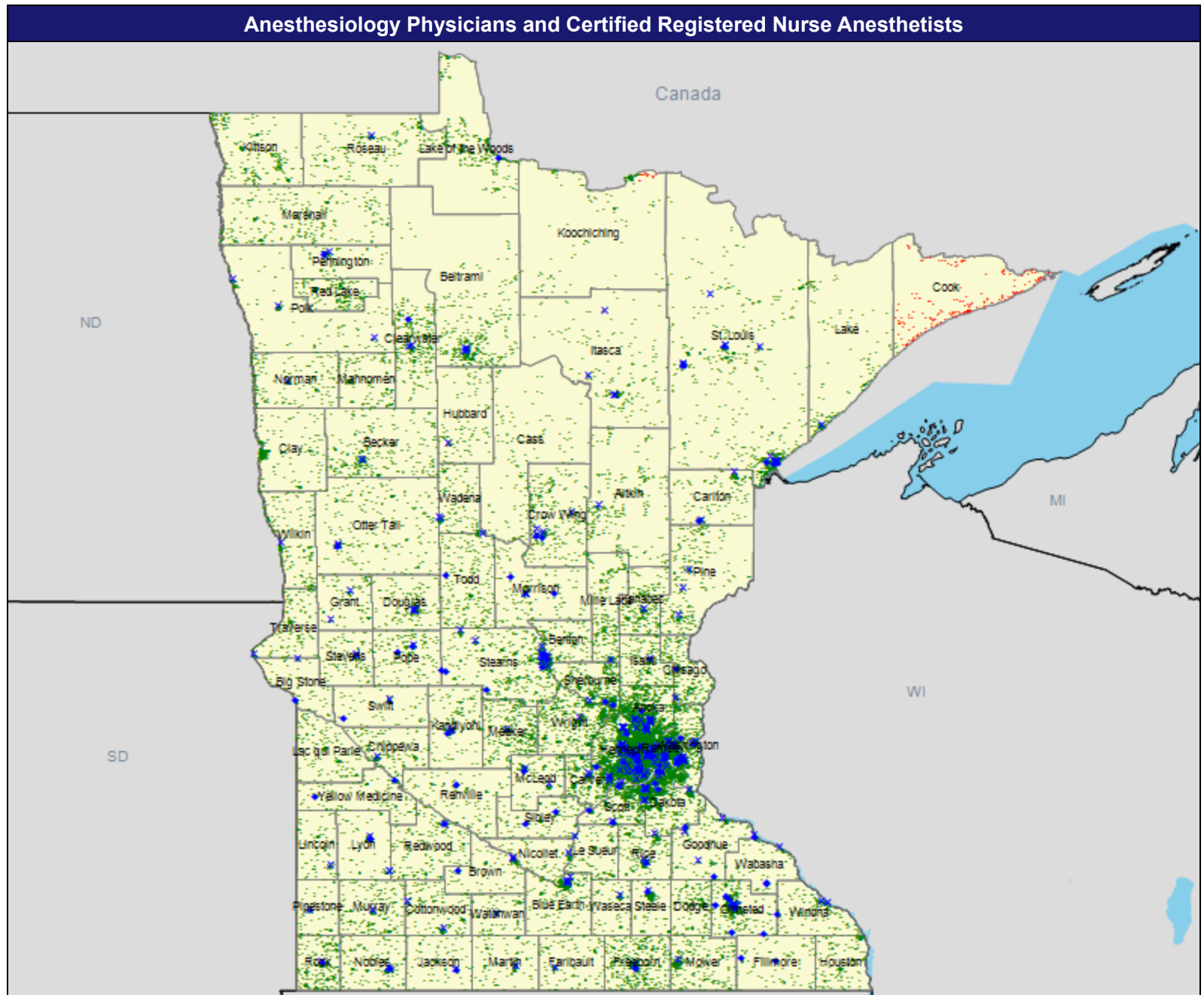
The Access Standard is defined as
(National Proxy Census
(UnitedHealthcare Choice Plus MNN001))
eligibles accessing:

- 1 (Anesthesiology Physicians and Certified Registered Nurse Anesthetists) provider in 60 miles or 60 minutes

Service Areas

- UnitedHealthcare Choice Plus MNN001

62.78 miles



Access Detail By County SSA

September 5, 2024

Created by...
UnitedHealthcare

Access Analysis
Access - Eligibles
Eligible / Provider Groups
National Proxy Census
(UnitedHealthcare Choice Plus
MNN001)
Anesthesiology/Nurse Anesthetist

¹ The Access Standard is defined as
(National Proxy Census
(UnitedHealthcare Choice Plus
MNN001)) eligibles accessing:
¹ (Anesthesiology/Nurse Anesthetist)
provider in 60 miles or 60 minutes

Census With and Without Access									
State Name	County	County SSA	Eligible	With Access ¹		Without Access ¹		Average Distance	Average Time
			#	#	%	#	%	1	1
Minnesota	Aitkin	24000	287	287	100.0	0	0.0	16.1	17.5
	Anoka	24010	1,740	1,740	100.0	0	0.0	4.0	5.0
	Becker	24020	364	364	100.0	0	0.0	11.0	11.9
	Beltrami	24030	450	450	100.0	0	0.0	12.4	13.5
	Benton	24040	243	243	100.0	0	0.0	7.6	8.3
	Big Stone	24050	101	101	100.0	0	0.0	6.2	6.8
	Blue Earth	24060	347	347	100.0	0	0.0	7.0	7.6
	Brown	24070	135	135	100.0	0	0.0	6.6	7.1
	Carlton	24080	180	180	100.0	0	0.0	6.9	7.4
	Carver	24090	795	795	100.0	0	0.0	4.6	5.1
	Cass	24100	144	144	100.0	0	0.0	24.4	26.5
	Chippewa	24110	266	266	100.0	0	0.0	6.4	6.9
	Chisago	24120	271	271	100.0	0	0.0	6.7	7.3
	Clay	24130	324	324	100.0	0	0.0	9.0	10.2
	Clearwater	24140	387	387	100.0	0	0.0	7.2	7.8
	Cook	24150	212	5	2.4	207	97.6	85.6	93.3
	Cottonwood	24160	255	255	100.0	0	0.0	6.9	7.4
	Crow Wing	24170	348	348	100.0	0	0.0	9.7	10.5
	Dakota	24180	1,818	1,818	100.0	0	0.0	3.2	3.7
	Dodge	24190	218	218	100.0	0	0.0	10.9	11.8
	Douglas	24200	191	191	100.0	0	0.0	7.2	7.9
	Faribault	24210	151	151	100.0	0	0.0	13.0	14.2
	Fillmore	24220	112	112	100.0	0	0.0	8.6	9.4
	Freeborn	24230	668	668	100.0	0	0.0	7.1	7.8
	Goodhue	24240	227	227	100.0	0	0.0	5.1	5.6
	Grant	24250	127	127	100.0	0	0.0	7.8	8.5
	Hennepin	24260	5,098	5,098	100.0	0	0.0	2.3	3.4
	Houston	24270	192	192	100.0	0	0.0	16.0	17.4
	Hubbard	24280	110	110	100.0	0	0.0	12.1	13.2
	Isanti	24290	226	226	100.0	0	0.0	7.0	7.5
	Itasca	24300	216	216	100.0	0	0.0	11.1	12.1
	Jackson	24310	107	107	100.0	0	0.0	8.5	9.2
	Kanabec	24320	347	347	100.0	0	0.0	6.4	6.9
	Kandiyohi	24330	231	231	100.0	0	0.0	6.8	7.4
	Kittson	24340	356	356	100.0	0	0.0	35.7	39.0
	Koochiching	24350	219	203	92.7	16	7.3	47.5	51.8
	Lac qui Parle	24360	265	265	100.0	0	0.0	17.2	18.7
	Lake	24370	213	213	100.0	0	0.0	20.5	22.3
	Lake of the Woods	24380	339	339	100.0	0	0.0	17.4	18.9
	Le Sueur	24390	145	145	100.0	0	0.0	8.3	9.0

Access Detail By County SSA

September 5, 2024

Created by...
UnitedHealthcare

Access Analysis
Access - Eligibles
Eligible / Provider Groups
National Proxy Census
(UnitedHealthcare Choice Plus
MNN001)
Anesthesiology/Nurse Anesthetist

¹ The Access Standard is defined as
(National Proxy Census
(UnitedHealthcare Choice Plus
MNN001)) eligibles accessing:
¹ (Anesthesiology/Nurse Anesthetist)
provider in 60 miles or 60 minutes

Census With and Without Access									
State Name	County	County SSA	Eligible	With Access ¹		Without Access ¹		Average Distance	Average Time
			#	#	%	#	%	1	1
Minnesota	Lincoln	24400	118	118	100.0	0	0.0	11.8	12.9
	Lyon	24410	136	136	100.0	0	0.0	5.7	6.2
	Mahnomen	24430	220	220	100.0	0	0.0	23.1	25.2
	Marshall	24440	388	388	100.0	0	0.0	25.1	27.3
	Martin	24450	200	200	100.0	0	0.0	7.7	8.4
	McLeod	24420	199	199	100.0	0	0.0	5.8	6.3
	Meeker	24460	512	512	100.0	0	0.0	8.7	9.4
	Mille Lacs	24470	305	305	100.0	0	0.0	15.6	17.0
	Morrison	24480	187	187	100.0	0	0.0	7.5	8.1
	Mower	24490	458	458	100.0	0	0.0	6.6	7.1
	Murray	24500	321	321	100.0	0	0.0	8.6	9.3
	Nicollet	24510	161	161	100.0	0	0.0	5.5	6.0
	Nobles	24520	268	268	100.0	0	0.0	7.8	8.4
	Norman	24530	286	286	100.0	0	0.0	13.1	14.2
	Olmsted	24540	706	706	100.0	0	0.0	2.8	3.2
	Otter Tail	24550	302	302	100.0	0	0.0	14.3	15.6
	Pennington	24560	145	145	100.0	0	0.0	4.9	5.3
	Pine	24570	298	298	100.0	0	0.0	7.4	8.0
	Pipestone	24580	106	106	100.0	0	0.0	6.6	7.2
	Polk	24590	156	156	100.0	0	0.0	9.3	10.1
	Pope	24600	232	232	100.0	0	0.0	5.7	6.2
	Ramsey	24610	2,586	2,586	100.0	0	0.0	2.1	3.3
	Red Lake	24620	346	346	100.0	0	0.0	18.8	20.4
	Redwood	24630	335	335	100.0	0	0.0	9.2	10.0
	Renville	24640	157	157	100.0	0	0.0	10.4	11.3
	Rice	24650	308	308	100.0	0	0.0	5.0	5.4
	Rock	24660	440	440	100.0	0	0.0	6.6	7.1
	Roseau	24670	347	347	100.0	0	0.0	15.4	16.8
	Scott	24690	601	601	100.0	0	0.0	4.6	5.2
	Sherburne	24700	498	498	100.0	0	0.0	6.2	6.7
	Sibley	24710	167	167	100.0	0	0.0	6.4	6.9
	St. Louis	24680	919	919	100.0	0	0.0	8.6	9.6
	Stearns	24720	798	798	100.0	0	0.0	5.6	6.2
	Steele	24730	191	191	100.0	0	0.0	6.5	7.1
	Stevens	24740	199	199	100.0	0	0.0	6.3	6.8
	Swift	24750	102	102	100.0	0	0.0	6.1	6.6
	Todd	24760	286	286	100.0	0	0.0	11.0	12.0
	Traverse	24770	259	259	100.0	0	0.0	12.7	13.8
	Wabasha	24780	104	104	100.0	0	0.0	5.1	5.5
	Wadena	24790	167	167	100.0	0	0.0	8.9	9.7

Access Detail By County SSA

September 5, 2024

Created by...
UnitedHealthcare

Access Analysis
Access - Eligibles
Eligible / Provider Groups
National Proxy Census
(UnitedHealthcare Choice Plus
MNN001)
Anesthesiology/Nurse Anesthetist

¹ The Access Standard is defined as
(National Proxy Census
(UnitedHealthcare Choice Plus
MNN001)) eligibles accessing:
1 (Anesthesiology/Nurse Anesthetist)
provider in 60 miles or 60 minutes

Census With and Without Access									
State Name	County	County SSA	Eligible	With Access ¹		Without Access ¹		Average Distance	Average Time
			#	#	%	#	%	1	1
Minnesota	Waseca	24800	106	106	100.0	0	0.0	7.2	7.9
	Washington	24810	1,030	1,030	100.0	0	0.0	3.8	4.6
	Watonwan	24820	131	131	100.0	0	0.0	8.7	9.5
	Wilkin	24830	282	282	100.0	0	0.0	11.6	12.6
	Winona	24840	247	247	100.0	0	0.0	4.8	5.2
	Wright	24850	743	743	100.0	0	0.0	8.3	9.1
	Yellow Medicine	24860	199	199	100.0	0	0.0	8.0	8.7
	Grand Totals			35,677	35,454	99.4	223	0.6	7.9

UnitedHealthcare Choice Plus MNN001

September 5, 2024

Created by...
UnitedHealthcare

Cardiac Surgery (UnitedHealthcare Choice Plus MNN001)

Total Providers: 18
◆ Single providers (8)
✕ Multiple providers (6)

Access - Eligibles

Employee Group
National Proxy Census
(UnitedHealthcare Choice Plus MNN001)

Provider Group
Cardiac Surgery

35,677 eligible locations
● With access (27,475)
● Without access (8,202)

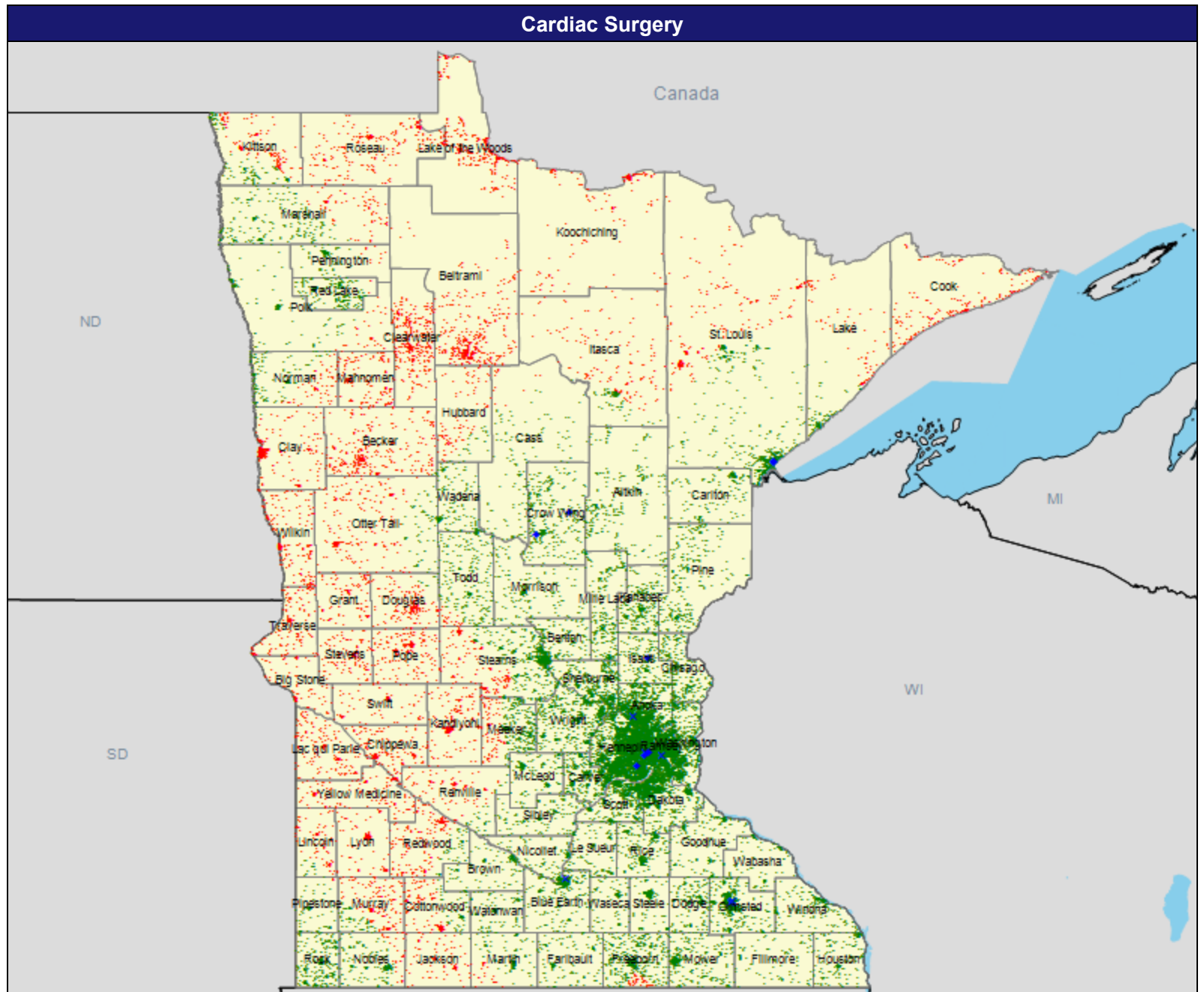
The Access Standard is defined as
(National Proxy Census
(UnitedHealthcare Choice Plus MNN001))
eligibles accessing:

1 (Cardiac Surgery) provider in 60
miles or 60 minutes

Service Areas

UnitedHealthcare Choice Plus MNN001

62.78 miles



Access Detail By County SSA

September 5, 2024

Created by...
UnitedHealthcare

Access Analysis
Access - Eligibles
Eligible / Provider Groups
National Proxy Census
(UnitedHealthcare Choice Plus
MNN001)
Cardiac Surgery

¹ The Access Standard is defined as
(National Proxy Census
(UnitedHealthcare Choice Plus
MNN001)) eligibles accessing:
¹ (Cardiac Surgery) provider in 60
miles or 60 minutes

Census With and Without Access									
State Name	County	County SSA	Eligible	With Access ¹		Without Access ¹		Average Distance	Average Time
			#	#	%	#	%	1	1
Minnesota	Aitkin	24000	287	287	100.0	0	0.0	28.5	31.1
	Anoka	24010	1,740	1,740	100.0	0	0.0	8.7	11.6
	Becker	24020	364	3	0.8	361	99.2	83.6	91.2
	Beltrami	24030	450	0	0.0	450	100.0	90.5	98.7
	Benton	24040	243	243	100.0	0	0.0	42.6	46.4
	Big Stone	24050	101	0	0.0	101	100.0	125.2	138.9
	Blue Earth	24060	347	347	100.0	0	0.0	8.0	8.7
	Brown	24070	135	135	100.0	0	0.0	36.5	39.7
	Carlton	24080	180	180	100.0	0	0.0	30.0	40.8
	Carver	24090	795	795	100.0	0	0.0	21.5	30.7
	Cass	24100	144	128	88.9	16	11.1	37.9	41.3
	Chippewa	24110	266	0	0.0	266	100.0	103.4	112.9
	Chisago	24120	271	271	100.0	0	0.0	21.6	23.7
	Clay	24130	324	2	0.6	322	99.4	77.2	85.4
	Clearwater	24140	387	0	0.0	387	100.0	84.6	92.3
	Cook	24150	212	0	0.0	212	100.0	111.5	157.4
	Cottonwood	24160	255	78	30.6	177	69.4	62.8	68.5
	Crow Wing	24170	348	348	100.0	0	0.0	11.1	12.1
	Dakota	24180	1,818	1,818	100.0	0	0.0	14.3	21.9
	Dodge	24190	218	218	100.0	0	0.0	19.7	21.4
	Douglas	24200	191	8	4.2	183	95.8	69.2	75.4
	Faribault	24210	151	151	100.0	0	0.0	37.7	41.1
	Fillmore	24220	112	112	100.0	0	0.0	32.8	36.1
	Freeborn	24230	668	626	93.7	42	6.3	53.6	58.5
	Goodhue	24240	227	227	100.0	0	0.0	34.2	39.5
	Grant	24250	127	0	0.0	127	100.0	90.0	98.2
	Hennepin	24260	5,098	5,098	100.0	0	0.0	7.3	11.6
	Houston	24270	192	192	100.0	0	0.0	17.6	19.2
	Hubbard	24280	110	21	19.1	89	80.9	67.3	73.4
	Isanti	24290	226	226	100.0	0	0.0	8.1	8.8
	Itasca	24300	216	71	32.9	145	67.1	68.0	74.8
	Jackson	24310	107	2	1.9	105	98.1	71.2	78.8
	Kanabec	24320	347	347	100.0	0	0.0	24.8	27.1
	Kandiyohi	24330	231	0	0.0	231	100.0	82.1	96.4
	Kittson	24340	356	148	41.6	208	58.4	60.7	66.4
	Koochiching	24350	219	0	0.0	219	100.0	133.6	152.9
	Lac qui Parle	24360	265	0	0.0	265	100.0	106.9	127.3
	Lake	24370	213	125	58.7	88	41.3	50.7	71.6
	Lake of the Woods	24380	339	0	0.0	339	100.0	125.3	136.6
	Le Sueur	24390	145	145	100.0	0	0.0	25.1	28.6

Access Detail By County SSA

September 5, 2024

Created by...
UnitedHealthcare

Access Analysis
Access - Eligibles
Eligible / Provider Groups
National Proxy Census
(UnitedHealthcare Choice Plus
MNN001)
Cardiac Surgery

¹ The Access Standard is defined as
(National Proxy Census
(UnitedHealthcare Choice Plus
MNN001)) eligibles accessing:
¹ (Cardiac Surgery) provider in 60
miles or 60 minutes

Census With and Without Access									
State Name	County	County SSA	Eligible	With Access ¹		Without Access ¹		Average Distance	Average Time
			#	#	%	#	%	1	1
Minnesota	Lincoln	24400	118	19	16.1	99	83.9	67.5	81.0
	Lyon	24410	136	0	0.0	136	100.0	83.3	97.6
	Mahnomen	24430	220	0	0.0	220	100.0	78.6	85.6
	Marshall	24440	388	292	75.3	96	24.7	48.4	52.7
	Martin	24450	200	167	83.5	33	16.5	52.5	57.2
	McLeod	24420	199	199	100.0	0	0.0	46.5	56.0
	Meeke	24460	512	408	79.7	104	20.3	56.4	67.5
	Mille Lacs	24470	305	305	100.0	0	0.0	29.3	31.9
	Morrison	24480	187	187	100.0	0	0.0	29.4	32.0
	Mower	24490	458	458	100.0	0	0.0	39.6	43.2
	Murray	24500	321	70	21.8	251	78.2	65.4	78.0
	Nicollet	24510	161	161	100.0	0	0.0	14.1	15.4
	Nobles	24520	268	236	88.1	32	11.9	53.4	64.0
	Norman	24530	286	197	68.9	89	31.1	55.8	60.8
	Olmsted	24540	706	706	100.0	0	0.0	5.9	6.7
	Otter Tail	24550	302	62	20.5	240	79.5	74.5	81.2
	Pennington	24560	145	133	91.7	12	8.3	49.3	53.8
	Pine	24570	298	298	100.0	0	0.0	41.0	46.2
	Pipestone	24580	106	102	96.2	4	3.8	46.2	55.4
	Polk	24590	156	120	76.9	36	23.1	36.1	39.3
	Pope	24600	232	0	0.0	232	100.0	85.3	93.0
	Ramsey	24610	2,586	2,586	100.0	0	0.0	5.8	9.9
	Red Lake	24620	346	343	99.1	3	0.9	45.1	49.2
	Redwood	24630	335	58	17.3	277	82.7	67.3	73.4
	Renville	24640	157	35	22.3	122	77.7	70.0	76.3
	Rice	24650	308	308	100.0	0	0.0	35.4	43.5
	Rock	24660	440	440	100.0	0	0.0	29.7	35.6
	Roseau	24670	347	0	0.0	347	100.0	97.0	105.8
	Scott	24690	601	601	100.0	0	0.0	18.8	26.0
	Sherburne	24700	498	498	100.0	0	0.0	26.4	30.0
	Sibley	24710	167	167	100.0	0	0.0	35.9	39.3
	St. Louis	24680	919	655	71.3	264	28.7	35.3	49.6
	Stearns	24720	798	589	73.8	209	26.2	54.2	60.7
	Steele	24730	191	191	100.0	0	0.0	37.7	41.1
	Stevens	24740	199	0	0.0	199	100.0	102.3	111.6
	Swift	24750	102	0	0.0	102	100.0	109.5	119.7
	Todd	24760	286	265	92.7	21	7.3	43.8	47.8
	Traverse	24770	259	0	0.0	259	100.0	118.7	129.5
	Wabasha	24780	104	104	100.0	0	0.0	29.5	32.8
	Wadena	24790	167	166	99.4	1	0.6	44.6	48.6

Access Detail By County SSA

September 5, 2024

Created by...
UnitedHealthcare

Access Analysis
Access - Eligibles
Eligible / Provider Groups
National Proxy Census
(UnitedHealthcare Choice Plus
MNN001)
Cardiac Surgery

¹ The Access Standard is defined as
(National Proxy Census
(UnitedHealthcare Choice Plus
MNN001)) eligibles accessing:
1 (Cardiac Surgery) provider in 60
miles or 60 minutes

Census With and Without Access									
State Name	County	County SSA	Eligible	With Access ¹		Without Access ¹		Average Distance	Average Time
			#	#	%	#	%	1	1
Minnesota	Waseca	24800	106	106	100.0	0	0.0	26.6	29.0
	Washington	24810	1,030	1,030	100.0	0	0.0	16.0	22.9
	Watonwan	24820	131	131	100.0	0	0.0	38.0	41.4
	Wilkin	24830	282	0	0.0	282	100.0	106.8	116.4
	Winona	24840	247	247	100.0	0	0.0	30.0	32.9
	Wright	24850	743	743	100.0	0	0.0	27.1	32.6
	Yellow Medicine	24860	199	0	0.0	199	100.0	91.2	103.4
	Grand Totals			35,677	27,475	77.0	8,202	23.0	37.0

UnitedHealthcare Choice Plus MNN001

September 5, 2024

Created by...
UnitedHealthcare

Cardiovascular Disease
(UnitedHealthcare Choice Plus MNN001)

Total Providers: 614

- ◆ Single providers (31)
- ✕ Multiple providers (226)

Access - Eligibles

Employee Group
National Proxy Census
(UnitedHealthcare Choice Plus MNN001)

Provider Group
Cardiovascular Disease

35,677 eligible locations
● With access (35,438)
● Without access (239)

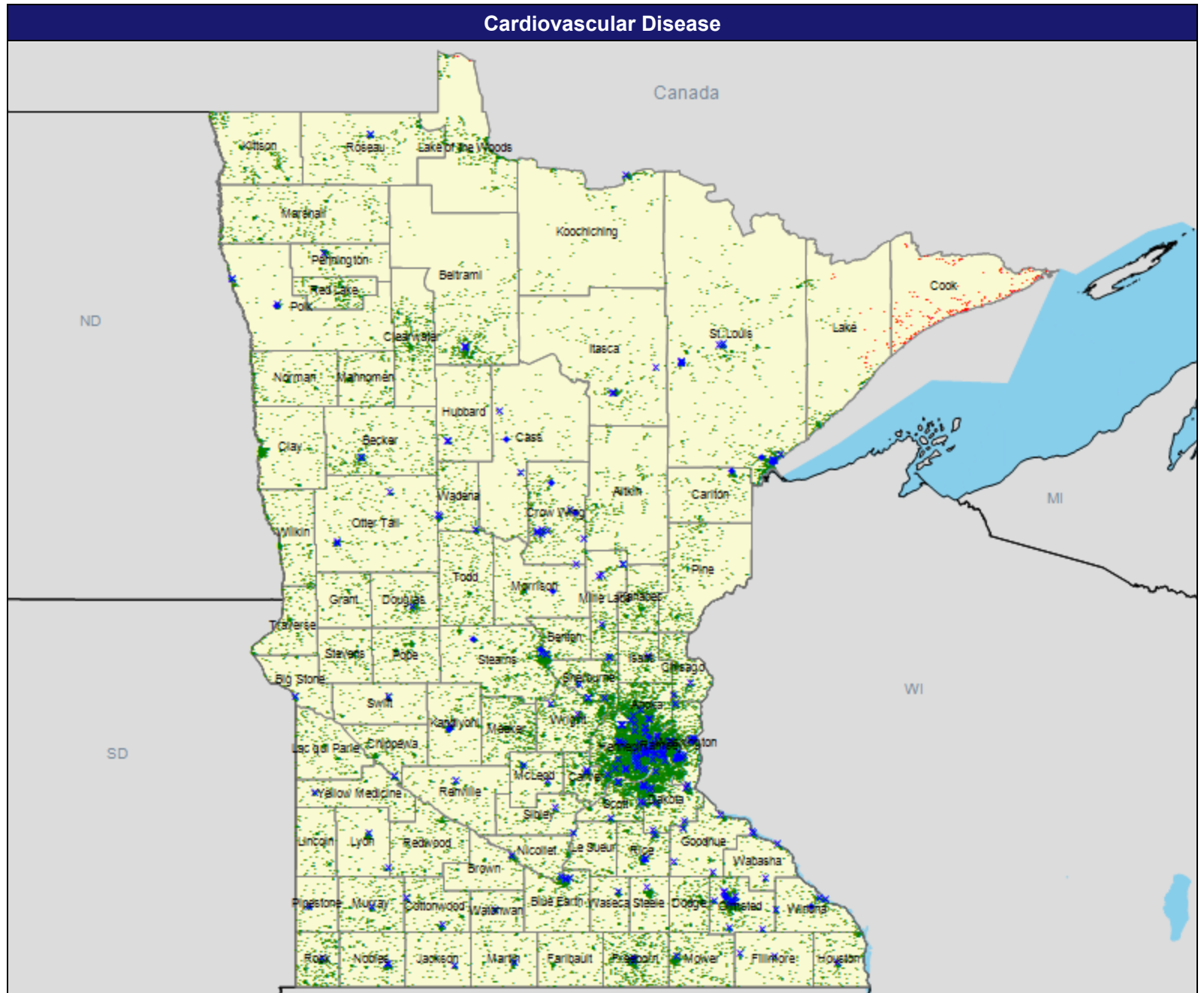
The Access Standard is defined as
(National Proxy Census
(UnitedHealthcare Choice Plus MNN001))
eligibles accessing:

- 1 (Cardiovascular Disease) provider in
60 miles or 60 minutes

Service Areas

- UnitedHealthcare Choice Plus MNN001

62.78 miles



Access Detail By County SSA

September 5, 2024

Created by...
UnitedHealthcare

Access Analysis
Access - Eligibles
Eligible / Provider Groups
National Proxy Census
(UnitedHealthcare Choice Plus
MNN001)
Cardiology

¹ The Access Standard is defined as
(National Proxy Census
(UnitedHealthcare Choice Plus
MNN001)) eligibles accessing:
¹ (Cardiology) provider in 60 miles or
60 minutes

Census With and Without Access									
State Name	County	County SSA	Eligible	With Access ¹		Without Access ¹		Average Distance	Average Time
			#	#	%	#	%	1	1
Minnesota	Aitkin	24000	287	287	100.0	0	0.0	20.3	22.1
	Anoka	24010	1,740	1,740	100.0	0	0.0	4.5	5.5
	Becker	24020	364	364	100.0	0	0.0	11.1	12.1
	Beltrami	24030	450	450	100.0	0	0.0	13.1	14.2
	Benton	24040	243	243	100.0	0	0.0	7.0	7.8
	Big Stone	24050	101	101	100.0	0	0.0	10.8	11.8
	Blue Earth	24060	347	347	100.0	0	0.0	6.8	7.4
	Brown	24070	135	135	100.0	0	0.0	10.8	11.8
	Carlton	24080	180	180	100.0	0	0.0	12.2	13.3
	Carver	24090	795	795	100.0	0	0.0	5.0	5.5
	Cass	24100	144	144	100.0	0	0.0	12.0	13.1
	Chippewa	24110	266	266	100.0	0	0.0	16.5	18.0
	Chisago	24120	271	271	100.0	0	0.0	8.6	9.3
	Clay	24130	324	324	100.0	0	0.0	9.6	11.0
	Clearwater	24140	387	387	100.0	0	0.0	27.7	30.2
	Cook	24150	212	0	0.0	212	100.0	88.8	96.8
	Cottonwood	24160	255	255	100.0	0	0.0	7.1	7.7
	Crow Wing	24170	348	348	100.0	0	0.0	5.9	6.4
	Dakota	24180	1,818	1,818	100.0	0	0.0	3.3	4.2
	Dodge	24190	218	218	100.0	0	0.0	10.7	11.6
	Douglas	24200	191	191	100.0	0	0.0	8.2	8.9
	Faribault	24210	151	151	100.0	0	0.0	21.9	23.9
	Fillmore	24220	112	112	100.0	0	0.0	8.2	8.9
	Freeborn	24230	668	668	100.0	0	0.0	7.0	7.6
	Goodhue	24240	227	227	100.0	0	0.0	4.9	5.3
	Grant	24250	127	127	100.0	0	0.0	24.5	26.7
	Hennepin	24260	5,098	5,098	100.0	0	0.0	2.6	4.0
	Houston	24270	192	192	100.0	0	0.0	7.4	8.0
	Hubbard	24280	110	110	100.0	0	0.0	10.4	11.3
	Isanti	24290	226	226	100.0	0	0.0	7.4	8.0
	Itasca	24300	216	216	100.0	0	0.0	15.1	16.4
	Jackson	24310	107	107	100.0	0	0.0	8.7	9.4
	Kanabec	24320	347	347	100.0	0	0.0	19.2	20.9
	Kandiyohi	24330	231	231	100.0	0	0.0	8.1	8.8
	Kittson	24340	356	356	100.0	0	0.0	26.6	29.0
	Koochiching	24350	219	219	100.0	0	0.0	18.0	19.6
	Lac qui Parle	24360	265	265	100.0	0	0.0	21.8	23.7
	Lake	24370	213	191	89.7	22	10.3	42.2	46.0
	Lake of the Woods	24380	339	334	98.5	5	1.5	48.1	52.4
	Le Sueur	24390	145	145	100.0	0	0.0	9.0	9.8

Access Detail By County SSA

September 5, 2024

Created by...
UnitedHealthcare

Access Analysis
Access - Eligibles
Eligible / Provider Groups
National Proxy Census
(UnitedHealthcare Choice Plus
MNN001)
Cardiology

¹ The Access Standard is defined as
(National Proxy Census
(UnitedHealthcare Choice Plus
MNN001)) eligibles accessing:
¹ (Cardiology) provider in 60 miles or
60 minutes

Census With and Without Access									
State Name	County	County SSA	Eligible	With Access ¹		Without Access ¹		Average Distance	Average Time
			#	#	%	#	%	1	1
Minnesota	Lincoln	24400	118	118	100.0	0	0.0	20.5	22.3
	Lyon	24410	136	136	100.0	0	0.0	6.4	6.9
	Mahnomen	24430	220	220	100.0	0	0.0	35.9	39.1
	Marshall	24440	388	388	100.0	0	0.0	25.1	27.3
	Martin	24450	200	200	100.0	0	0.0	7.8	8.5
	McLeod	24420	199	199	100.0	0	0.0	6.1	6.6
	Meeker	24460	512	512	100.0	0	0.0	18.8	20.4
	Mille Lacs	24470	305	305	100.0	0	0.0	4.4	4.8
	Morrison	24480	187	187	100.0	0	0.0	14.5	15.7
	Mower	24490	458	458	100.0	0	0.0	6.6	7.1
	Murray	24500	321	321	100.0	0	0.0	8.9	9.7
	Nicollet	24510	161	161	100.0	0	0.0	7.6	8.3
	Nobles	24520	268	268	100.0	0	0.0	7.9	8.6
	Norman	24530	286	286	100.0	0	0.0	33.3	36.3
	Olmsted	24540	706	706	100.0	0	0.0	2.7	3.0
	Otter Tail	24550	302	302	100.0	0	0.0	11.3	12.2
	Pennington	24560	145	145	100.0	0	0.0	6.3	6.8
	Pine	24570	298	298	100.0	0	0.0	28.5	31.1
	Pipestone	24580	106	106	100.0	0	0.0	7.4	8.0
	Polk	24590	156	156	100.0	0	0.0	17.8	19.3
	Pope	24600	232	232	100.0	0	0.0	18.6	20.2
	Ramsey	24610	2,586	2,586	100.0	0	0.0	2.0	3.1
	Red Lake	24620	346	346	100.0	0	0.0	20.7	22.5
	Redwood	24630	335	335	100.0	0	0.0	20.5	22.3
	Renville	24640	157	157	100.0	0	0.0	12.1	13.1
	Rice	24650	308	308	100.0	0	0.0	4.8	5.2
	Rock	24660	440	440	100.0	0	0.0	6.6	7.2
	Roseau	24670	347	347	100.0	0	0.0	15.5	16.9
	Scott	24690	601	601	100.0	0	0.0	5.6	6.2
	Sherburne	24700	498	498	100.0	0	0.0	5.4	5.9
	Sibley	24710	167	167	100.0	0	0.0	10.0	10.9
	St. Louis	24680	919	919	100.0	0	0.0	10.9	12.0
	Stearns	24720	798	798	100.0	0	0.0	9.5	10.7
	Steele	24730	191	191	100.0	0	0.0	6.4	7.0
	Stevens	24740	199	199	100.0	0	0.0	29.6	32.2
	Swift	24750	102	102	100.0	0	0.0	12.4	13.4
	Todd	24760	286	286	100.0	0	0.0	15.7	17.0
	Traverse	24770	259	259	100.0	0	0.0	27.7	30.2
	Wabasha	24780	104	104	100.0	0	0.0	5.1	5.5
	Wadena	24790	167	167	100.0	0	0.0	8.5	9.2

Access Detail By County SSA

September 5, 2024

Created by...
UnitedHealthcare

Access Analysis
Access - Eligibles
Eligible / Provider Groups
National Proxy Census
(UnitedHealthcare Choice Plus
MNN001)
Cardiology

¹ The Access Standard is defined as
(National Proxy Census
(UnitedHealthcare Choice Plus
MNN001)) eligibles accessing:
1 (Cardiology) provider in 60 miles or
60 minutes

Census With and Without Access									
State Name	County	County SSA	Eligible	With Access ¹		Without Access ¹		Average Distance	Average Time
			#	#	%	#	%	1	1
Minnesota	Waseca	24800	106	106	100.0	0	0.0	7.2	7.9
	Washington	24810	1,030	1,030	100.0	0	0.0	3.7	4.4
	Watonwan	24820	131	131	100.0	0	0.0	8.7	9.5
	Wilkin	24830	282	282	100.0	0	0.0	12.3	13.4
	Winona	24840	247	247	100.0	0	0.0	4.2	4.5
	Wright	24850	743	743	100.0	0	0.0	6.8	7.5
	Yellow Medicine	24860	199	199	100.0	0	0.0	8.1	8.8
	Grand Totals			35,677	35,438	99.3	239	0.7	9.9

Access Detail By County SSA

September 5, 2024

Created by...
UnitedHealthcare

Access Analysis
Access - Eligibles
Eligible / Provider Groups
National Proxy Census
(UnitedHealthcare Choice Plus
MNN001)
Chiropractor - Optum/Medical

¹ The Access Standard is defined as
(National Proxy Census
(UnitedHealthcare Choice Plus
MNN001)) eligibles accessing:
¹ (Chiropractor - Optum/Medical)
provider in 60 miles or 60 minutes

Census With and Without Access									
State Name	County	County SSA	Eligible	With Access ¹		Without Access ¹		Average Distance	Average Time
			#	#	%	#	%	1	1
Minnesota	Aitkin	24000	287	287	100.0	0	0.0	17.1	18.6
	Anoka	24010	1,740	1,740	100.0	0	0.0	1.7	2.1
	Becker	24020	364	364	100.0	0	0.0	10.4	11.3
	Beltrami	24030	450	450	100.0	0	0.0	11.4	12.4
	Benton	24040	243	243	100.0	0	0.0	4.5	4.9
	Big Stone	24050	101	101	100.0	0	0.0	9.4	10.2
	Blue Earth	24060	347	347	100.0	0	0.0	5.4	5.8
	Brown	24070	135	135	100.0	0	0.0	5.4	5.9
	Carlton	24080	180	180	100.0	0	0.0	5.1	5.5
	Carver	24090	795	795	100.0	0	0.0	2.0	2.2
	Cass	24100	144	144	100.0	0	0.0	12.8	14.0
	Chippewa	24110	266	266	100.0	0	0.0	4.6	5.0
	Chisago	24120	271	271	100.0	0	0.0	3.7	4.0
	Clay	24130	324	324	100.0	0	0.0	5.4	5.9
	Clearwater	24140	387	387	100.0	0	0.0	10.9	11.8
	Cook	24150	212	212	100.0	0	0.0	20.5	22.3
	Cottonwood	24160	255	255	100.0	0	0.0	4.2	4.6
	Crow Wing	24170	348	348	100.0	0	0.0	7.2	7.8
	Dakota	24180	1,818	1,818	100.0	0	0.0	1.5	1.8
	Dodge	24190	218	218	100.0	0	0.0	4.2	4.5
	Douglas	24200	191	191	100.0	0	0.0	5.3	5.8
	Faribault	24210	151	151	100.0	0	0.0	10.0	10.9
	Fillmore	24220	112	112	100.0	0	0.0	9.1	9.9
	Freeborn	24230	668	668	100.0	0	0.0	5.8	6.3
	Goodhue	24240	227	227	100.0	0	0.0	5.3	5.7
	Grant	24250	127	127	100.0	0	0.0	19.0	20.6
	Hennepin	24260	5,098	5,098	100.0	0	0.0	1.0	1.6
	Houston	24270	192	192	100.0	0	0.0	4.6	5.0
	Hubbard	24280	110	110	100.0	0	0.0	10.4	11.3
	Isanti	24290	226	226	100.0	0	0.0	4.1	4.4
	Itasca	24300	216	216	100.0	0	0.0	9.7	10.6
	Jackson	24310	107	107	100.0	0	0.0	5.9	6.4
	Kanabec	24320	347	347	100.0	0	0.0	13.7	14.9
	Kandiyohi	24330	231	231	100.0	0	0.0	4.3	4.7
	Kittson	24340	356	356	100.0	0	0.0	33.2	36.3
	Koochiching	24350	219	219	100.0	0	0.0	14.6	15.8
	Lac qui Parle	24360	265	265	100.0	0	0.0	5.6	6.1
	Lake	24370	213	211	99.1	2	0.9	38.3	41.7
	Lake of the Woods	24380	339	339	100.0	0	0.0	33.0	35.9
	Le Sueur	24390	145	145	100.0	0	0.0	5.0	5.4

Access Detail By County SSA

September 5, 2024

Created by...
UnitedHealthcare

Access Analysis
Access - Eligibles
Eligible / Provider Groups
National Proxy Census
(UnitedHealthcare Choice Plus
MNN001)
Chiropractor - Optum/Medical

¹ The Access Standard is defined as
(National Proxy Census
(UnitedHealthcare Choice Plus
MNN001)) eligibles accessing:
¹ (Chiropractor - Optum/Medical)
provider in 60 miles or 60 minutes

Census With and Without Access									
State Name	County	County SSA	Eligible	With Access ¹		Without Access ¹		Average Distance	Average Time
			#	#	%	#	%	1	1
Minnesota	Lincoln	24400	118	118	100.0	0	0.0	20.1	21.9
	Lyon	24410	136	136	100.0	0	0.0	5.9	6.4
	Mahnomen	24430	220	220	100.0	0	0.0	22.9	24.9
	Marshall	24440	388	388	100.0	0	0.0	17.2	18.8
	Martin	24450	200	200	100.0	0	0.0	5.4	5.8
	McLeod	24420	199	199	100.0	0	0.0	3.5	3.8
	Meeker	24460	512	512	100.0	0	0.0	4.9	5.3
	Mille Lacs	24470	305	305	100.0	0	0.0	5.8	6.2
	Morrison	24480	187	187	100.0	0	0.0	8.2	8.9
	Mower	24490	458	458	100.0	0	0.0	4.5	4.8
	Murray	24500	321	321	100.0	0	0.0	16.7	18.2
	Nicollet	24510	161	161	100.0	0	0.0	4.1	4.4
	Nobles	24520	268	268	100.0	0	0.0	8.3	9.0
	Norman	24530	286	286	100.0	0	0.0	19.9	21.6
	Olmsted	24540	706	706	100.0	0	0.0	3.3	3.8
	Otter Tail	24550	302	302	100.0	0	0.0	6.9	7.5
	Pennington	24560	145	145	100.0	0	0.0	4.9	5.3
	Pine	24570	298	298	100.0	0	0.0	8.0	8.6
	Pipestone	24580	106	106	100.0	0	0.0	7.3	8.0
	Polk	24590	156	156	100.0	0	0.0	7.1	7.7
	Pope	24600	232	232	100.0	0	0.0	6.1	6.6
	Ramsey	24610	2,586	2,586	100.0	0	0.0	0.9	1.4
	Red Lake	24620	346	346	100.0	0	0.0	18.6	20.2
	Redwood	24630	335	335	100.0	0	0.0	5.0	5.4
	Renville	24640	157	157	100.0	0	0.0	7.3	7.9
	Rice	24650	308	308	100.0	0	0.0	3.7	4.1
	Rock	24660	440	440	100.0	0	0.0	5.7	6.2
	Roseau	24670	347	347	100.0	0	0.0	10.3	11.2
	Scott	24690	601	601	100.0	0	0.0	1.9	2.0
	Sherburne	24700	498	498	100.0	0	0.0	3.0	3.3
	Sibley	24710	167	167	100.0	0	0.0	4.9	5.3
	St. Louis	24680	919	919	100.0	0	0.0	9.7	10.6
	Stearns	24720	798	798	100.0	0	0.0	3.7	4.0
	Steele	24730	191	191	100.0	0	0.0	3.3	3.5
	Stevens	24740	199	199	100.0	0	0.0	5.1	5.5
	Swift	24750	102	102	100.0	0	0.0	10.9	11.8
	Todd	24760	286	286	100.0	0	0.0	11.6	12.6
	Traverse	24770	259	259	100.0	0	0.0	21.5	23.4
	Wabasha	24780	104	104	100.0	0	0.0	8.1	8.8
	Wadena	24790	167	167	100.0	0	0.0	10.3	11.2

Access Detail By County SSA

September 5, 2024

Created by...
UnitedHealthcare

Access Analysis
Access - Eligibles
Eligible / Provider Groups
National Proxy Census
(UnitedHealthcare Choice Plus
MNN001)
Chiropractor - Optum/Medical

¹ The Access Standard is defined as
(National Proxy Census
(UnitedHealthcare Choice Plus
MNN001)) eligibles accessing:
1 (Chiropractor - Optum/Medical)
provider in 60 miles or 60 minutes

Census With and Without Access									
State Name	County	County SSA	Eligible	With Access ¹		Without Access ¹		Average Distance	Average Time
			#	#	%	#	%	1	1
Minnesota	Waseca	24800	106	106	100.0	0	0.0	6.6	7.2
	Washington	24810	1,030	1,030	100.0	0	0.0	2.0	2.3
	Watonwan	24820	131	131	100.0	0	0.0	7.8	8.4
	Wilkin	24830	282	282	100.0	0	0.0	10.4	11.3
	Winona	24840	247	247	100.0	0	0.0	4.1	4.4
	Wright	24850	743	743	100.0	0	0.0	2.1	2.2
	Yellow Medicine	24860	199	199	100.0	0	0.0	7.9	8.5
	Grand Totals			35,677	35,675	99.9	2	0.1	6.1

UnitedHealthcare Choice Plus MNN001

September 5, 2024

Created by...
UnitedHealthcare

Colon and Rectal Surgery
(UnitedHealthcare Choice Plus MNN001)

Total Providers: 34
◆ Single providers (1)
✕ Multiple providers (35)

Access - Eligibles

Employee Group
National Proxy Census
(UnitedHealthcare Choice Plus
MNN001)

Provider Group
Colon and Rectal Surgery

35,677 eligible locations
● With access (30,142)
● Without access (5,535)

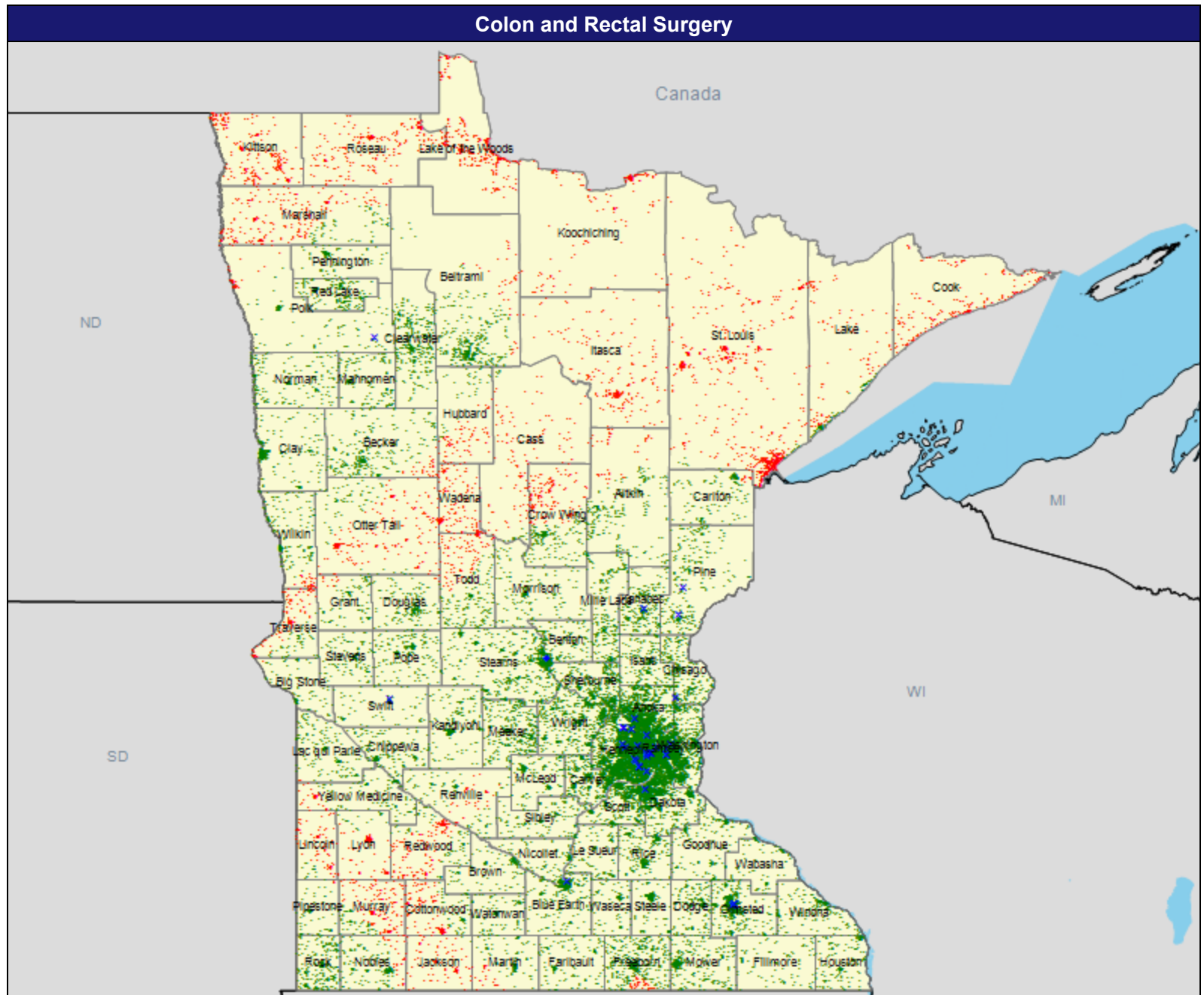
The Access Standard is defined as
(National Proxy Census
(UnitedHealthcare Choice Plus MNN001))
eligibles accessing:

1 (Colon and Rectal Surgery) provider
in 60 miles or 60 minutes

Service Areas

UnitedHealthcare Choice Plus
MNN001

62.78 miles



Access Detail By County SSA

September 5, 2024

Created by...
UnitedHealthcare

Access Analysis
Access - Eligibles
Eligible / Provider Groups
National Proxy Census
(UnitedHealthcare Choice Plus
MNN001)
Colon and Rectal Surgery

¹ The Access Standard is defined as
(National Proxy Census
(UnitedHealthcare Choice Plus
MNN001)) eligibles accessing:
¹ (Colon and Rectal Surgery) provider
in 60 miles or 60 minutes

Census With and Without Access									
State Name	County	County SSA	Eligible	With Access ¹		Without Access ¹		Average Distance	Average Time
			#	#	%	#	%	1	1
Minnesota	Aitkin	24000	287	241	84.0	46	16.0	51.2	55.8
	Anoka	24010	1,740	1,740	100.0	0	0.0	6.8	8.8
	Becker	24020	364	335	92.0	29	8.0	46.6	50.9
	Beltrami	24030	450	408	90.7	42	9.3	46.0	50.2
	Benton	24040	243	243	100.0	0	0.0	9.5	11.3
	Big Stone	24050	101	100	99.0	1	1.0	43.1	46.9
	Blue Earth	24060	347	347	100.0	0	0.0	8.0	8.7
	Brown	24070	135	135	100.0	0	0.0	36.5	39.7
	Carlton	24080	180	168	93.3	12	6.7	51.6	56.3
	Carver	24090	795	795	100.0	0	0.0	20.4	26.2
	Cass	24100	144	20	13.9	124	86.1	75.7	85.3
	Chippewa	24110	266	266	100.0	0	0.0	27.9	30.4
	Chisago	24120	271	271	100.0	0	0.0	12.7	13.8
	Clay	24130	324	324	100.0	0	0.0	10.7	11.7
	Clearwater	24140	387	387	100.0	0	0.0	22.6	24.6
	Cook	24150	212	0	0.0	212	100.0	92.2	100.5
	Cottonwood	24160	255	78	30.6	177	69.4	62.8	68.5
	Crow Wing	24170	348	176	50.6	172	49.4	61.4	70.9
	Dakota	24180	1,818	1,818	100.0	0	0.0	8.5	11.1
	Dodge	24190	218	218	100.0	0	0.0	19.7	21.4
	Douglas	24200	191	188	98.4	3	1.6	45.5	49.6
	Faribault	24210	151	151	100.0	0	0.0	37.7	41.1
	Fillmore	24220	112	112	100.0	0	0.0	32.8	35.8
	Freeborn	24230	668	626	93.7	42	6.3	53.6	58.5
	Goodhue	24240	227	227	100.0	0	0.0	33.1	37.1
	Grant	24250	127	113	89.0	14	11.0	52.5	57.2
	Hennepin	24260	5,098	5,098	100.0	0	0.0	3.9	6.0
	Houston	24270	192	192	100.0	0	0.0	17.6	19.2
	Hubbard	24280	110	37	33.6	73	66.4	61.9	67.5
	Isanti	24290	226	226	100.0	0	0.0	20.4	22.5
	Itasca	24300	216	0	0.0	216	100.0	92.9	101.3
	Jackson	24310	107	2	1.9	105	98.1	71.3	78.9
	Kanabec	24320	347	347	100.0	0	0.0	6.5	7.0
	Kandiyohi	24330	231	231	100.0	0	0.0	36.3	39.5
	Kittson	24340	356	0	0.0	356	100.0	101.0	110.6
	Koochiching	24350	219	0	0.0	219	100.0	119.4	130.3
	Lac qui Parle	24360	265	263	99.2	2	0.8	43.1	47.0
	Lake	24370	213	114	53.5	99	46.5	66.8	72.8
	Lake of the Woods	24380	339	0	0.0	339	100.0	100.8	109.9
	Le Sueur	24390	145	145	100.0	0	0.0	24.0	27.0

Access Detail By County SSA

September 5, 2024

Created by...
UnitedHealthcare

Access Analysis
Access - Eligibles
Eligible / Provider Groups
National Proxy Census
(UnitedHealthcare Choice Plus
MNN001)
Colon and Rectal Surgery

¹ The Access Standard is defined as
(National Proxy Census
(UnitedHealthcare Choice Plus
MNN001)) eligibles accessing:
¹ (Colon and Rectal Surgery) provider
in 60 miles or 60 minutes

Census With and Without Access									
State Name	County	County SSA	Eligible	With Access ¹		Without Access ¹		Average Distance	Average Time
			#	#	%	#	%	1	1
Minnesota	Lincoln	24400	118	19	16.1	99	83.9	66.2	77.0
	Lyon	24410	136	23	16.9	113	83.1	64.7	70.8
	Mahnomen	24430	220	220	100.0	0	0.0	24.2	26.4
	Marshall	24440	388	69	17.8	319	82.2	71.3	77.7
	Martin	24450	200	167	83.5	33	16.5	52.5	57.2
	McLeod	24420	199	199	100.0	0	0.0	43.0	50.5
	Meeke	24460	512	512	100.0	0	0.0	39.9	47.4
	Mille Lacs	24470	305	305	100.0	0	0.0	26.3	29.4
	Morrison	24480	187	184	98.4	3	1.6	35.6	42.4
	Mower	24490	458	458	100.0	0	0.0	39.6	43.2
	Murray	24500	321	69	21.5	252	78.5	65.5	78.1
	Nicollet	24510	161	161	100.0	0	0.0	14.1	15.4
	Nobles	24520	268	235	87.7	33	12.3	53.5	64.2
	Norman	24530	286	286	100.0	0	0.0	34.1	37.2
	Olmsted	24540	706	706	100.0	0	0.0	5.9	6.5
	Otter Tail	24550	302	74	24.5	228	75.5	64.0	69.7
	Pennington	24560	145	145	100.0	0	0.0	47.1	51.4
	Pine	24570	298	298	100.0	0	0.0	13.3	14.4
	Pipestone	24580	106	102	96.2	4	3.8	46.3	55.5
	Polk	24590	156	117	75.0	39	25.0	39.9	43.5
	Pope	24600	232	232	100.0	0	0.0	27.7	30.2
	Ramsey	24610	2,586	2,586	100.0	0	0.0	3.4	5.6
	Red Lake	24620	346	346	100.0	0	0.0	34.5	37.6
	Redwood	24630	335	90	26.9	245	73.1	62.7	68.4
	Renville	24640	157	110	70.1	47	29.9	55.9	61.1
	Rice	24650	308	308	100.0	0	0.0	28.2	33.5
	Rock	24660	440	440	100.0	0	0.0	29.9	35.8
	Roseau	24670	347	0	0.0	347	100.0	88.2	96.1
	Scott	24690	601	601	100.0	0	0.0	13.4	16.1
	Sherburne	24700	498	498	100.0	0	0.0	20.6	24.7
	Sibley	24710	167	167	100.0	0	0.0	35.6	39.1
	St. Louis	24680	919	17	1.8	902	98.2	83.4	93.3
	Stearns	24720	798	798	100.0	0	0.0	16.7	19.9
	Steele	24730	191	191	100.0	0	0.0	37.7	41.1
	Stevens	24740	199	199	100.0	0	0.0	31.4	34.2
	Swift	24750	102	102	100.0	0	0.0	12.8	13.9
	Todd	24760	286	168	58.7	118	41.3	57.3	67.2
	Traverse	24770	259	45	17.4	214	82.6	63.4	69.1
	Wabasha	24780	104	104	100.0	0	0.0	29.4	32.0
	Wadena	24790	167	0	0.0	167	100.0	78.3	87.4

Access Detail By County SSA

September 5, 2024

Created by...
UnitedHealthcare

Access Analysis
Access - Eligibles
Eligible / Provider Groups
National Proxy Census
(UnitedHealthcare Choice Plus
MNN001)
Colon and Rectal Surgery

¹ The Access Standard is defined as
(National Proxy Census
(UnitedHealthcare Choice Plus
MNN001)) eligibles accessing:
1 (Colon and Rectal Surgery) provider
in 60 miles or 60 minutes

Census With and Without Access									
State Name	County	County SSA	Eligible	With Access ¹		Without Access ¹		Average Distance	Average Time
			#	#	%	#	%	1	1
Minnesota	Waseca	24800	106	106	100.0	0	0.0	26.6	29.0
	Washington	24810	1,030	1,030	100.0	0	0.0	10.8	14.5
	Watonwan	24820	131	131	100.0	0	0.0	38.0	41.4
	Wilkin	24830	282	244	86.5	38	13.5	46.4	50.6
	Winona	24840	247	247	100.0	0	0.0	28.5	31.0
	Wright	24850	743	743	100.0	0	0.0	20.9	25.2
	Yellow Medicine	24860	199	148	74.4	51	25.6	48.4	52.7
	Grand Totals		35,677	30,142	84.5	5,535	15.5	29.4	33.4

UnitedHealthcare Choice Plus MNN001

September 5, 2024

Created by...
UnitedHealthcare

Dental Providers - Pediatric
(UnitedHealthcare Choice Plus MNN001)

Total Providers: 2,144

- ◆ Single dentists (356)
- ✕ Multiple dentists (728)

Access - Eligibles

Employee Group
National Proxy Census
(UnitedHealthcare Choice Plus MNN001)

Provider Group
Dental Providers - Pediatric

35,677 eligible locations

- With access (35,537)
- Without access (140)

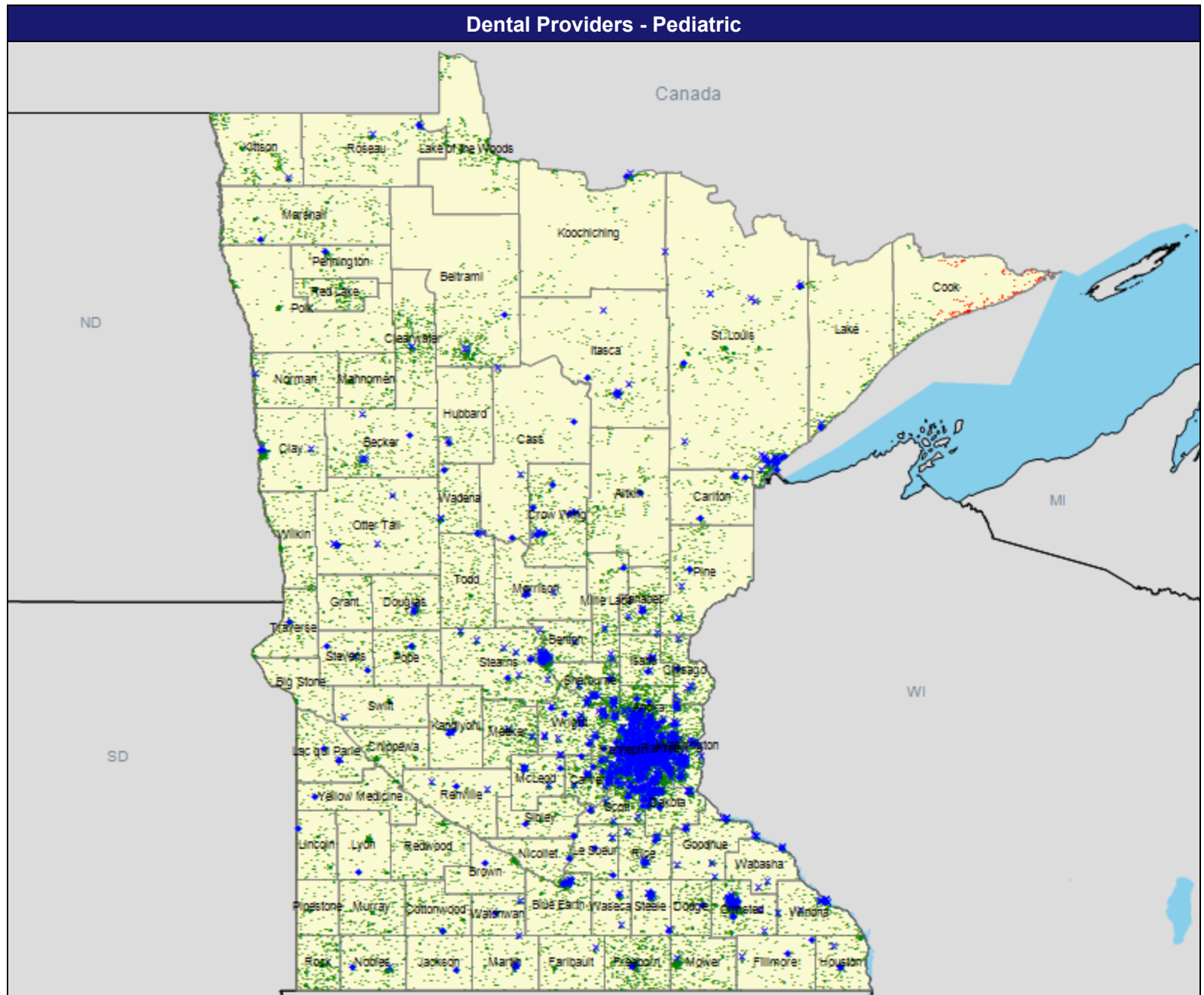
The Access Standard is defined as
(National Proxy Census
(UnitedHealthcare Choice Plus MNN001))
eligibles accessing:

- 1 (Dental Providers - Pediatric) dentist
in 60 miles or 60 minutes

Service Areas

- UnitedHealthcare Choice Plus MNN001

62.78 miles



Access Detail By County SSA

September 5, 2024

Created by...
UnitedHealthcare

Access Analysis
Access - Eligibles
Eligible / Provider Groups
National Proxy Census
(UnitedHealthcare Choice Plus
MNN001)
General Dental Medicine - Pediatric
- Optum/Medical

¹ The Access Standard is defined as
(National Proxy Census
(UnitedHealthcare Choice Plus
MNN001)) eligibles accessing:
1 (General Dental Medicine - Pediatric
- Optum/Medical) dentist in 60 miles or
60 minutes

Census With and Without Access									
State Name	County	County SSA	Eligible	With Access ¹		Without Access ¹		Average Distance	Average Time
			#	#	%	#	%	1	1
Minnesota	Aitkin	24000	287	287	100.0	0	0.0	13.1	14.2
	Anoka	24010	1,740	1,740	100.0	0	0.0	1.8	2.2
	Becker	24020	364	364	100.0	0	0.0	7.5	8.2
	Beltrami	24030	450	450	100.0	0	0.0	9.2	10.0
	Benton	24040	243	243	100.0	0	0.0	3.5	3.8
	Big Stone	24050	101	101	100.0	0	0.0	22.0	24.0
	Blue Earth	24060	347	347	100.0	0	0.0	5.7	6.2
	Brown	24070	135	135	100.0	0	0.0	11.3	12.3
	Carlton	24080	180	180	100.0	0	0.0	5.5	6.0
	Carver	24090	795	795	100.0	0	0.0	1.8	2.0
	Cass	24100	144	144	100.0	0	0.0	11.3	12.3
	Chippewa	24110	266	266	100.0	0	0.0	17.9	19.5
	Chisago	24120	271	271	100.0	0	0.0	3.9	4.3
	Clay	24130	324	324	100.0	0	0.0	5.4	5.9
	Clearwater	24140	387	387	100.0	0	0.0	10.6	11.5
	Cook	24150	212	72	34.0	140	66.0	68.3	74.5
	Cottonwood	24160	255	255	100.0	0	0.0	12.1	13.1
	Crow Wing	24170	348	348	100.0	0	0.0	5.7	6.1
	Dakota	24180	1,818	1,818	100.0	0	0.0	1.5	1.8
	Dodge	24190	218	218	100.0	0	0.0	6.1	6.6
	Douglas	24200	191	191	100.0	0	0.0	7.0	7.6
	Faribault	24210	151	151	100.0	0	0.0	14.2	15.4
	Fillmore	24220	112	112	100.0	0	0.0	7.6	8.3
	Freeborn	24230	668	668	100.0	0	0.0	6.2	6.8
	Goodhue	24240	227	227	100.0	0	0.0	3.7	4.0
	Grant	24250	127	127	100.0	0	0.0	18.9	20.5
	Hennepin	24260	5,098	5,098	100.0	0	0.0	0.9	1.4
	Houston	24270	192	192	100.0	0	0.0	5.5	5.9
	Hubbard	24280	110	110	100.0	0	0.0	10.3	11.2
	Isanti	24290	226	226	100.0	0	0.0	4.4	4.8
	Itasca	24300	216	216	100.0	0	0.0	9.1	9.9
	Jackson	24310	107	107	100.0	0	0.0	8.6	9.4
	Kanabec	24320	347	347	100.0	0	0.0	4.4	4.7
	Kandiyohi	24330	231	231	100.0	0	0.0	7.6	8.2
	Kittson	24340	356	356	100.0	0	0.0	21.0	23.0
	Koochiching	24350	219	219	100.0	0	0.0	13.3	14.4
	Lac qui Parle	24360	265	265	100.0	0	0.0	6.3	6.8
	Lake	24370	213	213	100.0	0	0.0	15.7	17.1
	Lake of the Woods	24380	339	339	100.0	0	0.0	32.8	35.7
	Le Sueur	24390	145	145	100.0	0	0.0	3.5	3.8

Access Detail By County SSA

September 5, 2024

Created by...
UnitedHealthcare

Access Analysis
Access - Eligibles
Eligible / Provider Groups
National Proxy Census
(UnitedHealthcare Choice Plus
MNN001)
General Dental Medicine - Pediatric
- Optum/Medical

¹ The Access Standard is defined as
(National Proxy Census
(UnitedHealthcare Choice Plus
MNN001)) eligibles accessing:
1 (General Dental Medicine - Pediatric
- Optum/Medical) dentist in 60 miles or
60 minutes

Census With and Without Access									
State Name	County	County SSA	Eligible	With Access ¹		Without Access ¹		Average Distance	Average Time
			#	#	%	#	%	1	1
Minnesota	Lincoln	24400	118	118	100.0	0	0.0	13.4	14.6
	Lyon	24410	136	136	100.0	0	0.0	16.5	18.0
	Mahnomen	24430	220	220	100.0	0	0.0	18.2	19.8
	Marshall	24440	388	388	100.0	0	0.0	15.5	16.8
	Martin	24450	200	200	100.0	0	0.0	6.4	7.0
	McLeod	24420	199	199	100.0	0	0.0	3.5	3.7
	Meeker	24460	512	512	100.0	0	0.0	6.4	6.9
	Mille Lacs	24470	305	305	100.0	0	0.0	5.9	6.4
	Morrison	24480	187	187	100.0	0	0.0	7.5	8.2
	Mower	24490	458	458	100.0	0	0.0	6.8	7.4
	Murray	24500	321	321	100.0	0	0.0	19.8	21.6
	Nicollet	24510	161	161	100.0	0	0.0	6.0	6.5
	Nobles	24520	268	268	100.0	0	0.0	6.0	6.5
	Norman	24530	286	286	100.0	0	0.0	17.4	18.9
	Olmsted	24540	706	706	100.0	0	0.0	2.6	2.9
	Otter Tail	24550	302	302	100.0	0	0.0	9.3	10.1
	Pennington	24560	145	145	100.0	0	0.0	5.3	5.7
	Pine	24570	298	298	100.0	0	0.0	7.2	7.8
	Pipestone	24580	106	106	100.0	0	0.0	18.7	20.3
	Polk	24590	156	156	100.0	0	0.0	19.9	21.7
	Pope	24600	232	232	100.0	0	0.0	7.7	8.4
	Ramsey	24610	2,586	2,586	100.0	0	0.0	0.8	1.2
	Red Lake	24620	346	346	100.0	0	0.0	22.6	24.6
	Redwood	24630	335	335	100.0	0	0.0	22.0	24.0
	Renville	24640	157	157	100.0	0	0.0	7.2	7.8
	Rice	24650	308	308	100.0	0	0.0	2.9	3.1
	Rock	24660	440	440	100.0	0	0.0	15.1	16.7
	Roseau	24670	347	347	100.0	0	0.0	9.5	10.3
	Scott	24690	601	601	100.0	0	0.0	1.8	2.0
	Sherburne	24700	498	498	100.0	0	0.0	3.2	3.5
	Sibley	24710	167	167	100.0	0	0.0	8.6	9.4
	St. Louis	24680	919	919	100.0	0	0.0	8.0	8.7
	Stearns	24720	798	798	100.0	0	0.0	4.0	4.4
	Steele	24730	191	191	100.0	0	0.0	2.7	2.9
	Stevens	24740	199	199	100.0	0	0.0	4.3	4.6
	Swift	24750	102	102	100.0	0	0.0	14.6	15.9
	Todd	24760	286	286	100.0	0	0.0	13.9	15.1
	Traverse	24770	259	259	100.0	0	0.0	7.6	8.3
	Wabasha	24780	104	104	100.0	0	0.0	4.2	4.5
	Wadena	24790	167	167	100.0	0	0.0	6.0	6.5

Access Detail By County SSA

September 5, 2024

Created by...
UnitedHealthcare

Access Analysis
Access - Eligibles
Eligible / Provider Groups
National Proxy Census
(UnitedHealthcare Choice Plus
MNN001)
General Dental Medicine - Pediatric
- Optum/Medical

¹ The Access Standard is defined as
(National Proxy Census
(UnitedHealthcare Choice Plus
MNN001)) eligibles accessing:
1 (General Dental Medicine - Pediatric
- Optum/Medical) dentist in 60 miles or
60 minutes

Census With and Without Access									
State Name	County	County SSA	Eligible	With Access ¹		Without Access ¹		Average Distance	Average Time
			#	#	%	#	%	1	1
Minnesota	Waseca	24800	106	106	100.0	0	0.0	4.9	5.3
	Washington	24810	1,030	1,030	100.0	0	0.0	1.9	2.2
	Watonwan	24820	131	131	100.0	0	0.0	5.3	5.7
	Wilkin	24830	282	282	100.0	0	0.0	11.8	12.9
	Winona	24840	247	247	100.0	0	0.0	3.3	3.6
	Wright	24850	743	743	100.0	0	0.0	2.5	2.7
	Yellow Medicine	24860	199	199	100.0	0	0.0	15.1	16.4
	Grand Totals		35,677	35,537	99.6	140	0.4	6.5	7.2

UnitedHealthcare Choice Plus MNN001

September 5, 2024

Created by...
UnitedHealthcare

Dermatology (UnitedHealthcare Choice Plus MNN001)

Total Providers: 246
◆ Single providers (98)
✕ Multiple providers (95)

Access - Eligibles

Employee Group
National Proxy Census
(UnitedHealthcare Choice Plus MNN001)

Provider Group
Dermatology

35,677 eligible locations
● With access (35,289)
● Without access (388)

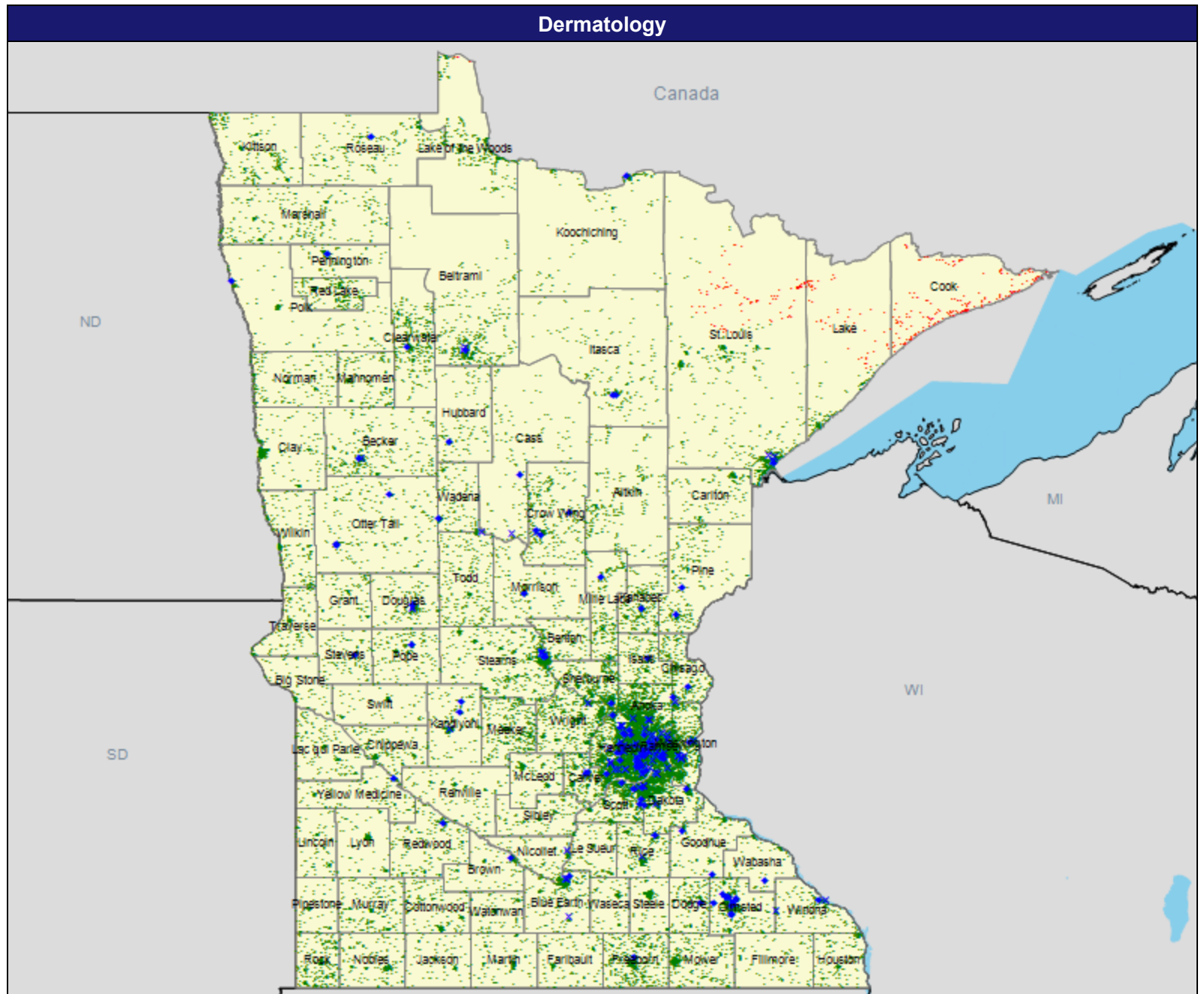
The Access Standard is defined as
(National Proxy Census
(UnitedHealthcare Choice Plus MNN001))
eligibles accessing:

1 (Dermatology) provider in 60 miles or
60 minutes

Service Areas

UnitedHealthcare Choice Plus MNN001

62.78 miles



Access Detail By County SSA

September 5, 2024

Created by...
UnitedHealthcare

Access Analysis
Access - Eligibles
Eligible / Provider Groups
National Proxy Census
(UnitedHealthcare Choice Plus
MNN001)
Dermatology

¹ The Access Standard is defined as
(National Proxy Census
(UnitedHealthcare Choice Plus
MNN001)) eligibles accessing:
¹ (Dermatology) provider in 60 miles or
60 minutes

Census With and Without Access									
State Name	County	County SSA	Eligible	With Access ¹		Without Access ¹		Average Distance	Average Time
			#	#	%	#	%	1	1
Minnesota	Aitkin	24000	287	287	100.0	0	0.0	23.7	25.8
	Anoka	24010	1,740	1,740	100.0	0	0.0	4.7	6.0
	Becker	24020	364	364	100.0	0	0.0	10.9	11.9
	Beltrami	24030	450	450	100.0	0	0.0	12.9	14.0
	Benton	24040	243	243	100.0	0	0.0	8.9	9.7
	Big Stone	24050	101	101	100.0	0	0.0	19.8	21.5
	Blue Earth	24060	347	347	100.0	0	0.0	5.6	6.1
	Brown	24070	135	135	100.0	0	0.0	11.0	12.0
	Carlton	24080	180	180	100.0	0	0.0	23.9	26.0
	Carver	24090	795	795	100.0	0	0.0	4.9	5.3
	Cass	24100	144	144	100.0	0	0.0	17.3	18.8
	Chippewa	24110	266	266	100.0	0	0.0	17.4	18.9
	Chisago	24120	271	271	100.0	0	0.0	8.1	8.8
	Clay	24130	324	324	100.0	0	0.0	13.2	15.5
	Clearwater	24140	387	387	100.0	0	0.0	10.9	11.8
	Cook	24150	212	0	0.0	212	100.0	89.4	97.5
	Cottonwood	24160	255	255	100.0	0	0.0	35.8	39.0
	Crow Wing	24170	348	348	100.0	0	0.0	8.7	9.4
	Dakota	24180	1,818	1,818	100.0	0	0.0	3.4	4.2
	Dodge	24190	218	218	100.0	0	0.0	7.3	7.9
	Douglas	24200	191	191	100.0	0	0.0	7.0	7.6
	Faribault	24210	151	151	100.0	0	0.0	22.6	24.6
	Fillmore	24220	112	112	100.0	0	0.0	23.4	25.5
	Freeborn	24230	668	668	100.0	0	0.0	8.6	9.4
	Goodhue	24240	227	227	100.0	0	0.0	12.9	14.1
	Grant	24250	127	127	100.0	0	0.0	22.6	24.6
	Hennepin	24260	5,098	5,098	100.0	0	0.0	2.1	3.2
	Houston	24270	192	192	100.0	0	0.0	17.3	18.8
	Hubbard	24280	110	110	100.0	0	0.0	11.8	12.9
	Isanti	24290	226	226	100.0	0	0.0	7.8	8.4
	Itasca	24300	216	216	100.0	0	0.0	17.5	19.0
	Jackson	24310	107	107	100.0	0	0.0	22.5	24.6
	Kanabec	24320	347	347	100.0	0	0.0	6.4	6.9
	Kandiyohi	24330	231	231	100.0	0	0.0	5.5	5.9
	Kittson	24340	356	356	100.0	0	0.0	26.5	29.0
	Koochiching	24350	219	219	100.0	0	0.0	18.1	19.7
	Lac qui Parle	24360	265	265	100.0	0	0.0	27.6	30.1
	Lake	24370	213	155	72.8	58	27.2	47.6	51.9
	Lake of the Woods	24380	339	334	98.5	5	1.5	48.1	52.5
	Le Sueur	24390	145	145	100.0	0	0.0	15.3	16.6

Access Detail By County SSA

September 5, 2024

Created by...
UnitedHealthcare

Access Analysis
Access - Eligibles
Eligible / Provider Groups
National Proxy Census
(UnitedHealthcare Choice Plus
MNN001)
Dermatology

¹ The Access Standard is defined as
(National Proxy Census
(UnitedHealthcare Choice Plus
MNN001)) eligibles accessing:
¹ (Dermatology) provider in 60 miles or
60 minutes

Census With and Without Access									
State Name	County	County SSA	Eligible	With Access ¹		Without Access ¹		Average Distance	Average Time
			#	#	%	#	%	1	1
Minnesota	Lincoln	24400	118	118	100.0	0	0.0	30.3	33.0
	Lyon	24410	136	136	100.0	0	0.0	35.0	38.1
	Mahnomen	24430	220	220	100.0	0	0.0	28.6	31.1
	Marshall	24440	388	388	100.0	0	0.0	25.0	27.2
	Martin	24450	200	200	100.0	0	0.0	36.3	39.6
	McLeod	24420	199	199	100.0	0	0.0	24.5	26.7
	Meeker	24460	512	512	100.0	0	0.0	26.0	28.3
	Mille Lacs	24470	305	305	100.0	0	0.0	16.8	18.3
	Morrison	24480	187	187	100.0	0	0.0	10.0	10.8
	Mower	24490	458	458	100.0	0	0.0	21.6	23.6
	Murray	24500	321	321	100.0	0	0.0	52.4	57.3
	Nicollet	24510	161	161	100.0	0	0.0	5.8	6.3
	Nobles	24520	268	268	100.0	0	0.0	36.8	41.0
	Norman	24530	286	286	100.0	0	0.0	38.3	44.0
	Olmsted	24540	706	706	100.0	0	0.0	3.1	3.4
	Otter Tail	24550	302	302	100.0	0	0.0	11.3	12.3
	Pennington	24560	145	145	100.0	0	0.0	5.5	5.9
	Pine	24570	298	298	100.0	0	0.0	13.3	14.4
	Pipestone	24580	106	106	100.0	0	0.0	39.1	43.7
	Polk	24590	156	156	100.0	0	0.0	21.9	23.9
	Pope	24600	232	232	100.0	0	0.0	8.2	8.9
	Ramsey	24610	2,586	2,586	100.0	0	0.0	1.9	3.0
	Red Lake	24620	346	346	100.0	0	0.0	21.9	23.9
	Redwood	24630	335	335	100.0	0	0.0	14.9	16.2
	Renville	24640	157	157	100.0	0	0.0	19.9	21.7
	Rice	24650	308	308	100.0	0	0.0	5.4	5.8
	Rock	24660	440	440	100.0	0	0.0	27.6	33.1
	Roseau	24670	347	347	100.0	0	0.0	15.5	16.9
	Scott	24690	601	601	100.0	0	0.0	6.4	7.0
	Sherburne	24700	498	498	100.0	0	0.0	9.3	10.3
	Sibley	24710	167	167	100.0	0	0.0	20.3	22.2
	St. Louis	24680	919	806	87.7	113	12.3	28.0	30.6
	Stearns	24720	798	798	100.0	0	0.0	12.3	13.7
	Steele	24730	191	191	100.0	0	0.0	18.1	19.7
	Stevens	24740	199	199	100.0	0	0.0	6.9	7.5
	Swift	24750	102	102	100.0	0	0.0	26.1	28.4
	Todd	24760	286	286	100.0	0	0.0	17.8	19.4
	Traverse	24770	259	259	100.0	0	0.0	31.4	34.2
	Wabasha	24780	104	104	100.0	0	0.0	13.9	15.1
	Wadena	24790	167	167	100.0	0	0.0	9.0	9.8

Access Detail By County SSA

September 5, 2024

Created by...
UnitedHealthcare

Access Analysis
Access - Eligibles
Eligible / Provider Groups
National Proxy Census
(UnitedHealthcare Choice Plus
MNN001)
Dermatology

¹ The Access Standard is defined as
(National Proxy Census
(UnitedHealthcare Choice Plus
MNN001)) eligibles accessing:
1 (Dermatology) provider in 60 miles or
60 minutes

Census With and Without Access									
State Name	County	County SSA	Eligible	With Access ¹		Without Access ¹		Average Distance	Average Time
			#	#	%	#	%	1	1
Minnesota	Waseca	24800	106	106	100.0	0	0.0	21.0	22.8
	Washington	24810	1,030	1,030	100.0	0	0.0	3.8	4.6
	Watonwan	24820	131	131	100.0	0	0.0	27.4	29.9
	Wilkin	24830	282	282	100.0	0	0.0	12.3	13.5
	Winona	24840	247	247	100.0	0	0.0	4.8	5.2
	Wright	24850	743	743	100.0	0	0.0	11.3	12.4
	Yellow Medicine	24860	199	199	100.0	0	0.0	19.4	21.1
	Grand Totals			35,677	35,289	98.9	388	1.1	12.7

UnitedHealthcare Choice Plus MNN001

September 5, 2024

Created by...
UnitedHealthcare

Endocrinology (UnitedHealthcare Choice Plus MNN001)

Total Providers: 139
◆ Single providers (62)
✕ Multiple providers (53)

Access - Eligibles

Employee Group
National Proxy Census
(UnitedHealthcare Choice Plus MNN001)

Provider Group
Endocrinology

35,677 eligible locations
● With access (33,876)
● Without access (1,801)

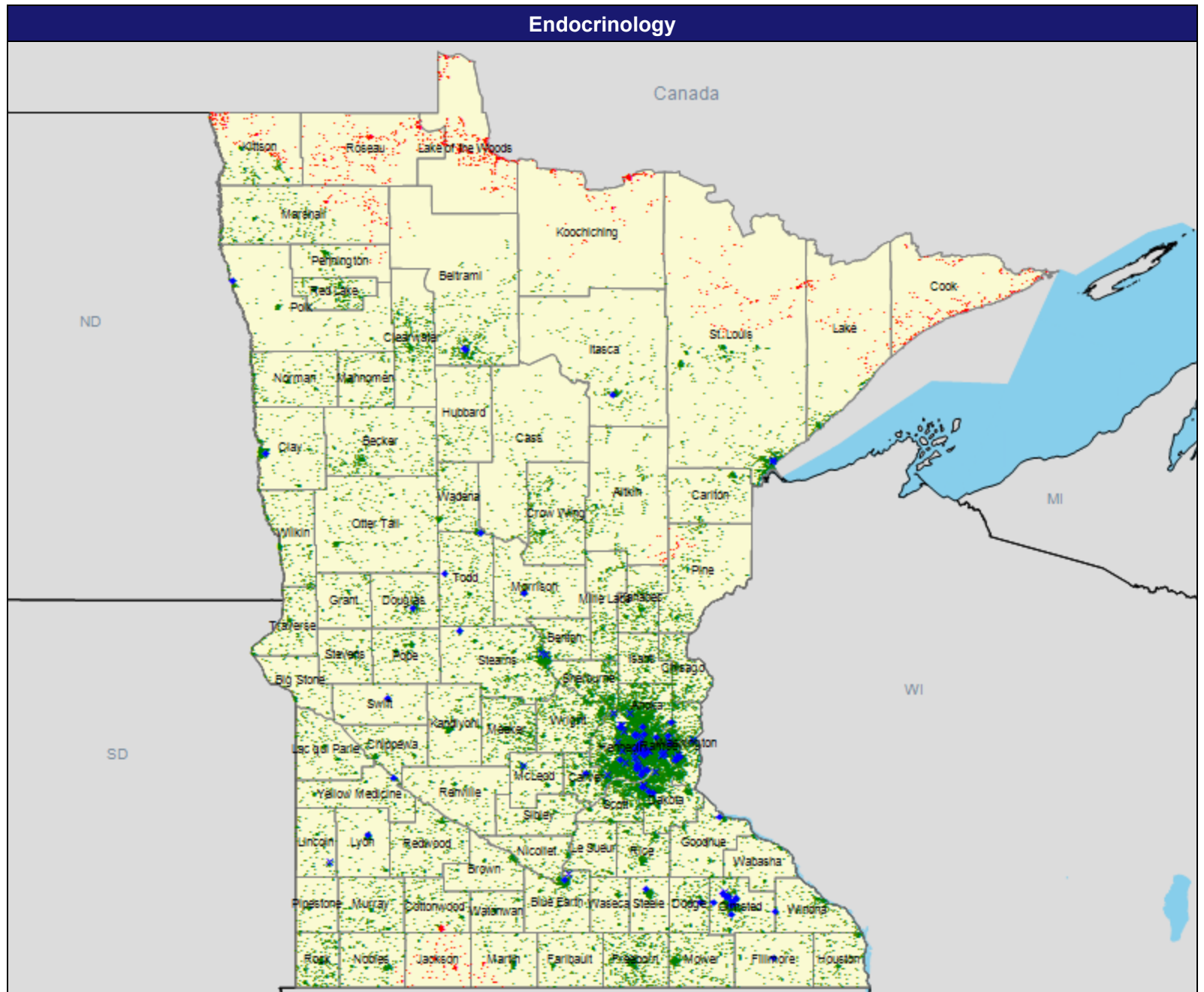
The Access Standard is defined as
(National Proxy Census
(UnitedHealthcare Choice Plus MNN001))
eligibles accessing:

1 (Endocrinology) provider in 60 miles
or 60 minutes

Service Areas

UnitedHealthcare Choice Plus MNN001

62.78 miles



Access Detail By County SSA

September 5, 2024

Created by...
UnitedHealthcare

Access Analysis
Access - Eligibles
Eligible / Provider Groups
National Proxy Census
(UnitedHealthcare Choice Plus
MNN001)
Endocrinology

¹ The Access Standard is defined as
(National Proxy Census
(UnitedHealthcare Choice Plus
MNN001)) eligibles accessing:
¹ (Endocrinology) provider in 60 miles
or 60 minutes

Census With and Without Access									
State Name	County	County SSA	Eligible	With Access ¹		Without Access ¹		Average Distance	Average Time
			#	#	%	#	%	1	1
Minnesota	Aitkin	24000	287	274	95.5	13	4.5	46.3	50.6
	Anoka	24010	1,740	1,740	100.0	0	0.0	6.0	7.2
	Becker	24020	364	364	100.0	0	0.0	43.4	47.4
	Beltrami	24030	450	446	99.1	4	0.9	13.4	14.6
	Benton	24040	243	243	100.0	0	0.0	9.3	11.1
	Big Stone	24050	101	101	100.0	0	0.0	42.4	46.2
	Blue Earth	24060	347	347	100.0	0	0.0	7.7	8.4
	Brown	24070	135	135	100.0	0	0.0	35.5	38.7
	Carlton	24080	180	180	100.0	0	0.0	29.6	41.5
	Carver	24090	795	795	100.0	0	0.0	5.5	6.1
	Cass	24100	144	144	100.0	0	0.0	31.8	34.6
	Chippewa	24110	266	266	100.0	0	0.0	16.8	18.3
	Chisago	24120	271	271	100.0	0	0.0	19.0	20.7
	Clay	24130	324	324	100.0	0	0.0	8.8	9.7
	Clearwater	24140	387	387	100.0	0	0.0	27.8	30.3
	Cook	24150	212	0	0.0	212	100.0	92.2	100.5
	Cottonwood	24160	255	174	68.2	81	31.8	52.7	57.4
	Crow Wing	24170	348	348	100.0	0	0.0	34.2	37.3
	Dakota	24180	1,818	1,818	100.0	0	0.0	5.4	7.1
	Dodge	24190	218	218	100.0	0	0.0	7.5	8.1
	Douglas	24200	191	191	100.0	0	0.0	7.9	8.5
	Faribault	24210	151	151	100.0	0	0.0	37.5	40.9
	Fillmore	24220	112	112	100.0	0	0.0	13.8	15.0
	Freeborn	24230	668	668	100.0	0	0.0	32.1	35.1
	Goodhue	24240	227	227	100.0	0	0.0	13.3	14.5
	Grant	24250	127	127	100.0	0	0.0	31.6	34.5
	Hennepin	24260	5,098	5,098	100.0	0	0.0	2.6	4.0
	Houston	24270	192	192	100.0	0	0.0	16.8	18.3
	Hubbard	24280	110	110	100.0	0	0.0	32.5	35.4
	Isanti	24290	226	226	100.0	0	0.0	27.5	29.9
	Itasca	24300	216	216	100.0	0	0.0	18.0	19.6
	Jackson	24310	107	17	15.9	90	84.1	66.9	73.0
	Kanabec	24320	347	346	99.7	1	0.3	47.8	52.1
	Kandiyohi	24330	231	231	100.0	0	0.0	33.3	36.3
	Kittson	24340	356	185	52.0	171	48.0	61.0	66.8
	Koochiching	24350	219	28	12.8	191	87.2	86.8	94.7
	Lac qui Parle	24360	265	265	100.0	0	0.0	35.7	38.9
	Lake	24370	213	149	70.0	64	30.0	49.3	63.0
	Lake of the Woods	24380	339	0	0.0	339	100.0	92.7	101.1
	Le Sueur	24390	145	145	100.0	0	0.0	19.8	21.6

Access Detail By County SSA

September 5, 2024

Created by...
UnitedHealthcare

Access Analysis
Access - Eligibles
Eligible / Provider Groups
National Proxy Census
(UnitedHealthcare Choice Plus
MNN001)
Endocrinology

¹ The Access Standard is defined as
(National Proxy Census
(UnitedHealthcare Choice Plus
MNN001)) eligibles accessing:
¹ (Endocrinology) provider in 60 miles
or 60 minutes

Census With and Without Access									
State Name	County	County SSA	Eligible	With Access ¹		Without Access ¹		Average Distance	Average Time
			#	#	%	#	%	1	1
Minnesota	Lincoln	24400	118	118	100.0	0	0.0	14.1	15.4
	Lyon	24410	136	136	100.0	0	0.0	8.7	9.5
	Mahnomen	24430	220	220	100.0	0	0.0	49.3	53.7
	Marshall	24440	388	305	78.6	83	21.4	44.6	48.6
	Martin	24450	200	167	83.5	33	16.5	52.5	57.2
	McLeod	24420	199	199	100.0	0	0.0	10.2	11.1
	Meeker	24460	512	512	100.0	0	0.0	22.4	24.7
	Mille Lacs	24470	305	305	100.0	0	0.0	34.6	39.0
	Morrison	24480	187	187	100.0	0	0.0	11.3	12.3
	Mower	24490	458	458	100.0	0	0.0	29.3	31.9
	Murray	24500	321	321	100.0	0	0.0	32.5	35.4
	Nicollet	24510	161	161	100.0	0	0.0	12.9	14.1
	Nobles	24520	268	259	96.6	9	3.4	51.1	57.7
	Norman	24530	286	286	100.0	0	0.0	37.3	40.6
	Olmsted	24540	706	706	100.0	0	0.0	3.1	3.5
	Otter Tail	24550	302	302	100.0	0	0.0	34.8	38.0
	Pennington	24560	145	135	93.1	10	6.9	45.7	49.9
	Pine	24570	298	279	93.6	19	6.4	47.5	54.3
	Pipestone	24580	106	106	100.0	0	0.0	24.8	27.1
	Polk	24590	156	156	100.0	0	0.0	29.7	32.4
	Pope	24600	232	232	100.0	0	0.0	18.4	20.0
	Ramsey	24610	2,586	2,586	100.0	0	0.0	2.7	4.4
	Red Lake	24620	346	346	100.0	0	0.0	43.3	47.1
	Redwood	24630	335	335	100.0	0	0.0	31.8	34.7
	Renville	24640	157	157	100.0	0	0.0	26.7	29.1
	Rice	24650	308	308	100.0	0	0.0	18.0	21.2
	Rock	24660	440	440	100.0	0	0.0	29.0	34.3
	Roseau	24670	347	0	0.0	347	100.0	90.7	98.9
	Scott	24690	601	601	100.0	0	0.0	9.9	11.4
	Sherburne	24700	498	498	100.0	0	0.0	15.7	17.5
	Sibley	24710	167	167	100.0	0	0.0	24.5	26.7
	St. Louis	24680	919	785	85.4	134	14.6	30.1	36.5
	Stearns	24720	798	798	100.0	0	0.0	10.9	12.7
	Steele	24730	191	191	100.0	0	0.0	7.2	7.8
	Stevens	24740	199	199	100.0	0	0.0	31.0	33.8
	Swift	24750	102	102	100.0	0	0.0	12.8	13.9
	Todd	24760	286	286	100.0	0	0.0	11.7	12.7
	Traverse	24770	259	259	100.0	0	0.0	36.4	39.6
	Wabasha	24780	104	104	100.0	0	0.0	20.7	22.6
	Wadena	24790	167	167	100.0	0	0.0	24.0	26.1

Access Detail By County SSA

September 5, 2024

Created by...
UnitedHealthcare

Access Analysis
Access - Eligibles
Eligible / Provider Groups
National Proxy Census
(UnitedHealthcare Choice Plus
MNN001)
Endocrinology

¹ The Access Standard is defined as
(National Proxy Census
(UnitedHealthcare Choice Plus
MNN001)) eligibles accessing:
1 (Endocrinology) provider in 60 miles
or 60 minutes

Census With and Without Access									
State Name	County	County SSA	Eligible	With Access ¹		Without Access ¹		Average Distance	Average Time
			#	#	%	#	%	1	1
Minnesota	Waseca	24800	106	106	100.0	0	0.0	17.3	18.8
	Washington	24810	1,030	1,030	100.0	0	0.0	5.0	6.0
	Watonwan	24820	131	131	100.0	0	0.0	38.0	41.4
	Wilkin	24830	282	282	100.0	0	0.0	13.3	14.5
	Winona	24840	247	247	100.0	0	0.0	17.8	19.4
	Wright	24850	743	743	100.0	0	0.0	15.9	17.8
	Yellow Medicine	24860	199	199	100.0	0	0.0	17.8	19.4
	Grand Totals		35,677	33,876	95.0	1,801	5.0	20.0	22.6

UnitedHealthcare Choice Plus MNN001

September 5, 2024

Created by...
UnitedHealthcare

Gastroenterology (UnitedHealthcare Choice Plus MNN001)

Total Providers: 260
◆ Single providers (38)
✕ Multiple providers (59)

Access - Eligibles

Employee Group
National Proxy Census
(UnitedHealthcare Choice Plus MNN001)

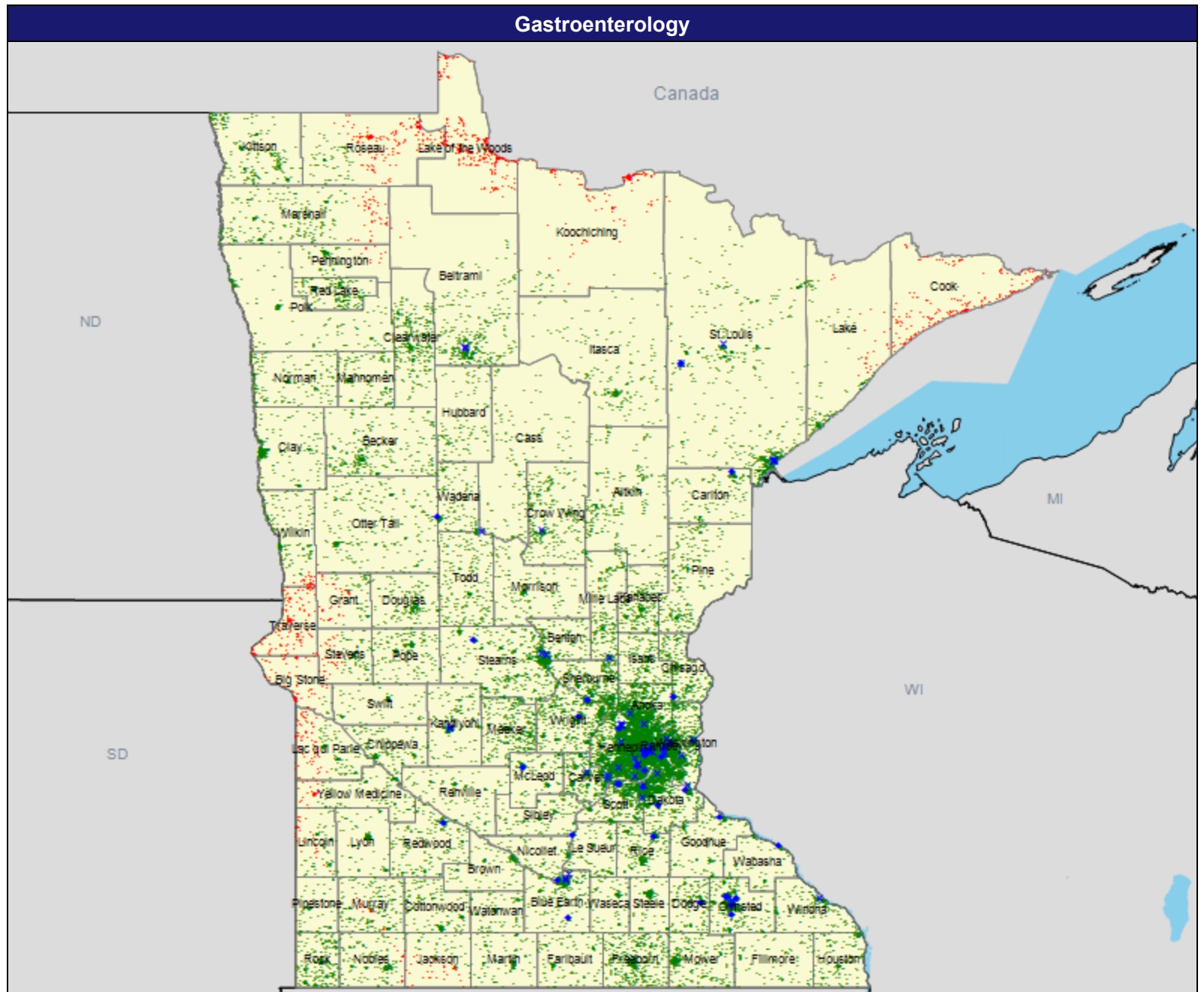
Provider Group
Gastroenterology
35,677 eligible locations
● With access (33,785)
● Without access (1,892)

The Access Standard is defined as
(National Proxy Census
(UnitedHealthcare Choice Plus MNN001))
eligibles accessing:

1 (Gastroenterology) provider in 60 miles or 60 minutes

Service Areas
■ UnitedHealthcare Choice Plus MNN001

62.78 miles



Access Detail By County SSA

September 5, 2024

Created by...
UnitedHealthcare

Access Analysis
Access - Eligibles
Eligible / Provider Groups
National Proxy Census
(UnitedHealthcare Choice Plus
MNN001)
Gastroenterology

¹ The Access Standard is defined as
(National Proxy Census
(UnitedHealthcare Choice Plus
MNN001)) eligibles accessing:
¹ (Gastroenterology) provider in 60
miles or 60 minutes

Census With and Without Access									
State Name	County	County SSA	Eligible	With Access ¹		Without Access ¹		Average Distance	Average Time
			#	#	%	#	%	1	1
Minnesota	Aitkin	24000	287	287	100.0	0	0.0	37.8	41.1
	Anoka	24010	1,740	1,740	100.0	0	0.0	6.1	7.6
	Becker	24020	364	364	100.0	0	0.0	41.6	45.4
	Beltrami	24030	450	446	99.1	4	0.9	13.4	14.5
	Benton	24040	243	243	100.0	0	0.0	8.8	10.3
	Big Stone	24050	101	7	6.9	94	93.1	72.9	79.5
	Blue Earth	24060	347	347	100.0	0	0.0	5.3	5.7
	Brown	24070	135	135	100.0	0	0.0	27.6	30.0
	Carlton	24080	180	180	100.0	0	0.0	12.2	13.3
	Carver	24090	795	795	100.0	0	0.0	5.0	5.5
	Cass	24100	144	144	100.0	0	0.0	31.6	34.4
	Chippewa	24110	266	266	100.0	0	0.0	34.9	38.0
	Chisago	24120	271	271	100.0	0	0.0	14.9	16.2
	Clay	24130	324	324	100.0	0	0.0	10.2	11.5
	Clearwater	24140	387	387	100.0	0	0.0	28.0	30.5
	Cook	24150	212	0	0.0	212	100.0	91.3	99.5
	Cottonwood	24160	255	255	100.0	0	0.0	42.4	46.2
	Crow Wing	24170	348	348	100.0	0	0.0	14.3	15.6
	Dakota	24180	1,818	1,818	100.0	0	0.0	4.3	5.6
	Dodge	24190	218	218	100.0	0	0.0	7.5	8.2
	Douglas	24200	191	191	100.0	0	0.0	36.9	40.2
	Faribault	24210	151	151	100.0	0	0.0	23.6	25.7
	Fillmore	24220	112	112	100.0	0	0.0	25.3	27.6
	Freeborn	24230	668	668	100.0	0	0.0	35.1	38.3
	Goodhue	24240	227	227	100.0	0	0.0	12.1	13.2
	Grant	24250	127	66	52.0	61	48.0	58.6	63.8
	Hennepin	24260	5,098	5,098	100.0	0	0.0	3.7	5.5
	Houston	24270	192	192	100.0	0	0.0	16.2	17.6
	Hubbard	24280	110	110	100.0	0	0.0	29.9	32.6
	Isanti	24290	226	226	100.0	0	0.0	17.4	19.0
	Itasca	24300	216	216	100.0	0	0.0	35.1	38.2
	Jackson	24310	107	52	48.6	55	51.4	59.0	64.6
	Kanabec	24320	347	347	100.0	0	0.0	33.2	36.2
	Kandiyohi	24330	231	231	100.0	0	0.0	8.2	8.9
	Kittson	24340	356	356	100.0	0	0.0	26.6	29.1
	Koochiching	24350	219	27	12.3	192	87.7	80.5	87.7
	Lac qui Parle	24360	265	190	71.7	75	28.3	57.7	62.9
	Lake	24370	213	185	86.9	28	13.1	44.7	52.5
	Lake of the Woods	24380	339	0	0.0	339	100.0	90.7	98.9
	Le Sueur	24390	145	145	100.0	0	0.0	13.4	14.6

Access Detail By County SSA

September 5, 2024

Created by...
UnitedHealthcare

Access Analysis
Access - Eligibles
Eligible / Provider Groups
National Proxy Census
(UnitedHealthcare Choice Plus
MNN001)
Gastroenterology

¹ The Access Standard is defined as
(National Proxy Census
(UnitedHealthcare Choice Plus
MNN001)) eligibles accessing:
¹ (Gastroenterology) provider in 60
miles or 60 minutes

Census With and Without Access									
State Name	County	County SSA	Eligible	With Access ¹		Without Access ¹		Average Distance	Average Time
			#	#	%	#	%	1	1
Minnesota	Lincoln	24400	118	83	70.3	35	29.7	59.2	65.8
	Lyon	24410	136	136	100.0	0	0.0	39.9	43.5
	Mahnomen	24430	220	220	100.0	0	0.0	49.3	53.8
	Marshall	24440	388	335	86.3	53	13.7	40.9	44.6
	Martin	24450	200	200	100.0	0	0.0	40.8	44.5
	McLeod	24420	199	199	100.0	0	0.0	10.2	11.1
	Meeker	24460	512	512	100.0	0	0.0	21.0	23.1
	Mille Lacs	24470	305	305	100.0	0	0.0	19.4	21.2
	Morrison	24480	187	187	100.0	0	0.0	25.9	28.8
	Mower	24490	458	458	100.0	0	0.0	29.4	32.0
	Murray	24500	321	249	77.6	72	22.4	56.0	62.6
	Nicollet	24510	161	161	100.0	0	0.0	10.2	11.1
	Nobles	24520	268	252	94.0	16	6.0	50.7	60.4
	Norman	24530	286	286	100.0	0	0.0	37.7	41.1
	Olmsted	24540	706	706	100.0	0	0.0	3.9	4.4
	Otter Tail	24550	302	301	99.7	1	0.3	33.9	37.0
	Pennington	24560	145	133	91.7	12	8.3	49.0	53.4
	Pine	24570	298	298	100.0	0	0.0	41.1	44.8
	Pipestone	24580	106	106	100.0	0	0.0	44.1	52.7
	Polk	24590	156	156	100.0	0	0.0	29.9	32.6
	Pope	24600	232	232	100.0	0	0.0	32.0	34.8
	Ramsey	24610	2,586	2,586	100.0	0	0.0	2.8	4.6
	Red Lake	24620	346	346	100.0	0	0.0	43.9	47.8
	Redwood	24630	335	335	100.0	0	0.0	15.0	16.3
	Renville	24640	157	157	100.0	0	0.0	20.0	21.7
	Rice	24650	308	308	100.0	0	0.0	11.4	12.4
	Rock	24660	440	440	100.0	0	0.0	27.6	33.1
	Roseau	24670	347	84	24.2	263	75.8	71.6	78.1
	Scott	24690	601	601	100.0	0	0.0	6.9	7.7
	Sherburne	24700	498	498	100.0	0	0.0	9.0	9.8
	Sibley	24710	167	167	100.0	0	0.0	18.4	20.1
	St. Louis	24680	919	917	99.8	2	0.2	11.8	13.6
	Stearns	24720	798	798	100.0	0	0.0	10.1	11.6
	Steele	24730	191	191	100.0	0	0.0	25.1	27.3
	Stevens	24740	199	157	78.9	42	21.1	56.1	61.2
	Swift	24750	102	102	100.0	0	0.0	38.6	42.0
	Todd	24760	286	286	100.0	0	0.0	17.0	18.5
	Traverse	24770	259	0	0.0	259	100.0	75.8	85.4
	Wabasha	24780	104	104	100.0	0	0.0	12.0	13.2
	Wadena	24790	167	167	100.0	0	0.0	11.5	12.5

Access Detail By County SSA

September 5, 2024

Created by...
UnitedHealthcare

Access Analysis
Access - Eligibles
Eligible / Provider Groups
National Proxy Census
(UnitedHealthcare Choice Plus
MNN001)
Gastroenterology

¹ The Access Standard is defined as
(National Proxy Census
(UnitedHealthcare Choice Plus
MNN001)) eligibles accessing:
1 (Gastroenterology) provider in 60
miles or 60 minutes

Census With and Without Access									
State Name	County	County SSA	Eligible	With Access ¹		Without Access ¹		Average Distance	Average Time
			#	#	%	#	%	1	1
Minnesota	Waseca	24800	106	106	100.0	0	0.0	22.9	24.9
	Washington	24810	1,030	1,030	100.0	0	0.0	5.2	6.3
	Watsonwan	24820	131	131	100.0	0	0.0	33.2	36.1
	Wilkin	24830	282	253	89.7	29	10.3	44.7	50.5
	Winona	24840	247	247	100.0	0	0.0	8.6	9.4
	Wright	24850	743	743	100.0	0	0.0	9.7	10.7
	Yellow Medicine	24860	199	151	75.9	48	24.1	45.0	49.0
	Grand Totals		35,677	33,785	94.7	1,892	5.3	19.6	22.0

UnitedHealthcare Choice Plus MNN001

September 5, 2024

Created by...
UnitedHealthcare

General Surgery (UnitedHealthcare Choice Plus MNN001)

Total Providers: 561
◆ Single providers (164)
✕ Multiple providers (269)

Access - Eligibles

Employee Group
National Proxy Census
(UnitedHealthcare Choice Plus MNN001)

Provider Group
General Surgery

35,677 eligible locations
● With access (35,526)
● Without access (151)

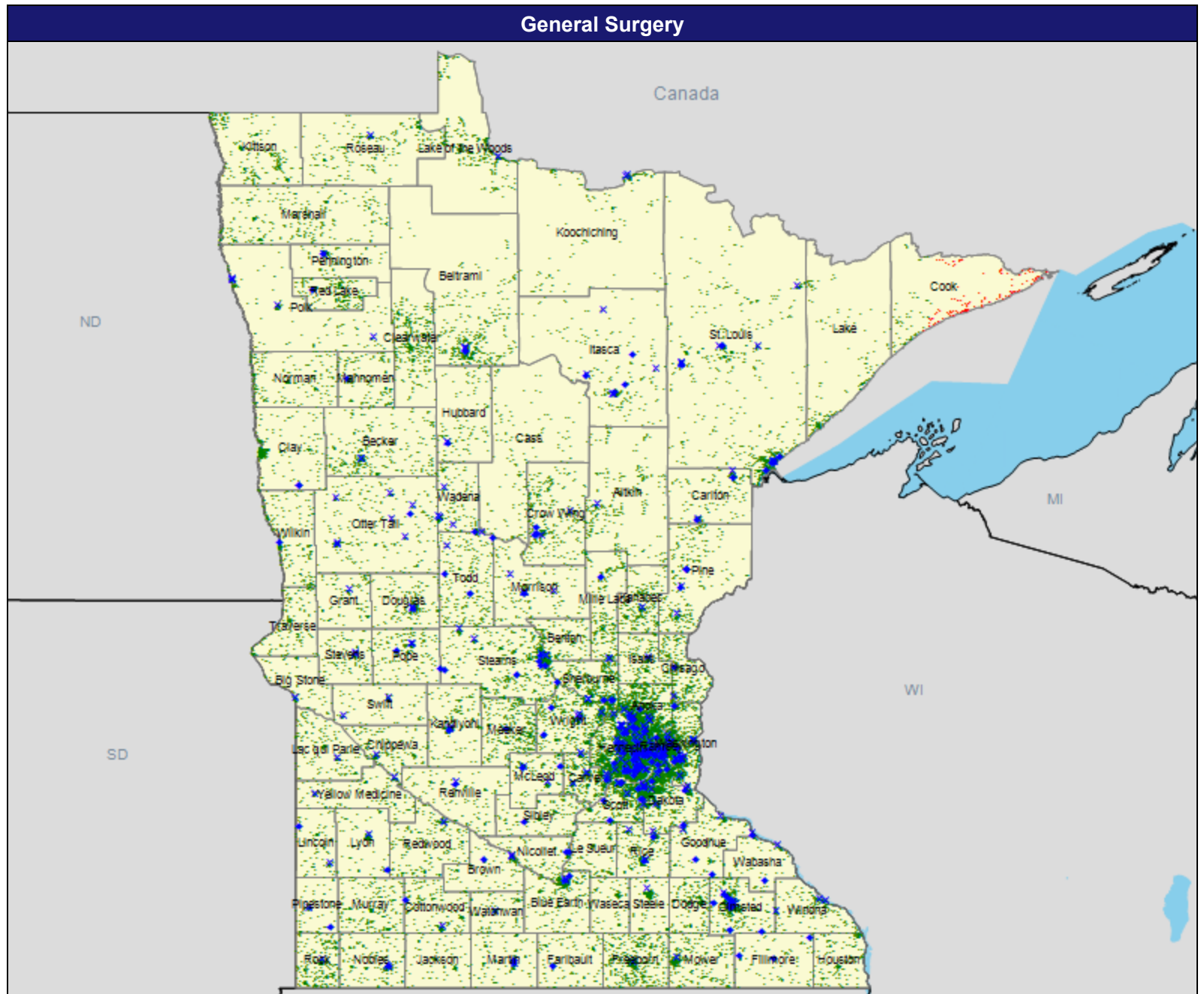
The Access Standard is defined as
(National Proxy Census
(UnitedHealthcare Choice Plus MNN001))
eligibles accessing:

1 (General Surgery) provider in 60
miles or 60 minutes

Service Areas

UnitedHealthcare Choice Plus MNN001

62.78 miles



Access Detail By County SSA

September 5, 2024

Created by...
UnitedHealthcare

Access Analysis
Access - Eligibles
Eligible / Provider Groups
National Proxy Census
(UnitedHealthcare Choice Plus
MNN001)
General Surgery

¹ The Access Standard is defined as
(National Proxy Census
(UnitedHealthcare Choice Plus
MNN001)) eligibles accessing:
¹ (General Surgery) provider in 60
miles or 60 minutes

Census With and Without Access									
State Name	County	County SSA	Eligible	With Access ¹		Without Access ¹		Average Distance	Average Time
			#	#	%	#	%	1	1
Minnesota	Aitkin	24000	287	287	100.0	0	0.0	15.8	17.2
	Anoka	24010	1,740	1,740	100.0	0	0.0	3.5	4.3
	Becker	24020	364	364	100.0	0	0.0	10.4	11.3
	Beltrami	24030	450	450	100.0	0	0.0	12.5	13.6
	Benton	24040	243	243	100.0	0	0.0	8.5	9.9
	Big Stone	24050	101	101	100.0	0	0.0	10.4	11.3
	Blue Earth	24060	347	347	100.0	0	0.0	7.1	7.7
	Brown	24070	135	135	100.0	0	0.0	6.4	7.0
	Carlton	24080	180	180	100.0	0	0.0	6.2	6.8
	Carver	24090	795	795	100.0	0	0.0	2.7	3.0
	Cass	24100	144	144	100.0	0	0.0	23.9	26.0
	Chippewa	24110	266	266	100.0	0	0.0	6.4	7.0
	Chisago	24120	271	271	100.0	0	0.0	6.7	7.3
	Clay	24130	324	324	100.0	0	0.0	6.8	7.7
	Clearwater	24140	387	387	100.0	0	0.0	20.8	22.7
	Cook	24150	212	61	28.8	151	71.2	71.7	78.2
	Cottonwood	24160	255	255	100.0	0	0.0	7.1	7.7
	Crow Wing	24170	348	348	100.0	0	0.0	9.7	10.6
	Dakota	24180	1,818	1,818	100.0	0	0.0	2.5	3.2
	Dodge	24190	218	218	100.0	0	0.0	10.9	11.8
	Douglas	24200	191	191	100.0	0	0.0	7.1	7.7
	Faribault	24210	151	151	100.0	0	0.0	13.1	14.2
	Fillmore	24220	112	112	100.0	0	0.0	6.8	7.4
	Freeborn	24230	668	668	100.0	0	0.0	7.5	8.2
	Goodhue	24240	227	227	100.0	0	0.0	5.1	5.5
	Grant	24250	127	127	100.0	0	0.0	11.2	12.2
	Hennepin	24260	5,098	5,098	100.0	0	0.0	1.8	2.8
	Houston	24270	192	192	100.0	0	0.0	14.0	15.2
	Hubbard	24280	110	110	100.0	0	0.0	11.9	12.9
	Isanti	24290	226	226	100.0	0	0.0	6.9	7.5
	Itasca	24300	216	216	100.0	0	0.0	8.5	9.2
	Jackson	24310	107	107	100.0	0	0.0	15.6	17.0
	Kanabec	24320	347	347	100.0	0	0.0	6.2	6.8
	Kandiyohi	24330	231	231	100.0	0	0.0	7.7	8.4
	Kittson	24340	356	356	100.0	0	0.0	26.5	29.0
	Koochiching	24350	219	219	100.0	0	0.0	13.8	15.0
	Lac qui Parle	24360	265	265	100.0	0	0.0	10.1	11.0
	Lake	24370	213	213	100.0	0	0.0	33.5	36.5
	Lake of the Woods	24380	339	339	100.0	0	0.0	17.4	18.9
	Le Sueur	24390	145	145	100.0	0	0.0	10.0	10.9

Access Detail By County SSA

September 5, 2024

Created by...
UnitedHealthcare

Access Analysis
Access - Eligibles
Eligible / Provider Groups
National Proxy Census
(UnitedHealthcare Choice Plus
MNN001)
General Surgery

¹ The Access Standard is defined as
(National Proxy Census
(UnitedHealthcare Choice Plus
MNN001)) eligibles accessing:
¹ (General Surgery) provider in 60
miles or 60 minutes

Census With and Without Access									
State Name	County	County SSA	Eligible	With Access ¹		Without Access ¹		Average Distance	Average Time
			#	#	%	#	%	1	1
Minnesota	Lincoln	24400	118	118	100.0	0	0.0	7.4	8.0
	Lyon	24410	136	136	100.0	0	0.0	5.8	6.3
	Mahnomen	24430	220	220	100.0	0	0.0	10.2	11.1
	Marshall	24440	388	388	100.0	0	0.0	24.7	26.9
	Martin	24450	200	200	100.0	0	0.0	7.1	7.7
	McLeod	24420	199	199	100.0	0	0.0	4.2	4.6
	Meeke	24460	512	512	100.0	0	0.0	7.8	8.5
	Mille Lacs	24470	305	305	100.0	0	0.0	10.5	11.4
	Morrison	24480	187	187	100.0	0	0.0	6.9	7.5
	Mower	24490	458	458	100.0	0	0.0	6.5	7.0
	Murray	24500	321	321	100.0	0	0.0	15.0	16.3
	Nicollet	24510	161	161	100.0	0	0.0	5.4	5.9
	Nobles	24520	268	268	100.0	0	0.0	7.6	8.2
	Norman	24530	286	286	100.0	0	0.0	22.7	24.7
	Olmsted	24540	706	706	100.0	0	0.0	2.6	3.0
	Otter Tail	24550	302	302	100.0	0	0.0	6.8	7.3
	Pennington	24560	145	145	100.0	0	0.0	5.5	6.0
	Pine	24570	298	298	100.0	0	0.0	7.3	7.9
	Pipestone	24580	106	106	100.0	0	0.0	4.2	4.5
	Polk	24590	156	156	100.0	0	0.0	9.0	9.8
	Pope	24600	232	232	100.0	0	0.0	5.7	6.2
	Ramsey	24610	2,586	2,586	100.0	0	0.0	1.7	2.7
	Red Lake	24620	346	346	100.0	0	0.0	10.0	10.8
	Redwood	24630	335	335	100.0	0	0.0	10.5	11.4
	Renville	24640	157	157	100.0	0	0.0	10.0	10.8
	Rice	24650	308	308	100.0	0	0.0	3.8	4.1
	Rock	24660	440	440	100.0	0	0.0	5.8	6.2
	Roseau	24670	347	347	100.0	0	0.0	15.4	16.8
	Scott	24690	601	601	100.0	0	0.0	3.3	3.7
	Sherburne	24700	498	498	100.0	0	0.0	5.4	5.9
	Sibley	24710	167	167	100.0	0	0.0	10.0	10.9
	St. Louis	24680	919	919	100.0	0	0.0	7.8	8.7
	Stearns	24720	798	798	100.0	0	0.0	5.6	6.2
	Steele	24730	191	191	100.0	0	0.0	6.6	7.1
	Stevens	24740	199	199	100.0	0	0.0	6.7	7.3
	Swift	24750	102	102	100.0	0	0.0	6.1	6.6
	Todd	24760	286	286	100.0	0	0.0	6.7	7.3
	Traverse	24770	259	259	100.0	0	0.0	26.5	28.9
	Wabasha	24780	104	104	100.0	0	0.0	5.1	5.5
	Wadena	24790	167	167	100.0	0	0.0	5.5	6.0

Access Detail By County SSA

September 5, 2024

Created by...
UnitedHealthcare

Access Analysis
Access - Eligibles
Eligible / Provider Groups
National Proxy Census
(UnitedHealthcare Choice Plus
MNN001)
General Surgery

¹ The Access Standard is defined as
(National Proxy Census
(UnitedHealthcare Choice Plus
MNN001)) eligibles accessing:
1 (General Surgery) provider in 60
miles or 60 minutes

Census With and Without Access									
State Name	County	County SSA	Eligible	With Access ¹		Without Access ¹		Average Distance	Average Time
			#	#	%	#	%	1	1
Minnesota	Waseca	24800	106	106	100.0	0	0.0	16.7	18.2
	Washington	24810	1,030	1,030	100.0	0	0.0	3.0	3.5
	Watonwan	24820	131	131	100.0	0	0.0	8.7	9.5
	Wilkin	24830	282	282	100.0	0	0.0	9.8	10.6
	Winona	24840	247	247	100.0	0	0.0	4.7	5.0
	Wright	24850	743	743	100.0	0	0.0	4.2	4.6
	Yellow Medicine	24860	199	199	100.0	0	0.0	8.0	8.7
	Grand Totals			35,677	35,526	99.6	151	0.4	7.2

UnitedHealthcare Choice Plus MNN001

September 5, 2024

Created by...
UnitedHealthcare

Genetics (UnitedHealthcare Choice Plus MNN001)

Total Providers: 117
◆ Single providers (38)
✕ Multiple providers (48)

Access - Eligibles

Employee Group
National Proxy Census
(UnitedHealthcare Choice Plus MNN001)

Provider Group
Genetics

35,677 eligible locations
● With access (30,262)
● Without access (5,415)

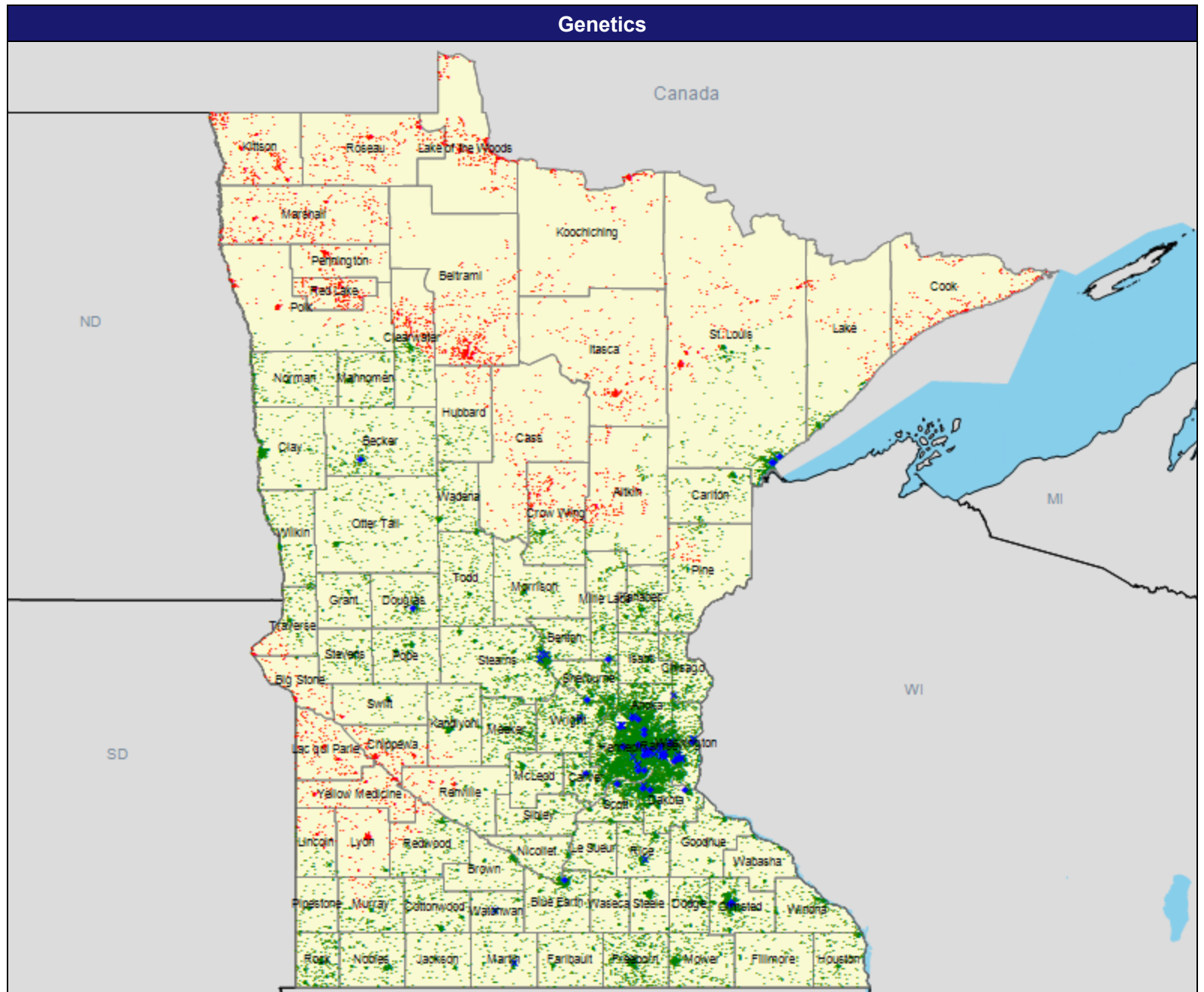
The Access Standard is defined as
(National Proxy Census
(UnitedHealthcare Choice Plus MNN001))
eligibles accessing:

1 (Genetics) provider in 60 miles or 60 minutes

Service Areas

UnitedHealthcare Choice Plus MNN001

62.78 miles



Access Detail By County SSA

September 5, 2024

Created by...
UnitedHealthcare

Access Analysis
Access - Eligibles
Eligible / Provider Groups
National Proxy Census
(UnitedHealthcare Choice Plus
MNN001)
Genetics

¹ The Access Standard is defined as
(National Proxy Census
(UnitedHealthcare Choice Plus
MNN001)) eligibles accessing:
¹ (Genetics) provider in 60 miles or 60
minutes

Census With and Without Access									
State Name	County	County SSA	Eligible	With Access ¹		Without Access ¹		Average Distance	Average Time
			#	#	%	#	%	1	1
Minnesota	Aitkin	24000	287	105	36.6	182	63.4	63.1	70.4
	Anoka	24010	1,740	1,740	100.0	0	0.0	5.7	7.4
	Becker	24020	364	364	100.0	0	0.0	14.0	15.2
	Beltrami	24030	450	0	0.0	450	100.0	81.4	88.7
	Benton	24040	243	243	100.0	0	0.0	8.9	10.4
	Big Stone	24050	101	11	10.9	90	89.1	68.8	75.0
	Blue Earth	24060	347	347	100.0	0	0.0	7.8	8.5
	Brown	24070	135	135	100.0	0	0.0	26.7	29.0
	Carlton	24080	180	180	100.0	0	0.0	29.6	35.9
	Carver	24090	795	795	100.0	0	0.0	7.8	8.7
	Cass	24100	144	19	13.2	125	86.8	71.1	78.1
	Chippewa	24110	266	27	10.2	239	89.8	66.7	72.7
	Chisago	24120	271	271	100.0	0	0.0	14.9	16.2
	Clay	24130	324	324	100.0	0	0.0	9.4	10.6
	Clearwater	24140	387	187	48.3	200	51.7	61.1	66.6
	Cook	24150	212	0	0.0	212	100.0	108.4	118.2
	Cottonwood	24160	255	255	100.0	0	0.0	29.2	31.8
	Crow Wing	24170	348	167	48.0	181	52.0	62.1	70.1
	Dakota	24180	1,818	1,818	100.0	0	0.0	5.1	7.0
	Dodge	24190	218	218	100.0	0	0.0	19.4	21.1
	Douglas	24200	191	191	100.0	0	0.0	8.2	8.9
	Faribault	24210	151	151	100.0	0	0.0	26.7	29.1
	Fillmore	24220	112	112	100.0	0	0.0	32.8	35.8
	Freeborn	24230	668	668	100.0	0	0.0	44.9	49.1
	Goodhue	24240	227	227	100.0	0	0.0	22.0	24.0
	Grant	24250	127	127	100.0	0	0.0	32.8	35.7
	Hennepin	24260	5,098	5,098	100.0	0	0.0	3.8	5.7
	Houston	24270	192	192	100.0	0	0.0	17.6	19.2
	Hubbard	24280	110	77	70.0	33	30.0	52.4	57.1
	Isanti	24290	226	226	100.0	0	0.0	17.5	19.1
	Itasca	24300	216	3	1.4	213	98.6	83.8	92.3
	Jackson	24310	107	107	100.0	0	0.0	33.7	36.7
	Kanabec	24320	347	347	100.0	0	0.0	33.2	36.2
	Kandiyohi	24330	231	216	93.5	15	6.5	53.3	58.2
	Kittson	24340	356	0	0.0	356	100.0	132.5	145.1
	Koochiching	24350	219	0	0.0	219	100.0	135.8	148.2
	Lac qui Parle	24360	265	0	0.0	265	100.0	78.5	85.6
	Lake	24370	213	144	67.6	69	32.4	47.0	51.2
	Lake of the Woods	24380	339	0	0.0	339	100.0	149.4	163.0
	Le Sueur	24390	145	145	100.0	0	0.0	20.2	22.0

Access Detail By County SSA

September 5, 2024

Created by...
UnitedHealthcare

Access Analysis
Access - Eligibles
Eligible / Provider Groups
National Proxy Census
(UnitedHealthcare Choice Plus
MNN001)
Genetics

¹ The Access Standard is defined as
(National Proxy Census
(UnitedHealthcare Choice Plus
MNN001)) eligibles accessing:
¹ (Genetics) provider in 60 miles or 60
minutes

Census With and Without Access									
State Name	County	County SSA	Eligible	With Access ¹		Without Access ¹		Average Distance	Average Time
			#	#	%	#	%	1	1
Minnesota	Lincoln	24400	118	62	52.5	56	47.5	58.8	64.1
	Lyon	24410	136	20	14.7	116	85.3	69.9	76.2
	Mahnomen	24430	220	220	100.0	0	0.0	36.8	40.0
	Marshall	24440	388	0	0.0	388	100.0	102.9	112.2
	Martin	24450	200	200	100.0	0	0.0	8.2	8.9
	McLeod	24420	199	199	100.0	0	0.0	25.4	27.7
	Meeke	24460	512	512	100.0	0	0.0	32.0	34.9
	Mille Lacs	24470	305	305	100.0	0	0.0	21.0	22.9
	Morrison	24480	187	187	100.0	0	0.0	34.1	39.0
	Mower	24490	458	458	100.0	0	0.0	39.6	43.2
	Murray	24500	321	295	91.9	26	8.1	54.9	60.0
	Nicollet	24510	161	161	100.0	0	0.0	13.7	14.9
	Nobles	24520	268	268	100.0	0	0.0	51.8	57.6
	Norman	24530	286	286	100.0	0	0.0	36.8	40.1
	Olmsted	24540	706	706	100.0	0	0.0	5.9	6.5
	Otter Tail	24550	302	302	100.0	0	0.0	32.5	35.4
	Pennington	24560	145	0	0.0	145	100.0	91.0	99.2
	Pine	24570	298	259	86.9	39	13.1	47.9	53.4
	Pipestone	24580	106	106	100.0	0	0.0	42.9	47.0
	Polk	24590	156	53	34.0	103	66.0	64.3	70.1
	Pope	24600	232	232	100.0	0	0.0	21.4	23.3
	Ramsey	24610	2,586	2,586	100.0	0	0.0	2.5	4.0
	Red Lake	24620	346	0	0.0	346	100.0	74.8	81.6
	Redwood	24630	335	282	84.2	53	15.8	51.7	56.4
	Renville	24640	157	89	56.7	68	43.3	55.4	60.4
	Rice	24650	308	308	100.0	0	0.0	9.9	10.8
	Rock	24660	440	440	100.0	0	0.0	29.7	33.8
	Roseau	24670	347	0	0.0	347	100.0	140.5	153.2
	Scott	24690	601	601	100.0	0	0.0	7.9	9.0
	Sherburne	24700	498	498	100.0	0	0.0	9.0	9.8
	Sibley	24710	167	167	100.0	0	0.0	30.4	33.2
	St. Louis	24680	919	658	71.6	261	28.4	34.5	38.3
	Stearns	24720	798	798	100.0	0	0.0	14.0	15.6
	Steele	24730	191	191	100.0	0	0.0	18.2	19.9
	Stevens	24740	199	199	100.0	0	0.0	42.3	46.0
	Swift	24750	102	78	76.5	24	23.5	50.3	54.9
	Todd	24760	286	286	100.0	0	0.0	34.3	37.4
	Traverse	24770	259	203	78.4	56	21.6	57.7	63.0
	Wabasha	24780	104	104	100.0	0	0.0	28.6	31.1
	Wadena	24790	167	167	100.0	0	0.0	45.6	49.7

Access Detail By County SSA

September 5, 2024

Created by...
UnitedHealthcare

Access Analysis
Access - Eligibles
Eligible / Provider Groups
National Proxy Census
(UnitedHealthcare Choice Plus
MNN001)
Genetics

¹ The Access Standard is defined as
(National Proxy Census
(UnitedHealthcare Choice Plus
MNN001)) eligibles accessing:
1 (Genetics) provider in 60 miles or 60
minutes

Census With and Without Access									
State Name	County	County SSA	Eligible	With Access ¹		Without Access ¹		Average Distance	Average Time
			#	#	%	#	%	1	1
Minnesota	Waseca	24800	106	106	100.0	0	0.0	24.6	26.8
	Washington	24810	1,030	1,030	100.0	0	0.0	4.5	5.4
	Watonwan	24820	131	131	100.0	0	0.0	8.7	9.5
	Wilkin	24830	282	282	100.0	0	0.0	41.8	47.7
	Winona	24840	247	247	100.0	0	0.0	28.5	31.0
	Wright	24850	743	743	100.0	0	0.0	9.8	10.7
	Yellow Medicine	24860	199	0	0.0	199	100.0	77.0	83.9
	Grand Totals		35,677	30,262	84.8	5,415	15.2	28.5	31.7

UnitedHealthcare Choice Plus MNN001

September 5, 2024

Created by...
UnitedHealthcare

Infectious Disease (UnitedHealthcare Choice Plus MNN001)

Total Providers: 136
◆ Single providers (38)
✕ Multiple providers (51)

Access - Eligibles

Employee Group
National Proxy Census
(UnitedHealthcare Choice Plus MNN001)

Provider Group
Infectious Disease
35,677 eligible locations
● With access (34,671)
● Without access (1,006)

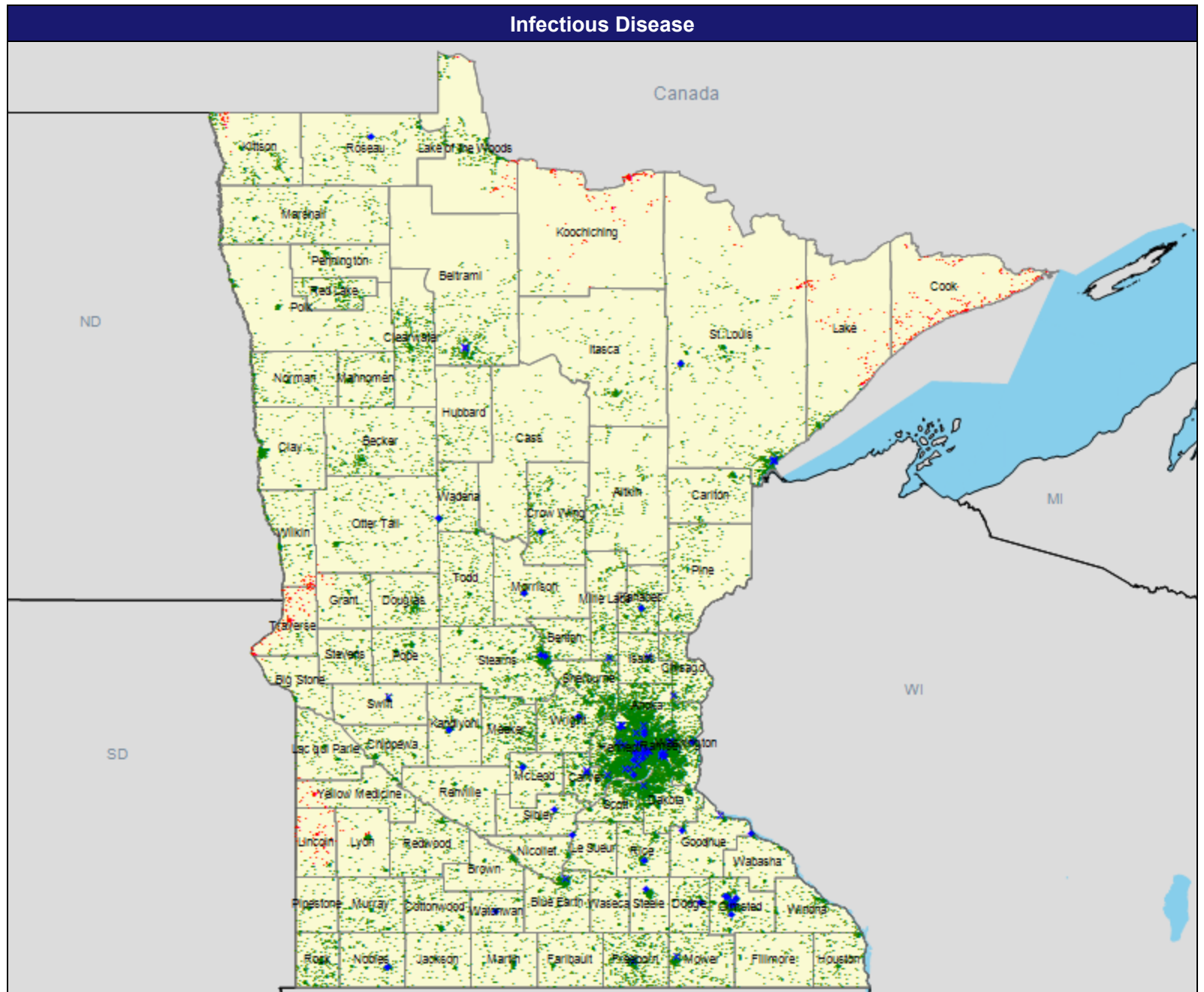
The Access Standard is defined as
(National Proxy Census
(UnitedHealthcare Choice Plus MNN001))
eligibles accessing:

1 (Infectious Disease) provider in 60 miles or 60 minutes

Service Areas

UnitedHealthcare Choice Plus MNN001

62.78 miles



Access Detail By County SSA

September 5, 2024

Created by...
UnitedHealthcare

Access Analysis
Access - Eligibles
Eligible / Provider Groups
National Proxy Census
(UnitedHealthcare Choice Plus
MNN001)
Infectious Diseases

¹ The Access Standard is defined as
(National Proxy Census
(UnitedHealthcare Choice Plus
MNN001)) eligibles accessing:
¹ (Infectious Diseases) provider in 60
miles or 60 minutes

Census With and Without Access									
State Name	County	County SSA	Eligible	With Access ¹		Without Access ¹		Average Distance	Average Time
			#	#	%	#	%	1	1
Minnesota	Aitkin	24000	287	287	100.0	0	0.0	38.2	41.7
	Anoka	24010	1,740	1,740	100.0	0	0.0	7.4	9.2
	Becker	24020	364	364	100.0	0	0.0	41.9	45.8
	Beltrami	24030	450	450	100.0	0	0.0	13.2	14.3
	Benton	24040	243	243	100.0	0	0.0	8.9	10.4
	Big Stone	24050	101	100	99.0	1	1.0	43.1	46.9
	Blue Earth	24060	347	347	100.0	0	0.0	7.8	8.5
	Brown	24070	135	135	100.0	0	0.0	26.7	29.0
	Carlton	24080	180	180	100.0	0	0.0	29.5	39.9
	Carver	24090	795	795	100.0	0	0.0	5.5	6.1
	Cass	24100	144	144	100.0	0	0.0	33.0	36.0
	Chippewa	24110	266	266	100.0	0	0.0	26.6	29.0
	Chisago	24120	271	271	100.0	0	0.0	12.4	13.4
	Clay	24130	324	324	100.0	0	0.0	9.8	11.4
	Clearwater	24140	387	387	100.0	0	0.0	28.0	30.5
	Cook	24150	212	0	0.0	212	100.0	111.6	134.3
	Cottonwood	24160	255	255	100.0	0	0.0	27.7	30.2
	Crow Wing	24170	348	348	100.0	0	0.0	14.3	15.6
	Dakota	24180	1,818	1,818	100.0	0	0.0	7.5	9.8
	Dodge	24190	218	218	100.0	0	0.0	7.2	7.9
	Douglas	24200	191	191	100.0	0	0.0	40.7	44.4
	Faribault	24210	151	151	100.0	0	0.0	30.3	33.0
	Fillmore	24220	112	112	100.0	0	0.0	30.0	32.7
	Freeborn	24230	668	668	100.0	0	0.0	7.5	8.2
	Goodhue	24240	227	227	100.0	0	0.0	8.6	9.4
	Grant	24250	127	118	92.9	9	7.1	51.5	56.1
	Hennepin	24260	5,098	5,098	100.0	0	0.0	3.2	4.7
	Houston	24270	192	192	100.0	0	0.0	17.6	19.2
	Hubbard	24280	110	110	100.0	0	0.0	29.9	32.6
	Isanti	24290	226	226	100.0	0	0.0	7.4	8.1
	Itasca	24300	216	216	100.0	0	0.0	35.1	38.2
	Jackson	24310	107	107	100.0	0	0.0	26.7	29.1
	Kanabec	24320	347	347	100.0	0	0.0	6.8	7.4
	Kandiyohi	24330	231	231	100.0	0	0.0	8.7	9.4
	Kittson	24340	356	317	89.0	39	11.0	51.3	56.2
	Koochiching	24350	219	27	12.3	192	87.7	79.4	86.6
	Lac qui Parle	24360	265	263	99.2	2	0.8	43.1	47.0
	Lake	24370	213	125	58.7	88	41.3	50.0	64.8
	Lake of the Woods	24380	339	308	90.9	31	9.1	49.2	53.6
	Le Sueur	24390	145	145	100.0	0	0.0	14.0	15.2

Access Detail By County SSA

September 5, 2024

Created by...
UnitedHealthcare

Access Analysis
Access - Eligibles
Eligible / Provider Groups
National Proxy Census
(UnitedHealthcare Choice Plus
MNN001)
Infectious Diseases

¹ The Access Standard is defined as
(National Proxy Census
(UnitedHealthcare Choice Plus
MNN001)) eligibles accessing:
¹ (Infectious Diseases) provider in 60
miles or 60 minutes

Census With and Without Access									
State Name	County	County SSA	Eligible	With Access ¹		Without Access ¹		Average Distance	Average Time
			#	#	%	#	%	1	1
Minnesota	Lincoln	24400	118	35	29.7	83	70.3	65.0	73.1
	Lyon	24410	136	123	90.4	13	9.6	55.3	60.3
	Mahnomen	24430	220	220	100.0	0	0.0	49.3	53.8
	Marshall	24440	388	388	100.0	0	0.0	39.1	42.6
	Martin	24450	200	200	100.0	0	0.0	25.4	27.7
	McLeod	24420	199	199	100.0	0	0.0	9.4	10.2
	Meeke	24460	512	512	100.0	0	0.0	21.1	23.2
	Mille Lacs	24470	305	305	100.0	0	0.0	16.4	17.8
	Morrison	24480	187	187	100.0	0	0.0	12.1	13.2
	Mower	24490	458	458	100.0	0	0.0	8.1	8.8
	Murray	24500	321	321	100.0	0	0.0	30.1	32.8
	Nicollet	24510	161	161	100.0	0	0.0	11.8	12.9
	Nobles	24520	268	268	100.0	0	0.0	9.9	10.7
	Norman	24530	286	286	100.0	0	0.0	38.0	41.4
	Olmsted	24540	706	706	100.0	0	0.0	3.8	4.3
	Otter Tail	24550	302	301	99.7	1	0.3	34.7	38.0
	Pennington	24560	145	145	100.0	0	0.0	48.1	52.4
	Pine	24570	298	298	100.0	0	0.0	30.4	33.6
	Pipestone	24580	106	106	100.0	0	0.0	45.3	52.6
	Polk	24590	156	156	100.0	0	0.0	30.7	33.4
	Pope	24600	232	232	100.0	0	0.0	27.7	30.2
	Ramsey	24610	2,586	2,586	100.0	0	0.0	3.2	5.3
	Red Lake	24620	346	346	100.0	0	0.0	44.8	48.8
	Redwood	24630	335	335	100.0	0	0.0	44.0	48.0
	Renville	24640	157	157	100.0	0	0.0	28.4	30.9
	Rice	24650	308	308	100.0	0	0.0	9.6	10.4
	Rock	24660	440	440	100.0	0	0.0	29.1	32.8
	Roseau	24670	347	347	100.0	0	0.0	15.6	16.9
	Scott	24690	601	601	100.0	0	0.0	9.7	11.2
	Sherburne	24700	498	498	100.0	0	0.0	12.8	14.4
	Sibley	24710	167	167	100.0	0	0.0	11.0	12.0
	St. Louis	24680	919	876	95.3	43	4.7	17.8	20.8
	Stearns	24720	798	798	100.0	0	0.0	15.0	17.4
	Steele	24730	191	191	100.0	0	0.0	6.6	7.1
	Stevens	24740	199	199	100.0	0	0.0	31.4	34.2
	Swift	24750	102	102	100.0	0	0.0	12.6	13.7
	Todd	24760	286	286	100.0	0	0.0	25.6	27.8
	Traverse	24770	259	45	17.4	214	82.6	63.1	69.1
	Wabasha	24780	104	104	100.0	0	0.0	14.2	15.6
	Wadena	24790	167	167	100.0	0	0.0	12.3	13.4

Access Detail By County SSA

September 5, 2024

Created by...
UnitedHealthcare

Access Analysis
Access - Eligibles
Eligible / Provider Groups
National Proxy Census
(UnitedHealthcare Choice Plus
MNN001)
Infectious Diseases

¹ The Access Standard is defined as
(National Proxy Census
(UnitedHealthcare Choice Plus
MNN001)) eligibles accessing:
1 (Infectious Diseases) provider in 60
miles or 60 minutes

Census With and Without Access									
State Name	County	County SSA	Eligible	With Access ¹		Without Access ¹		Average Distance	Average Time
			#	#	%	#	%	1	1
Minnesota	Waseca	24800	106	106	100.0	0	0.0	16.9	18.4
	Washington	24810	1,030	1,030	100.0	0	0.0	7.7	10.3
	Watonwan	24820	131	131	100.0	0	0.0	8.7	9.5
	Wilkin	24830	282	255	90.4	27	9.6	44.0	50.6
	Winona	24840	247	247	100.0	0	0.0	29.3	31.9
	Wright	24850	743	743	100.0	0	0.0	11.5	12.8
	Yellow Medicine	24860	199	148	74.4	51	25.6	48.0	52.3
	Grand Totals			35,677	34,671	97.2	1,006	2.8	17.5

UnitedHealthcare Choice Plus MNN001

September 5, 2024

Created by...
UnitedHealthcare

Mammography (UnitedHealthcare Choice Plus MNN001)

Total Providers: 151
◆ All facilities

Access - Eligibles

Employee Group
National Proxy Census
(UnitedHealthcare Choice Plus MNN001)

Provider Group
Mammography

35,677 eligible locations
● With access (35,661)
● Without access (16)

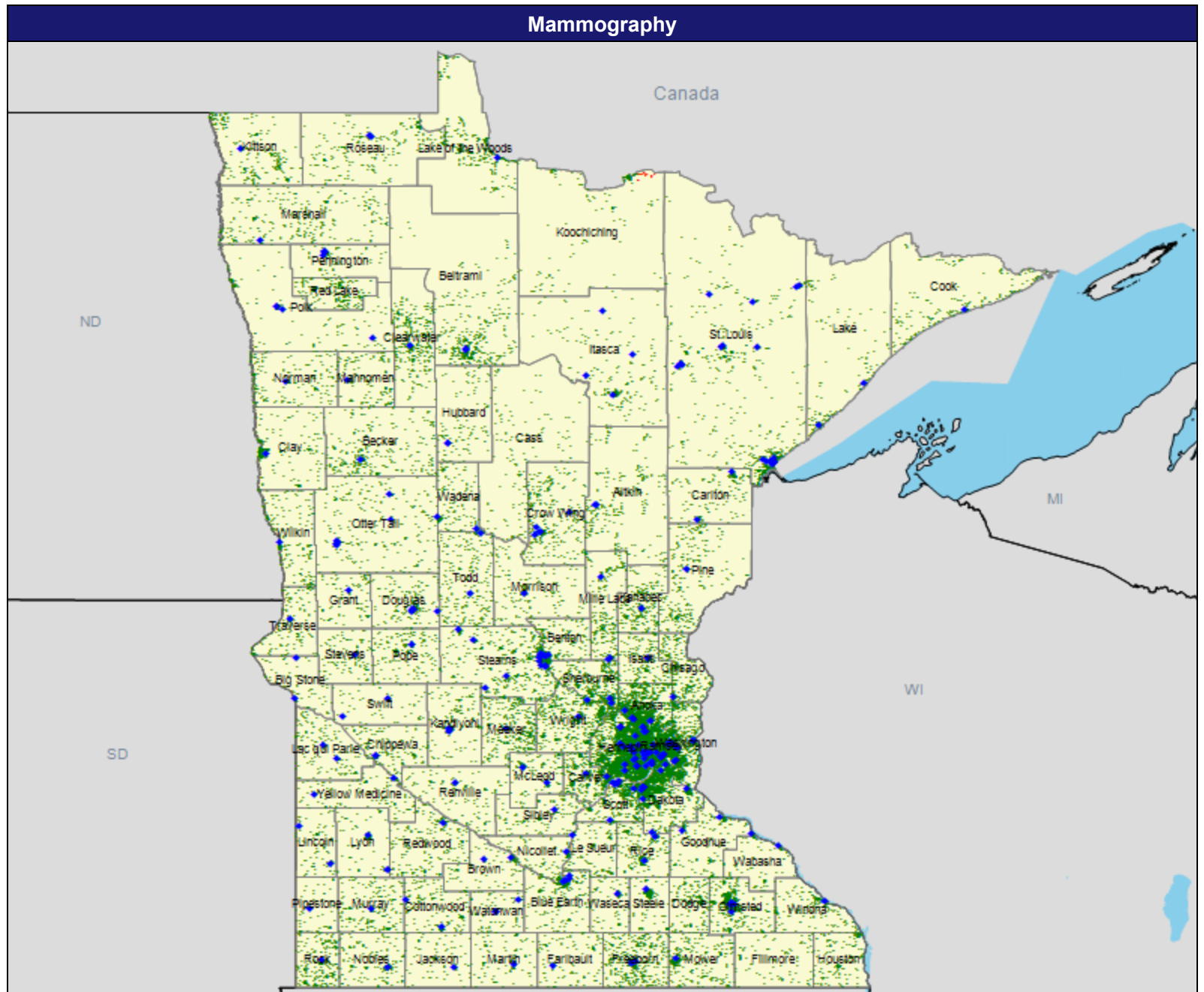
The Access Standard is defined as
(National Proxy Census
(UnitedHealthcare Choice Plus MNN001))
eligibles accessing:

1 (Mammography) facility in 60 miles or
60 minutes

Service Areas

■ UnitedHealthcare Choice Plus MNN001

62.78 miles



Access Detail By County SSA

September 5, 2024

Created by...
UnitedHealthcare

Access Analysis
Access - Eligibles
Eligible / Provider Groups
National Proxy Census
(UnitedHealthcare Choice Plus
MNN001)
Mammography

¹ The Access Standard is defined as
(National Proxy Census
(UnitedHealthcare Choice Plus
MNN001)) eligibles accessing:
¹ (Mammography) facility in 60 miles or
60 minutes

Census With and Without Access									
State Name	County	County SSA	Eligible	With Access ¹		Without Access ¹		Average Distance	Average Time
			#	#	%	#	%	1	1
Minnesota	Aitkin	24000	287	287	100.0	0	0.0	15.7	17.1
	Anoka	24010	1,740	1,740	100.0	0	0.0	4.6	5.7
	Becker	24020	364	364	100.0	0	0.0	10.7	11.7
	Beltrami	24030	450	450	100.0	0	0.0	12.9	14.0
	Benton	24040	243	243	100.0	0	0.0	7.9	8.6
	Big Stone	24050	101	101	100.0	0	0.0	6.5	7.1
	Blue Earth	24060	347	347	100.0	0	0.0	6.4	6.9
	Brown	24070	135	135	100.0	0	0.0	6.3	6.8
	Carlton	24080	180	180	100.0	0	0.0	7.0	7.6
	Carver	24090	795	795	100.0	0	0.0	5.4	6.0
	Cass	24100	144	144	100.0	0	0.0	24.3	26.5
	Chippewa	24110	266	266	100.0	0	0.0	6.4	6.9
	Chisago	24120	271	271	100.0	0	0.0	10.2	11.1
	Clay	24130	324	324	100.0	0	0.0	8.1	8.9
	Clearwater	24140	387	387	100.0	0	0.0	10.6	11.5
	Cook	24150	212	212	100.0	0	0.0	20.0	21.8
	Cottonwood	24160	255	255	100.0	0	0.0	7.1	7.7
	Crow Wing	24170	348	348	100.0	0	0.0	9.8	10.6
	Dakota	24180	1,818	1,818	100.0	0	0.0	4.3	5.2
	Dodge	24190	218	218	100.0	0	0.0	16.9	18.4
	Douglas	24200	191	191	100.0	0	0.0	6.9	7.5
	Faribault	24210	151	151	100.0	0	0.0	12.9	14.1
	Fillmore	24220	112	112	100.0	0	0.0	21.4	23.4
	Freeborn	24230	668	668	100.0	0	0.0	6.8	7.4
	Goodhue	24240	227	227	100.0	0	0.0	9.1	9.9
	Grant	24250	127	127	100.0	0	0.0	10.8	11.8
	Hennepin	24260	5,098	5,098	100.0	0	0.0	2.9	4.4
	Houston	24270	192	192	100.0	0	0.0	15.6	17.0
	Hubbard	24280	110	110	100.0	0	0.0	12.2	13.3
	Isanti	24290	226	226	100.0	0	0.0	7.2	7.8
	Itasca	24300	216	216	100.0	0	0.0	9.8	10.7
	Jackson	24310	107	107	100.0	0	0.0	8.7	9.4
	Kanabec	24320	347	347	100.0	0	0.0	6.4	6.9
	Kandiyohi	24330	231	231	100.0	0	0.0	7.1	7.7
	Kittson	24340	356	356	100.0	0	0.0	16.0	17.5
	Koochiching	24350	219	203	92.7	16	7.3	47.5	51.8
	Lac qui Parle	24360	265	265	100.0	0	0.0	5.8	6.2
	Lake	24370	213	213	100.0	0	0.0	7.7	8.4
	Lake of the Woods	24380	339	339	100.0	0	0.0	17.3	18.9
	Le Sueur	24390	145	145	100.0	0	0.0	8.4	9.1

Access Detail By County SSA

September 5, 2024

Created by...
UnitedHealthcare

Access Analysis
Access - Eligibles
Eligible / Provider Groups
National Proxy Census
(UnitedHealthcare Choice Plus
MNN001)
Mammography

¹ The Access Standard is defined as
(National Proxy Census
(UnitedHealthcare Choice Plus
MNN001)) eligibles accessing:
¹ (Mammography) facility in 60 miles or
60 minutes

Census With and Without Access									
State Name	County	County SSA	Eligible	With Access ¹		Without Access ¹		Average Distance	Average Time
			#	#	%	#	%	1	1
Minnesota	Lincoln	24400	118	118	100.0	0	0.0	7.4	8.0
	Lyon	24410	136	136	100.0	0	0.0	5.8	6.3
	Mahnomen	24430	220	220	100.0	0	0.0	10.1	11.0
	Marshall	24440	388	388	100.0	0	0.0	17.0	18.6
	Martin	24450	200	200	100.0	0	0.0	7.8	8.4
	McLeod	24420	199	199	100.0	0	0.0	6.1	6.6
	Meeker	24460	512	512	100.0	0	0.0	8.5	9.2
	Mille Lacs	24470	305	305	100.0	0	0.0	10.2	11.1
	Morrison	24480	187	187	100.0	0	0.0	10.4	11.3
	Mower	24490	458	458	100.0	0	0.0	8.1	8.8
	Murray	24500	321	321	100.0	0	0.0	8.8	9.5
	Nicollet	24510	161	161	100.0	0	0.0	5.5	5.9
	Nobles	24520	268	268	100.0	0	0.0	8.2	8.9
	Norman	24530	286	286	100.0	0	0.0	11.2	12.2
	Olmsted	24540	706	706	100.0	0	0.0	5.1	5.6
	Otter Tail	24550	302	302	100.0	0	0.0	9.6	10.5
	Pennington	24560	145	145	100.0	0	0.0	4.8	5.1
	Pine	24570	298	298	100.0	0	0.0	11.6	12.6
	Pipestone	24580	106	106	100.0	0	0.0	6.7	7.2
	Polk	24590	156	156	100.0	0	0.0	9.3	10.1
	Pope	24600	232	232	100.0	0	0.0	7.9	8.5
	Ramsey	24610	2,586	2,586	100.0	0	0.0	2.4	3.8
	Red Lake	24620	346	346	100.0	0	0.0	18.9	20.6
	Redwood	24630	335	335	100.0	0	0.0	10.5	11.4
	Renville	24640	157	157	100.0	0	0.0	10.3	11.2
	Rice	24650	308	308	100.0	0	0.0	5.0	5.4
	Rock	24660	440	440	100.0	0	0.0	6.8	7.3
	Roseau	24670	347	347	100.0	0	0.0	15.3	16.6
	Scott	24690	601	601	100.0	0	0.0	4.8	5.4
	Sherburne	24700	498	498	100.0	0	0.0	6.0	6.6
	Sibley	24710	167	167	100.0	0	0.0	10.0	10.9
	St. Louis	24680	919	919	100.0	0	0.0	6.5	7.1
	Stearns	24720	798	798	100.0	0	0.0	5.3	5.7
	Steele	24730	191	191	100.0	0	0.0	6.4	7.0
	Stevens	24740	199	199	100.0	0	0.0	6.7	7.3
	Swift	24750	102	102	100.0	0	0.0	6.1	6.6
	Todd	24760	286	286	100.0	0	0.0	8.7	9.4
	Traverse	24770	259	259	100.0	0	0.0	7.1	7.7
	Wabasha	24780	104	104	100.0	0	0.0	10.1	11.0
	Wadena	24790	167	167	100.0	0	0.0	8.7	9.5

Access Detail By County SSA

September 5, 2024

Created by...
UnitedHealthcare

Access Analysis
Access - Eligibles
Eligible / Provider Groups
National Proxy Census
(UnitedHealthcare Choice Plus
MNN001)
Mammography

¹ The Access Standard is defined as
(National Proxy Census
(UnitedHealthcare Choice Plus
MNN001)) eligibles accessing:
1 (Mammography) facility in 60 miles or
60 minutes

Census With and Without Access									
State Name	County	County SSA	Eligible	With Access ¹		Without Access ¹		Average Distance	Average Time
			#	#	%	#	%	1	1
Minnesota	Waseca	24800	106	106	100.0	0	0.0	7.2	7.8
	Washington	24810	1,030	1,030	100.0	0	0.0	4.7	5.6
	Watonwan	24820	131	131	100.0	0	0.0	5.7	6.2
	Wilkin	24830	282	282	100.0	0	0.0	11.6	12.6
	Winona	24840	247	247	100.0	0	0.0	9.0	9.8
	Wright	24850	743	743	100.0	0	0.0	8.5	9.3
	Yellow Medicine	24860	199	199	100.0	0	0.0	8.0	8.7
	Grand Totals			35,677	35,661	99.9	16	0.1	7.3

UnitedHealthcare Choice Plus MNN001

September 5, 2024

Created by...
UnitedHealthcare

Nephrology (UnitedHealthcare Choice Plus MNN001)

Total Providers: 169
◆ Single providers (65)
✕ Multiple providers (73)

Access - Eligibles

Employee Group
National Proxy Census
(UnitedHealthcare Choice Plus MNN001)

Provider Group
Nephrology

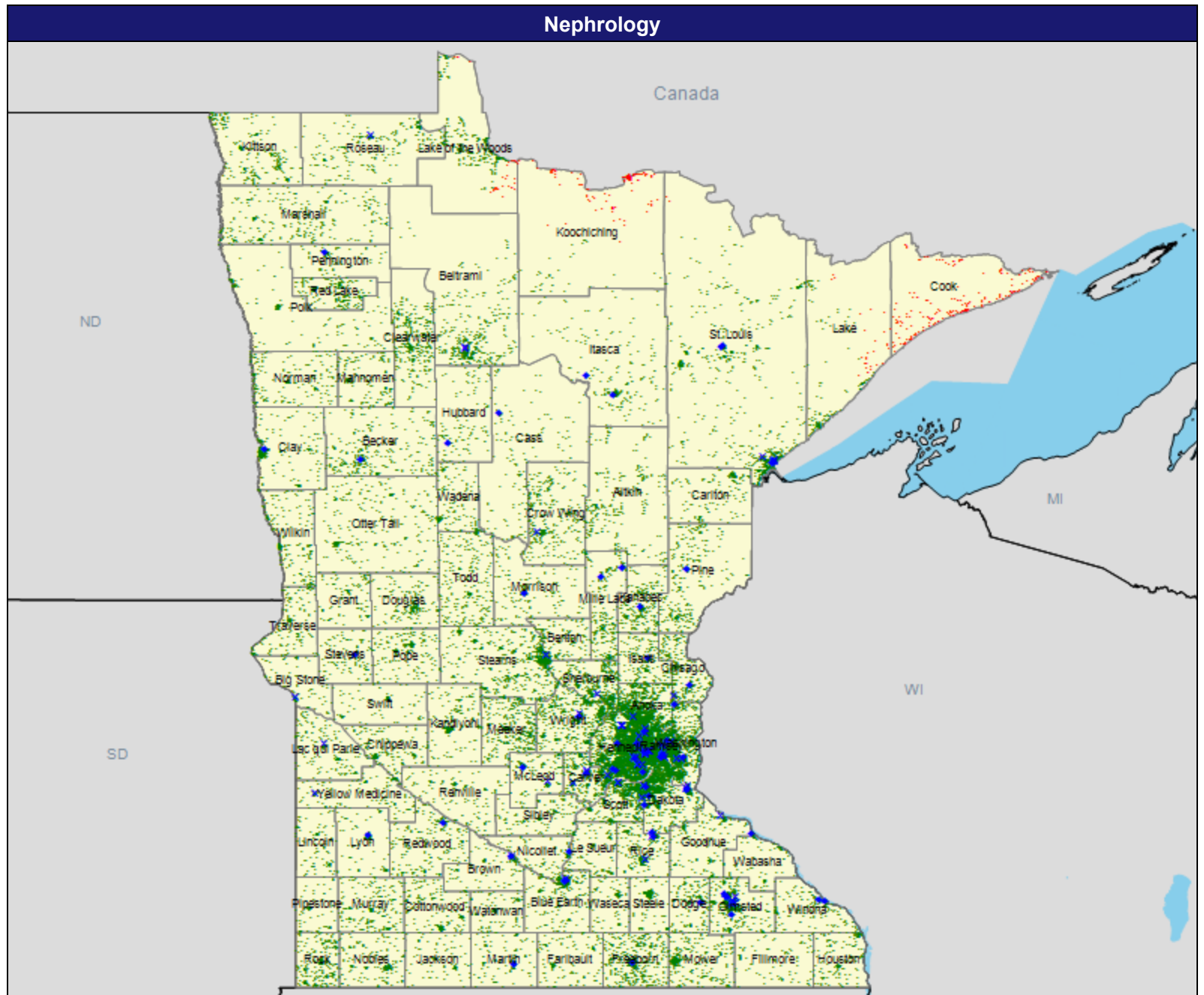
35,677 eligible locations
● With access (35,224)
● Without access (453)

The Access Standard is defined as
(National Proxy Census
(UnitedHealthcare Choice Plus MNN001))
eligibles accessing:

1 (Nephrology) provider in 60 miles or
60 minutes

Service Areas

UnitedHealthcare Choice Plus MNN001



Access Detail By County SSA

September 5, 2024

Created by...
UnitedHealthcare

Access Analysis
Access - Eligibles
Eligible / Provider Groups
National Proxy Census
(UnitedHealthcare Choice Plus
MNN001)
Nephrology

¹ The Access Standard is defined as
(National Proxy Census
(UnitedHealthcare Choice Plus
MNN001)) eligibles accessing:
¹ (Nephrology) provider in 60 miles or
60 minutes

Census With and Without Access									
State Name	County	County SSA	Eligible	With Access ¹		Without Access ¹		Average Distance	Average Time
			#	#	%	#	%	1	1
Minnesota	Aitkin	24000	287	287	100.0	0	0.0	28.6	31.2
	Anoka	24010	1,740	1,740	100.0	0	0.0	6.3	8.2
	Becker	24020	364	364	100.0	0	0.0	11.2	12.2
	Beltrami	24030	450	450	100.0	0	0.0	13.1	14.2
	Benton	24040	243	243	100.0	0	0.0	9.4	11.0
	Big Stone	24050	101	101	100.0	0	0.0	10.8	11.7
	Blue Earth	24060	347	347	100.0	0	0.0	7.5	8.2
	Brown	24070	135	135	100.0	0	0.0	11.0	11.9
	Carlton	24080	180	180	100.0	0	0.0	22.3	24.3
	Carver	24090	795	795	100.0	0	0.0	3.8	4.2
	Cass	24100	144	144	100.0	0	0.0	20.2	21.9
	Chippewa	24110	266	266	100.0	0	0.0	28.4	31.0
	Chisago	24120	271	271	100.0	0	0.0	8.6	9.3
	Clay	24130	324	324	100.0	0	0.0	8.5	10.0
	Clearwater	24140	387	387	100.0	0	0.0	27.9	30.4
	Cook	24150	212	0	0.0	212	100.0	91.3	99.5
	Cottonwood	24160	255	255	100.0	0	0.0	39.7	43.2
	Crow Wing	24170	348	348	100.0	0	0.0	15.2	16.5
	Dakota	24180	1,818	1,818	100.0	0	0.0	4.6	6.0
	Dodge	24190	218	218	100.0	0	0.0	7.5	8.2
	Douglas	24200	191	191	100.0	0	0.0	40.4	44.0
	Faribault	24210	151	151	100.0	0	0.0	22.2	24.2
	Fillmore	24220	112	112	100.0	0	0.0	25.3	27.6
	Freeborn	24230	668	668	100.0	0	0.0	8.0	8.7
	Goodhue	24240	227	227	100.0	0	0.0	10.9	12.0
	Grant	24250	127	127	100.0	0	0.0	28.4	30.9
	Hennepin	24260	5,098	5,098	100.0	0	0.0	3.3	5.1
	Houston	24270	192	192	100.0	0	0.0	15.6	17.0
	Hubbard	24280	110	110	100.0	0	0.0	10.7	11.6
	Isanti	24290	226	226	100.0	0	0.0	7.9	8.6
	Itasca	24300	216	216	100.0	0	0.0	14.6	15.9
	Jackson	24310	107	107	100.0	0	0.0	34.7	37.8
	Kanabec	24320	347	347	100.0	0	0.0	6.2	6.7
	Kandiyohi	24330	231	231	100.0	0	0.0	41.5	45.7
	Kittson	24340	356	356	100.0	0	0.0	26.6	29.0
	Koochiching	24350	219	39	17.8	180	82.2	77.6	84.6
	Lac qui Parle	24360	265	265	100.0	0	0.0	9.6	10.4
	Lake	24370	213	185	86.9	28	13.1	44.7	49.9
	Lake of the Woods	24380	339	308	90.9	31	9.1	49.2	53.6
	Le Sueur	24390	145	145	100.0	0	0.0	14.8	16.1

Access Detail By County SSA

September 5, 2024

Created by...
UnitedHealthcare

Access Analysis
Access - Eligibles
Eligible / Provider Groups
National Proxy Census
(UnitedHealthcare Choice Plus
MNN001)
Nephrology

¹ The Access Standard is defined as
(National Proxy Census
(UnitedHealthcare Choice Plus
MNN001)) eligibles accessing:
¹ (Nephrology) provider in 60 miles or
60 minutes

Census With and Without Access									
State Name	County	County SSA	Eligible	With Access ¹		Without Access ¹		Average Distance	Average Time
			#	#	%	#	%	1	1
Minnesota	Lincoln	24400	118	118	100.0	0	0.0	21.9	23.9
	Lyon	24410	136	136	100.0	0	0.0	9.4	10.2
	Mahnomen	24430	220	220	100.0	0	0.0	36.0	39.2
	Marshall	24440	388	388	100.0	0	0.0	25.1	27.4
	Martin	24450	200	200	100.0	0	0.0	8.9	9.6
	McLeod	24420	199	199	100.0	0	0.0	6.0	6.5
	Meeker	24460	512	512	100.0	0	0.0	22.4	24.6
	Mille Lacs	24470	305	305	100.0	0	0.0	15.5	16.8
	Morrison	24480	187	187	100.0	0	0.0	11.2	12.2
	Mower	24490	458	458	100.0	0	0.0	22.1	24.1
	Murray	24500	321	321	100.0	0	0.0	34.8	38.0
	Nicollet	24510	161	161	100.0	0	0.0	5.9	6.4
	Nobles	24520	268	268	100.0	0	0.0	39.7	44.0
	Norman	24530	286	286	100.0	0	0.0	35.1	39.2
	Olmsted	24540	706	706	100.0	0	0.0	3.7	4.2
	Otter Tail	24550	302	302	100.0	0	0.0	30.8	33.6
	Pennington	24560	145	145	100.0	0	0.0	5.2	5.7
	Pine	24570	298	298	100.0	0	0.0	15.4	16.7
	Pipestone	24580	106	106	100.0	0	0.0	39.1	43.4
	Polk	24590	156	156	100.0	0	0.0	25.8	28.1
	Pope	24600	232	232	100.0	0	0.0	25.5	27.8
	Ramsey	24610	2,586	2,586	100.0	0	0.0	2.8	4.6
	Red Lake	24620	346	346	100.0	0	0.0	22.4	24.4
	Redwood	24630	335	335	100.0	0	0.0	13.5	14.7
	Renville	24640	157	157	100.0	0	0.0	20.1	21.9
	Rice	24650	308	308	100.0	0	0.0	5.1	5.5
	Rock	24660	440	440	100.0	0	0.0	29.7	35.6
	Roseau	24670	347	347	100.0	0	0.0	15.5	16.9
	Scott	24690	601	601	100.0	0	0.0	6.9	7.7
	Sherburne	24700	498	498	100.0	0	0.0	9.4	10.3
	Sibley	24710	167	167	100.0	0	0.0	15.0	16.3
	St. Louis	24680	919	917	99.8	2	0.2	13.6	15.1
	Stearns	24720	798	798	100.0	0	0.0	16.6	19.5
	Steele	24730	191	191	100.0	0	0.0	16.5	17.9
	Stevens	24740	199	199	100.0	0	0.0	6.9	7.5
	Swift	24750	102	102	100.0	0	0.0	28.6	31.1
	Todd	24760	286	286	100.0	0	0.0	30.0	32.7
	Traverse	24770	259	259	100.0	0	0.0	27.7	30.1
	Wabasha	24780	104	104	100.0	0	0.0	14.0	15.4
	Wadena	24790	167	167	100.0	0	0.0	27.1	29.5

Access Detail By County SSA

September 5, 2024

Created by...
UnitedHealthcare

Access Analysis
Access - Eligibles
Eligible / Provider Groups
National Proxy Census
(UnitedHealthcare Choice Plus
MNN001)
Nephrology

¹ The Access Standard is defined as
(National Proxy Census
(UnitedHealthcare Choice Plus
MNN001)) eligibles accessing:
1 (Nephrology) provider in 60 miles or
60 minutes

Census With and Without Access									
State Name	County	County SSA	Eligible	With Access ¹		Without Access ¹		Average Distance	Average Time
			#	#	%	#	%	1	1
Minnesota	Waseca	24800	106	106	100.0	0	0.0	22.8	24.8
	Washington	24810	1,030	1,030	100.0	0	0.0	5.4	6.4
	Watonwan	24820	131	131	100.0	0	0.0	25.8	28.1
	Wilkin	24830	282	282	100.0	0	0.0	13.0	14.2
	Winona	24840	247	247	100.0	0	0.0	8.0	8.7
	Wright	24850	743	743	100.0	0	0.0	10.1	11.1
	Yellow Medicine	24860	199	199	100.0	0	0.0	18.4	20.1
	Grand Totals			35,677	35,224	98.7	453	1.3	13.8

UnitedHealthcare Choice Plus MNN001

September 5, 2024

Created by...
UnitedHealthcare

Neurology and Neurological Surgery
(UnitedHealthcare Choice Plus MNN001)

Total Providers: 439

- ◆ Single providers (121)
- ✕ Multiple providers (128)

Access - Eligibles

Employee Group

National Proxy Census
(UnitedHealthcare Choice Plus MNN001)

Provider Group
Neurology and Neurological Surgery

35,677 eligible locations

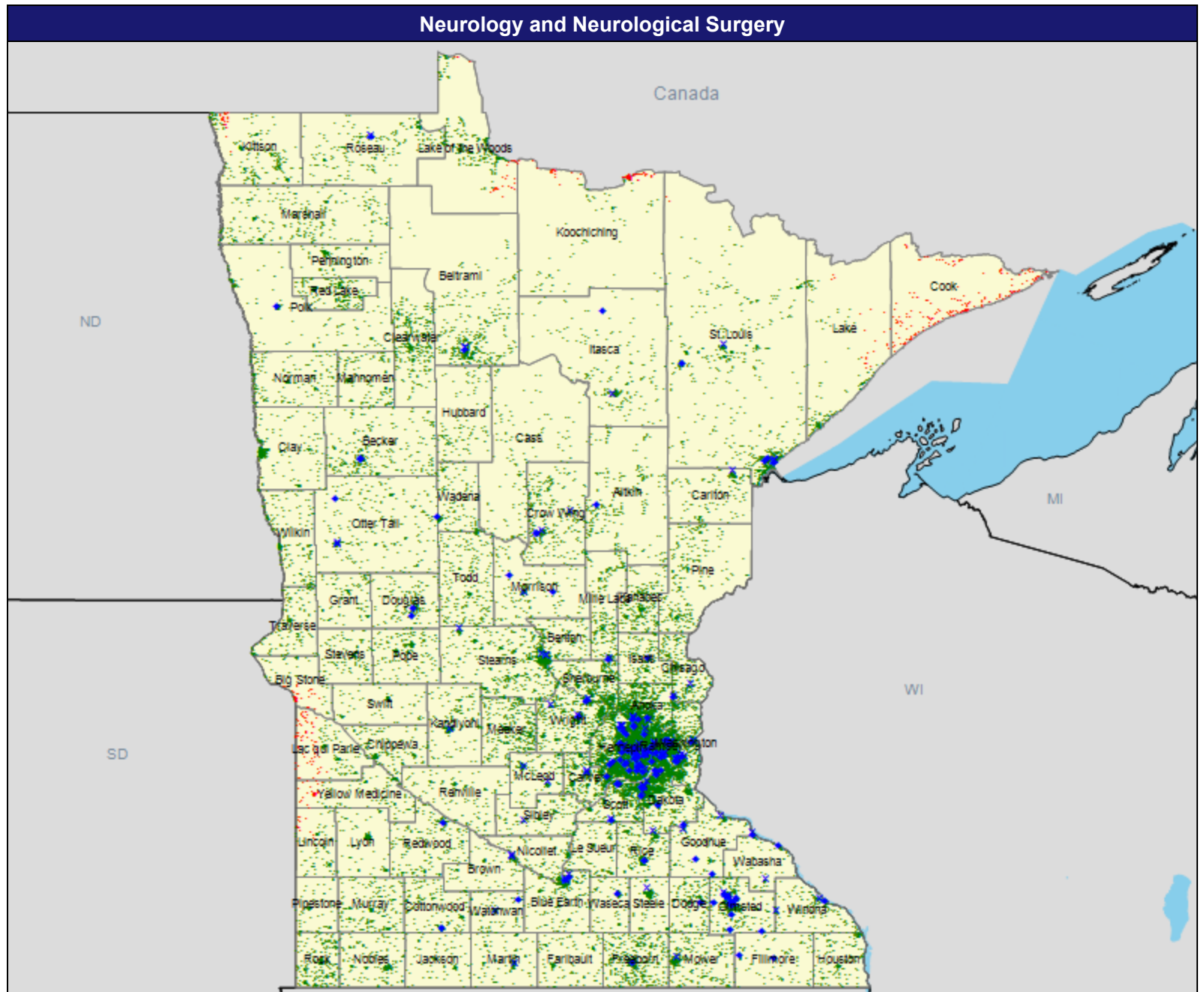
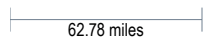
- With access (35,045)
- Without access (632)

The Access Standard is defined as
(National Proxy Census
(UnitedHealthcare Choice Plus MNN001))
eligibles accessing:

- 1 (Neurology and Neurological Surgery) provider in 60 miles or 60 minutes

Service Areas

- UnitedHealthcare Choice Plus MNN001



Access Detail By County SSA

September 5, 2024

Created by...
UnitedHealthcare

Access Analysis
Access - Eligibles
Eligible / Provider Groups
National Proxy Census
(UnitedHealthcare Choice Plus
MNN001)
Neurology and Neurosurgery

¹ The Access Standard is defined as
(National Proxy Census
(UnitedHealthcare Choice Plus
MNN001)) eligibles accessing:
¹ (Neurology and Neurosurgery)
provider in 60 miles or 60 minutes

Census With and Without Access									
State Name	County	County SSA	Eligible	With Access ¹		Without Access ¹		Average Distance	Average Time
			#	#	%	#	%	1	1
Minnesota	Aitkin	24000	287	287	100.0	0	0.0	17.7	19.2
	Anoka	24010	1,740	1,740	100.0	0	0.0	4.9	6.4
	Becker	24020	364	364	100.0	0	0.0	13.2	14.4
	Beltrami	24030	450	450	100.0	0	0.0	13.1	14.3
	Benton	24040	243	243	100.0	0	0.0	8.6	9.9
	Big Stone	24050	101	50	49.5	51	50.5	60.2	65.6
	Blue Earth	24060	347	347	100.0	0	0.0	6.7	7.3
	Brown	24070	135	135	100.0	0	0.0	10.2	11.1
	Carlton	24080	180	180	100.0	0	0.0	12.2	13.2
	Carver	24090	795	795	100.0	0	0.0	5.0	5.5
	Cass	24100	144	144	100.0	0	0.0	29.4	32.1
	Chippewa	24110	266	266	100.0	0	0.0	34.9	38.0
	Chisago	24120	271	271	100.0	0	0.0	8.4	9.1
	Clay	24130	324	324	100.0	0	0.0	8.5	9.7
	Clearwater	24140	387	387	100.0	0	0.0	27.8	30.2
	Cook	24150	212	0	0.0	212	100.0	88.8	96.8
	Cottonwood	24160	255	255	100.0	0	0.0	12.3	13.4
	Crow Wing	24170	348	348	100.0	0	0.0	10.3	11.2
	Dakota	24180	1,818	1,818	100.0	0	0.0	4.5	5.4
	Dodge	24190	218	218	100.0	0	0.0	7.0	7.6
	Douglas	24200	191	191	100.0	0	0.0	7.8	8.4
	Faribault	24210	151	151	100.0	0	0.0	22.2	24.2
	Fillmore	24220	112	112	100.0	0	0.0	8.7	9.4
	Freeborn	24230	668	668	100.0	0	0.0	7.5	8.2
	Goodhue	24240	227	227	100.0	0	0.0	5.1	5.6
	Grant	24250	127	127	100.0	0	0.0	24.3	26.5
	Hennepin	24260	5,098	5,098	100.0	0	0.0	2.4	3.6
	Houston	24270	192	192	100.0	0	0.0	16.0	17.4
	Hubbard	24280	110	110	100.0	0	0.0	30.0	32.7
	Isanti	24290	226	226	100.0	0	0.0	7.5	8.1
	Itasca	24300	216	216	100.0	0	0.0	12.7	13.8
	Jackson	24310	107	107	100.0	0	0.0	16.4	17.8
	Kanabec	24320	347	347	100.0	0	0.0	24.4	26.5
	Kandiyohi	24330	231	231	100.0	0	0.0	8.7	9.4
	Kittson	24340	356	317	89.0	39	11.0	51.3	56.2
	Koochiching	24350	219	87	39.7	132	60.3	54.7	59.6
	Lac qui Parle	24360	265	190	71.7	75	28.3	57.8	63.0
	Lake	24370	213	191	89.7	22	10.3	44.2	48.4
	Lake of the Woods	24380	339	308	90.9	31	9.1	49.2	53.6
	Le Sueur	24390	145	145	100.0	0	0.0	11.7	12.7

Access Detail By County SSA

September 5, 2024

Created by...
UnitedHealthcare

Access Analysis
Access - Eligibles
Eligible / Provider Groups
National Proxy Census
(UnitedHealthcare Choice Plus
MNN001)
Neurology and Neurosurgery

¹ The Access Standard is defined as
(National Proxy Census
(UnitedHealthcare Choice Plus
MNN001)) eligibles accessing:
¹ (Neurology and Neurosurgery)
provider in 60 miles or 60 minutes

Census With and Without Access									
State Name	County	County SSA	Eligible	With Access ¹		Without Access ¹		Average Distance	Average Time
			#	#	%	#	%	1	1
Minnesota	Lincoln	24400	118	98	83.1	20	16.9	56.0	61.0
	Lyon	24410	136	136	100.0	0	0.0	39.9	43.5
	Mahnomen	24430	220	220	100.0	0	0.0	35.4	38.5
	Marshall	24440	388	388	100.0	0	0.0	36.9	40.2
	Martin	24450	200	200	100.0	0	0.0	8.1	8.8
	McLeod	24420	199	199	100.0	0	0.0	5.9	6.4
	Meeke	24460	512	512	100.0	0	0.0	18.8	20.4
	Mille Lacs	24470	305	305	100.0	0	0.0	16.5	18.0
	Morrison	24480	187	187	100.0	0	0.0	7.9	8.5
	Mower	24490	458	458	100.0	0	0.0	6.6	7.1
	Murray	24500	321	321	100.0	0	0.0	35.8	39.0
	Nicollet	24510	161	161	100.0	0	0.0	8.8	9.5
	Nobles	24520	268	268	100.0	0	0.0	32.7	35.6
	Norman	24530	286	286	100.0	0	0.0	33.2	36.2
	Olmsted	24540	706	706	100.0	0	0.0	2.4	2.7
	Otter Tail	24550	302	302	100.0	0	0.0	12.7	13.8
	Pennington	24560	145	145	100.0	0	0.0	40.2	43.8
	Pine	24570	298	298	100.0	0	0.0	25.8	28.1
	Pipestone	24580	106	106	100.0	0	0.0	42.8	46.9
	Polk	24590	156	156	100.0	0	0.0	18.7	20.3
	Pope	24600	232	232	100.0	0	0.0	18.4	20.0
	Ramsey	24610	2,586	2,586	100.0	0	0.0	2.2	3.5
	Red Lake	24620	346	346	100.0	0	0.0	27.5	30.0
	Redwood	24630	335	335	100.0	0	0.0	15.0	16.3
	Renville	24640	157	157	100.0	0	0.0	19.8	21.6
	Rice	24650	308	308	100.0	0	0.0	5.4	5.9
	Rock	24660	440	440	100.0	0	0.0	29.7	33.7
	Roseau	24670	347	347	100.0	0	0.0	15.6	16.9
	Scott	24690	601	601	100.0	0	0.0	5.7	6.3
	Sherburne	24700	498	498	100.0	0	0.0	8.9	9.8
	Sibley	24710	167	167	100.0	0	0.0	11.6	12.6
	St. Louis	24680	919	917	99.8	2	0.2	11.3	12.5
	Stearns	24720	798	798	100.0	0	0.0	10.5	12.1
	Steele	24730	191	191	100.0	0	0.0	6.5	7.1
	Stevens	24740	199	199	100.0	0	0.0	39.4	42.9
	Swift	24750	102	102	100.0	0	0.0	38.8	42.3
	Todd	24760	286	286	100.0	0	0.0	17.7	19.2
	Traverse	24770	259	259	100.0	0	0.0	36.2	39.5
	Wabasha	24780	104	104	100.0	0	0.0	5.1	5.5
	Wadena	24790	167	167	100.0	0	0.0	13.0	14.1

Access Detail By County SSA

September 5, 2024

Created by...
UnitedHealthcare

Access Analysis
Access - Eligibles
Eligible / Provider Groups
National Proxy Census
(UnitedHealthcare Choice Plus
MNN001)
Neurology and Neurosurgery

¹ The Access Standard is defined as
(National Proxy Census
(UnitedHealthcare Choice Plus
MNN001)) eligibles accessing:
1 (Neurology and Neurosurgery)
provider in 60 miles or 60 minutes

Census With and Without Access									
State Name	County	County SSA	Eligible	With Access ¹		Without Access ¹		Average Distance	Average Time
			#	#	%	#	%	1	1
Minnesota	Waseca	24800	106	106	100.0	0	0.0	7.2	7.8
	Washington	24810	1,030	1,030	100.0	0	0.0	4.6	5.5
	Watonwan	24820	131	131	100.0	0	0.0	5.8	6.3
	Wilkin	24830	282	282	100.0	0	0.0	11.4	12.4
	Winona	24840	247	247	100.0	0	0.0	4.8	5.2
	Wright	24850	743	743	100.0	0	0.0	7.8	8.6
	Yellow Medicine	24860	199	151	75.9	48	24.1	45.0	49.0
	Grand Totals			35,677	35,045	98.2	632	1.8	13.3

UnitedHealthcare Choice Plus MNN001

September 5, 2024

Created by...
UnitedHealthcare

Obstetrics and Gynecology Physicians,
Certified Nurse Midwife (UnitedHealthcare
Choice Plus MNN001)

Total Providers: 923
◆ Single providers (131)
✕ Multiple providers (323)

Access - Eligibles

Employee Group
National Proxy Census
(UnitedHealthcare Choice Plus
MNN001)

Provider Group
Obstetrics and Gynecology Physicians,
Certified Nurse Midwife

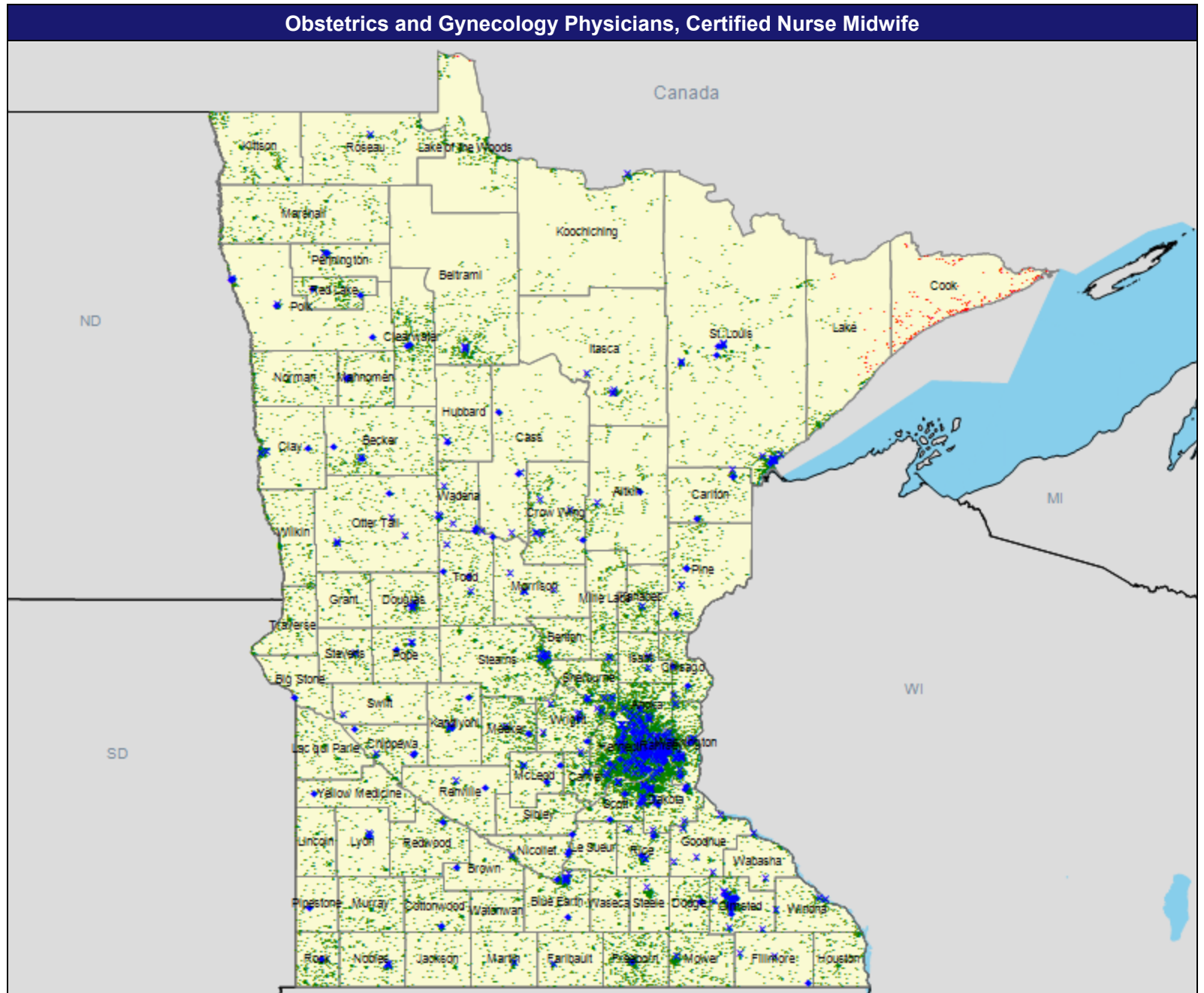
35,677 eligible locations
● With access (35,432)
● Without access (245)

The Access Standard is defined as
(National Proxy Census
(UnitedHealthcare Choice Plus MNN001))
eligibles accessing:

1 (Obstetrics and Gynecology
Physicians, Certified Nurse Midwife)
provider in 60 miles or 60 minutes

Service Areas
■ UnitedHealthcare Choice Plus
MNN001

62.78 miles



Access Detail By County SSA

September 5, 2024

Created by...
UnitedHealthcare

Access Analysis
Access - Eligibles
Eligible / Provider Groups
National Proxy Census
(UnitedHealthcare Choice Plus
MNN001)
OB/GYN - Midwife

¹ The Access Standard is defined as
(National Proxy Census
(UnitedHealthcare Choice Plus
MNN001)) eligibles accessing:
¹ (OB/GYN - Midwife) provider in 60
miles or 60 minutes

Census With and Without Access									
State Name	County	County SSA	Eligible	With Access ¹		Without Access ¹		Average Distance	Average Time
			#	#	%	#	%	1	1
Minnesota	Aitkin	24000	287	287	100.0	0	0.0	10.8	11.7
	Anoka	24010	1,740	1,740	100.0	0	0.0	3.2	3.9
	Becker	24020	364	364	100.0	0	0.0	9.6	10.4
	Beltrami	24030	450	450	100.0	0	0.0	12.9	14.0
	Benton	24040	243	243	100.0	0	0.0	8.3	9.2
	Big Stone	24050	101	101	100.0	0	0.0	9.8	10.6
	Blue Earth	24060	347	347	100.0	0	0.0	4.9	5.4
	Brown	24070	135	135	100.0	0	0.0	6.7	7.3
	Carlton	24080	180	180	100.0	0	0.0	6.1	6.6
	Carver	24090	795	795	100.0	0	0.0	3.8	4.2
	Cass	24100	144	144	100.0	0	0.0	12.7	13.8
	Chippewa	24110	266	266	100.0	0	0.0	5.2	5.7
	Chisago	24120	271	271	100.0	0	0.0	5.4	5.9
	Clay	24130	324	324	100.0	0	0.0	5.5	6.0
	Clearwater	24140	387	387	100.0	0	0.0	10.3	11.2
	Cook	24150	212	0	0.0	212	100.0	91.3	99.5
	Cottonwood	24160	255	255	100.0	0	0.0	11.3	12.3
	Crow Wing	24170	348	348	100.0	0	0.0	6.5	7.1
	Dakota	24180	1,818	1,818	100.0	0	0.0	2.6	3.3
	Dodge	24190	218	218	100.0	0	0.0	6.7	7.2
	Douglas	24200	191	191	100.0	0	0.0	7.0	7.5
	Faribault	24210	151	151	100.0	0	0.0	11.8	12.9
	Fillmore	24220	112	112	100.0	0	0.0	7.1	7.8
	Freeborn	24230	668	668	100.0	0	0.0	7.5	8.2
	Goodhue	24240	227	227	100.0	0	0.0	4.5	4.8
	Grant	24250	127	127	100.0	0	0.0	22.6	24.7
	Hennepin	24260	5,098	5,098	100.0	0	0.0	1.8	2.7
	Houston	24270	192	192	100.0	0	0.0	12.6	13.7
	Hubbard	24280	110	110	100.0	0	0.0	10.5	11.5
	Isanti	24290	226	226	100.0	0	0.0	5.6	6.1
	Itasca	24300	216	216	100.0	0	0.0	13.2	14.3
	Jackson	24310	107	107	100.0	0	0.0	16.1	17.5
	Kanabec	24320	347	347	100.0	0	0.0	6.3	6.9
	Kandiyohi	24330	231	231	100.0	0	0.0	5.4	5.8
	Kittson	24340	356	356	100.0	0	0.0	26.5	29.0
	Koochiching	24350	219	219	100.0	0	0.0	17.4	18.9
	Lac qui Parle	24360	265	265	100.0	0	0.0	16.5	17.9
	Lake	24370	213	185	86.9	28	13.1	42.4	46.3
	Lake of the Woods	24380	339	334	98.5	5	1.5	48.1	52.5
	Le Sueur	24390	145	145	100.0	0	0.0	8.7	9.4

Access Detail By County SSA

September 5, 2024

Created by...
UnitedHealthcare

Access Analysis
Access - Eligibles
Eligible / Provider Groups
National Proxy Census
(UnitedHealthcare Choice Plus
MNN001)
OB/GYN - Midwife

¹ The Access Standard is defined as
(National Proxy Census
(UnitedHealthcare Choice Plus
MNN001)) eligibles accessing:
¹ (OB/GYN - Midwife) provider in 60
miles or 60 minutes

Census With and Without Access									
State Name	County	County SSA	Eligible	With Access ¹		Without Access ¹		Average Distance	Average Time
			#	#	%	#	%	1	1
Minnesota	Lincoln	24400	118	118	100.0	0	0.0	20.5	22.3
	Lyon	24410	136	136	100.0	0	0.0	9.1	9.9
	Mahnomen	24430	220	220	100.0	0	0.0	9.9	10.7
	Marshall	24440	388	388	100.0	0	0.0	24.5	26.7
	Martin	24450	200	200	100.0	0	0.0	8.7	9.5
	McLeod	24420	199	199	100.0	0	0.0	4.3	4.7
	Meeker	24460	512	512	100.0	0	0.0	6.7	7.2
	Mille Lacs	24470	305	305	100.0	0	0.0	13.8	15.0
	Morrison	24480	187	187	100.0	0	0.0	7.0	7.5
	Mower	24490	458	458	100.0	0	0.0	6.5	7.1
	Murray	24500	321	321	100.0	0	0.0	23.6	25.8
	Nicollet	24510	161	161	100.0	0	0.0	4.5	4.9
	Nobles	24520	268	268	100.0	0	0.0	8.2	8.9
	Norman	24530	286	286	100.0	0	0.0	22.6	24.6
	Olmsted	24540	706	706	100.0	0	0.0	2.2	2.5
	Otter Tail	24550	302	302	100.0	0	0.0	8.7	9.5
	Pennington	24560	145	145	100.0	0	0.0	5.1	5.5
	Pine	24570	298	298	100.0	0	0.0	7.5	8.2
	Pipestone	24580	106	106	100.0	0	0.0	7.4	8.0
	Polk	24590	156	156	100.0	0	0.0	8.7	9.4
	Pope	24600	232	232	100.0	0	0.0	6.5	7.0
	Ramsey	24610	2,586	2,586	100.0	0	0.0	1.2	1.9
	Red Lake	24620	346	346	100.0	0	0.0	5.4	5.9
	Redwood	24630	335	335	100.0	0	0.0	11.1	12.1
	Renville	24640	157	157	100.0	0	0.0	8.0	8.7
	Rice	24650	308	308	100.0	0	0.0	3.3	3.6
	Rock	24660	440	440	100.0	0	0.0	6.8	7.4
	Roseau	24670	347	347	100.0	0	0.0	15.5	16.9
	Scott	24690	601	601	100.0	0	0.0	4.5	5.1
	Sherburne	24700	498	498	100.0	0	0.0	6.0	6.5
	Sibley	24710	167	167	100.0	0	0.0	14.1	15.4
	St. Louis	24680	919	919	100.0	0	0.0	10.5	11.6
	Stearns	24720	798	798	100.0	0	0.0	10.3	11.4
	Steele	24730	191	191	100.0	0	0.0	6.6	7.1
	Stevens	24740	199	199	100.0	0	0.0	6.9	7.5
	Swift	24750	102	102	100.0	0	0.0	15.1	16.5
	Todd	24760	286	286	100.0	0	0.0	7.2	7.8
	Traverse	24770	259	259	100.0	0	0.0	27.5	29.9
	Wabasha	24780	104	104	100.0	0	0.0	8.6	9.4
	Wadena	24790	167	167	100.0	0	0.0	5.4	5.9

Access Detail By County SSA

September 5, 2024

Created by...
UnitedHealthcare

Access Analysis
Access - Eligibles
Eligible / Provider Groups
National Proxy Census
(UnitedHealthcare Choice Plus
MNN001)
OB/GYN - Midwife

¹ The Access Standard is defined as
(National Proxy Census
(UnitedHealthcare Choice Plus
MNN001)) eligibles accessing:
1 (OB/GYN - Midwife) provider in 60
miles or 60 minutes

Census With and Without Access									
State Name	County	County SSA	Eligible	With Access ¹		Without Access ¹		Average Distance	Average Time
			#	#	%	#	%	1	1
Minnesota	Waseca	24800	106	106	100.0	0	0.0	15.4	16.7
	Washington	24810	1,030	1,030	100.0	0	0.0	2.8	3.4
	Watonwan	24820	131	131	100.0	0	0.0	22.5	24.5
	Wilkin	24830	282	282	100.0	0	0.0	12.0	13.0
	Winona	24840	247	247	100.0	0	0.0	4.7	5.1
	Wright	24850	743	743	100.0	0	0.0	3.8	4.1
	Yellow Medicine	24860	199	199	100.0	0	0.0	13.2	14.4
	Grand Totals		35,677	35,432	99.3	245	0.7	7.9	8.9

UnitedHealthcare Choice Plus MNN001

September 5, 2024

Created by...
UnitedHealthcare

Oncology - Medical/Surgical
(UnitedHealthcare Choice Plus MNN001)

Total Providers: 351

- ◆ Single providers (14)
- ✕ Multiple providers (124)

Access - Eligibles

Employee Group

National Proxy Census
(UnitedHealthcare Choice Plus
MNN001)

Provider Group

Oncology - Medical/Surgical

35,677 eligible locations

- With access (35,109)
- Without access (568)

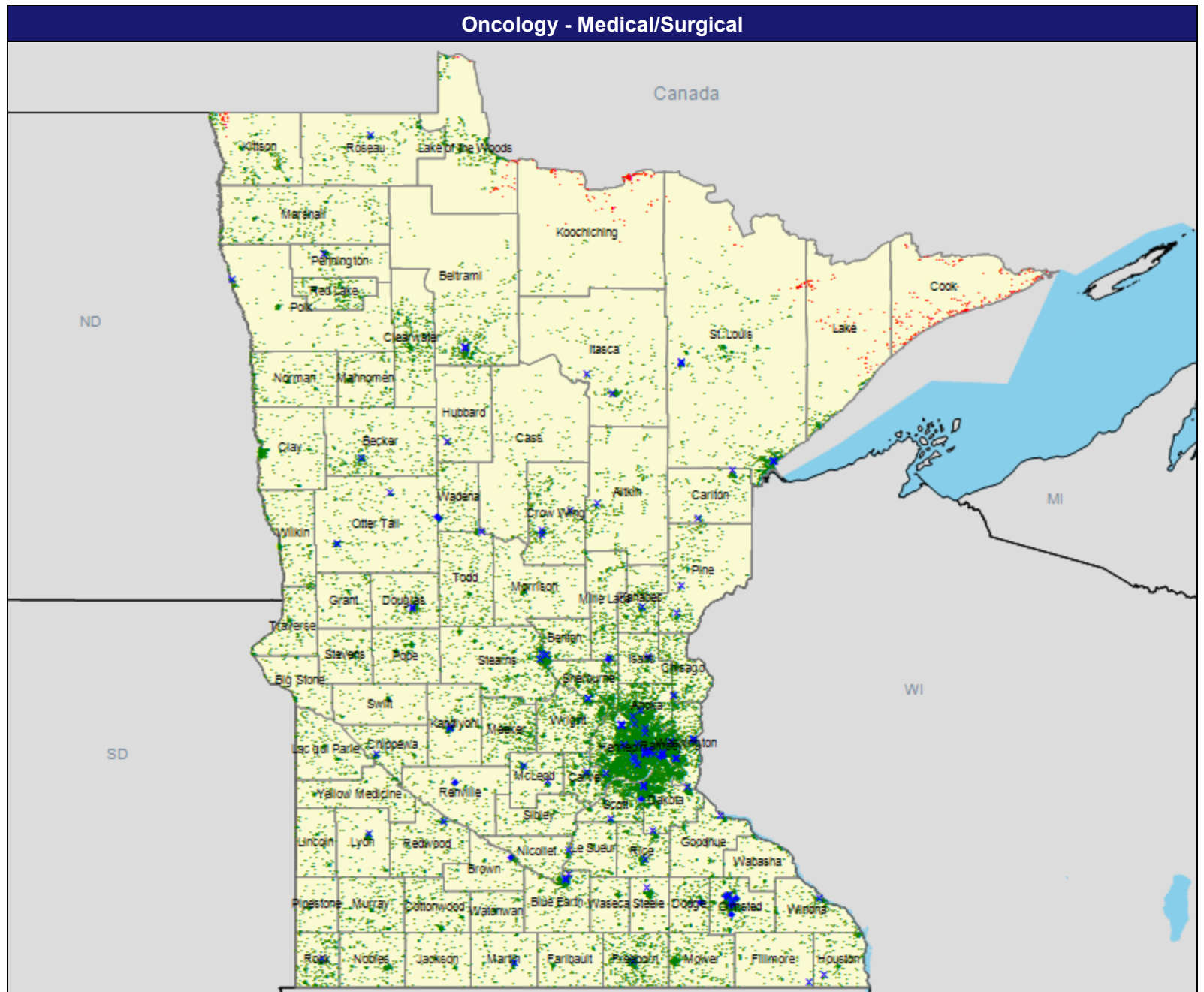
The Access Standard is defined as
(National Proxy Census
(UnitedHealthcare Choice Plus MNN001))
eligibles accessing:

- 1 (Oncology - Medical/Surgical)
provider in 60 miles or 60 minutes

Service Areas

- UnitedHealthcare Choice Plus
MNN001

62.78 miles



Access Detail By County SSA

September 5, 2024

Created by...
UnitedHealthcare

Access Analysis
Access - Eligibles
Eligible / Provider Groups
National Proxy Census
(UnitedHealthcare Choice Plus
MNN001)
Oncology - Medical/Surgical

¹ The Access Standard is defined as
(National Proxy Census
(UnitedHealthcare Choice Plus
MNN001)) eligibles accessing:
¹ (Oncology - Medical/Surgical)
provider in 60 miles or 60 minutes

Census With and Without Access									
State Name	County	County SSA	Eligible	With Access ¹		Without Access ¹		Average Distance	Average Time
			#	#	%	#	%	1	1
Minnesota	Aitkin	24000	287	287	100.0	0	0.0	16.3	17.7
	Anoka	24010	1,740	1,740	100.0	0	0.0	5.4	6.8
	Becker	24020	364	364	100.0	0	0.0	11.1	12.1
	Beltrami	24030	450	450	100.0	0	0.0	13.1	14.2
	Benton	24040	243	243	100.0	0	0.0	8.8	10.3
	Big Stone	24050	101	101	100.0	0	0.0	20.6	22.4
	Blue Earth	24060	347	347	100.0	0	0.0	7.4	8.1
	Brown	24070	135	135	100.0	0	0.0	11.0	12.0
	Carlton	24080	180	180	100.0	0	0.0	7.0	7.6
	Carver	24090	795	795	100.0	0	0.0	5.5	6.0
	Cass	24100	144	144	100.0	0	0.0	25.2	27.4
	Chippewa	24110	266	266	100.0	0	0.0	8.5	9.2
	Chisago	24120	271	271	100.0	0	0.0	9.6	10.4
	Clay	24130	324	324	100.0	0	0.0	9.5	10.9
	Clearwater	24140	387	387	100.0	0	0.0	27.7	30.1
	Cook	24150	212	0	0.0	212	100.0	92.2	100.5
	Cottonwood	24160	255	255	100.0	0	0.0	39.6	43.2
	Crow Wing	24170	348	348	100.0	0	0.0	10.4	11.3
	Dakota	24180	1,818	1,818	100.0	0	0.0	5.6	7.2
	Dodge	24190	218	218	100.0	0	0.0	7.5	8.1
	Douglas	24200	191	191	100.0	0	0.0	8.0	8.7
	Faribault	24210	151	151	100.0	0	0.0	22.2	24.2
	Fillmore	24220	112	112	100.0	0	0.0	19.0	20.7
	Freeborn	24230	668	668	100.0	0	0.0	8.0	8.7
	Goodhue	24240	227	227	100.0	0	0.0	11.9	13.0
	Grant	24250	127	127	100.0	0	0.0	24.3	26.4
	Hennepin	24260	5,098	5,098	100.0	0	0.0	3.8	5.7
	Houston	24270	192	192	100.0	0	0.0	9.7	10.5
	Hubbard	24280	110	110	100.0	0	0.0	12.2	13.3
	Isanti	24290	226	226	100.0	0	0.0	7.4	8.1
	Itasca	24300	216	216	100.0	0	0.0	13.5	14.7
	Jackson	24310	107	107	100.0	0	0.0	33.6	36.6
	Kanabec	24320	347	347	100.0	0	0.0	6.4	7.0
	Kandiyohi	24330	231	231	100.0	0	0.0	8.2	8.9
	Kittson	24340	356	318	89.3	38	10.7	50.3	55.1
	Koochiching	24350	219	39	17.8	180	82.2	77.1	84.1
	Lac qui Parle	24360	265	265	100.0	0	0.0	21.2	23.1
	Lake	24370	213	149	70.0	64	30.0	48.5	55.1
	Lake of the Woods	24380	339	308	90.9	31	9.1	49.2	53.6
	Le Sueur	24390	145	145	100.0	0	0.0	10.1	10.9

Access Detail By County SSA

September 5, 2024

Created by...
UnitedHealthcare

Access Analysis
Access - Eligibles
Eligible / Provider Groups
National Proxy Census
(UnitedHealthcare Choice Plus
MNN001)
Oncology - Medical/Surgical

¹ The Access Standard is defined as
(National Proxy Census
(UnitedHealthcare Choice Plus
MNN001)) eligibles accessing:
¹ (Oncology - Medical/Surgical)
provider in 60 miles or 60 minutes

Census With and Without Access									
State Name	County	County SSA	Eligible	With Access ¹		Without Access ¹		Average Distance	Average Time
			#	#	%	#	%	1	1
Minnesota	Lincoln	24400	118	118	100.0	0	0.0	25.6	27.8
	Lyon	24410	136	136	100.0	0	0.0	9.5	10.3
	Mahnomen	24430	220	220	100.0	0	0.0	35.9	39.2
	Marshall	24440	388	388	100.0	0	0.0	26.9	29.3
	Martin	24450	200	200	100.0	0	0.0	8.9	9.6
	McLeod	24420	199	199	100.0	0	0.0	6.1	6.6
	Meeke	24460	512	512	100.0	0	0.0	20.8	22.6
	Mille Lacs	24470	305	305	100.0	0	0.0	15.9	17.4
	Morrison	24480	187	187	100.0	0	0.0	25.5	28.3
	Mower	24490	458	458	100.0	0	0.0	22.1	24.1
	Murray	24500	321	321	100.0	0	0.0	32.2	35.1
	Nicollet	24510	161	161	100.0	0	0.0	5.9	6.4
	Nobles	24520	268	268	100.0	0	0.0	28.0	30.5
	Norman	24530	286	286	100.0	0	0.0	35.8	39.1
	Olmsted	24540	706	706	100.0	0	0.0	3.9	4.3
	Otter Tail	24550	302	302	100.0	0	0.0	11.3	12.3
	Pennington	24560	145	145	100.0	0	0.0	6.3	6.8
	Pine	24570	298	298	100.0	0	0.0	9.2	10.0
	Pipestone	24580	106	106	100.0	0	0.0	24.7	26.9
	Polk	24590	156	156	100.0	0	0.0	24.6	26.8
	Pope	24600	232	232	100.0	0	0.0	20.4	22.2
	Ramsey	24610	2,586	2,586	100.0	0	0.0	2.9	4.8
	Red Lake	24620	346	346	100.0	0	0.0	21.0	22.9
	Redwood	24630	335	335	100.0	0	0.0	13.5	14.7
	Renville	24640	157	157	100.0	0	0.0	11.3	12.3
	Rice	24650	308	308	100.0	0	0.0	5.5	6.0
	Rock	24660	440	440	100.0	0	0.0	7.1	7.7
	Roseau	24670	347	347	100.0	0	0.0	15.6	16.9
	Scott	24690	601	601	100.0	0	0.0	7.7	8.6
	Sherburne	24700	498	498	100.0	0	0.0	9.0	9.8
	Sibley	24710	167	167	100.0	0	0.0	15.8	17.2
	St. Louis	24680	919	876	95.3	43	4.7	17.3	19.4
	Stearns	24720	798	798	100.0	0	0.0	13.5	15.1
	Steele	24730	191	191	100.0	0	0.0	7.2	7.8
	Stevens	24740	199	199	100.0	0	0.0	39.2	42.8
	Swift	24750	102	102	100.0	0	0.0	27.1	29.5
	Todd	24760	286	286	100.0	0	0.0	19.6	21.4
	Traverse	24770	259	259	100.0	0	0.0	28.3	30.8
	Wabasha	24780	104	104	100.0	0	0.0	23.1	25.3
	Wadena	24790	167	167	100.0	0	0.0	8.9	9.7

Access Detail By County SSA

September 5, 2024

Created by...
UnitedHealthcare

Access Analysis
Access - Eligibles
Eligible / Provider Groups
National Proxy Census
(UnitedHealthcare Choice Plus
MNN001)
Oncology - Medical/Surgical

¹ The Access Standard is defined as
(National Proxy Census
(UnitedHealthcare Choice Plus
MNN001)) eligibles accessing:
¹ (Oncology - Medical/Surgical)
provider in 60 miles or 60 minutes

Census With and Without Access									
State Name	County	County SSA	Eligible	With Access ¹		Without Access ¹		Average Distance	Average Time
			#	#	%	#	%	1	1
Minnesota	Waseca	24800	106	106	100.0	0	0.0	16.8	18.2
	Washington	24810	1,030	1,030	100.0	0	0.0	5.0	6.0
	Watonwan	24820	131	131	100.0	0	0.0	25.8	28.1
	Wilkin	24830	282	282	100.0	0	0.0	12.3	13.5
	Winona	24840	247	247	100.0	0	0.0	8.6	9.3
	Wright	24850	743	743	100.0	0	0.0	12.7	14.0
	Yellow Medicine	24860	199	199	100.0	0	0.0	24.2	26.3
	Grand Totals			35,677	35,109	98.4	568	1.6	12.9

UnitedHealthcare Choice Plus MNN001

September 5, 2024

Created by...
UnitedHealthcare

Oncology Radiation (UnitedHealthcare Choice Plus MNN001)

Total Providers: 98
◆ Single providers (15)
✕ Multiple providers (58)

Access - Eligibles

Employee Group
National Proxy Census
(UnitedHealthcare Choice Plus MNN001)

Provider Group
Oncology Radiation

35,677 eligible locations
● With access (35,069)
● Without access (608)

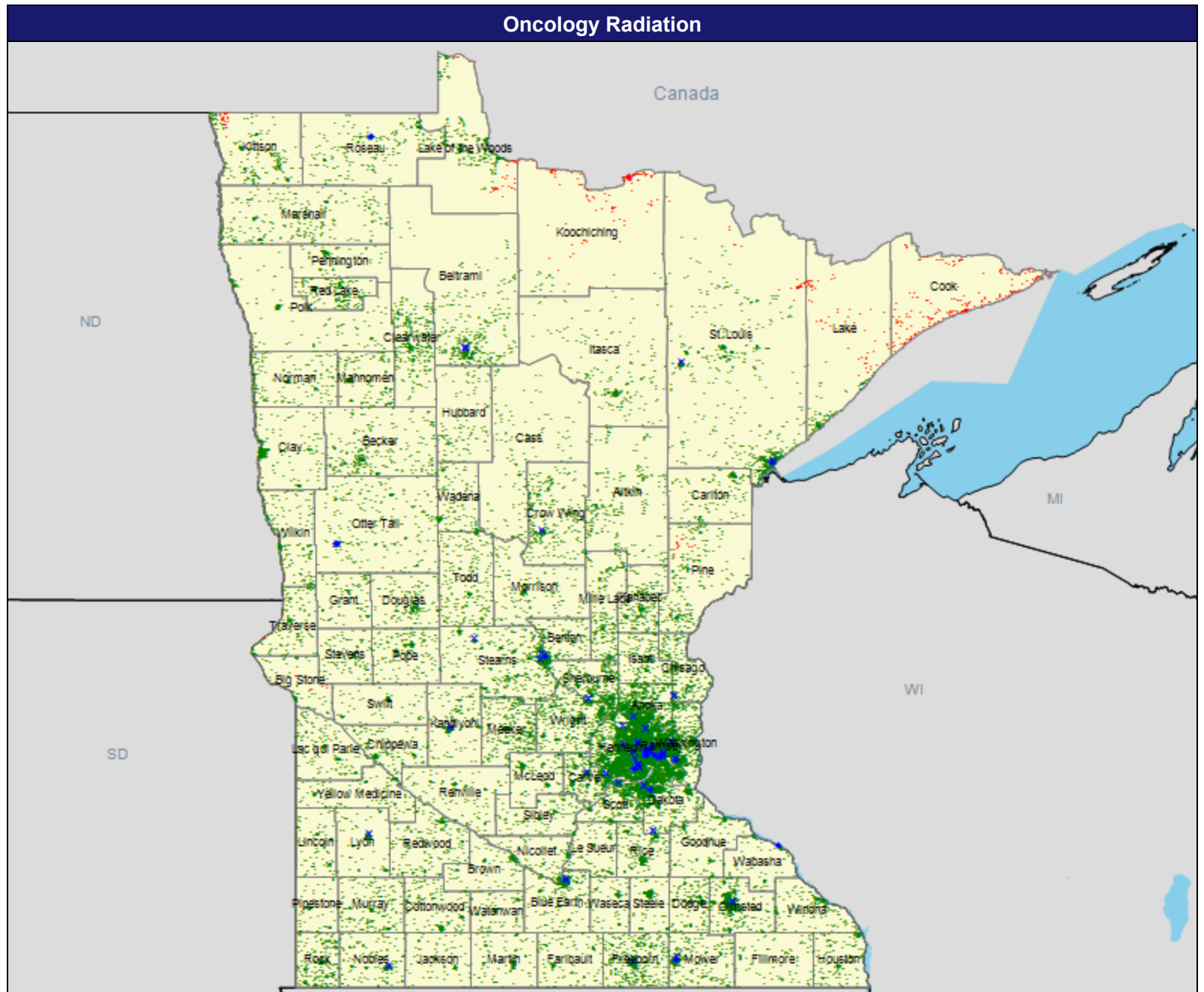
The Access Standard is defined as
(National Proxy Census
(UnitedHealthcare Choice Plus MNN001))
eligibles accessing:

1 (Oncology Radiation) provider in 60 miles or 60 minutes

Service Areas

UnitedHealthcare Choice Plus MNN001

62.78 miles



Access Detail By County SSA

September 5, 2024

Created by...
UnitedHealthcare

Access Analysis
Access - Eligibles
Eligible / Provider Groups
National Proxy Census
(UnitedHealthcare Choice Plus
MNN001)
Radiation Oncology

¹ The Access Standard is defined as
(National Proxy Census
(UnitedHealthcare Choice Plus
MNN001)) eligibles accessing:
¹ (Radiation Oncology) provider in 60
miles or 60 minutes

Census With and Without Access									
State Name	County	County SSA	Eligible	With Access ¹		Without Access ¹		Average Distance	Average Time
			#	#	%	#	%	1	1
Minnesota	Aitkin	24000	287	287	100.0	0	0.0	40.4	44.2
	Anoka	24010	1,740	1,740	100.0	0	0.0	6.6	8.6
	Becker	24020	364	364	100.0	0	0.0	43.9	48.0
	Beltrami	24030	450	450	100.0	0	0.0	13.2	14.3
	Benton	24040	243	243	100.0	0	0.0	9.3	11.1
	Big Stone	24050	101	92	91.1	9	8.9	55.0	60.0
	Blue Earth	24060	347	347	100.0	0	0.0	7.8	8.5
	Brown	24070	135	135	100.0	0	0.0	35.7	38.9
	Carlton	24080	180	180	100.0	0	0.0	29.6	41.3
	Carver	24090	795	795	100.0	0	0.0	5.5	6.1
	Cass	24100	144	144	100.0	0	0.0	33.5	36.5
	Chippewa	24110	266	266	100.0	0	0.0	33.3	36.3
	Chisago	24120	271	271	100.0	0	0.0	13.1	14.2
	Clay	24130	324	324	100.0	0	0.0	9.9	11.3
	Clearwater	24140	387	387	100.0	0	0.0	28.0	30.5
	Cook	24150	212	0	0.0	212	100.0	92.2	100.5
	Cottonwood	24160	255	255	100.0	0	0.0	39.8	43.4
	Crow Wing	24170	348	348	100.0	0	0.0	14.4	15.6
	Dakota	24180	1,818	1,818	100.0	0	0.0	6.2	8.5
	Dodge	24190	218	218	100.0	0	0.0	19.0	22.3
	Douglas	24200	191	191	100.0	0	0.0	36.8	40.1
	Faribault	24210	151	151	100.0	0	0.0	30.4	33.1
	Fillmore	24220	112	112	100.0	0	0.0	32.8	37.5
	Freeborn	24230	668	668	100.0	0	0.0	7.5	8.2
	Goodhue	24240	227	227	100.0	0	0.0	24.2	26.9
	Grant	24250	127	127	100.0	0	0.0	26.9	29.3
	Hennepin	24260	5,098	5,098	100.0	0	0.0	3.6	5.4
	Houston	24270	192	192	100.0	0	0.0	17.6	19.2
	Hubbard	24280	110	110	100.0	0	0.0	33.1	36.0
	Isanti	24290	226	226	100.0	0	0.0	24.8	27.7
	Itasca	24300	216	216	100.0	0	0.0	35.1	38.2
	Jackson	24310	107	107	100.0	0	0.0	27.7	30.2
	Kanabec	24320	347	347	100.0	0	0.0	45.3	49.4
	Kandiyohi	24330	231	231	100.0	0	0.0	8.4	9.1
	Kittson	24340	356	317	89.0	39	11.0	51.3	56.2
	Koochiching	24350	219	27	12.3	192	87.7	79.4	86.6
	Lac qui Parle	24360	265	265	100.0	0	0.0	43.1	47.0
	Lake	24370	213	149	70.0	64	30.0	48.9	59.5
	Lake of the Woods	24380	339	308	90.9	31	9.1	49.2	53.6
	Le Sueur	24390	145	145	100.0	0	0.0	20.3	22.1

Access Detail By County SSA

September 5, 2024

Created by...
UnitedHealthcare

Access Analysis
Access - Eligibles
Eligible / Provider Groups
National Proxy Census
(UnitedHealthcare Choice Plus
MNN001)
Radiation Oncology

¹ The Access Standard is defined as
(National Proxy Census
(UnitedHealthcare Choice Plus
MNN001)) eligibles accessing:
¹ (Radiation Oncology) provider in 60
miles or 60 minutes

Census With and Without Access									
State Name	County	County SSA	Eligible	With Access ¹		Without Access ¹		Average Distance	Average Time
			#	#	%	#	%	1	1
Minnesota	Lincoln	24400	118	118	100.0	0	0.0	28.5	31.1
	Lyon	24410	136	136	100.0	0	0.0	9.5	10.3
	Mahnomen	24430	220	220	100.0	0	0.0	49.3	53.8
	Marshall	24440	388	388	100.0	0	0.0	39.0	42.5
	Martin	24450	200	200	100.0	0	0.0	48.0	52.3
	McLeod	24420	199	199	100.0	0	0.0	25.4	27.7
	Meeke	24460	512	512	100.0	0	0.0	27.9	30.4
	Mille Lacs	24470	305	305	100.0	0	0.0	34.0	37.4
	Morrison	24480	187	187	100.0	0	0.0	27.3	30.4
	Mower	24490	458	458	100.0	0	0.0	8.4	9.2
	Murray	24500	321	321	100.0	0	0.0	27.3	29.8
	Nicollet	24510	161	161	100.0	0	0.0	14.1	15.4
	Nobles	24520	268	268	100.0	0	0.0	9.9	10.7
	Norman	24530	286	286	100.0	0	0.0	37.4	40.7
	Olmsted	24540	706	706	100.0	0	0.0	6.3	7.6
	Otter Tail	24550	302	302	100.0	0	0.0	24.5	26.7
	Pennington	24560	145	145	100.0	0	0.0	48.0	52.3
	Pine	24570	298	282	94.6	16	5.4	46.2	52.6
	Pipestone	24580	106	106	100.0	0	0.0	41.8	46.5
	Polk	24590	156	156	100.0	0	0.0	28.8	31.3
	Pope	24600	232	232	100.0	0	0.0	32.0	34.8
	Ramsey	24610	2,586	2,586	100.0	0	0.0	2.7	4.3
	Red Lake	24620	346	346	100.0	0	0.0	43.9	47.9
	Redwood	24630	335	335	100.0	0	0.0	32.3	35.2
	Renville	24640	157	157	100.0	0	0.0	33.7	36.7
	Rice	24650	308	308	100.0	0	0.0	12.0	13.0
	Rock	24660	440	440	100.0	0	0.0	28.1	31.7
	Roseau	24670	347	347	100.0	0	0.0	15.6	16.9
	Scott	24690	601	601	100.0	0	0.0	7.8	8.7
	Sherburne	24700	498	498	100.0	0	0.0	12.1	13.2
	Sibley	24710	167	167	100.0	0	0.0	31.0	33.8
	St. Louis	24680	919	876	95.3	43	4.7	17.9	21.0
	Stearns	24720	798	798	100.0	0	0.0	9.5	10.5
	Steele	24730	191	191	100.0	0	0.0	25.4	27.6
	Stevens	24740	199	199	100.0	0	0.0	49.5	54.0
	Swift	24750	102	102	100.0	0	0.0	38.6	42.0
	Todd	24760	286	286	100.0	0	0.0	26.8	29.2
	Traverse	24770	259	257	99.2	2	0.8	45.7	49.8
	Wabasha	24780	104	104	100.0	0	0.0	13.0	14.5
	Wadena	24790	167	167	100.0	0	0.0	44.9	48.9

Access Detail By County SSA

September 5, 2024

Created by...
UnitedHealthcare

Access Analysis
Access - Eligibles
Eligible / Provider Groups
National Proxy Census
(UnitedHealthcare Choice Plus
MNN001)
Radiation Oncology

¹ The Access Standard is defined as
(National Proxy Census
(UnitedHealthcare Choice Plus
MNN001)) eligibles accessing:
1 (Radiation Oncology) provider in 60
miles or 60 minutes

Census With and Without Access									
State Name	County	County SSA	Eligible	With Access ¹		Without Access ¹		Average Distance	Average Time
			#	#	%	#	%	1	1
Minnesota	Waseca	24800	106	106	100.0	0	0.0	24.2	26.3
	Washington	24810	1,030	1,030	100.0	0	0.0	6.9	8.2
	Watonwan	24820	131	131	100.0	0	0.0	37.8	41.2
	Wilkin	24830	282	282	100.0	0	0.0	24.3	26.8
	Winona	24840	247	247	100.0	0	0.0	29.5	32.6
	Wright	24850	743	743	100.0	0	0.0	13.4	14.7
	Yellow Medicine	24860	199	199	100.0	0	0.0	30.2	32.9
	Grand Totals			35,677	35,069	98.3	608	1.7	18.5

UnitedHealthcare Choice Plus MNN001

September 5, 2024

Created by...
UnitedHealthcare

Ophthalmology (UnitedHealthcare Choice Plus MNN001)

Total Providers: 303
◆ Single providers (101)
✕ Multiple providers (138)

Access - Eligibles

Employee Group
National Proxy Census
(UnitedHealthcare Choice Plus MNN001)

Provider Group
Ophthalmology

35,677 eligible locations
● With access (35,095)
● Without access (582)

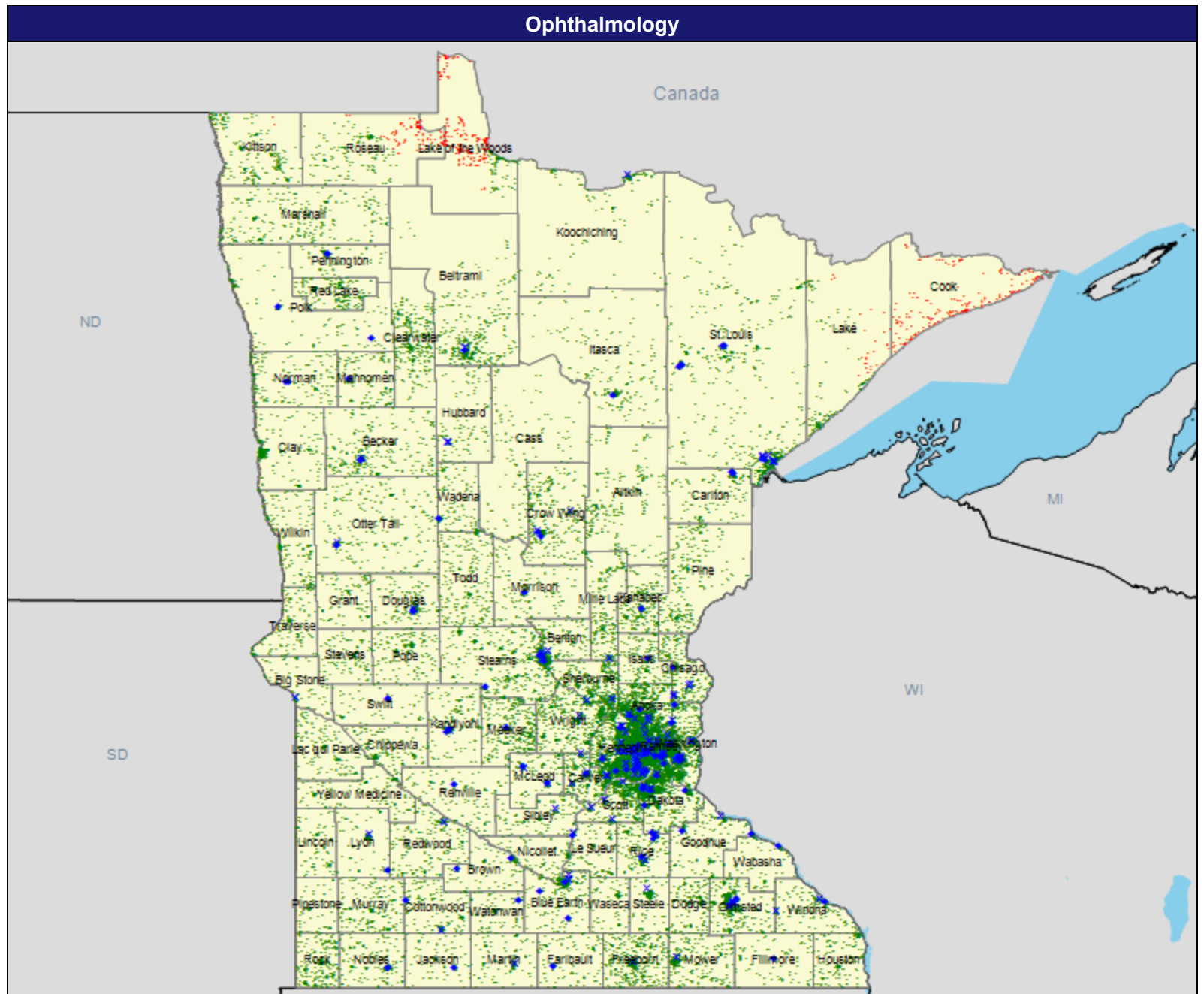
The Access Standard is defined as
(National Proxy Census
(UnitedHealthcare Choice Plus MNN001))
eligibles accessing:

1 (Ophthalmology) provider in 60 miles
or 60 minutes

Service Areas

UnitedHealthcare Choice Plus MNN001

62.78 miles



Access Detail By County SSA

September 5, 2024

Created by...
UnitedHealthcare

Access Analysis
Access - Eligibles
Eligible / Provider Groups
National Proxy Census
(UnitedHealthcare Choice Plus
MNN001)
Ophthalmology

¹ The Access Standard is defined as
(National Proxy Census
(UnitedHealthcare Choice Plus
MNN001)) eligibles accessing:
¹ (Ophthalmology) provider in 60 miles
or 60 minutes

Census With and Without Access									
State Name	County	County SSA	Eligible	With Access ¹		Without Access ¹		Average Distance	Average Time
			#	#	%	#	%	1	1
Minnesota	Aitkin	24000	287	287	100.0	0	0.0	24.2	26.4
	Anoka	24010	1,740	1,740	100.0	0	0.0	3.7	4.5
	Becker	24020	364	364	100.0	0	0.0	10.8	11.7
	Beltrami	24030	450	450	100.0	0	0.0	13.0	14.2
	Benton	24040	243	243	100.0	0	0.0	8.1	8.8
	Big Stone	24050	101	101	100.0	0	0.0	11.0	11.9
	Blue Earth	24060	347	347	100.0	0	0.0	4.2	4.6
	Brown	24070	135	135	100.0	0	0.0	6.5	7.0
	Carlton	24080	180	180	100.0	0	0.0	11.7	12.7
	Carver	24090	795	795	100.0	0	0.0	2.9	3.3
	Cass	24100	144	144	100.0	0	0.0	26.6	29.0
	Chippewa	24110	266	266	100.0	0	0.0	25.5	27.8
	Chisago	24120	271	271	100.0	0	0.0	5.6	6.0
	Clay	24130	324	324	100.0	0	0.0	9.1	10.5
	Clearwater	24140	387	387	100.0	0	0.0	21.0	22.9
	Cook	24150	212	0	0.0	212	100.0	91.2	99.4
	Cottonwood	24160	255	255	100.0	0	0.0	7.6	8.3
	Crow Wing	24170	348	348	100.0	0	0.0	10.4	11.3
	Dakota	24180	1,818	1,818	100.0	0	0.0	3.5	4.5
	Dodge	24190	218	218	100.0	0	0.0	16.9	18.4
	Douglas	24200	191	191	100.0	0	0.0	8.4	9.1
	Faribault	24210	151	151	100.0	0	0.0	12.0	13.0
	Fillmore	24220	112	112	100.0	0	0.0	13.2	14.4
	Freeborn	24230	668	668	100.0	0	0.0	7.5	8.2
	Goodhue	24240	227	227	100.0	0	0.0	9.1	9.9
	Grant	24250	127	127	100.0	0	0.0	24.5	26.6
	Hennepin	24260	5,098	5,098	100.0	0	0.0	2.3	3.6
	Houston	24270	192	192	100.0	0	0.0	15.5	16.9
	Hubbard	24280	110	110	100.0	0	0.0	12.2	13.2
	Isanti	24290	226	226	100.0	0	0.0	6.9	7.5
	Itasca	24300	216	216	100.0	0	0.0	16.5	18.0
	Jackson	24310	107	107	100.0	0	0.0	8.3	9.0
	Kanabec	24320	347	347	100.0	0	0.0	6.8	7.4
	Kandiyohi	24330	231	231	100.0	0	0.0	7.1	7.7
	Kittson	24340	356	354	99.4	2	0.6	43.1	47.2
	Koochiching	24350	219	219	100.0	0	0.0	18.0	19.6
	Lac qui Parle	24360	265	265	100.0	0	0.0	30.1	32.8
	Lake	24370	213	185	86.9	28	13.1	44.5	48.6
	Lake of the Woods	24380	339	120	35.4	219	64.6	67.5	73.5
	Le Sueur	24390	145	145	100.0	0	0.0	9.2	10.0

Access Detail By County SSA

September 5, 2024

Created by...
UnitedHealthcare

Access Analysis
Access - Eligibles
Eligible / Provider Groups
National Proxy Census
(UnitedHealthcare Choice Plus
MNN001)
Ophthalmology

¹ The Access Standard is defined as
(National Proxy Census
(UnitedHealthcare Choice Plus
MNN001)) eligibles accessing:
¹ (Ophthalmology) provider in 60 miles
or 60 minutes

Census With and Without Access									
State Name	County	County SSA	Eligible	With Access ¹		Without Access ¹		Average Distance	Average Time
			#	#	%	#	%	1	1
Minnesota	Lincoln	24400	118	118	100.0	0	0.0	25.3	27.6
	Lyon	24410	136	136	100.0	0	0.0	6.5	7.1
	Mahnomen	24430	220	220	100.0	0	0.0	10.2	11.1
	Marshall	24440	388	388	100.0	0	0.0	26.7	29.1
	Martin	24450	200	200	100.0	0	0.0	8.5	9.2
	McLeod	24420	199	199	100.0	0	0.0	5.2	5.6
	Meeker	24460	512	512	100.0	0	0.0	8.6	9.4
	Mille Lacs	24470	305	305	100.0	0	0.0	16.1	17.6
	Morrison	24480	187	187	100.0	0	0.0	11.8	12.8
	Mower	24490	458	458	100.0	0	0.0	8.3	9.0
	Murray	24500	321	321	100.0	0	0.0	18.3	20.0
	Nicollet	24510	161	161	100.0	0	0.0	8.2	8.9
	Nobles	24520	268	268	100.0	0	0.0	9.8	10.7
	Norman	24530	286	286	100.0	0	0.0	11.9	12.9
	Olmsted	24540	706	706	100.0	0	0.0	4.7	5.2
	Otter Tail	24550	302	302	100.0	0	0.0	14.9	16.2
	Pennington	24560	145	145	100.0	0	0.0	5.4	5.9
	Pine	24570	298	298	100.0	0	0.0	27.8	30.2
	Pipestone	24580	106	106	100.0	0	0.0	37.4	41.3
	Polk	24590	156	156	100.0	0	0.0	9.9	10.8
	Pope	24600	232	232	100.0	0	0.0	18.1	19.7
	Ramsey	24610	2,586	2,586	100.0	0	0.0	2.0	3.2
	Red Lake	24620	346	346	100.0	0	0.0	19.8	21.6
	Redwood	24630	335	335	100.0	0	0.0	9.5	10.3
	Renville	24640	157	157	100.0	0	0.0	11.3	12.3
	Rice	24650	308	308	100.0	0	0.0	4.2	4.6
	Rock	24660	440	440	100.0	0	0.0	27.0	32.6
	Roseau	24670	347	226	65.1	121	34.9	58.3	63.6
	Scott	24690	601	601	100.0	0	0.0	4.3	4.8
	Sherburne	24700	498	498	100.0	0	0.0	6.7	7.2
	Sibley	24710	167	167	100.0	0	0.0	9.3	10.2
	St. Louis	24680	919	919	100.0	0	0.0	11.1	12.2
	Stearns	24720	798	798	100.0	0	0.0	9.9	10.8
	Steele	24730	191	191	100.0	0	0.0	6.6	7.1
	Stevens	24740	199	199	100.0	0	0.0	29.5	32.1
	Swift	24750	102	102	100.0	0	0.0	12.3	13.4
	Todd	24760	286	286	100.0	0	0.0	22.5	24.5
	Traverse	24770	259	259	100.0	0	0.0	31.2	34.0
	Wabasha	24780	104	104	100.0	0	0.0	9.3	10.2
	Wadena	24790	167	167	100.0	0	0.0	10.3	11.2

Access Detail By County SSA

September 5, 2024

Created by...
UnitedHealthcare

Access Analysis
Access - Eligibles
Eligible / Provider Groups
National Proxy Census
(UnitedHealthcare Choice Plus
MNN001)
Ophthalmology

¹ The Access Standard is defined as
(National Proxy Census
(UnitedHealthcare Choice Plus
MNN001)) eligibles accessing:
1 (Ophthalmology) provider in 60 miles
or 60 minutes

Census With and Without Access									
State Name	County	County SSA	Eligible	With Access ¹		Without Access ¹		Average Distance	Average Time
			#	#	%	#	%	1	1
Minnesota	Waseca	24800	106	106	100.0	0	0.0	15.4	16.7
	Washington	24810	1,030	1,030	100.0	0	0.0	3.6	4.4
	Watonwan	24820	131	131	100.0	0	0.0	13.3	14.4
	Wilkin	24830	282	282	100.0	0	0.0	12.5	13.7
	Winona	24840	247	247	100.0	0	0.0	4.9	5.3
	Wright	24850	743	743	100.0	0	0.0	8.4	9.2
	Yellow Medicine	24860	199	199	100.0	0	0.0	28.8	31.3
	Grand Totals			35,677	35,095	98.4	582	1.6	11.0

UnitedHealthcare Choice Plus MNN001

September 5, 2024

Created by...
UnitedHealthcare

Orthopedic Surgery (UnitedHealthcare Choice Plus MNN001)

Total Providers: 742

- ◆ Single providers (146)
- ✕ Multiple providers (265)

Access - Eligibles

Employee Group

National Proxy Census
(UnitedHealthcare Choice Plus MNN001)

Provider Group

Orthopedic Surgery

35,677 eligible locations

- With access (35,526)
- Without access (151)

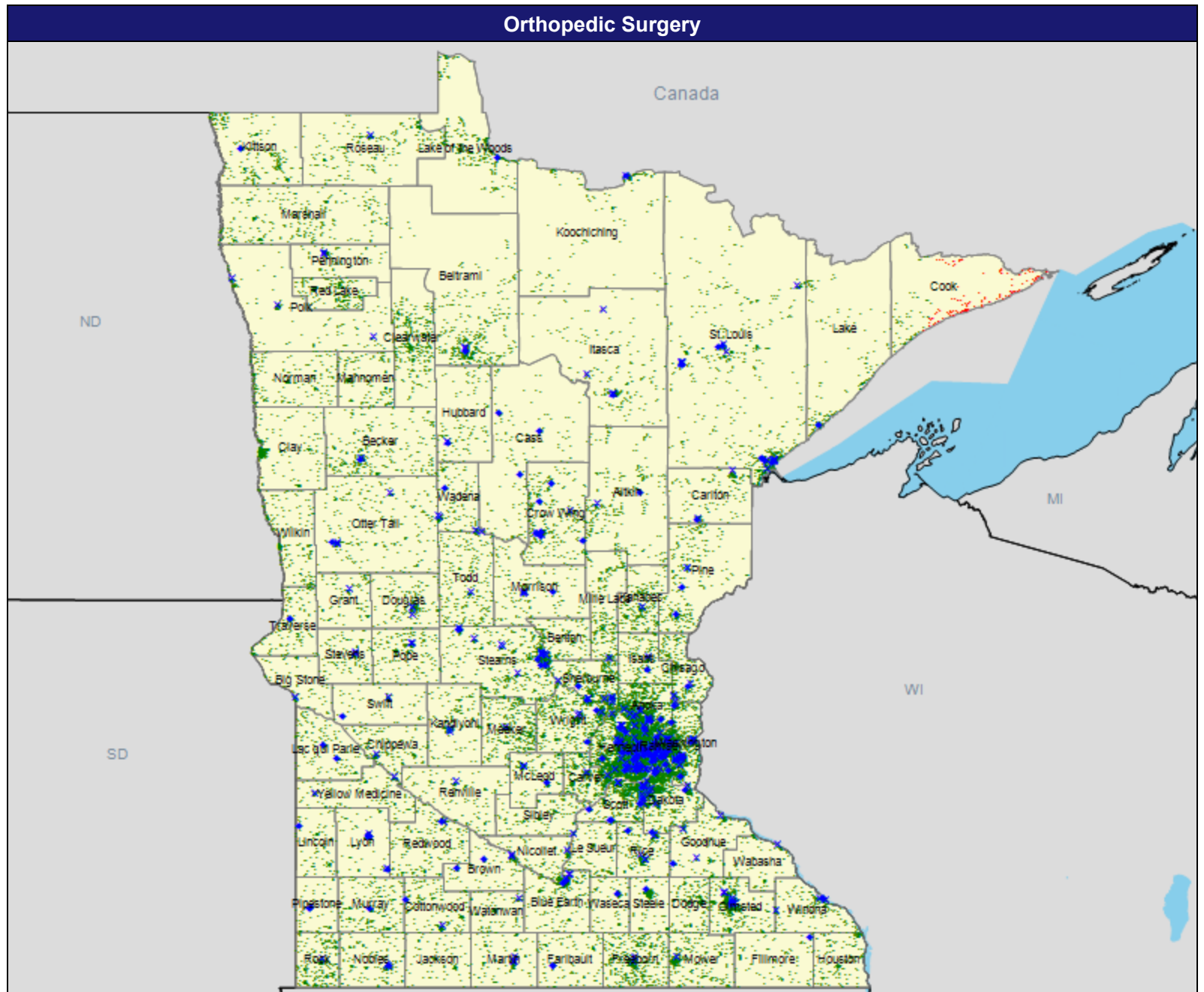
The Access Standard is defined as
(National Proxy Census
(UnitedHealthcare Choice Plus MNN001))
eligibles accessing:

1 (Orthopedic Surgery) provider in 60
miles or 60 minutes

Service Areas

- UnitedHealthcare Choice Plus MNN001

62.78 miles



Access Detail By County SSA

September 5, 2024

Created by...
UnitedHealthcare

Access Analysis
Access - Eligibles
Eligible / Provider Groups
National Proxy Census
(UnitedHealthcare Choice Plus
MNN001)
Orthopedic Surgery

¹ The Access Standard is defined as
(National Proxy Census
(UnitedHealthcare Choice Plus
MNN001)) eligibles accessing:
¹ (Orthopedic Surgery) provider in 60
miles or 60 minutes

Census With and Without Access									
State Name	County	County SSA	Eligible	With Access ¹		Without Access ¹		Average Distance	Average Time
			#	#	%	#	%	1	1
Minnesota	Aitkin	24000	287	287	100.0	0	0.0	10.8	11.7
	Anoka	24010	1,740	1,740	100.0	0	0.0	3.2	4.0
	Becker	24020	364	364	100.0	0	0.0	10.8	11.7
	Beltrami	24030	450	450	100.0	0	0.0	12.5	13.6
	Benton	24040	243	243	100.0	0	0.0	8.3	9.2
	Big Stone	24050	101	101	100.0	0	0.0	10.2	11.1
	Blue Earth	24060	347	347	100.0	0	0.0	6.2	6.7
	Brown	24070	135	135	100.0	0	0.0	3.9	4.2
	Carlton	24080	180	180	100.0	0	0.0	6.8	7.4
	Carver	24090	795	795	100.0	0	0.0	4.8	5.3
	Cass	24100	144	144	100.0	0	0.0	10.2	11.1
	Chippewa	24110	266	266	100.0	0	0.0	6.4	7.0
	Chisago	24120	271	271	100.0	0	0.0	7.6	8.2
	Clay	24130	324	324	100.0	0	0.0	9.4	10.8
	Clearwater	24140	387	387	100.0	0	0.0	21.0	22.9
	Cook	24150	212	61	28.8	151	71.2	71.7	78.1
	Cottonwood	24160	255	255	100.0	0	0.0	6.9	7.5
	Crow Wing	24170	348	348	100.0	0	0.0	5.2	5.7
	Dakota	24180	1,818	1,818	100.0	0	0.0	2.5	3.2
	Dodge	24190	218	218	100.0	0	0.0	14.5	16.6
	Douglas	24200	191	191	100.0	0	0.0	7.3	7.9
	Faribault	24210	151	151	100.0	0	0.0	12.5	13.6
	Fillmore	24220	112	112	100.0	0	0.0	18.8	20.4
	Freeborn	24230	668	668	100.0	0	0.0	7.0	7.6
	Goodhue	24240	227	227	100.0	0	0.0	5.8	6.3
	Grant	24250	127	127	100.0	0	0.0	10.8	11.7
	Hennepin	24260	5,098	5,098	100.0	0	0.0	1.9	2.9
	Houston	24270	192	192	100.0	0	0.0	14.0	15.2
	Hubbard	24280	110	110	100.0	0	0.0	10.4	11.3
	Isanti	24290	226	226	100.0	0	0.0	6.0	6.5
	Itasca	24300	216	216	100.0	0	0.0	11.2	12.1
	Jackson	24310	107	107	100.0	0	0.0	15.7	17.1
	Kanabec	24320	347	347	100.0	0	0.0	6.4	6.9
	Kandiyohi	24330	231	231	100.0	0	0.0	8.4	9.1
	Kittson	24340	356	356	100.0	0	0.0	16.0	17.5
	Koochiching	24350	219	219	100.0	0	0.0	13.8	15.0
	Lac qui Parle	24360	265	265	100.0	0	0.0	5.8	6.2
	Lake	24370	213	213	100.0	0	0.0	16.2	17.6
	Lake of the Woods	24380	339	339	100.0	0	0.0	17.4	18.9
	Le Sueur	24390	145	145	100.0	0	0.0	8.2	8.9

Access Detail By County SSA

September 5, 2024

Created by...
UnitedHealthcare

Access Analysis
Access - Eligibles
Eligible / Provider Groups
National Proxy Census
(UnitedHealthcare Choice Plus
MNN001)
Orthopedic Surgery

¹ The Access Standard is defined as
(National Proxy Census
(UnitedHealthcare Choice Plus
MNN001)) eligibles accessing:
¹ (Orthopedic Surgery) provider in 60
miles or 60 minutes

Census With and Without Access									
State Name	County	County SSA	Eligible	With Access ¹		Without Access ¹		Average Distance	Average Time
			#	#	%	#	%	1	1
Minnesota	Lincoln	24400	118	118	100.0	0	0.0	14.8	16.1
	Lyon	24410	136	136	100.0	0	0.0	5.9	6.4
	Mahnomen	24430	220	220	100.0	0	0.0	23.6	25.7
	Marshall	24440	388	388	100.0	0	0.0	25.0	27.2
	Martin	24450	200	200	100.0	0	0.0	7.5	8.1
	McLeod	24420	199	199	100.0	0	0.0	6.0	6.5
	Meeke	24460	512	512	100.0	0	0.0	8.8	9.6
	Mille Lacs	24470	305	305	100.0	0	0.0	13.8	15.0
	Morrison	24480	187	187	100.0	0	0.0	8.3	9.0
	Mower	24490	458	458	100.0	0	0.0	8.4	9.2
	Murray	24500	321	321	100.0	0	0.0	8.9	9.7
	Nicollet	24510	161	161	100.0	0	0.0	5.6	6.1
	Nobles	24520	268	268	100.0	0	0.0	7.8	8.4
	Norman	24530	286	286	100.0	0	0.0	31.3	34.1
	Olmsted	24540	706	706	100.0	0	0.0	4.2	4.7
	Otter Tail	24550	302	302	100.0	0	0.0	11.0	11.9
	Pennington	24560	145	145	100.0	0	0.0	5.6	6.0
	Pine	24570	298	298	100.0	0	0.0	7.3	7.9
	Pipestone	24580	106	106	100.0	0	0.0	7.1	7.7
	Polk	24590	156	156	100.0	0	0.0	9.4	10.2
	Pope	24600	232	232	100.0	0	0.0	7.8	8.4
	Ramsey	24610	2,586	2,586	100.0	0	0.0	1.6	2.5
	Red Lake	24620	346	346	100.0	0	0.0	19.0	20.7
	Redwood	24630	335	335	100.0	0	0.0	9.0	9.8
	Renville	24640	157	157	100.0	0	0.0	10.3	11.1
	Rice	24650	308	308	100.0	0	0.0	3.3	3.5
	Rock	24660	440	440	100.0	0	0.0	6.6	7.2
	Roseau	24670	347	347	100.0	0	0.0	15.4	16.8
	Scott	24690	601	601	100.0	0	0.0	4.4	4.9
	Sherburne	24700	498	498	100.0	0	0.0	4.6	4.9
	Sibley	24710	167	167	100.0	0	0.0	13.7	15.0
	St. Louis	24680	919	919	100.0	0	0.0	7.8	8.8
	Stearns	24720	798	798	100.0	0	0.0	5.4	5.9
	Steele	24730	191	191	100.0	0	0.0	6.4	7.0
	Stevens	24740	199	199	100.0	0	0.0	6.7	7.3
	Swift	24750	102	102	100.0	0	0.0	6.1	6.7
	Todd	24760	286	286	100.0	0	0.0	8.9	9.6
	Traverse	24770	259	259	100.0	0	0.0	7.6	8.2
	Wabasha	24780	104	104	100.0	0	0.0	11.9	13.0
	Wadena	24790	167	167	100.0	0	0.0	5.9	6.4

Access Detail By County SSA

September 5, 2024

Created by...
UnitedHealthcare

Access Analysis
Access - Eligibles
Eligible / Provider Groups
National Proxy Census
(UnitedHealthcare Choice Plus
MNN001)
Orthopedic Surgery

¹ The Access Standard is defined as
(National Proxy Census
(UnitedHealthcare Choice Plus
MNN001)) eligibles accessing:
1 (Orthopedic Surgery) provider in 60
miles or 60 minutes

Census With and Without Access									
State Name	County	County SSA	Eligible	With Access ¹		Without Access ¹		Average Distance	Average Time
			#	#	%	#	%	1	1
Minnesota	Waseca	24800	106	106	100.0	0	0.0	7.2	7.8
	Washington	24810	1,030	1,030	100.0	0	0.0	2.6	3.1
	Watonwan	24820	131	131	100.0	0	0.0	13.0	14.2
	Wilkin	24830	282	282	100.0	0	0.0	11.4	12.5
	Winona	24840	247	247	100.0	0	0.0	4.6	4.9
	Wright	24850	743	743	100.0	0	0.0	5.7	6.2
	Yellow Medicine	24860	199	199	100.0	0	0.0	8.0	8.7
	Grand Totals		35,677	35,526	99.6	151	0.4	7.3	8.2

UnitedHealthcare Choice Plus MNN001

September 5, 2024

Created by...
UnitedHealthcare

Otolaryngology (UnitedHealthcare Choice Plus MNN001)

Total Providers: 188
◆ Single providers (64)
✕ Multiple providers (96)

Access - Eligibles

Employee Group
National Proxy Census
(UnitedHealthcare Choice Plus MNN001)

Provider Group
Otolaryngology

35,677 eligible locations
● With access (35,233)
● Without access (444)

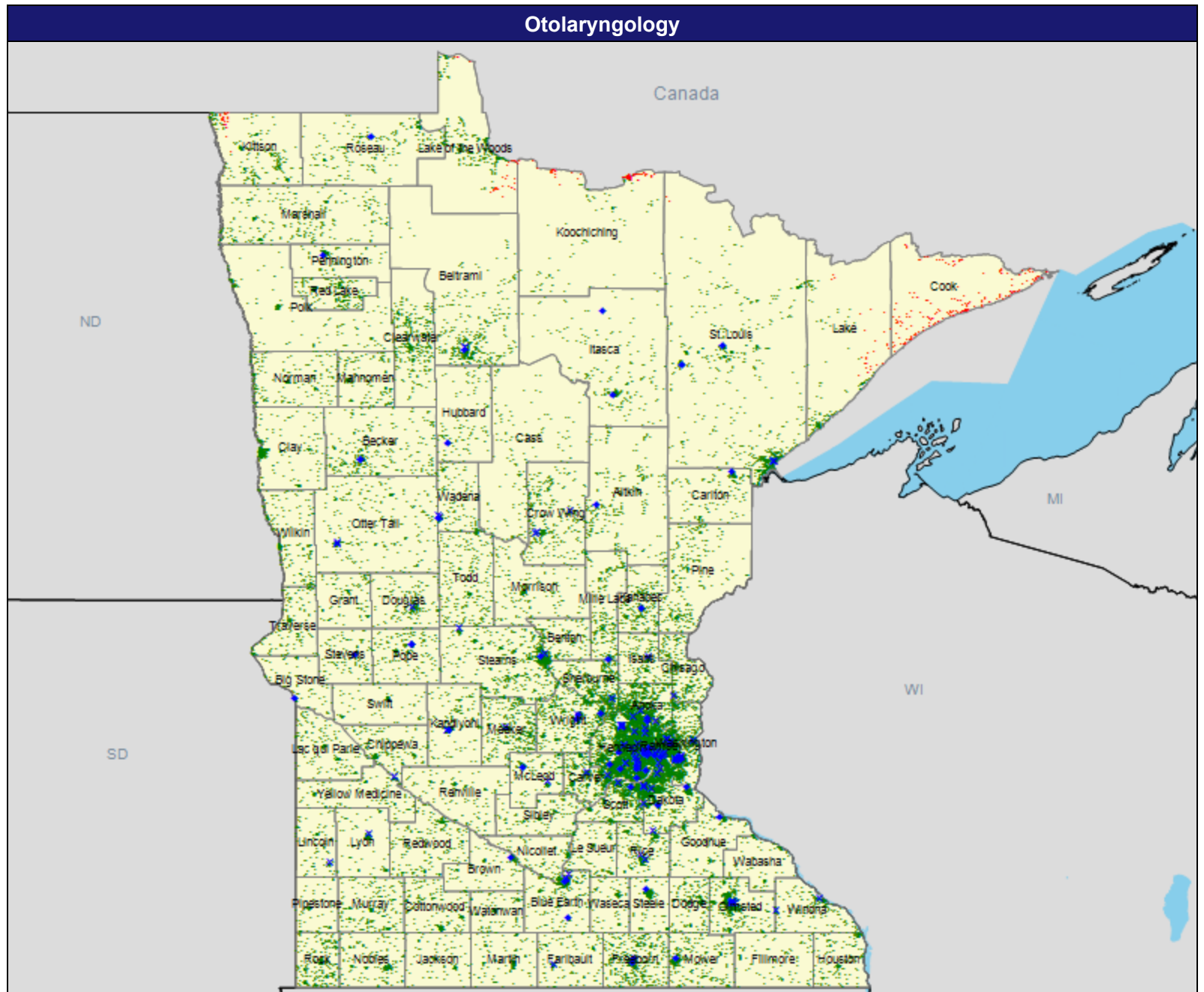
The Access Standard is defined as
(National Proxy Census
(UnitedHealthcare Choice Plus MNN001))
eligibles accessing:

1 (Otolaryngology) provider in 60 miles
or 60 minutes

Service Areas

UnitedHealthcare Choice Plus MNN001

62.78 miles



Access Detail By County SSA

September 5, 2024

Created by...
UnitedHealthcare

Access Analysis
Access - Eligibles
Eligible / Provider Groups
National Proxy Census
(UnitedHealthcare Choice Plus
MNN001)
ENT/Otolaryngology

¹ The Access Standard is defined as
(National Proxy Census
(UnitedHealthcare Choice Plus
MNN001)) eligibles accessing:
¹ (ENT/Otolaryngology) provider in 60
miles or 60 minutes

Census With and Without Access									
State Name	County	County SSA	Eligible	With Access ¹		Without Access ¹		Average Distance	Average Time
			#	#	%	#	%	1	1
Minnesota	Aitkin	24000	287	287	100.0	0	0.0	16.9	18.4
	Anoka	24010	1,740	1,740	100.0	0	0.0	4.2	5.1
	Becker	24020	364	364	100.0	0	0.0	11.1	12.1
	Beltrami	24030	450	450	100.0	0	0.0	13.1	14.2
	Benton	24040	243	243	100.0	0	0.0	9.2	10.7
	Big Stone	24050	101	101	100.0	0	0.0	11.1	12.1
	Blue Earth	24060	347	347	100.0	0	0.0	5.6	6.1
	Brown	24070	135	135	100.0	0	0.0	11.8	12.8
	Carlton	24080	180	180	100.0	0	0.0	12.2	13.2
	Carver	24090	795	795	100.0	0	0.0	5.0	5.5
	Cass	24100	144	144	100.0	0	0.0	26.6	29.0
	Chippewa	24110	266	266	100.0	0	0.0	17.3	18.8
	Chisago	24120	271	271	100.0	0	0.0	10.2	11.1
	Clay	24130	324	324	100.0	0	0.0	9.5	10.9
	Clearwater	24140	387	387	100.0	0	0.0	27.7	30.1
	Cook	24150	212	0	0.0	212	100.0	91.3	99.5
	Cottonwood	24160	255	255	100.0	0	0.0	39.4	42.9
	Crow Wing	24170	348	348	100.0	0	0.0	10.9	11.9
	Dakota	24180	1,818	1,818	100.0	0	0.0	3.5	4.5
	Dodge	24190	218	218	100.0	0	0.0	17.1	18.6
	Douglas	24200	191	191	100.0	0	0.0	8.2	8.9
	Faribault	24210	151	151	100.0	0	0.0	11.8	12.8
	Fillmore	24220	112	112	100.0	0	0.0	22.3	24.3
	Freeborn	24230	668	668	100.0	0	0.0	7.0	7.6
	Goodhue	24240	227	227	100.0	0	0.0	12.5	13.6
	Grant	24250	127	127	100.0	0	0.0	22.7	24.7
	Hennepin	24260	5,098	5,098	100.0	0	0.0	2.5	3.8
	Houston	24270	192	192	100.0	0	0.0	16.2	17.6
	Hubbard	24280	110	110	100.0	0	0.0	12.2	13.3
	Isanti	24290	226	226	100.0	0	0.0	7.4	8.0
	Itasca	24300	216	216	100.0	0	0.0	12.7	13.8
	Jackson	24310	107	107	100.0	0	0.0	25.1	27.4
	Kanabec	24320	347	347	100.0	0	0.0	6.8	7.4
	Kandiyohi	24330	231	231	100.0	0	0.0	8.4	9.1
	Kittson	24340	356	317	89.0	39	11.0	50.8	55.6
	Koochiching	24350	219	87	39.7	132	60.3	54.7	59.6
	Lac qui Parle	24360	265	265	100.0	0	0.0	26.5	28.9
	Lake	24370	213	185	86.9	28	13.1	44.8	54.5
	Lake of the Woods	24380	339	308	90.9	31	9.1	49.2	53.6
	Le Sueur	24390	145	145	100.0	0	0.0	17.9	19.4

Access Detail By County SSA

September 5, 2024

Created by...
UnitedHealthcare

Access Analysis
Access - Eligibles
Eligible / Provider Groups
National Proxy Census
(UnitedHealthcare Choice Plus
MNN001)
ENT/Otolaryngology

¹ The Access Standard is defined as
(National Proxy Census
(UnitedHealthcare Choice Plus
MNN001)) eligibles accessing:
¹ (ENT/Otolaryngology) provider in 60
miles or 60 minutes

Census With and Without Access									
State Name	County	County SSA	Eligible	With Access ¹		Without Access ¹		Average Distance	Average Time
			#	#	%	#	%	1	1
Minnesota	Lincoln	24400	118	118	100.0	0	0.0	14.1	15.4
	Lyon	24410	136	136	100.0	0	0.0	8.7	9.5
	Mahnomen	24430	220	220	100.0	0	0.0	35.7	38.9
	Marshall	24440	388	388	100.0	0	0.0	27.9	30.4
	Martin	24450	200	200	100.0	0	0.0	20.7	22.6
	McLeod	24420	199	199	100.0	0	0.0	6.1	6.6
	Meeke	24460	512	512	100.0	0	0.0	9.2	10.0
	Mille Lacs	24470	305	305	100.0	0	0.0	15.9	17.4
	Morrison	24480	187	187	100.0	0	0.0	25.7	28.5
	Mower	24490	458	458	100.0	0	0.0	8.5	9.2
	Murray	24500	321	321	100.0	0	0.0	32.5	35.4
	Nicollet	24510	161	161	100.0	0	0.0	9.1	9.9
	Nobles	24520	268	268	100.0	0	0.0	39.6	43.4
	Norman	24530	286	286	100.0	0	0.0	36.1	39.3
	Olmsted	24540	706	706	100.0	0	0.0	5.1	5.6
	Otter Tail	24550	302	302	100.0	0	0.0	14.7	16.0
	Pennington	24560	145	145	100.0	0	0.0	6.3	6.8
	Pine	24570	298	298	100.0	0	0.0	24.1	26.3
	Pipestone	24580	106	106	100.0	0	0.0	24.8	27.1
	Polk	24590	156	156	100.0	0	0.0	25.9	28.2
	Pope	24600	232	232	100.0	0	0.0	8.2	8.9
	Ramsey	24610	2,586	2,586	100.0	0	0.0	2.4	3.8
	Red Lake	24620	346	346	100.0	0	0.0	21.0	22.9
	Redwood	24630	335	335	100.0	0	0.0	29.7	32.3
	Renville	24640	157	157	100.0	0	0.0	23.7	25.8
	Rice	24650	308	308	100.0	0	0.0	5.3	5.7
	Rock	24660	440	440	100.0	0	0.0	29.1	34.3
	Roseau	24670	347	347	100.0	0	0.0	15.6	16.9
	Scott	24690	601	601	100.0	0	0.0	6.1	6.8
	Sherburne	24700	498	498	100.0	0	0.0	8.3	9.1
	Sibley	24710	167	167	100.0	0	0.0	16.9	18.5
	St. Louis	24680	919	917	99.8	2	0.2	12.0	14.1
	Stearns	24720	798	798	100.0	0	0.0	10.4	12.0
	Steele	24730	191	191	100.0	0	0.0	6.5	7.0
	Stevens	24740	199	199	100.0	0	0.0	6.9	7.5
	Swift	24750	102	102	100.0	0	0.0	25.6	27.8
	Todd	24760	286	286	100.0	0	0.0	19.4	21.1
	Traverse	24770	259	259	100.0	0	0.0	33.4	36.4
	Wabasha	24780	104	104	100.0	0	0.0	19.2	20.9
	Wadena	24790	167	167	100.0	0	0.0	10.2	11.0

Access Detail By County SSA

September 5, 2024

Created by...
UnitedHealthcare

Access Analysis
Access - Eligibles
Eligible / Provider Groups
National Proxy Census
(UnitedHealthcare Choice Plus
MNN001)
ENT/Otolaryngology

¹ The Access Standard is defined as
(National Proxy Census
(UnitedHealthcare Choice Plus
MNN001)) eligibles accessing:
1 (ENT/Otolaryngology) provider in 60
miles or 60 minutes

Census With and Without Access									
State Name	County	County SSA	Eligible	With Access ¹		Without Access ¹		Average Distance	Average Time
			#	#	%	#	%	1	1
Minnesota	Waseca	24800	106	106	100.0	0	0.0	15.4	16.7
	Washington	24810	1,030	1,030	100.0	0	0.0	4.4	5.2
	Watsonwan	24820	131	131	100.0	0	0.0	27.1	29.6
	Wilkin	24830	282	282	100.0	0	0.0	24.2	26.8
	Winona	24840	247	247	100.0	0	0.0	5.4	5.8
	Wright	24850	743	743	100.0	0	0.0	8.5	9.3
	Yellow Medicine	24860	199	199	100.0	0	0.0	17.8	19.3
	Grand Totals		35,677	35,233	98.8	444	1.2	12.5	14.0

UnitedHealthcare Choice Plus MNN001

September 5, 2024

Created by...
UnitedHealthcare

Outpatient Infusion/Chemotherapy
(UnitedHealthcare Choice Plus MNN001)

Total Providers: 145
◆ All providers

Access - Eligibles

Employee Group
National Proxy Census
(UnitedHealthcare Choice Plus
MNN001)

Provider Group
Outpatient Infusion/Chemotherapy

35,677 eligible locations
● With access (35,677)
● Without access (0)

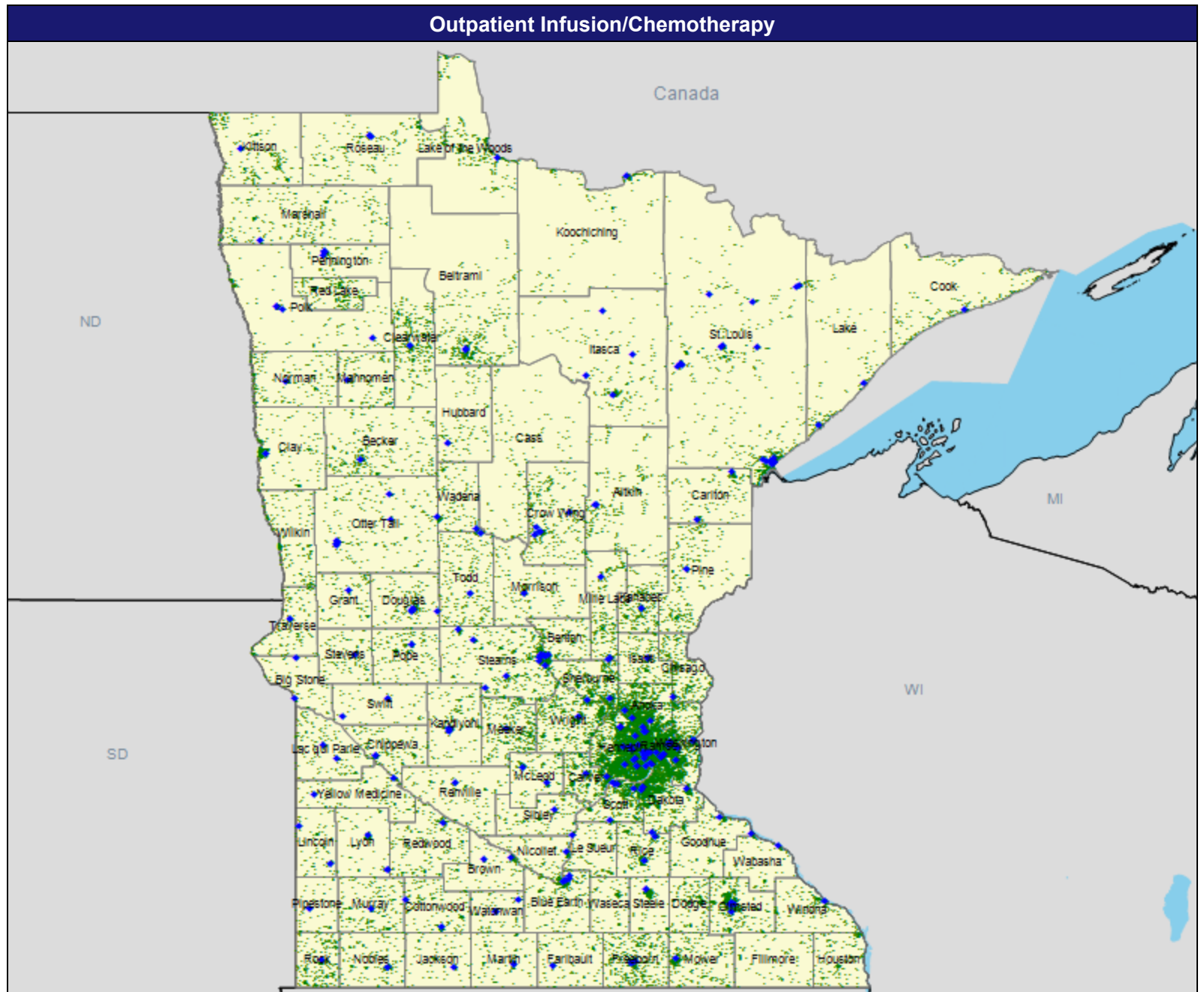
The Access Standard is defined as
(National Proxy Census
(UnitedHealthcare Choice Plus MNN001))
eligibles accessing:

1 (Outpatient Infusion/Chemotherapy)
provider in 60 miles or 60 minutes

Service Areas

■ UnitedHealthcare Choice Plus
MNN001

62.78 miles



Access Detail By County SSA

September 5, 2024

Created by...
UnitedHealthcare

Access Analysis
Access - Eligibles
Eligible / Provider Groups
National Proxy Census
(UnitedHealthcare Choice Plus
MNN001)
Outpatient Infusion/Chemotherapy

¹ The Access Standard is defined as
(National Proxy Census
(UnitedHealthcare Choice Plus
MNN001)) eligibles accessing:
¹ (Outpatient Infusion/Chemotherapy)
provider in 60 miles or 60 minutes

Census With and Without Access									
State Name	County	County SSA	Eligible	With Access ¹		Without Access ¹		Average Distance	Average Time
			#	#	%	#	%	1	1
Minnesota	Aitkin	24000	287	287	100.0	0	0.0	15.7	17.1
	Anoka	24010	1,740	1,740	100.0	0	0.0	4.7	5.8
	Becker	24020	364	364	100.0	0	0.0	10.7	11.7
	Beltrami	24030	450	450	100.0	0	0.0	12.9	14.0
	Benton	24040	243	243	100.0	0	0.0	8.0	8.8
	Big Stone	24050	101	101	100.0	0	0.0	6.5	7.1
	Blue Earth	24060	347	347	100.0	0	0.0	6.4	6.9
	Brown	24070	135	135	100.0	0	0.0	6.3	6.8
	Carlton	24080	180	180	100.0	0	0.0	7.0	7.6
	Carver	24090	795	795	100.0	0	0.0	5.4	6.1
	Cass	24100	144	144	100.0	0	0.0	24.3	26.5
	Chippewa	24110	266	266	100.0	0	0.0	6.4	6.9
	Chisago	24120	271	271	100.0	0	0.0	10.2	11.1
	Clay	24130	324	324	100.0	0	0.0	8.1	8.9
	Clearwater	24140	387	387	100.0	0	0.0	10.6	11.5
	Cook	24150	212	212	100.0	0	0.0	20.0	21.8
	Cottonwood	24160	255	255	100.0	0	0.0	7.1	7.7
	Crow Wing	24170	348	348	100.0	0	0.0	9.8	10.6
	Dakota	24180	1,818	1,818	100.0	0	0.0	6.0	7.4
	Dodge	24190	218	218	100.0	0	0.0	16.9	18.4
	Douglas	24200	191	191	100.0	0	0.0	6.9	7.5
	Faribault	24210	151	151	100.0	0	0.0	13.0	14.1
	Fillmore	24220	112	112	100.0	0	0.0	21.4	23.4
	Freeborn	24230	668	668	100.0	0	0.0	6.8	7.4
	Goodhue	24240	227	227	100.0	0	0.0	11.7	12.8
	Grant	24250	127	127	100.0	0	0.0	10.8	11.8
	Hennepin	24260	5,098	5,098	100.0	0	0.0	3.1	4.7
	Houston	24270	192	192	100.0	0	0.0	15.6	17.0
	Hubbard	24280	110	110	100.0	0	0.0	12.3	13.3
	Isanti	24290	226	226	100.0	0	0.0	7.2	7.8
	Itasca	24300	216	216	100.0	0	0.0	9.8	10.7
	Jackson	24310	107	107	100.0	0	0.0	8.7	9.4
	Kanabec	24320	347	347	100.0	0	0.0	6.4	6.9
	Kandiyohi	24330	231	231	100.0	0	0.0	7.1	7.7
	Kittson	24340	356	356	100.0	0	0.0	16.0	17.5
	Koochiching	24350	219	219	100.0	0	0.0	13.9	15.1
	Lac qui Parle	24360	265	265	100.0	0	0.0	5.8	6.2
	Lake	24370	213	213	100.0	0	0.0	7.7	8.4
	Lake of the Woods	24380	339	339	100.0	0	0.0	17.3	18.9
	Le Sueur	24390	145	145	100.0	0	0.0	9.0	9.8

Access Detail By County SSA

September 5, 2024

Created by...
UnitedHealthcare

Access Analysis
Access - Eligibles
Eligible / Provider Groups
National Proxy Census
(UnitedHealthcare Choice Plus
MNN001)
Outpatient Infusion/Chemotherapy

¹ The Access Standard is defined as
(National Proxy Census
(UnitedHealthcare Choice Plus
MNN001)) eligibles accessing:
¹ (Outpatient Infusion/Chemotherapy)
provider in 60 miles or 60 minutes

Census With and Without Access									
State Name	County	County SSA	Eligible	With Access ¹		Without Access ¹		Average Distance	Average Time
			#	#	%	#	%	1	1
Minnesota	Lincoln	24400	118	118	100.0	0	0.0	7.4	8.0
	Lyon	24410	136	136	100.0	0	0.0	5.8	6.3
	Mahnomen	24430	220	220	100.0	0	0.0	10.1	11.0
	Marshall	24440	388	388	100.0	0	0.0	17.0	18.6
	Martin	24450	200	200	100.0	0	0.0	7.8	8.5
	McLeod	24420	199	199	100.0	0	0.0	6.1	6.6
	Meeker	24460	512	512	100.0	0	0.0	8.5	9.2
	Mille Lacs	24470	305	305	100.0	0	0.0	10.2	11.1
	Morrison	24480	187	187	100.0	0	0.0	10.4	11.3
	Mower	24490	458	458	100.0	0	0.0	8.1	8.8
	Murray	24500	321	321	100.0	0	0.0	8.8	9.5
	Nicollet	24510	161	161	100.0	0	0.0	5.5	5.9
	Nobles	24520	268	268	100.0	0	0.0	8.2	8.9
	Norman	24530	286	286	100.0	0	0.0	11.2	12.2
	Olmsted	24540	706	706	100.0	0	0.0	5.1	5.6
	Otter Tail	24550	302	302	100.0	0	0.0	9.6	10.5
	Pennington	24560	145	145	100.0	0	0.0	4.8	5.1
	Pine	24570	298	298	100.0	0	0.0	11.6	12.6
	Pipestone	24580	106	106	100.0	0	0.0	6.7	7.2
	Polk	24590	156	156	100.0	0	0.0	9.3	10.1
	Pope	24600	232	232	100.0	0	0.0	7.9	8.5
	Ramsey	24610	2,586	2,586	100.0	0	0.0	2.7	4.4
	Red Lake	24620	346	346	100.0	0	0.0	18.9	20.6
	Redwood	24630	335	335	100.0	0	0.0	10.5	11.4
	Renville	24640	157	157	100.0	0	0.0	10.3	11.2
	Rice	24650	308	308	100.0	0	0.0	5.0	5.4
	Rock	24660	440	440	100.0	0	0.0	6.8	7.3
	Roseau	24670	347	347	100.0	0	0.0	15.3	16.6
	Scott	24690	601	601	100.0	0	0.0	5.1	5.8
	Sherburne	24700	498	498	100.0	0	0.0	6.1	6.6
	Sibley	24710	167	167	100.0	0	0.0	10.0	10.9
	St. Louis	24680	919	919	100.0	0	0.0	6.4	7.0
	Stearns	24720	798	798	100.0	0	0.0	5.4	6.0
	Steele	24730	191	191	100.0	0	0.0	6.5	7.0
	Stevens	24740	199	199	100.0	0	0.0	6.7	7.3
	Swift	24750	102	102	100.0	0	0.0	6.1	6.6
	Todd	24760	286	286	100.0	0	0.0	8.7	9.4
	Traverse	24770	259	259	100.0	0	0.0	7.1	7.7
	Wabasha	24780	104	104	100.0	0	0.0	10.1	11.0
	Wadena	24790	167	167	100.0	0	0.0	8.7	9.5

Access Detail By County SSA

September 5, 2024

Created by...
UnitedHealthcare

Access Analysis
Access - Eligibles
Eligible / Provider Groups
National Proxy Census
(UnitedHealthcare Choice Plus
MNN001)
Outpatient Infusion/Chemotherapy

¹ The Access Standard is defined as
(National Proxy Census
(UnitedHealthcare Choice Plus
MNN001)) eligibles accessing:
¹ (Outpatient Infusion/Chemotherapy)
provider in 60 miles or 60 minutes

Census With and Without Access									
State Name	County	County SSA	Eligible	With Access ¹		Without Access ¹		Average Distance	Average Time
			#	#	%	#	%	1	1
Minnesota	Waseca	24800	106	106	100.0	0	0.0	16.5	17.9
	Washington	24810	1,030	1,030	100.0	0	0.0	4.7	5.7
	Watonwan	24820	131	131	100.0	0	0.0	5.8	6.2
	Wilkin	24830	282	282	100.0	0	0.0	22.8	24.8
	Winona	24840	247	247	100.0	0	0.0	9.0	9.8
	Wright	24850	743	743	100.0	0	0.0	8.8	9.6
	Yellow Medicine	24860	199	199	100.0	0	0.0	8.0	8.7
	Grand Totals		35,677	35,677	100.0	0	0.0	7.4	8.5

UnitedHealthcare Choice Plus MNN001

September 5, 2024

Created by...
UnitedHealthcare

Pediatric Specialty (UnitedHealthcare Choice Plus MNN001)

Total Providers: 318
◆ Single providers (59)
✕ Multiple providers (86)

Access - Eligibles

Employee Group
National Proxy Census
(UnitedHealthcare Choice Plus MNN001)

Provider Group
Pediatric Specialty

35,677 eligible locations
● With access (34,601)
● Without access (1,076)

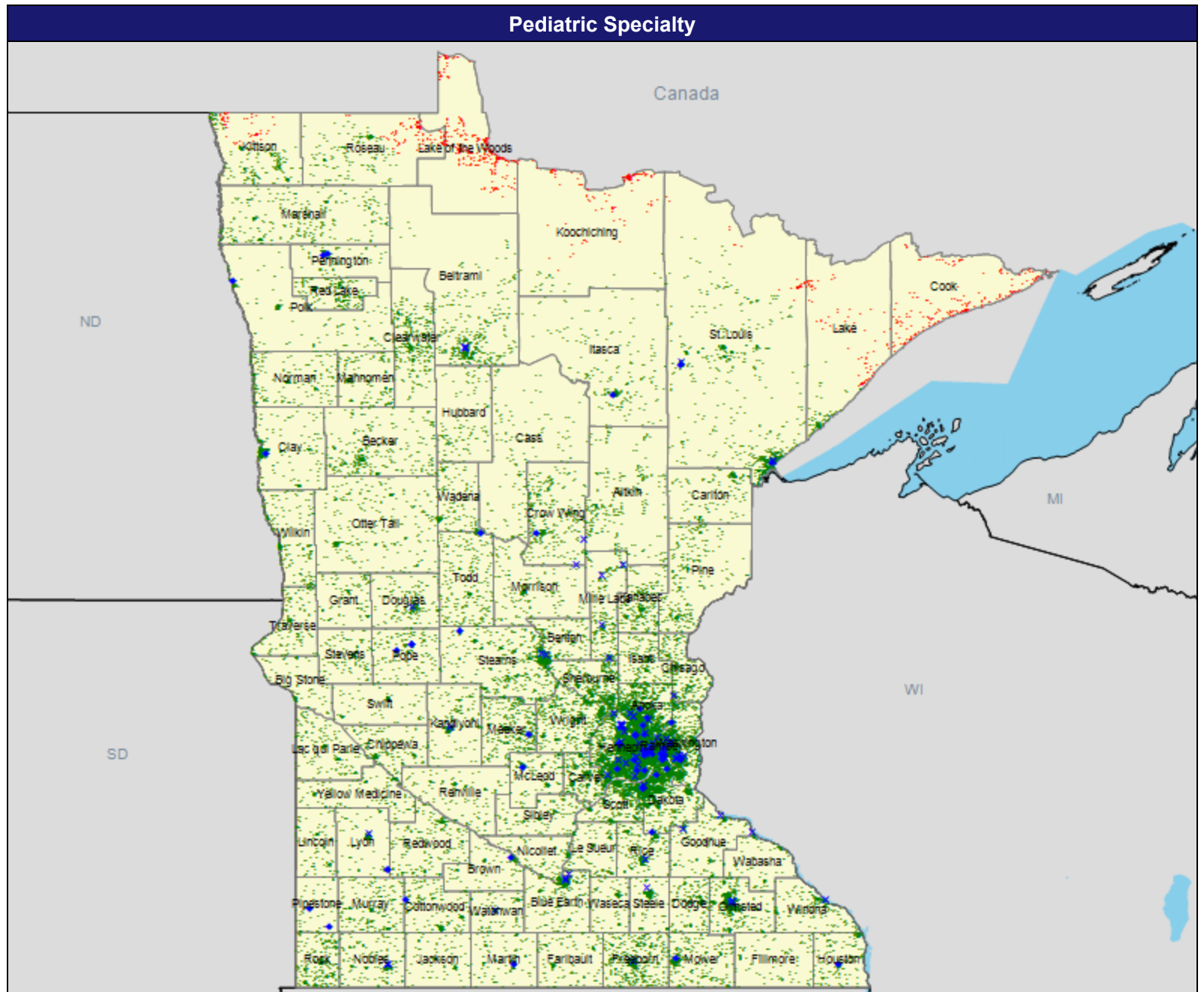
The Access Standard is defined as
(National Proxy Census
(UnitedHealthcare Choice Plus MNN001))
eligibles accessing:

1 (Pediatric Specialty) provider in 60 miles or 60 minutes

Service Areas

UnitedHealthcare Choice Plus MNN001

62.78 miles



Access Detail By County SSA

September 5, 2024

Created by...
UnitedHealthcare

Access Analysis
Access - Eligibles
Eligible / Provider Groups
National Proxy Census
(UnitedHealthcare Choice Plus
MNN001)
Pediatric Specialty

¹ The Access Standard is defined as
(National Proxy Census
(UnitedHealthcare Choice Plus
MNN001)) eligibles accessing:
¹ (Pediatric Specialty) provider in 60
miles or 60 minutes

Census With and Without Access									
State Name	County	County SSA	Eligible	With Access ¹		Without Access ¹		Average Distance	Average Time
			#	#	%	#	%	1	1
Minnesota	Aitkin	24000	287	287	100.0	0	0.0	24.4	26.6
	Anoka	24010	1,740	1,740	100.0	0	0.0	4.0	4.9
	Becker	24020	364	364	100.0	0	0.0	43.4	47.4
	Beltrami	24030	450	450	100.0	0	0.0	13.0	14.2
	Benton	24040	243	243	100.0	0	0.0	7.7	8.8
	Big Stone	24050	101	101	100.0	0	0.0	49.8	54.3
	Blue Earth	24060	347	347	100.0	0	0.0	7.3	7.9
	Brown	24070	135	135	100.0	0	0.0	11.1	12.0
	Carlton	24080	180	180	100.0	0	0.0	29.2	38.7
	Carver	24090	795	795	100.0	0	0.0	8.6	9.6
	Cass	24100	144	144	100.0	0	0.0	28.8	31.4
	Chippewa	24110	266	266	100.0	0	0.0	33.3	36.3
	Chisago	24120	271	271	100.0	0	0.0	14.9	16.2
	Clay	24130	324	324	100.0	0	0.0	8.9	9.7
	Clearwater	24140	387	387	100.0	0	0.0	27.8	30.3
	Cook	24150	212	0	0.0	212	100.0	111.9	134.3
	Cottonwood	24160	255	255	100.0	0	0.0	17.7	19.3
	Crow Wing	24170	348	348	100.0	0	0.0	13.2	14.4
	Dakota	24180	1,818	1,818	100.0	0	0.0	5.6	6.9
	Dodge	24190	218	218	100.0	0	0.0	17.1	18.6
	Douglas	24200	191	191	100.0	0	0.0	8.1	8.8
	Faribault	24210	151	151	100.0	0	0.0	22.2	24.2
	Fillmore	24220	112	112	100.0	0	0.0	25.5	27.8
	Freeborn	24230	668	668	100.0	0	0.0	7.5	8.2
	Goodhue	24240	227	227	100.0	0	0.0	9.1	9.9
	Grant	24250	127	127	100.0	0	0.0	32.7	35.6
	Hennepin	24260	5,098	5,098	100.0	0	0.0	2.7	4.1
	Houston	24270	192	192	100.0	0	0.0	7.5	8.1
	Hubbard	24280	110	110	100.0	0	0.0	32.4	35.3
	Isanti	24290	226	226	100.0	0	0.0	16.8	18.2
	Itasca	24300	216	216	100.0	0	0.0	16.6	18.1
	Jackson	24310	107	107	100.0	0	0.0	19.7	21.5
	Kanabec	24320	347	347	100.0	0	0.0	20.3	22.1
	Kandiyohi	24330	231	231	100.0	0	0.0	8.5	9.2
	Kittson	24340	356	274	77.0	82	23.0	54.8	59.9
	Koochiching	24350	219	29	13.2	190	86.8	80.2	87.4
	Lac qui Parle	24360	265	265	100.0	0	0.0	43.1	47.0
	Lake	24370	213	124	58.2	89	41.8	50.4	65.2
	Lake of the Woods	24380	339	0	0.0	339	100.0	85.8	93.6
	Le Sueur	24390	145	145	100.0	0	0.0	18.4	20.1

Access Detail By County SSA

September 5, 2024

Created by...
UnitedHealthcare

Access Analysis
Access - Eligibles
Eligible / Provider Groups
National Proxy Census
(UnitedHealthcare Choice Plus
MNN001)
Pediatric Specialty

¹ The Access Standard is defined as
(National Proxy Census
(UnitedHealthcare Choice Plus
MNN001)) eligibles accessing:
¹ (Pediatric Specialty) provider in 60
miles or 60 minutes

Census With and Without Access									
State Name	County	County SSA	Eligible	With Access ¹		Without Access ¹		Average Distance	Average Time
			#	#	%	#	%	1	1
Minnesota	Lincoln	24400	118	118	100.0	0	0.0	25.1	27.3
	Lyon	24410	136	136	100.0	0	0.0	6.5	7.1
	Mahnomen	24430	220	220	100.0	0	0.0	48.8	53.2
	Marshall	24440	388	388	100.0	0	0.0	26.9	29.3
	Martin	24450	200	200	100.0	0	0.0	8.1	8.8
	McLeod	24420	199	199	100.0	0	0.0	10.6	11.5
	Meecker	24460	512	512	100.0	0	0.0	13.0	14.1
	Mille Lacs	24470	305	305	100.0	0	0.0	4.5	4.8
	Morrison	24480	187	187	100.0	0	0.0	22.5	24.9
	Mower	24490	458	458	100.0	0	0.0	8.5	9.2
	Murray	24500	321	321	100.0	0	0.0	15.1	16.5
	Nicollet	24510	161	161	100.0	0	0.0	9.1	9.9
	Nobles	24520	268	268	100.0	0	0.0	8.0	8.7
	Norman	24530	286	286	100.0	0	0.0	36.6	39.9
	Olmsted	24540	706	706	100.0	0	0.0	5.9	6.5
	Otter Tail	24550	302	302	100.0	0	0.0	42.9	46.7
	Pennington	24560	145	145	100.0	0	0.0	5.2	5.6
	Pine	24570	298	298	100.0	0	0.0	35.1	38.4
	Pipestone	24580	106	106	100.0	0	0.0	4.9	5.3
	Polk	24590	156	156	100.0	0	0.0	25.9	28.2
	Pope	24600	232	232	100.0	0	0.0	6.6	7.1
	Ramsey	24610	2,586	2,586	100.0	0	0.0	2.2	3.5
	Red Lake	24620	346	346	100.0	0	0.0	20.5	22.3
	Redwood	24630	335	335	100.0	0	0.0	26.0	28.3
	Renville	24640	157	157	100.0	0	0.0	27.2	29.6
	Rice	24650	308	308	100.0	0	0.0	5.8	6.2
	Rock	24660	440	440	100.0	0	0.0	13.5	14.7
	Roseau	24670	347	226	65.1	121	34.9	58.3	63.6
	Scott	24690	601	601	100.0	0	0.0	9.7	11.2
	Sherburne	24700	498	498	100.0	0	0.0	12.0	13.2
	Sibley	24710	167	167	100.0	0	0.0	23.9	26.1
	St. Louis	24680	919	876	95.3	43	4.7	17.9	20.9
	Stearns	24720	798	798	100.0	0	0.0	10.8	12.5
	Steele	24730	191	191	100.0	0	0.0	6.6	7.1
	Stevens	24740	199	199	100.0	0	0.0	22.9	25.0
	Swift	24750	102	102	100.0	0	0.0	30.4	33.1
	Todd	24760	286	286	100.0	0	0.0	15.4	16.8
	Traverse	24770	259	259	100.0	0	0.0	51.3	55.9
	Wabasha	24780	104	104	100.0	0	0.0	15.3	16.7
	Wadena	24790	167	167	100.0	0	0.0	24.0	26.1

Access Detail By County SSA

September 5, 2024

Created by...
UnitedHealthcare

Access Analysis
Access - Eligibles
Eligible / Provider Groups
National Proxy Census
(UnitedHealthcare Choice Plus
MNN001)
Pediatric Specialty

¹ The Access Standard is defined as
(National Proxy Census
(UnitedHealthcare Choice Plus
MNN001)) eligibles accessing:
1 (Pediatric Specialty) provider in 60
miles or 60 minutes

Census With and Without Access									
State Name	County	County SSA	Eligible	With Access ¹		Without Access ¹		Average Distance	Average Time
			#	#	%	#	%	1	1
Minnesota	Waseca	24800	106	106	100.0	0	0.0	16.8	18.2
	Washington	24810	1,030	1,030	100.0	0	0.0	5.6	6.6
	Watonwan	24820	131	131	100.0	0	0.0	8.7	9.5
	Wilkin	24830	282	282	100.0	0	0.0	41.0	44.7
	Winona	24840	247	247	100.0	0	0.0	9.4	10.2
	Wright	24850	743	743	100.0	0	0.0	14.2	15.8
	Yellow Medicine	24860	199	199	100.0	0	0.0	30.2	32.9
	Grand Totals			35,677	34,601	97.0	1,076	3.0	15.3

UnitedHealthcare Choice Plus MNN001

September 5, 2024

Created by...
UnitedHealthcare

Physical Therapy, Occupational Therapy and Speech Therapy Services
(UnitedHealthcare Choice Plus MNN001)

Total Providers: 197
◆ All providers

Access - Eligibles

Employee Group
National Proxy Census
(UnitedHealthcare Choice Plus MNN001)

Provider Group
Physical Therapy, Occupational
Therapy and Speech Therapy Services

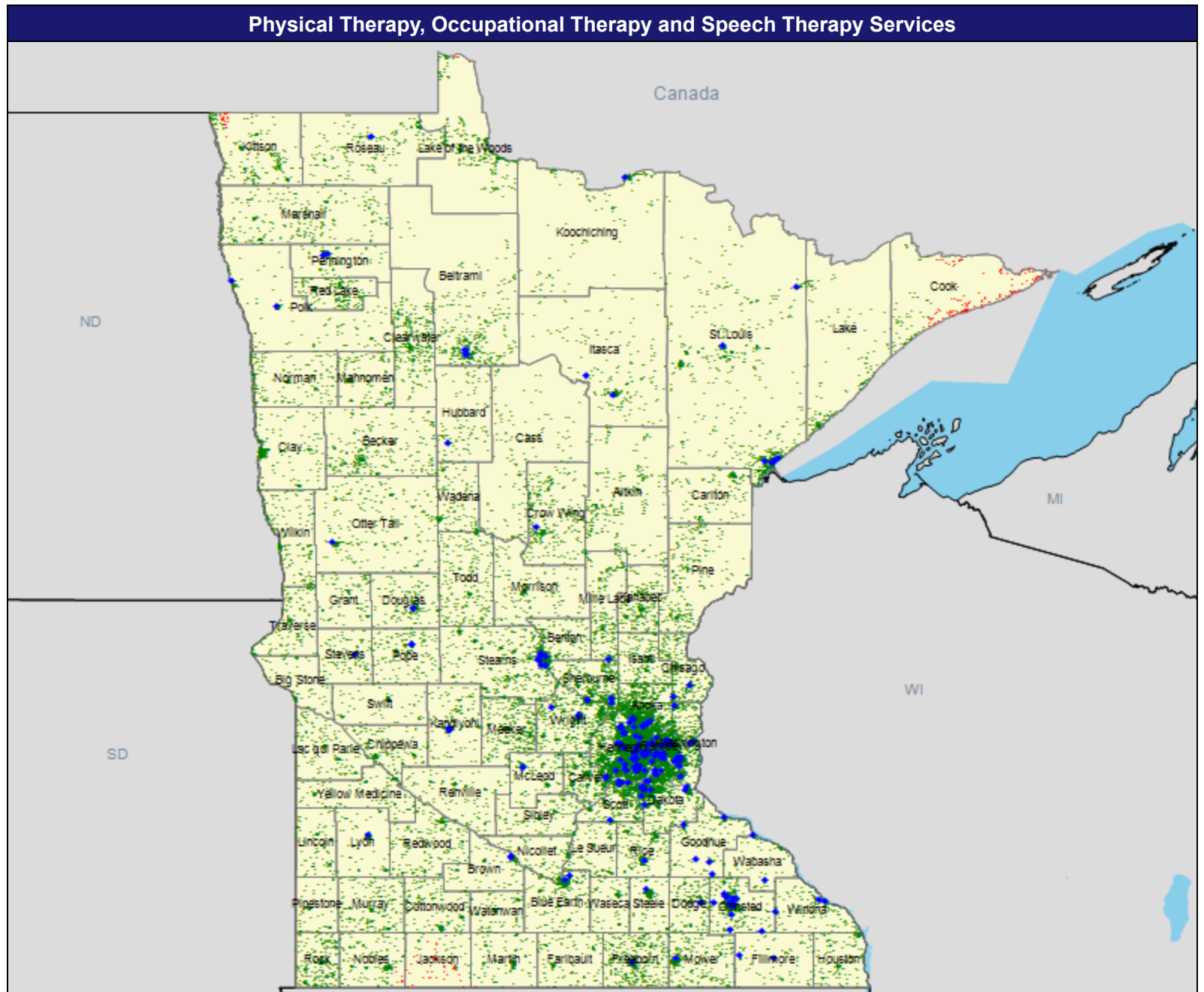
35,677 eligible locations
● With access (35,407)
● Without access (270)

The Access Standard is defined as
(National Proxy Census
(UnitedHealthcare Choice Plus MNN001))
eligibles accessing:

1 (Physical Therapy, Occupational
Therapy and Speech Therapy
Services) provider in 60 miles or 60
minutes

Service Areas
■ UnitedHealthcare Choice Plus
MNN001

62.78 miles



Access Detail By County SSA

September 5, 2024

Created by...
UnitedHealthcare

Access Analysis
Access - Eligibles
Eligible / Provider Groups
National Proxy Census
(UnitedHealthcare Choice Plus
MNN001)
Therapy - PT/OT/ST -
Optum/Medical

¹ The Access Standard is defined as
(National Proxy Census
(UnitedHealthcare Choice Plus
MNN001)) eligibles accessing:
¹ (Therapy - PT/OT/ST -
Optum/Medical) provider in 60 miles or
60 minutes

Census With and Without Access									
State Name	County	County SSA	Eligible	With Access ¹		Without Access ¹		Average Distance	Average Time
			#	#	%	#	%	1	1
Minnesota	Aitkin	24000	287	287	100.0	0	0.0	36.2	39.4
	Anoka	24010	1,740	1,740	100.0	0	0.0	5.0	6.2
	Becker	24020	364	364	100.0	0	0.0	33.1	36.1
	Beltrami	24030	450	450	100.0	0	0.0	12.5	13.5
	Benton	24040	243	243	100.0	0	0.0	8.7	9.6
	Big Stone	24050	101	101	100.0	0	0.0	34.9	38.0
	Blue Earth	24060	347	347	100.0	0	0.0	7.7	8.3
	Brown	24070	135	135	100.0	0	0.0	11.7	12.7
	Carlton	24080	180	180	100.0	0	0.0	25.1	27.4
	Carver	24090	795	795	100.0	0	0.0	8.0	8.8
	Cass	24100	144	144	100.0	0	0.0	26.0	28.3
	Chippewa	24110	266	266	100.0	0	0.0	32.7	35.6
	Chisago	24120	271	271	100.0	0	0.0	10.7	11.6
	Clay	24130	324	324	100.0	0	0.0	9.7	11.1
	Clearwater	24140	387	387	100.0	0	0.0	27.7	30.2
	Cook	24150	212	61	28.8	151	71.2	71.7	78.2
	Cottonwood	24160	255	255	100.0	0	0.0	47.1	51.3
	Crow Wing	24170	348	348	100.0	0	0.0	14.8	16.1
	Dakota	24180	1,818	1,818	100.0	0	0.0	3.3	4.2
	Dodge	24190	218	218	100.0	0	0.0	7.0	7.6
	Douglas	24200	191	191	100.0	0	0.0	8.1	8.8
	Faribault	24210	151	151	100.0	0	0.0	30.5	33.2
	Fillmore	24220	112	112	100.0	0	0.0	8.7	9.4
	Freeborn	24230	668	668	100.0	0	0.0	7.5	8.2
	Goodhue	24240	227	227	100.0	0	0.0	4.7	5.1
	Grant	24250	127	127	100.0	0	0.0	23.8	25.9
	Hennepin	24260	5,098	5,098	100.0	0	0.0	2.4	3.6
	Houston	24270	192	192	100.0	0	0.0	15.3	16.6
	Hubbard	24280	110	110	100.0	0	0.0	11.5	12.5
	Isanti	24290	226	226	100.0	0	0.0	17.4	19.0
	Itasca	24300	216	216	100.0	0	0.0	14.6	15.9
	Jackson	24310	107	43	40.2	64	59.8	60.3	65.7
	Kanabec	24320	347	347	100.0	0	0.0	33.2	36.2
	Kandiyohi	24330	231	231	100.0	0	0.0	8.3	9.0
	Kittson	24340	356	318	89.3	38	10.7	50.4	55.1
	Koochiching	24350	219	219	100.0	0	0.0	17.4	18.9
	Lac qui Parle	24360	265	265	100.0	0	0.0	43.2	47.1
	Lake	24370	213	213	100.0	0	0.0	35.6	38.8
	Lake of the Woods	24380	339	334	98.5	5	1.5	48.1	52.4
	Le Sueur	24390	145	145	100.0	0	0.0	12.3	13.4

Access Detail By County SSA

September 5, 2024

Created by...
UnitedHealthcare

Access Analysis
Access - Eligibles
Eligible / Provider Groups
National Proxy Census
(UnitedHealthcare Choice Plus
MNN001)
Therapy - PT/OT/ST -
Optum/Medical

¹ The Access Standard is defined as
(National Proxy Census
(UnitedHealthcare Choice Plus
MNN001)) eligibles accessing:
¹ (Therapy - PT/OT/ST -
Optum/Medical) provider in 60 miles or
60 minutes

Census With and Without Access									
State Name	County	County SSA	Eligible	With Access ¹		Without Access ¹		Average Distance	Average Time
			#	#	%	#	%	1	1
Minnesota	Lincoln	24400	118	118	100.0	0	0.0	28.5	31.1
	Lyon	24410	136	136	100.0	0	0.0	9.5	10.3
	Mahnomen	24430	220	220	100.0	0	0.0	46.9	51.1
	Marshall	24440	388	388	100.0	0	0.0	26.5	28.9
	Martin	24450	200	199	99.5	1	0.5	46.1	50.2
	McLeod	24420	199	199	100.0	0	0.0	10.6	11.5
	Meeker	24460	512	512	100.0	0	0.0	18.8	20.4
	Mille Lacs	24470	305	305	100.0	0	0.0	19.8	21.5
	Morrison	24480	187	187	100.0	0	0.0	27.9	30.4
	Mower	24490	458	458	100.0	0	0.0	6.6	7.1
	Murray	24500	321	321	100.0	0	0.0	34.8	38.0
	Nicollet	24510	161	161	100.0	0	0.0	9.0	9.8
	Nobles	24520	268	259	96.6	9	3.4	51.4	56.1
	Norman	24530	286	286	100.0	0	0.0	33.6	36.6
	Olmsted	24540	706	706	100.0	0	0.0	2.4	2.7
	Otter Tail	24550	302	302	100.0	0	0.0	22.5	24.5
	Pennington	24560	145	145	100.0	0	0.0	5.2	5.6
	Pine	24570	298	296	99.3	2	0.7	42.8	46.6
	Pipestone	24580	106	106	100.0	0	0.0	40.6	44.3
	Polk	24590	156	156	100.0	0	0.0	17.8	19.4
	Pope	24600	232	232	100.0	0	0.0	8.2	8.9
	Ramsey	24610	2,586	2,586	100.0	0	0.0	1.9	3.0
	Red Lake	24620	346	346	100.0	0	0.0	20.2	22.0
	Redwood	24630	335	335	100.0	0	0.0	30.1	32.8
	Renville	24640	157	157	100.0	0	0.0	26.8	29.2
	Rice	24650	308	308	100.0	0	0.0	8.7	9.5
	Rock	24660	440	440	100.0	0	0.0	27.5	30.2
	Roseau	24670	347	347	100.0	0	0.0	15.5	16.9
	Scott	24690	601	601	100.0	0	0.0	4.8	5.4
	Sherburne	24700	498	498	100.0	0	0.0	6.1	6.6
	Sibley	24710	167	167	100.0	0	0.0	22.2	24.3
	St. Louis	24680	919	919	100.0	0	0.0	11.1	12.3
	Stearns	24720	798	798	100.0	0	0.0	11.9	13.0
	Steele	24730	191	191	100.0	0	0.0	6.6	7.1
	Stevens	24740	199	199	100.0	0	0.0	6.9	7.5
	Swift	24750	102	102	100.0	0	0.0	26.4	28.8
	Todd	24760	286	286	100.0	0	0.0	29.2	31.8
	Traverse	24770	259	259	100.0	0	0.0	37.0	40.3
	Wabasha	24780	104	104	100.0	0	0.0	8.5	9.2
	Wadena	24790	167	167	100.0	0	0.0	27.0	29.4

Access Detail By County SSA

September 5, 2024

Created by...
UnitedHealthcare

Access Analysis
Access - Eligibles
Eligible / Provider Groups
National Proxy Census
(UnitedHealthcare Choice Plus
MNN001)
Therapy - PT/OT/ST -
Optum/Medical

¹ The Access Standard is defined as
(National Proxy Census
(UnitedHealthcare Choice Plus
MNN001)) eligibles accessing:
1 (Therapy - PT/OT/ST -
Optum/Medical) provider in 60 miles or
60 minutes

Census With and Without Access									
State Name	County	County SSA	Eligible	With Access ¹		Without Access ¹		Average Distance	Average Time
			#	#	%	#	%	1	1
Minnesota	Waseca	24800	106	106	100.0	0	0.0	16.8	18.3
	Washington	24810	1,030	1,030	100.0	0	0.0	3.2	3.8
	Watonwan	24820	131	131	100.0	0	0.0	27.7	30.2
	Wilkin	24830	282	282	100.0	0	0.0	22.7	25.1
	Winona	24840	247	247	100.0	0	0.0	4.7	5.1
	Wright	24850	743	743	100.0	0	0.0	7.0	7.6
	Yellow Medicine	24860	199	199	100.0	0	0.0	30.3	33.0
	Grand Totals		35,677	35,407	99.2	270	0.8	14.1	15.7

UnitedHealthcare Choice Plus MNN001

September 5, 2024

Created by...
UnitedHealthcare

Physical Medicine and Rehabilitation and Occupational Medicine (UnitedHealthcare Choice Plus MNN001)

Total Providers: 197
◆ Single providers (142)
✕ Multiple providers (95)

Access - Eligibles

Employee Group
National Proxy Census
(UnitedHealthcare Choice Plus MNN001)

Provider Group
Physical Medicine and Rehabilitation and Occupational Medicine

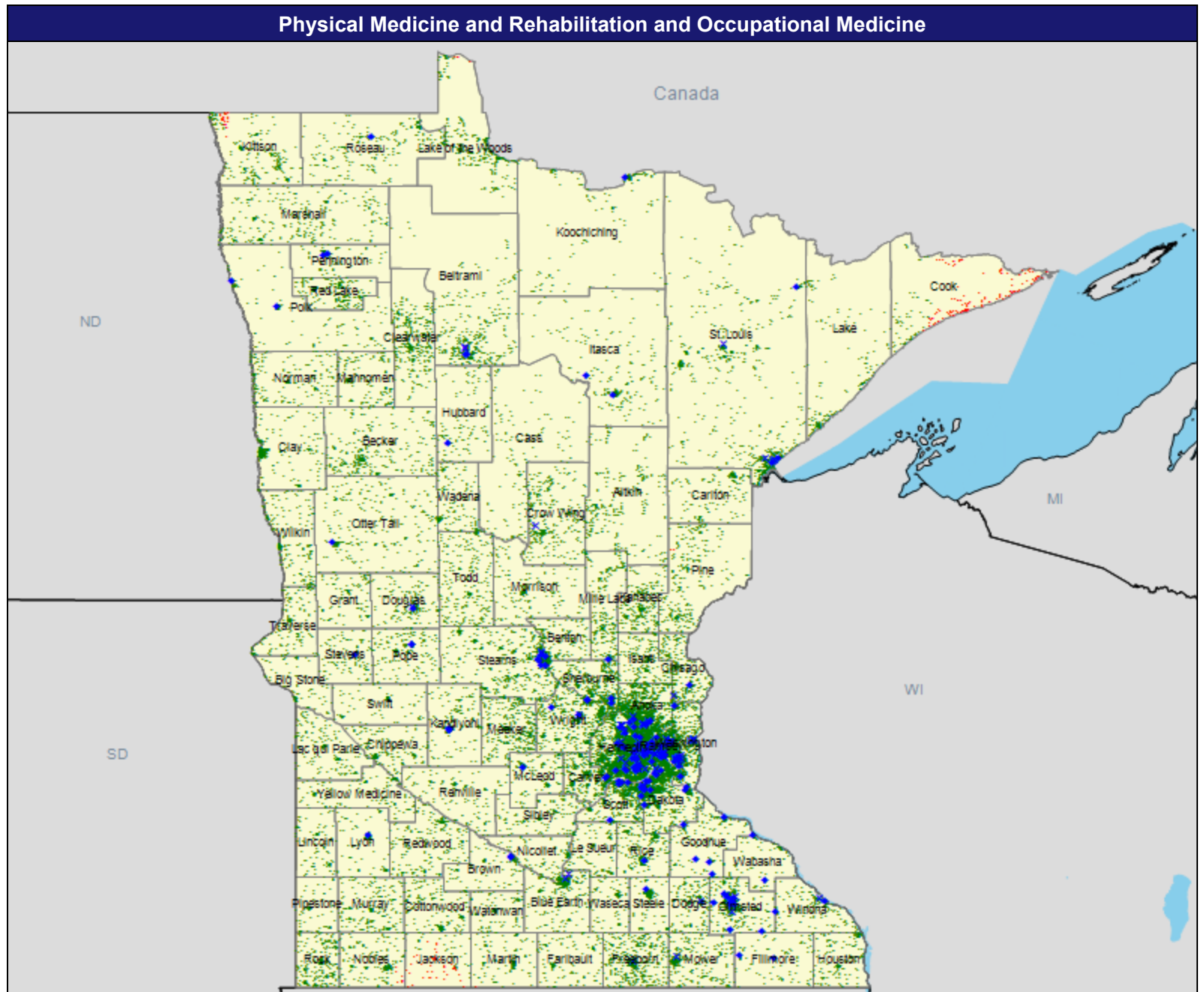
35,677 eligible locations
● With access (35,407)
● Without access (270)

The Access Standard is defined as (National Proxy Census (UnitedHealthcare Choice Plus MNN001)) eligibles accessing:

1 (Physical Medicine and Rehabilitation and Occupational Medicine) provider in 60 miles or 60 minutes

Service Areas
■ UnitedHealthcare Choice Plus MNN001

62.78 miles



Access Detail By County SSA

September 5, 2024

Created by...
UnitedHealthcare

Access Analysis
Access - Eligibles
Eligible / Provider Groups
National Proxy Census
(UnitedHealthcare Choice Plus
MNN001)
Physical Medicine and
Rehabilitation and Occupational
Medicine

¹ The Access Standard is defined as
(National Proxy Census
(UnitedHealthcare Choice Plus
MNN001)) eligibles accessing:
¹ (Physical Medicine and Rehabilitation
and Occupational Medicine) provider in
60 miles or 60 minutes

Census With and Without Access									
State Name	County	County SSA	Eligible	With Access ¹		Without Access ¹		Average Distance	Average Time
			#	#	%	#	%	1	1
Minnesota	Aitkin	24000	287	287	100.0	0	0.0	36.2	39.4
	Anoka	24010	1,740	1,740	100.0	0	0.0	5.0	6.2
	Becker	24020	364	364	100.0	0	0.0	33.1	36.1
	Beltrami	24030	450	450	100.0	0	0.0	12.5	13.5
	Benton	24040	243	243	100.0	0	0.0	8.7	9.6
	Big Stone	24050	101	101	100.0	0	0.0	34.9	38.0
	Blue Earth	24060	347	347	100.0	0	0.0	7.7	8.3
	Brown	24070	135	135	100.0	0	0.0	11.7	12.7
	Carlton	24080	180	180	100.0	0	0.0	25.1	27.4
	Carver	24090	795	795	100.0	0	0.0	8.0	8.8
	Cass	24100	144	144	100.0	0	0.0	26.0	28.3
	Chippewa	24110	266	266	100.0	0	0.0	32.7	35.6
	Chisago	24120	271	271	100.0	0	0.0	10.7	11.6
	Clay	24130	324	324	100.0	0	0.0	9.7	11.1
	Clearwater	24140	387	387	100.0	0	0.0	27.7	30.2
	Cook	24150	212	61	28.8	151	71.2	71.7	78.2
	Cottonwood	24160	255	255	100.0	0	0.0	47.1	51.3
	Crow Wing	24170	348	348	100.0	0	0.0	14.8	16.1
	Dakota	24180	1,818	1,818	100.0	0	0.0	3.3	4.2
	Dodge	24190	218	218	100.0	0	0.0	7.0	7.6
	Douglas	24200	191	191	100.0	0	0.0	8.1	8.8
	Faribault	24210	151	151	100.0	0	0.0	30.5	33.2
	Fillmore	24220	112	112	100.0	0	0.0	8.7	9.4
	Freeborn	24230	668	668	100.0	0	0.0	7.5	8.2
	Goodhue	24240	227	227	100.0	0	0.0	4.7	5.1
	Grant	24250	127	127	100.0	0	0.0	23.8	25.9
	Hennepin	24260	5,098	5,098	100.0	0	0.0	2.4	3.6
	Houston	24270	192	192	100.0	0	0.0	15.3	16.6
	Hubbard	24280	110	110	100.0	0	0.0	11.5	12.5
	Isanti	24290	226	226	100.0	0	0.0	17.4	19.0
	Itasca	24300	216	216	100.0	0	0.0	14.6	15.9
	Jackson	24310	107	43	40.2	64	59.8	60.3	65.7
	Kanabec	24320	347	347	100.0	0	0.0	33.2	36.2
	Kandiyohi	24330	231	231	100.0	0	0.0	8.3	9.0
	Kittson	24340	356	318	89.3	38	10.7	50.4	55.1
	Koochiching	24350	219	219	100.0	0	0.0	17.4	18.9
	Lac qui Parle	24360	265	265	100.0	0	0.0	43.2	47.1
	Lake	24370	213	213	100.0	0	0.0	35.6	38.8
	Lake of the Woods	24380	339	334	98.5	5	1.5	48.1	52.4
	Le Sueur	24390	145	145	100.0	0	0.0	12.3	13.4

Access Detail By County SSA

September 5, 2024

Created by...
UnitedHealthcare

Access Analysis
Access - Eligibles
Eligible / Provider Groups
National Proxy Census
(UnitedHealthcare Choice Plus
MNN001)
Physical Medicine and
Rehabilitation and Occupational
Medicine

¹ The Access Standard is defined as
(National Proxy Census
(UnitedHealthcare Choice Plus
MNN001)) eligibles accessing:
1 (Physical Medicine and Rehabilitation
and Occupational Medicine) provider in
60 miles or 60 minutes

Census With and Without Access									
State Name	County	County SSA	Eligible	With Access ¹		Without Access ¹		Average Distance	Average Time
			#	#	%	#	%	1	1
Minnesota	Lincoln	24400	118	118	100.0	0	0.0	28.5	31.1
	Lyon	24410	136	136	100.0	0	0.0	9.5	10.3
	Mahnomen	24430	220	220	100.0	0	0.0	46.9	51.1
	Marshall	24440	388	388	100.0	0	0.0	26.5	28.9
	Martin	24450	200	199	99.5	1	0.5	46.1	50.2
	McLeod	24420	199	199	100.0	0	0.0	10.6	11.5
	Meecker	24460	512	512	100.0	0	0.0	18.8	20.4
	Mille Lacs	24470	305	305	100.0	0	0.0	19.8	21.5
	Morrison	24480	187	187	100.0	0	0.0	27.9	30.4
	Mower	24490	458	458	100.0	0	0.0	6.6	7.1
	Murray	24500	321	321	100.0	0	0.0	34.8	38.0
	Nicollet	24510	161	161	100.0	0	0.0	9.0	9.8
	Nobles	24520	268	259	96.6	9	3.4	51.4	56.1
	Norman	24530	286	286	100.0	0	0.0	33.6	36.6
	Olmsted	24540	706	706	100.0	0	0.0	2.4	2.7
	Otter Tail	24550	302	302	100.0	0	0.0	22.5	24.5
	Pennington	24560	145	145	100.0	0	0.0	5.2	5.6
	Pine	24570	298	296	99.3	2	0.7	42.8	46.6
	Pipestone	24580	106	106	100.0	0	0.0	40.6	44.3
	Polk	24590	156	156	100.0	0	0.0	17.8	19.4
	Pope	24600	232	232	100.0	0	0.0	8.2	8.9
	Ramsey	24610	2,586	2,586	100.0	0	0.0	1.9	3.0
	Red Lake	24620	346	346	100.0	0	0.0	20.2	22.0
	Redwood	24630	335	335	100.0	0	0.0	30.1	32.8
	Renville	24640	157	157	100.0	0	0.0	26.8	29.2
	Rice	24650	308	308	100.0	0	0.0	8.7	9.5
	Rock	24660	440	440	100.0	0	0.0	27.5	30.2
	Roseau	24670	347	347	100.0	0	0.0	15.5	16.9
	Scott	24690	601	601	100.0	0	0.0	4.8	5.4
	Sherburne	24700	498	498	100.0	0	0.0	6.1	6.6
	Sibley	24710	167	167	100.0	0	0.0	22.2	24.3
	St. Louis	24680	919	919	100.0	0	0.0	11.1	12.3
	Stearns	24720	798	798	100.0	0	0.0	11.9	13.0
	Steele	24730	191	191	100.0	0	0.0	6.6	7.1
	Stevens	24740	199	199	100.0	0	0.0	6.9	7.5
	Swift	24750	102	102	100.0	0	0.0	26.4	28.8
	Todd	24760	286	286	100.0	0	0.0	29.2	31.8
	Traverse	24770	259	259	100.0	0	0.0	37.0	40.3
	Wabasha	24780	104	104	100.0	0	0.0	8.5	9.2
	Wadena	24790	167	167	100.0	0	0.0	27.0	29.4

Access Detail By County SSA

September 5, 2024

Created by...
UnitedHealthcare

Access Analysis
Access - Eligibles
Eligible / Provider Groups
National Proxy Census
(UnitedHealthcare Choice Plus
MNN001)
Physical Medicine and
Rehabilitation and Occupational
Medicine

¹ The Access Standard is defined as
(National Proxy Census
(UnitedHealthcare Choice Plus
MNN001)) eligibles accessing:
1 (Physical Medicine and Rehabilitation
and Occupational Medicine) provider in
60 miles or 60 minutes

Census With and Without Access									
State Name	County	County SSA	Eligible	With Access ¹		Without Access ¹		Average Distance	Average Time
			#	#	%	#	%	1	1
Minnesota	Waseca	24800	106	106	100.0	0	0.0	16.8	18.3
	Washington	24810	1,030	1,030	100.0	0	0.0	3.2	3.8
	Watonwan	24820	131	131	100.0	0	0.0	27.7	30.2
	Wilkin	24830	282	282	100.0	0	0.0	22.7	25.1
	Winona	24840	247	247	100.0	0	0.0	4.7	5.1
	Wright	24850	743	743	100.0	0	0.0	7.0	7.6
	Yellow Medicine	24860	199	199	100.0	0	0.0	30.3	33.0
Grand Totals			35,677	35,407	99.2	270	0.8	14.1	15.7

UnitedHealthcare Choice Plus MNN001

September 5, 2024

Created by...
UnitedHealthcare

Podiatry (UnitedHealthcare Choice Plus MNN001)

Total Providers: 201
◆ Single providers (162)
✕ Multiple providers (109)

Access - Eligibles

Employee Group
National Proxy Census
(UnitedHealthcare Choice Plus MNN001)

Provider Group
Podiatry

35,677 eligible locations
● With access (35,502)
● Without access (175)

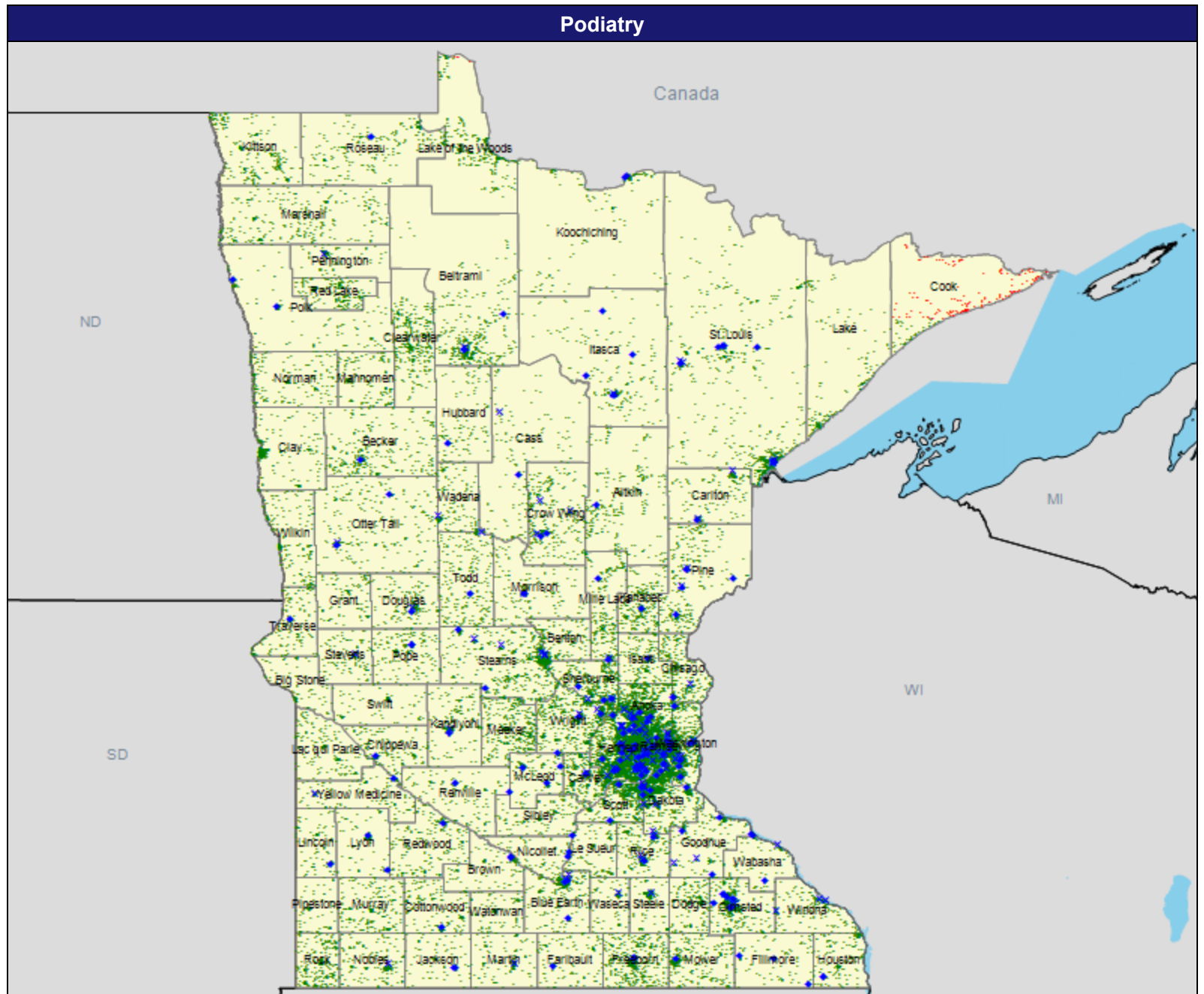
The Access Standard is defined as
(National Proxy Census
(UnitedHealthcare Choice Plus MNN001))
eligibles accessing:

1 (Podiatry) provider in 60 miles or 60 minutes

Service Areas

UnitedHealthcare Choice Plus MNN001

62.78 miles



Access Detail By County SSA

September 5, 2024

Created by...
UnitedHealthcare

Access Analysis
Access - Eligibles
Eligible / Provider Groups
National Proxy Census
(UnitedHealthcare Choice Plus
MNN001)
Podiatry

¹ The Access Standard is defined as
(National Proxy Census
(UnitedHealthcare Choice Plus
MNN001)) eligibles accessing:
¹ (Podiatry) provider in 60 miles or 60
minutes

Census With and Without Access									
State Name	County	County SSA	Eligible	With Access ¹		Without Access ¹		Average Distance	Average Time
			#	#	%	#	%	1	1
Minnesota	Aitkin	24000	287	287	100.0	0	0.0	15.9	17.3
	Anoka	24010	1,740	1,740	100.0	0	0.0	3.6	4.4
	Becker	24020	364	364	100.0	0	0.0	11.1	12.1
	Beltrami	24030	450	450	100.0	0	0.0	9.8	10.6
	Benton	24040	243	243	100.0	0	0.0	8.6	9.6
	Big Stone	24050	101	101	100.0	0	0.0	29.3	31.9
	Blue Earth	24060	347	347	100.0	0	0.0	5.5	6.0
	Brown	24070	135	135	100.0	0	0.0	10.7	11.6
	Carlton	24080	180	180	100.0	0	0.0	7.0	7.6
	Carver	24090	795	795	100.0	0	0.0	4.5	5.0
	Cass	24100	144	144	100.0	0	0.0	13.4	14.6
	Chippewa	24110	266	266	100.0	0	0.0	6.8	7.4
	Chisago	24120	271	271	100.0	0	0.0	7.7	8.3
	Clay	24130	324	324	100.0	0	0.0	10.4	13.3
	Clearwater	24140	387	387	100.0	0	0.0	27.7	30.2
	Cook	24150	212	42	19.8	170	80.2	72.5	79.1
	Cottonwood	24160	255	255	100.0	0	0.0	10.8	11.7
	Crow Wing	24170	348	348	100.0	0	0.0	6.8	7.4
	Dakota	24180	1,818	1,818	100.0	0	0.0	2.8	3.6
	Dodge	24190	218	218	100.0	0	0.0	10.6	11.5
	Douglas	24200	191	191	100.0	0	0.0	8.0	8.7
	Faribault	24210	151	151	100.0	0	0.0	11.8	12.9
	Fillmore	24220	112	112	100.0	0	0.0	8.7	9.5
	Freeborn	24230	668	668	100.0	0	0.0	7.9	8.6
	Goodhue	24240	227	227	100.0	0	0.0	4.6	5.0
	Grant	24250	127	127	100.0	0	0.0	21.0	22.9
	Hennepin	24260	5,098	5,098	100.0	0	0.0	2.1	3.2
	Houston	24270	192	192	100.0	0	0.0	9.5	10.4
	Hubbard	24280	110	110	100.0	0	0.0	10.7	11.6
	Isanti	24290	226	226	100.0	0	0.0	7.4	8.0
	Itasca	24300	216	216	100.0	0	0.0	9.2	10.0
	Jackson	24310	107	107	100.0	0	0.0	8.5	9.3
	Kanabec	24320	347	347	100.0	0	0.0	6.3	6.8
	Kandiyohi	24330	231	231	100.0	0	0.0	7.5	8.1
	Kittson	24340	356	356	100.0	0	0.0	41.5	45.4
	Koochiching	24350	219	219	100.0	0	0.0	14.1	15.3
	Lac qui Parle	24360	265	265	100.0	0	0.0	21.7	23.6
	Lake	24370	213	213	100.0	0	0.0	38.7	45.0
	Lake of the Woods	24380	339	334	98.5	5	1.5	48.1	52.4
	Le Sueur	24390	145	145	100.0	0	0.0	8.1	8.8

Access Detail By County SSA

September 5, 2024

Created by...
UnitedHealthcare

Access Analysis
Access - Eligibles
Eligible / Provider Groups
National Proxy Census
(UnitedHealthcare Choice Plus
MNN001)
Podiatry

¹ The Access Standard is defined as
(National Proxy Census
(UnitedHealthcare Choice Plus
MNN001)) eligibles accessing:
¹ (Podiatry) provider in 60 miles or 60
minutes

Census With and Without Access									
State Name	County	County SSA	Eligible	With Access ¹		Without Access ¹		Average Distance	Average Time
			#	#	%	#	%	1	1
Minnesota	Lincoln	24400	118	118	100.0	0	0.0	11.9	12.9
	Lyon	24410	136	136	100.0	0	0.0	5.8	6.3
	Mahnomen	24430	220	220	100.0	0	0.0	35.9	39.1
	Marshall	24440	388	388	100.0	0	0.0	25.6	27.9
	Martin	24450	200	200	100.0	0	0.0	8.4	9.1
	McLeod	24420	199	199	100.0	0	0.0	3.3	3.6
	Meeker	24460	512	512	100.0	0	0.0	18.1	19.7
	Mille Lacs	24470	305	305	100.0	0	0.0	10.7	11.6
	Morrison	24480	187	187	100.0	0	0.0	9.9	10.8
	Mower	24490	458	458	100.0	0	0.0	6.7	7.3
	Murray	24500	321	321	100.0	0	0.0	19.9	21.7
	Nicollet	24510	161	161	100.0	0	0.0	5.4	5.8
	Nobles	24520	268	268	100.0	0	0.0	9.9	10.8
	Norman	24530	286	286	100.0	0	0.0	33.4	37.6
	Olmsted	24540	706	706	100.0	0	0.0	3.5	3.9
	Otter Tail	24550	302	302	100.0	0	0.0	11.3	12.3
	Pennington	24560	145	145	100.0	0	0.0	6.3	6.8
	Pine	24570	298	298	100.0	0	0.0	6.7	7.2
	Pipestone	24580	106	106	100.0	0	0.0	18.0	19.6
	Polk	24590	156	156	100.0	0	0.0	17.8	19.4
	Pope	24600	232	232	100.0	0	0.0	8.2	8.9
	Ramsey	24610	2,586	2,586	100.0	0	0.0	1.9	3.1
	Red Lake	24620	346	346	100.0	0	0.0	20.7	22.5
	Redwood	24630	335	335	100.0	0	0.0	10.8	11.7
	Renville	24640	157	157	100.0	0	0.0	9.5	10.4
	Rice	24650	308	308	100.0	0	0.0	4.2	4.5
	Rock	24660	440	440	100.0	0	0.0	27.7	31.0
	Roseau	24670	347	347	100.0	0	0.0	15.6	16.9
	Scott	24690	601	601	100.0	0	0.0	5.5	6.1
	Sherburne	24700	498	498	100.0	0	0.0	4.9	5.4
	Sibley	24710	167	167	100.0	0	0.0	13.4	14.6
	St. Louis	24680	919	919	100.0	0	0.0	10.2	11.6
	Stearns	24720	798	798	100.0	0	0.0	6.7	7.5
	Steele	24730	191	191	100.0	0	0.0	5.4	5.9
	Stevens	24740	199	199	100.0	0	0.0	6.9	7.5
	Swift	24750	102	102	100.0	0	0.0	24.9	27.1
	Todd	24760	286	286	100.0	0	0.0	9.3	10.1
	Traverse	24770	259	259	100.0	0	0.0	9.5	10.3
	Wabasha	24780	104	104	100.0	0	0.0	5.1	5.5
	Wadena	24790	167	167	100.0	0	0.0	9.3	10.1

Access Detail By County SSA

September 5, 2024

Created by...
UnitedHealthcare

Access Analysis
Access - Eligibles
Eligible / Provider Groups
National Proxy Census
(UnitedHealthcare Choice Plus
MNN001)
Podiatry

¹ The Access Standard is defined as
(National Proxy Census
(UnitedHealthcare Choice Plus
MNN001)) eligibles accessing:
1 (Podiatry) provider in 60 miles or 60
minutes

Census With and Without Access									
State Name	County	County SSA	Eligible	With Access ¹		Without Access ¹		Average Distance	Average Time
			#	#	%	#	%	1	1
Minnesota	Waseca	24800	106	106	100.0	0	0.0	6.7	7.3
	Washington	24810	1,030	1,030	100.0	0	0.0	3.1	3.7
	Watonwan	24820	131	131	100.0	0	0.0	23.1	25.1
	Wilkin	24830	282	282	100.0	0	0.0	12.1	13.3
	Winona	24840	247	247	100.0	0	0.0	4.8	5.2
	Wright	24850	743	743	100.0	0	0.0	6.7	7.3
	Yellow Medicine	24860	199	199	100.0	0	0.0	8.0	8.7
	Grand Totals			35,677	35,502	99.5	175	0.5	9.2

UnitedHealthcare Choice Plus MNN001

September 5, 2024

Created by...
UnitedHealthcare

Pulmonary Disease (UnitedHealthcare Choice Plus MNN001)

Total Providers: 207
◆ Single providers (62)
✕ Multiple providers (71)

Access - Eligibles

Employee Group
National Proxy Census
(UnitedHealthcare Choice Plus MNN001)

Provider Group
Pulmonary Disease

35,677 eligible locations
● With access (34,573)
● Without access (1,104)

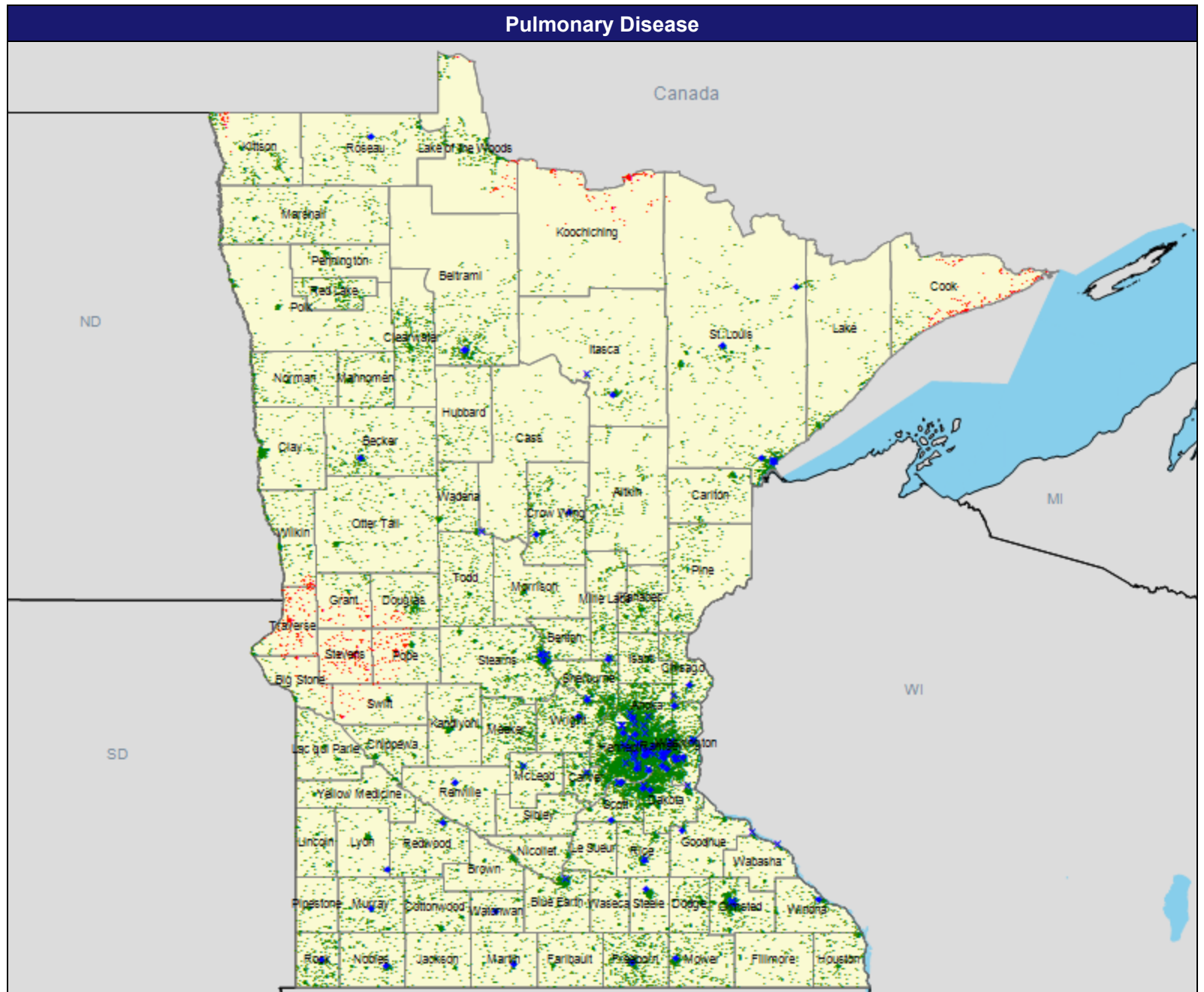
The Access Standard is defined as
(National Proxy Census
(UnitedHealthcare Choice Plus MNN001))
eligibles accessing:

1 (Pulmonary Disease) provider in 60 miles or 60 minutes

Service Areas

UnitedHealthcare Choice Plus MNN001

62.78 miles



Access Detail By County SSA

September 5, 2024

Created by...
UnitedHealthcare

Access Analysis
Access - Eligibles
Eligible / Provider Groups
National Proxy Census
(UnitedHealthcare Choice Plus
MNN001)
Pulmonology

¹ The Access Standard is defined as
(National Proxy Census
(UnitedHealthcare Choice Plus
MNN001)) eligibles accessing:
¹ (Pulmonology) provider in 60 miles or
60 minutes

Census With and Without Access									
State Name	County	County SSA	Eligible	With Access ¹		Without Access ¹		Average Distance	Average Time
			#	#	%	#	%	1	1
Minnesota	Aitkin	24000	287	287	100.0	0	0.0	25.9	28.2
	Anoka	24010	1,740	1,740	100.0	0	0.0	4.8	6.1
	Becker	24020	364	364	100.0	0	0.0	13.9	15.1
	Beltrami	24030	450	450	100.0	0	0.0	13.2	14.3
	Benton	24040	243	243	100.0	0	0.0	8.8	9.9
	Big Stone	24050	101	71	70.3	30	29.7	57.0	62.1
	Blue Earth	24060	347	347	100.0	0	0.0	7.8	8.5
	Brown	24070	135	135	100.0	0	0.0	25.0	27.2
	Carlton	24080	180	180	100.0	0	0.0	25.1	27.3
	Carver	24090	795	795	100.0	0	0.0	7.4	8.5
	Cass	24100	144	144	100.0	0	0.0	27.6	30.1
	Chippewa	24110	266	266	100.0	0	0.0	39.0	42.5
	Chisago	24120	271	271	100.0	0	0.0	10.0	10.9
	Clay	24130	324	324	100.0	0	0.0	9.5	10.9
	Clearwater	24140	387	387	100.0	0	0.0	27.9	30.4
	Cook	24150	212	61	28.8	151	71.2	71.7	78.2
	Cottonwood	24160	255	255	100.0	0	0.0	23.4	25.4
	Crow Wing	24170	348	348	100.0	0	0.0	11.1	12.1
	Dakota	24180	1,818	1,818	100.0	0	0.0	4.1	5.5
	Dodge	24190	218	218	100.0	0	0.0	17.1	18.6
	Douglas	24200	191	169	88.5	22	11.5	53.7	58.5
	Faribault	24210	151	151	100.0	0	0.0	22.2	24.2
	Fillmore	24220	112	112	100.0	0	0.0	26.6	29.0
	Freeborn	24230	668	668	100.0	0	0.0	7.5	8.2
	Goodhue	24240	227	227	100.0	0	0.0	14.3	15.5
	Grant	24250	127	68	53.5	59	46.5	62.2	67.9
	Hennepin	24260	5,098	5,098	100.0	0	0.0	3.0	4.6
	Houston	24270	192	192	100.0	0	0.0	15.9	17.3
	Hubbard	24280	110	110	100.0	0	0.0	31.6	34.4
	Isanti	24290	226	226	100.0	0	0.0	17.3	18.8
	Itasca	24300	216	216	100.0	0	0.0	14.6	15.9
	Jackson	24310	107	107	100.0	0	0.0	20.3	22.1
	Kanabec	24320	347	347	100.0	0	0.0	31.0	33.8
	Kandiyohi	24330	231	231	100.0	0	0.0	27.8	30.3
	Kittson	24340	356	317	89.0	39	11.0	51.3	56.2
	Koochiching	24350	219	39	17.8	180	82.2	77.6	84.6
	Lac qui Parle	24360	265	265	100.0	0	0.0	47.9	52.3
	Lake	24370	213	213	100.0	0	0.0	36.9	41.6
	Lake of the Woods	24380	339	308	90.9	31	9.1	49.2	53.6
	Le Sueur	24390	145	145	100.0	0	0.0	13.5	14.7

Access Detail By County SSA

September 5, 2024

Created by...
UnitedHealthcare

Access Analysis
Access - Eligibles
Eligible / Provider Groups
National Proxy Census
(UnitedHealthcare Choice Plus
MNN001)
Pulmonology

¹ The Access Standard is defined as
(National Proxy Census
(UnitedHealthcare Choice Plus
MNN001)) eligibles accessing:
¹ (Pulmonology) provider in 60 miles or
60 minutes

Census With and Without Access									
State Name	County	County SSA	Eligible	With Access ¹		Without Access ¹		Average Distance	Average Time
			#	#	%	#	%	1	1
Minnesota	Lincoln	24400	118	118	100.0	0	0.0	29.8	32.5
	Lyon	24410	136	136	100.0	0	0.0	20.7	22.5
	Mahnomen	24430	220	220	100.0	0	0.0	35.4	38.6
	Marshall	24440	388	388	100.0	0	0.0	39.0	42.5
	Martin	24450	200	200	100.0	0	0.0	8.1	8.8
	McLeod	24420	199	199	100.0	0	0.0	10.2	11.1
	Meeker	24460	512	512	100.0	0	0.0	22.1	24.1
	Mille Lacs	24470	305	305	100.0	0	0.0	18.9	20.6
	Morrison	24480	187	187	100.0	0	0.0	25.3	27.6
	Mower	24490	458	458	100.0	0	0.0	8.5	9.2
	Murray	24500	321	321	100.0	0	0.0	9.6	10.4
	Nicollet	24510	161	161	100.0	0	0.0	13.4	14.6
	Nobles	24520	268	268	100.0	0	0.0	8.6	9.3
	Norman	24530	286	286	100.0	0	0.0	36.4	39.6
	Olmsted	24540	706	706	100.0	0	0.0	5.6	6.2
	Otter Tail	24550	302	302	100.0	0	0.0	33.1	36.1
	Pennington	24560	145	145	100.0	0	0.0	47.9	52.3
	Pine	24570	298	298	100.0	0	0.0	27.1	29.5
	Pipestone	24580	106	106	100.0	0	0.0	23.7	25.8
	Polk	24590	156	156	100.0	0	0.0	29.9	32.5
	Pope	24600	232	127	54.7	105	45.3	60.7	66.3
	Ramsey	24610	2,586	2,586	100.0	0	0.0	2.4	3.8
	Red Lake	24620	346	346	100.0	0	0.0	43.9	47.8
	Redwood	24630	335	335	100.0	0	0.0	11.0	11.9
	Renville	24640	157	157	100.0	0	0.0	11.4	12.4
	Rice	24650	308	308	100.0	0	0.0	8.3	9.0
	Rock	24660	440	440	100.0	0	0.0	7.2	7.8
	Roseau	24670	347	347	100.0	0	0.0	15.6	16.9
	Scott	24690	601	601	100.0	0	0.0	6.1	6.9
	Sherburne	24700	498	498	100.0	0	0.0	8.9	9.6
	Sibley	24710	167	167	100.0	0	0.0	23.7	25.9
	St. Louis	24680	919	917	99.8	2	0.2	11.4	12.8
	Stearns	24720	798	798	100.0	0	0.0	15.2	16.6
	Steele	24730	191	191	100.0	0	0.0	6.6	7.1
	Stevens	24740	199	0	0.0	199	100.0	78.2	85.2
	Swift	24750	102	62	60.8	40	39.2	57.1	62.2
	Todd	24760	286	286	100.0	0	0.0	24.7	27.0
	Traverse	24770	259	38	14.7	221	85.3	68.3	74.9
	Wabasha	24780	104	104	100.0	0	0.0	10.1	11.0
	Wadena	24790	167	167	100.0	0	0.0	23.6	25.7

Access Detail By County SSA

September 5, 2024

Created by...
UnitedHealthcare

Access Analysis
Access - Eligibles
Eligible / Provider Groups
National Proxy Census
(UnitedHealthcare Choice Plus
MNN001)
Pulmonology

¹ The Access Standard is defined as
(National Proxy Census
(UnitedHealthcare Choice Plus
MNN001)) eligibles accessing:
1 (Pulmonology) provider in 60 miles or
60 minutes

Census With and Without Access									
State Name	County	County SSA	Eligible	With Access ¹		Without Access ¹		Average Distance	Average Time
			#	#	%	#	%	1	1
Minnesota	Waseca	24800	106	106	100.0	0	0.0	16.9	18.4
	Washington	24810	1,030	1,030	100.0	0	0.0	3.9	4.6
	Watonwan	24820	131	131	100.0	0	0.0	8.7	9.5
	Wilkin	24830	282	257	91.1	25	8.9	43.5	49.6
	Winona	24840	247	247	100.0	0	0.0	8.6	9.3
	Wright	24850	743	743	100.0	0	0.0	9.8	10.7
	Yellow Medicine	24860	199	199	100.0	0	0.0	37.1	40.4
	Grand Totals		35,677	34,573	96.9	1,104	3.1	15.7	17.6

UnitedHealthcare Choice Plus MNN001

September 5, 2024

Created by...
UnitedHealthcare

Radiology and Nuclear Medicine
(UnitedHealthcare Choice Plus MNN001)

Total Providers: 1,336

- ◆ Single providers (84)
- ✕ Multiple providers (385)

Access - Eligibles

Employee Group

National Proxy Census
(UnitedHealthcare Choice Plus
MNN001)

Provider Group

Radiology and Nuclear Medicine

35,677 eligible locations

- With access (35,677)
- Without access (0)

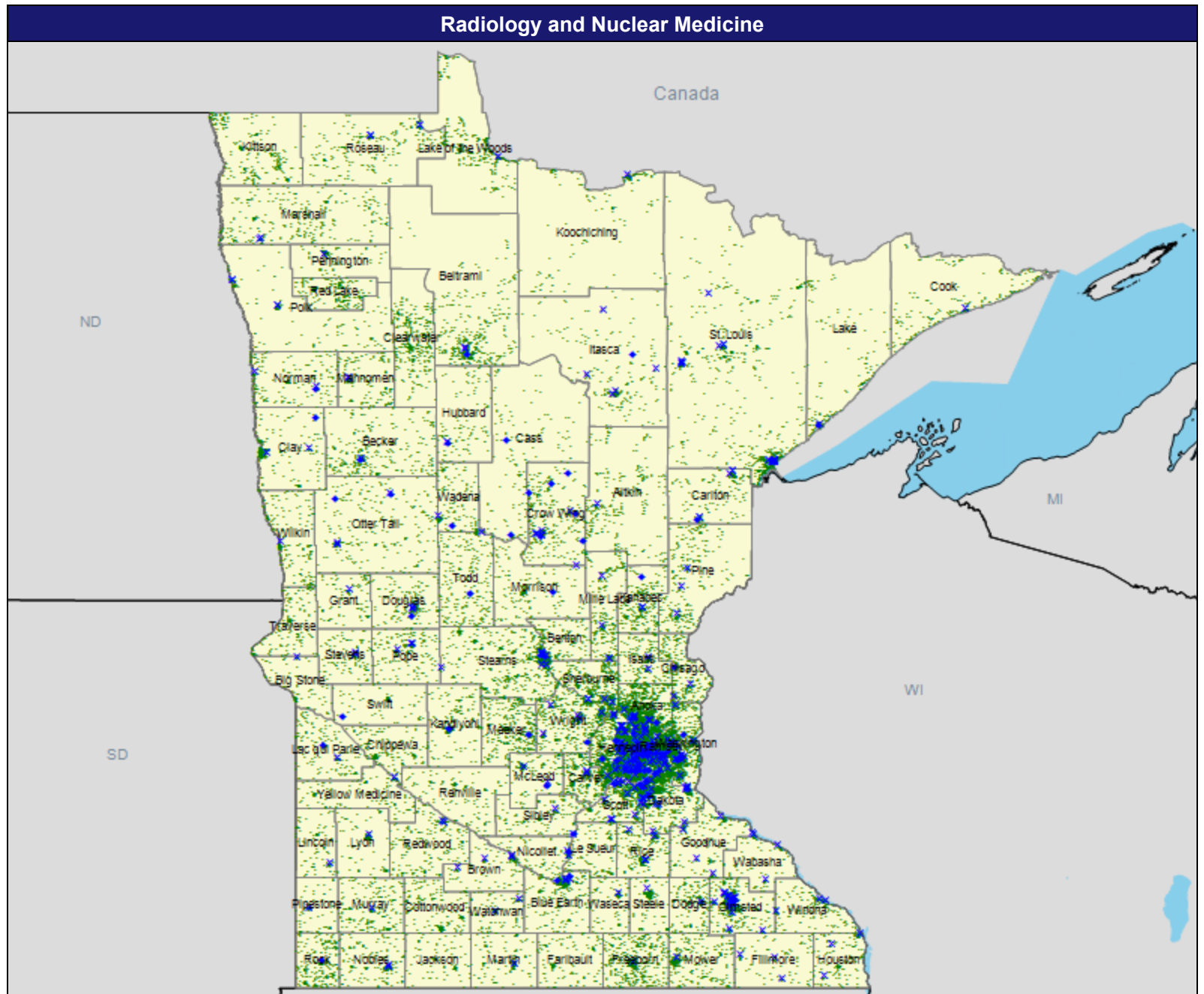
The Access Standard is defined as
(National Proxy Census
(UnitedHealthcare Choice Plus MNN001))
eligibles accessing:

1 (Radiology and Nuclear Medicine)
provider in 60 miles or 60 minutes

Service Areas

- UnitedHealthcare Choice Plus
MNN001

62.78 miles



Access Detail By County SSA

September 5, 2024

Created by...
UnitedHealthcare

Access Analysis
Access - Eligibles
Eligible / Provider Groups
National Proxy Census
(UnitedHealthcare Choice Plus
MNN001)
Radiology - Diagnostic

¹ The Access Standard is defined as
(National Proxy Census
(UnitedHealthcare Choice Plus
MNN001)) eligibles accessing:
¹ (Radiology - Diagnostic) provider in
60 miles or 60 minutes

Census With and Without Access									
State Name	County	County SSA	Eligible	With Access ¹		Without Access ¹		Average Distance	Average Time
			#	#	%	#	%	1	1
Minnesota	Aitkin	24000	287	287	100.0	0	0.0	14.6	15.9
	Anoka	24010	1,740	1,740	100.0	0	0.0	3.8	4.8
	Becker	24020	364	364	100.0	0	0.0	10.4	11.3
	Beltrami	24030	450	450	100.0	0	0.0	12.3	13.3
	Benton	24040	243	243	100.0	0	0.0	7.4	8.1
	Big Stone	24050	101	101	100.0	0	0.0	12.3	13.4
	Blue Earth	24060	347	347	100.0	0	0.0	6.2	6.7
	Brown	24070	135	135	100.0	0	0.0	3.9	4.2
	Carlton	24080	180	180	100.0	0	0.0	6.5	7.0
	Carver	24090	795	795	100.0	0	0.0	4.6	5.1
	Cass	24100	144	144	100.0	0	0.0	12.4	13.5
	Chippewa	24110	266	266	100.0	0	0.0	15.3	16.6
	Chisago	24120	271	271	100.0	0	0.0	5.4	5.9
	Clay	24130	324	324	100.0	0	0.0	4.9	5.5
	Clearwater	24140	387	387	100.0	0	0.0	27.3	29.7
	Cook	24150	212	212	100.0	0	0.0	20.4	22.2
	Cottonwood	24160	255	255	100.0	0	0.0	22.6	24.7
	Crow Wing	24170	348	348	100.0	0	0.0	4.8	5.2
	Dakota	24180	1,818	1,818	100.0	0	0.0	2.3	2.9
	Dodge	24190	218	218	100.0	0	0.0	7.0	7.6
	Douglas	24200	191	191	100.0	0	0.0	6.8	7.4
	Faribault	24210	151	151	100.0	0	0.0	22.1	24.1
	Fillmore	24220	112	112	100.0	0	0.0	6.1	6.6
	Freeborn	24230	668	668	100.0	0	0.0	7.5	8.2
	Goodhue	24240	227	227	100.0	0	0.0	5.1	5.5
	Grant	24250	127	127	100.0	0	0.0	11.2	12.2
	Hennepin	24260	5,098	5,098	100.0	0	0.0	1.5	2.3
	Houston	24270	192	192	100.0	0	0.0	6.7	7.3
	Hubbard	24280	110	110	100.0	0	0.0	10.7	11.6
	Isanti	24290	226	226	100.0	0	0.0	5.6	6.1
	Itasca	24300	216	216	100.0	0	0.0	8.8	9.6
	Jackson	24310	107	107	100.0	0	0.0	19.6	21.3
	Kanabec	24320	347	347	100.0	0	0.0	5.5	5.9
	Kandiyohi	24330	231	231	100.0	0	0.0	8.1	8.8
	Kittson	24340	356	356	100.0	0	0.0	32.9	36.0
	Koochiching	24350	219	219	100.0	0	0.0	13.9	15.1
	Lac qui Parle	24360	265	265	100.0	0	0.0	6.3	6.8
	Lake	24370	213	213	100.0	0	0.0	20.6	22.5
	Lake of the Woods	24380	339	339	100.0	0	0.0	13.6	14.8
	Le Sueur	24390	145	145	100.0	0	0.0	8.0	8.6

Access Detail By County SSA

September 5, 2024

Created by...
UnitedHealthcare

Access Analysis
Access - Eligibles
Eligible / Provider Groups
National Proxy Census
(UnitedHealthcare Choice Plus
MNN001)
Radiology - Diagnostic

¹ The Access Standard is defined as
(National Proxy Census
(UnitedHealthcare Choice Plus
MNN001)) eligibles accessing:
¹ (Radiology - Diagnostic) provider in
60 miles or 60 minutes

Census With and Without Access									
State Name	County	County SSA	Eligible	With Access ¹		Without Access ¹		Average Distance	Average Time
			#	#	%	#	%	1	1
Minnesota	Lincoln	24400	118	118	100.0	0	0.0	14.0	15.3
	Lyon	24410	136	136	100.0	0	0.0	8.6	9.4
	Mahnomen	24430	220	220	100.0	0	0.0	11.0	12.0
	Marshall	24440	388	388	100.0	0	0.0	17.6	19.1
	Martin	24450	200	200	100.0	0	0.0	7.9	8.5
	McLeod	24420	199	199	100.0	0	0.0	5.8	6.3
	Meeker	24460	512	512	100.0	0	0.0	12.7	13.8
	Mille Lacs	24470	305	305	100.0	0	0.0	5.6	6.1
	Morrison	24480	187	187	100.0	0	0.0	13.2	14.4
	Mower	24490	458	458	100.0	0	0.0	6.5	7.1
	Murray	24500	321	321	100.0	0	0.0	9.9	10.8
	Nicollet	24510	161	161	100.0	0	0.0	4.3	4.7
	Nobles	24520	268	268	100.0	0	0.0	8.3	9.0
	Norman	24530	286	286	100.0	0	0.0	9.6	10.4
	Olmsted	24540	706	706	100.0	0	0.0	2.3	2.6
	Otter Tail	24550	302	302	100.0	0	0.0	9.4	10.3
	Pennington	24560	145	145	100.0	0	0.0	6.3	6.8
	Pine	24570	298	298	100.0	0	0.0	7.5	8.1
	Pipestone	24580	106	106	100.0	0	0.0	6.6	7.2
	Polk	24590	156	156	100.0	0	0.0	13.3	14.4
	Pope	24600	232	232	100.0	0	0.0	5.9	6.4
	Ramsey	24610	2,586	2,586	100.0	0	0.0	1.8	2.8
	Red Lake	24620	346	346	100.0	0	0.0	20.7	22.5
	Redwood	24630	335	335	100.0	0	0.0	10.8	11.7
	Renville	24640	157	157	100.0	0	0.0	17.6	19.2
	Rice	24650	308	308	100.0	0	0.0	3.7	4.0
	Rock	24660	440	440	100.0	0	0.0	6.9	7.6
	Roseau	24670	347	347	100.0	0	0.0	10.4	11.3
	Scott	24690	601	601	100.0	0	0.0	2.5	2.7
	Sherburne	24700	498	498	100.0	0	0.0	6.2	6.7
	Sibley	24710	167	167	100.0	0	0.0	9.7	10.5
	St. Louis	24680	919	919	100.0	0	0.0	9.4	10.4
	Stearns	24720	798	798	100.0	0	0.0	10.6	11.6
	Steele	24730	191	191	100.0	0	0.0	6.5	7.1
	Stevens	24740	199	199	100.0	0	0.0	6.6	7.1
	Swift	24750	102	102	100.0	0	0.0	15.3	16.7
	Todd	24760	286	286	100.0	0	0.0	9.8	10.6
	Traverse	24770	259	259	100.0	0	0.0	18.2	19.8
	Wabasha	24780	104	104	100.0	0	0.0	5.1	5.5
	Wadena	24790	167	167	100.0	0	0.0	8.6	9.3

Access Detail By County SSA

September 5, 2024

Created by...
UnitedHealthcare

Access Analysis
Access - Eligibles
Eligible / Provider Groups
National Proxy Census
(UnitedHealthcare Choice Plus
MNN001)
Radiology - Diagnostic

¹ The Access Standard is defined as
(National Proxy Census
(UnitedHealthcare Choice Plus
MNN001)) eligibles accessing:
1 (Radiology - Diagnostic) provider in
60 miles or 60 minutes

Census With and Without Access									
State Name	County	County SSA	Eligible	With Access ¹		Without Access ¹		Average Distance	Average Time
			#	#	%	#	%	1	1
Minnesota	Waseca	24800	106	106	100.0	0	0.0	7.2	7.8
	Washington	24810	1,030	1,030	100.0	0	0.0	3.0	3.5
	Watonwan	24820	131	131	100.0	0	0.0	5.8	6.3
	Wilkin	24830	282	282	100.0	0	0.0	10.5	11.5
	Winona	24840	247	247	100.0	0	0.0	4.5	4.9
	Wright	24850	743	743	100.0	0	0.0	3.8	4.1
	Yellow Medicine	24860	199	199	100.0	0	0.0	14.1	15.4
	Grand Totals		35,677	35,677	100.0	0	0.0	7.1	7.9

UnitedHealthcare Choice Plus MNN001

September 5, 2024

Created by...
UnitedHealthcare

Reconstructive Surgery
(UnitedHealthcare Choice Plus MNN001)

Total Providers: 96
◆ Single providers (57)
✕ Multiple providers (49)

Access - Eligibles

Employee Group
National Proxy Census
(UnitedHealthcare Choice Plus
MNN001)

Provider Group
Reconstructive Surgery

35,677 eligible locations
● With access (31,644)
● Without access (4,033)

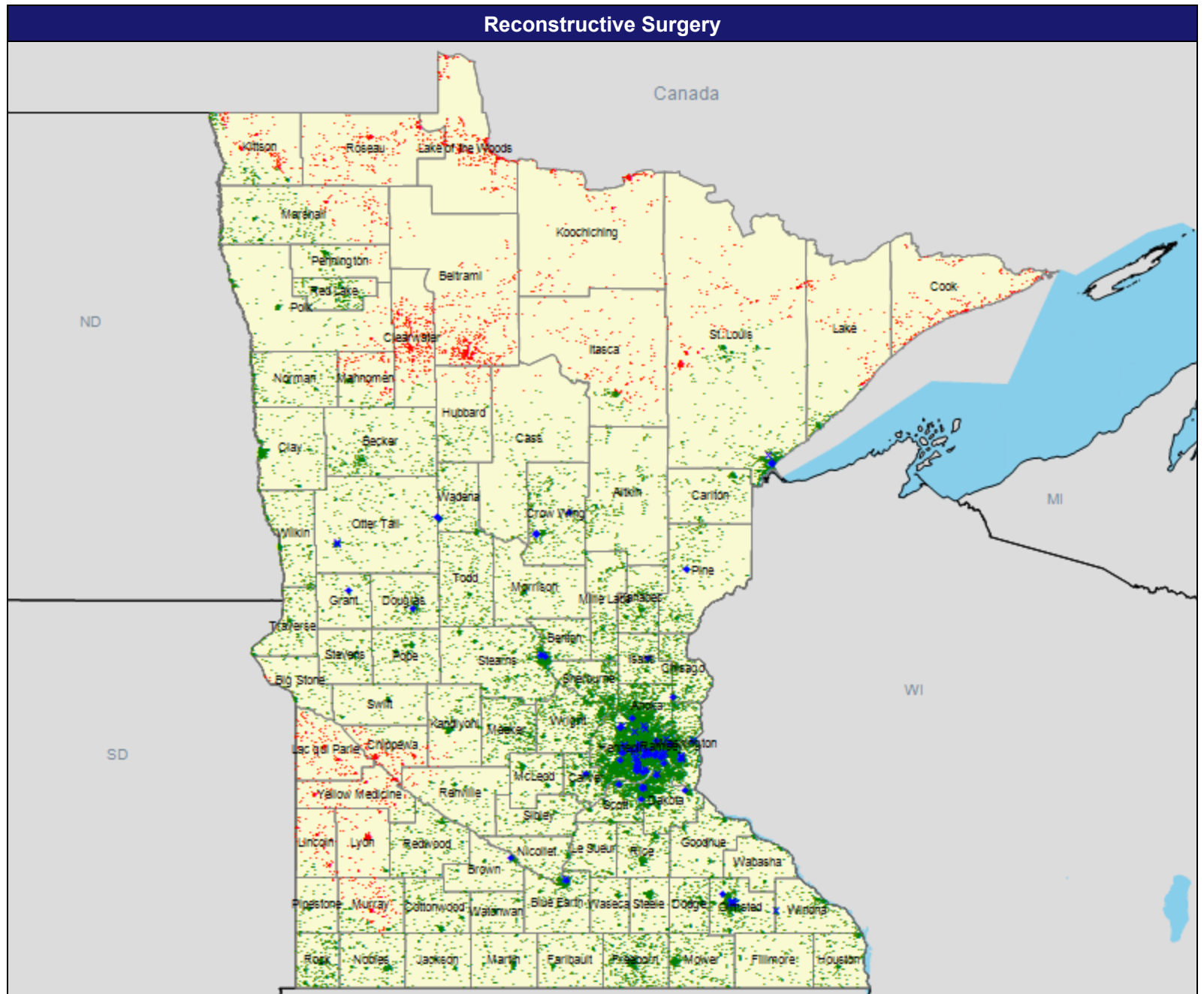
The Access Standard is defined as
(National Proxy Census
(UnitedHealthcare Choice Plus MNN001))
eligibles accessing:

1 (Reconstructive Surgery) provider in
60 miles or 60 minutes

Service Areas

UnitedHealthcare Choice Plus
MNN001

62.78 miles



Access Detail By County SSA

September 5, 2024

Created by...
UnitedHealthcare

Access Analysis
Access - Eligibles
Eligible / Provider Groups
National Proxy Census
(UnitedHealthcare Choice Plus
MNN001)
Plastic Surgery

¹ The Access Standard is defined as
(National Proxy Census
(UnitedHealthcare Choice Plus
MNN001)) eligibles accessing:
¹ (Plastic Surgery) provider in 60 miles
or 60 minutes

Census With and Without Access									
State Name	County	County SSA	Eligible	With Access ¹		Without Access ¹		Average Distance	Average Time
			#	#	%	#	%	1	1
Minnesota	Aitkin	24000	287	287	100.0	0	0.0	26.5	28.9
	Anoka	24010	1,740	1,740	100.0	0	0.0	6.1	7.8
	Becker	24020	364	364	100.0	0	0.0	40.0	43.6
	Beltrami	24030	450	0	0.0	450	100.0	81.4	88.8
	Benton	24040	243	243	100.0	0	0.0	9.3	11.1
	Big Stone	24050	101	96	95.0	5	5.0	54.2	59.1
	Blue Earth	24060	347	347	100.0	0	0.0	7.7	8.4
	Brown	24070	135	135	100.0	0	0.0	11.8	12.8
	Carlton	24080	180	180	100.0	0	0.0	24.9	28.1
	Carver	24090	795	795	100.0	0	0.0	7.5	8.5
	Cass	24100	144	129	89.6	15	10.4	37.1	40.4
	Chippewa	24110	266	27	10.2	239	89.8	66.0	72.0
	Chisago	24120	271	271	100.0	0	0.0	10.6	11.6
	Clay	24130	324	324	100.0	0	0.0	9.8	11.3
	Clearwater	24140	387	12	3.1	375	96.9	75.7	82.6
	Cook	24150	212	0	0.0	212	100.0	111.6	121.8
	Cottonwood	24160	255	255	100.0	0	0.0	48.5	52.8
	Crow Wing	24170	348	348	100.0	0	0.0	10.9	11.8
	Dakota	24180	1,818	1,818	100.0	0	0.0	4.6	5.5
	Dodge	24190	218	218	100.0	0	0.0	17.2	19.8
	Douglas	24200	191	191	100.0	0	0.0	7.8	8.5
	Faribault	24210	151	151	100.0	0	0.0	37.5	40.9
	Fillmore	24220	112	112	100.0	0	0.0	24.8	27.0
	Freeborn	24230	668	668	100.0	0	0.0	38.5	42.0
	Goodhue	24240	227	227	100.0	0	0.0	21.8	24.5
	Grant	24250	127	127	100.0	0	0.0	11.2	12.2
	Hennepin	24260	5,098	5,098	100.0	0	0.0	2.9	4.4
	Houston	24270	192	192	100.0	0	0.0	17.6	19.2
	Hubbard	24280	110	85	77.3	25	22.7	46.9	51.1
	Isanti	24290	226	226	100.0	0	0.0	8.0	8.7
	Itasca	24300	216	71	32.9	145	67.1	67.6	73.7
	Jackson	24310	107	107	100.0	0	0.0	39.1	42.6
	Kanabec	24320	347	347	100.0	0	0.0	22.6	24.6
	Kandiyohi	24330	231	217	93.9	14	6.1	54.0	60.1
	Kittson	24340	356	145	40.7	211	59.3	61.1	66.8
	Koochiching	24350	219	0	0.0	219	100.0	131.7	143.6
	Lac qui Parle	24360	265	4	1.5	261	98.5	71.8	78.3
	Lake	24370	213	125	58.7	88	41.3	50.5	55.1
	Lake of the Woods	24380	339	0	0.0	339	100.0	125.0	136.3
	Le Sueur	24390	145	145	100.0	0	0.0	20.8	22.6

Access Detail By County SSA

September 5, 2024

Created by...
UnitedHealthcare

Access Analysis
Access - Eligibles
Eligible / Provider Groups
National Proxy Census
(UnitedHealthcare Choice Plus
MNN001)
Plastic Surgery

¹ The Access Standard is defined as
(National Proxy Census
(UnitedHealthcare Choice Plus
MNN001)) eligibles accessing:
¹ (Plastic Surgery) provider in 60 miles
or 60 minutes

Census With and Without Access									
State Name	County	County SSA	Eligible	With Access ¹		Without Access ¹		Average Distance	Average Time
			#	#	%	#	%	1	1
Minnesota	Lincoln	24400	118	19	16.1	99	83.9	67.6	80.8
	Lyon	24410	136	19	14.0	117	86.0	67.8	74.2
	Mahnomen	24430	220	123	55.9	97	44.1	60.7	66.1
	Marshall	24440	388	291	75.0	97	25.0	48.5	52.8
	Martin	24450	200	200	100.0	0	0.0	44.8	48.8
	McLeod	24420	199	199	100.0	0	0.0	24.8	27.0
	Meeke	24460	512	512	100.0	0	0.0	37.4	43.7
	Mille Lacs	24470	305	305	100.0	0	0.0	27.8	30.5
	Morrison	24480	187	187	100.0	0	0.0	26.4	29.6
	Mower	24490	458	458	100.0	0	0.0	36.9	40.3
	Murray	24500	321	135	42.1	186	57.9	61.7	70.7
	Nicollet	24510	161	161	100.0	0	0.0	9.7	10.5
	Nobles	24520	268	267	99.6	1	0.4	47.1	53.0
	Norman	24530	286	286	100.0	0	0.0	37.8	41.2
	Olmsted	24540	706	706	100.0	0	0.0	4.4	4.9
	Otter Tail	24550	302	302	100.0	0	0.0	16.4	17.8
	Pennington	24560	145	133	91.7	12	8.3	49.1	53.5
	Pine	24570	298	298	100.0	0	0.0	17.1	18.6
	Pipestone	24580	106	102	96.2	4	3.8	46.2	55.4
	Polk	24590	156	126	80.8	30	19.2	35.0	38.1
	Pope	24600	232	232	100.0	0	0.0	21.3	23.2
	Ramsey	24610	2,586	2,586	100.0	0	0.0	2.4	3.8
	Red Lake	24620	346	343	99.1	3	0.9	44.1	48.1
	Redwood	24630	335	335	100.0	0	0.0	41.7	45.4
	Renville	24640	157	141	89.8	16	10.2	44.6	48.6
	Rice	24650	308	308	100.0	0	0.0	24.2	26.4
	Rock	24660	440	440	100.0	0	0.0	29.8	35.7
	Roseau	24670	347	0	0.0	347	100.0	97.0	105.8
	Scott	24690	601	601	100.0	0	0.0	7.3	8.1
	Sherburne	24700	498	498	100.0	0	0.0	19.7	23.1
	Sibley	24710	167	167	100.0	0	0.0	23.6	25.8
	St. Louis	24680	919	677	73.7	242	26.3	33.4	36.7
	Stearns	24720	798	798	100.0	0	0.0	14.6	17.2
	Steele	24730	191	191	100.0	0	0.0	35.1	40.6
	Stevens	24740	199	199	100.0	0	0.0	30.7	33.4
	Swift	24750	102	102	100.0	0	0.0	47.3	51.5
	Todd	24760	286	286	100.0	0	0.0	25.3	27.5
	Traverse	24770	259	259	100.0	0	0.0	36.8	40.1
	Wabasha	24780	104	104	100.0	0	0.0	20.0	21.9
	Wadena	24790	167	167	100.0	0	0.0	12.3	13.4

Access Detail By County SSA

September 5, 2024

Created by...
UnitedHealthcare

Access Analysis
Access - Eligibles
Eligible / Provider Groups
National Proxy Census
(UnitedHealthcare Choice Plus
MNN001)
Plastic Surgery

¹ The Access Standard is defined as
(National Proxy Census
(UnitedHealthcare Choice Plus
MNN001)) eligibles accessing:
1 (Plastic Surgery) provider in 60 miles
or 60 minutes

Census With and Without Access									
State Name	County	County SSA	Eligible	With Access ¹		Without Access ¹		Average Distance	Average Time
			#	#	%	#	%	1	1
Minnesota	Waseca	24800	106	106	100.0	0	0.0	26.2	28.5
	Washington	24810	1,030	1,030	100.0	0	0.0	4.8	5.8
	Watonwan	24820	131	131	100.0	0	0.0	27.7	30.2
	Wilkin	24830	282	282	100.0	0	0.0	23.5	26.1
	Winona	24840	247	247	100.0	0	0.0	17.8	19.4
	Wright	24850	743	743	100.0	0	0.0	20.4	24.1
	Yellow Medicine	24860	199	15	7.5	184	92.5	75.6	83.9
	Grand Totals		35,677	31,644	88.7	4,033	11.3	24.5	27.4

UnitedHealthcare Choice Plus MNN001

September 5, 2024

Created by...
UnitedHealthcare

Rheumatology (UnitedHealthcare Choice Plus MNN001)

Total Providers: 98
◆ Single providers (39)
✕ Multiple providers (37)

Access - Eligibles

Employee Group
National Proxy Census
(UnitedHealthcare Choice Plus MNN001)

Provider Group
Rheumatology

35,677 eligible locations
● With access (31,361)
● Without access (4,316)

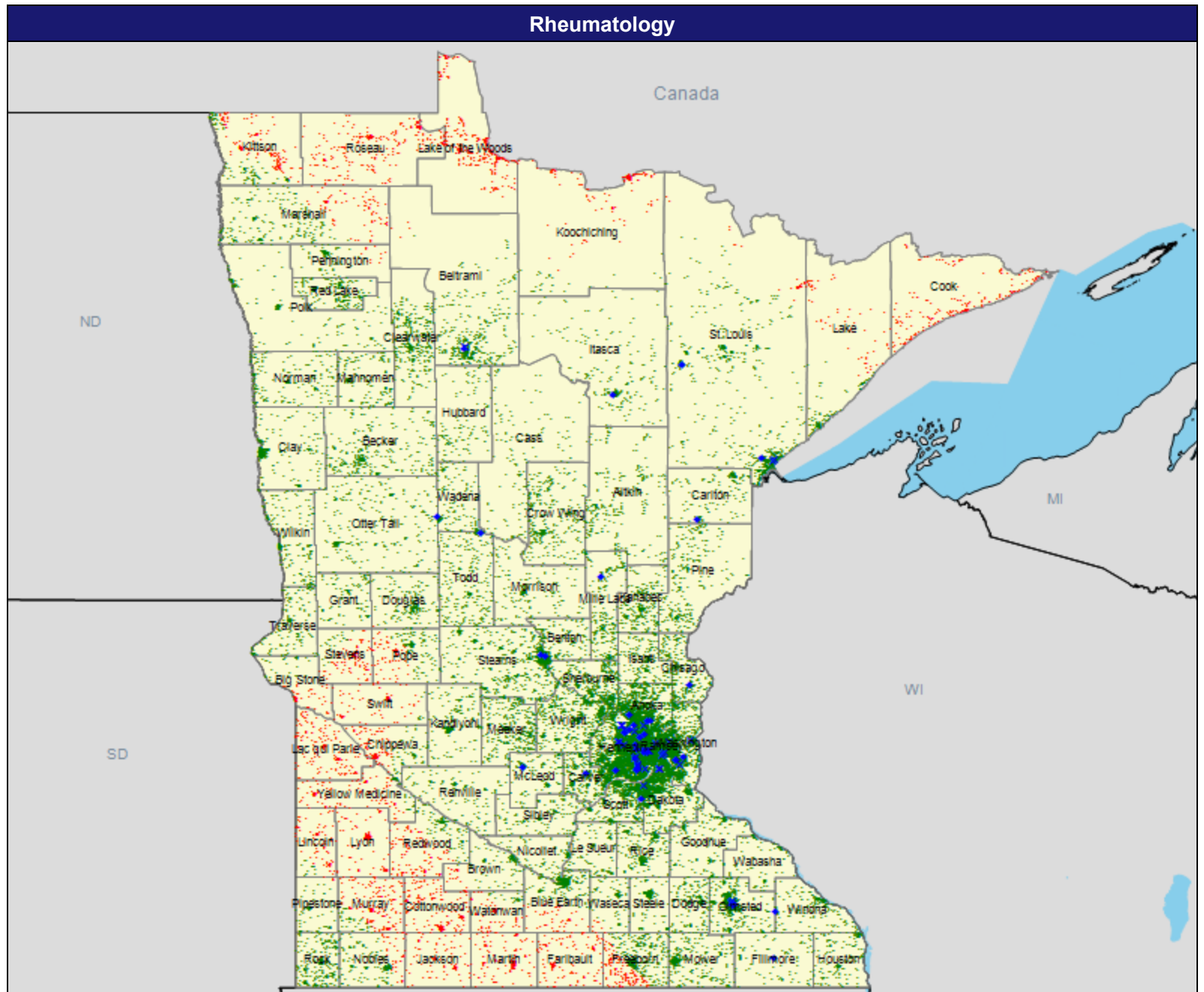
The Access Standard is defined as
(National Proxy Census
(UnitedHealthcare Choice Plus MNN001))
eligibles accessing:

1 (Rheumatology) provider in 60 miles
or 60 minutes

Service Areas

UnitedHealthcare Choice Plus MNN001

62.78 miles



Access Detail By County SSA

September 5, 2024

Created by...
UnitedHealthcare

Access Analysis
Access - Eligibles
Eligible / Provider Groups
National Proxy Census
(UnitedHealthcare Choice Plus
MNN001)
Rheumatology

¹ The Access Standard is defined as
(National Proxy Census
(UnitedHealthcare Choice Plus
MNN001)) eligibles accessing:
¹ (Rheumatology) provider in 60 miles
or 60 minutes

Census With and Without Access									
State Name	County	County SSA	Eligible	With Access ¹		Without Access ¹		Average Distance	Average Time
			#	#	%	#	%	1	1
Minnesota	Aitkin	24000	287	287	100.0	0	0.0	29.8	32.5
	Anoka	24010	1,740	1,740	100.0	0	0.0	5.2	6.4
	Becker	24020	364	364	100.0	0	0.0	41.6	45.5
	Beltrami	24030	450	446	99.1	4	0.9	13.4	14.6
	Benton	24040	243	243	100.0	0	0.0	9.1	10.8
	Big Stone	24050	101	39	38.6	62	61.4	62.3	67.9
	Blue Earth	24060	347	293	84.4	54	15.6	53.4	58.3
	Brown	24070	135	112	83.0	23	17.0	48.3	52.7
	Carlton	24080	180	180	100.0	0	0.0	15.5	16.9
	Carver	24090	795	795	100.0	0	0.0	6.5	7.4
	Cass	24100	144	144	100.0	0	0.0	31.8	34.6
	Chippewa	24110	266	82	30.8	184	69.2	64.2	70.0
	Chisago	24120	271	271	100.0	0	0.0	12.1	13.1
	Clay	24130	324	324	100.0	0	0.0	10.0	11.4
	Clearwater	24140	387	387	100.0	0	0.0	27.8	30.2
	Cook	24150	212	0	0.0	212	100.0	92.2	100.5
	Cottonwood	24160	255	0	0.0	255	100.0	79.3	87.8
	Crow Wing	24170	348	348	100.0	0	0.0	32.6	35.5
	Dakota	24180	1,818	1,818	100.0	0	0.0	6.1	7.3
	Dodge	24190	218	218	100.0	0	0.0	19.7	21.4
	Douglas	24200	191	190	99.5	1	0.5	43.3	47.2
	Faribault	24210	151	0	0.0	151	100.0	78.9	86.0
	Fillmore	24220	112	112	100.0	0	0.0	13.9	15.1
	Freeborn	24230	668	502	75.1	166	24.9	57.3	62.6
	Goodhue	24240	227	227	100.0	0	0.0	30.0	32.9
	Grant	24250	127	127	100.0	0	0.0	45.2	49.3
	Hennepin	24260	5,098	5,098	100.0	0	0.0	3.0	4.6
	Houston	24270	192	192	100.0	0	0.0	16.8	18.3
	Hubbard	24280	110	110	100.0	0	0.0	30.0	32.7
	Isanti	24290	226	226	100.0	0	0.0	25.3	27.7
	Itasca	24300	216	216	100.0	0	0.0	16.7	18.1
	Jackson	24310	107	0	0.0	107	100.0	83.5	96.9
	Kanabec	24320	347	347	100.0	0	0.0	28.0	30.5
	Kandiyohi	24330	231	231	100.0	0	0.0	43.2	47.7
	Kittson	24340	356	140	39.3	216	60.7	61.3	67.1
	Koochiching	24350	219	29	13.2	190	86.8	80.2	87.5
	Lac qui Parle	24360	265	0	0.0	265	100.0	85.5	93.3
	Lake	24370	213	149	70.0	64	30.0	48.5	54.2
	Lake of the Woods	24380	339	0	0.0	339	100.0	92.7	101.1
	Le Sueur	24390	145	145	100.0	0	0.0	32.7	35.7

Access Detail By County SSA

September 5, 2024

Created by...
UnitedHealthcare

Access Analysis
Access - Eligibles
Eligible / Provider Groups
National Proxy Census
(UnitedHealthcare Choice Plus
MNN001)
Rheumatology

¹ The Access Standard is defined as
(National Proxy Census
(UnitedHealthcare Choice Plus
MNN001)) eligibles accessing:
¹ (Rheumatology) provider in 60 miles
or 60 minutes

Census With and Without Access									
State Name	County	County SSA	Eligible	With Access ¹		Without Access ¹		Average Distance	Average Time
			#	#	%	#	%	1	1
Minnesota	Lincoln	24400	118	16	13.6	102	86.4	68.4	82.0
	Lyon	24410	136	0	0.0	136	100.0	79.3	88.1
	Mahnomen	24430	220	220	100.0	0	0.0	49.3	53.7
	Marshall	24440	388	291	75.0	97	25.0	48.7	53.1
	Martin	24450	200	0	0.0	200	100.0	85.4	93.1
	McLeod	24420	199	199	100.0	0	0.0	10.2	11.1
	Meeker	24460	512	512	100.0	0	0.0	22.4	24.7
	Mille Lacs	24470	305	305	100.0	0	0.0	19.9	22.1
	Morrison	24480	187	187	100.0	0	0.0	26.1	30.0
	Mower	24490	458	458	100.0	0	0.0	38.9	42.4
	Murray	24500	321	45	14.0	276	86.0	66.6	79.7
	Nicollet	24510	161	161	100.0	0	0.0	42.7	46.5
	Nobles	24520	268	222	82.8	46	17.2	54.8	65.8
	Norman	24530	286	286	100.0	0	0.0	37.8	41.2
	Olmsted	24540	706	706	100.0	0	0.0	5.1	5.6
	Otter Tail	24550	302	302	100.0	0	0.0	27.7	30.2
	Pennington	24560	145	133	91.7	12	8.3	49.4	53.9
	Pine	24570	298	298	100.0	0	0.0	25.4	27.7
	Pipestone	24580	106	101	95.3	5	4.7	47.5	57.0
	Polk	24590	156	156	100.0	0	0.0	30.1	32.7
	Pope	24600	232	152	65.5	80	34.5	59.4	66.2
	Ramsey	24610	2,586	2,586	100.0	0	0.0	3.0	4.7
	Red Lake	24620	346	346	100.0	0	0.0	44.1	48.1
	Redwood	24630	335	178	53.1	157	46.9	60.6	66.1
	Renville	24640	157	157	100.0	0	0.0	35.5	38.6
	Rice	24650	308	308	100.0	0	0.0	24.5	26.6
	Rock	24660	440	440	100.0	0	0.0	31.1	37.3
	Roseau	24670	347	0	0.0	347	100.0	92.8	101.2
	Scott	24690	601	601	100.0	0	0.0	9.4	10.7
	Sherburne	24700	498	498	100.0	0	0.0	19.9	22.3
	Sibley	24710	167	167	100.0	0	0.0	25.1	27.4
	St. Louis	24680	919	876	95.3	43	4.7	16.8	18.8
	Stearns	24720	798	798	100.0	0	0.0	15.9	19.1
	Steele	24730	191	191	100.0	0	0.0	38.3	41.8
	Stevens	24740	199	26	13.1	173	86.9	65.5	71.5
	Swift	24750	102	8	7.8	94	92.2	73.0	80.1
	Todd	24760	286	286	100.0	0	0.0	24.0	26.3
	Traverse	24770	259	259	100.0	0	0.0	35.5	38.7
	Wabasha	24780	104	104	100.0	0	0.0	23.9	26.1
	Wadena	24790	167	167	100.0	0	0.0	11.5	12.5

Access Detail By County SSA

September 5, 2024

Created by...
UnitedHealthcare

Access Analysis
Access - Eligibles
Eligible / Provider Groups
National Proxy Census
(UnitedHealthcare Choice Plus
MNN001)
Rheumatology

¹ The Access Standard is defined as
(National Proxy Census
(UnitedHealthcare Choice Plus
MNN001)) eligibles accessing:
1 (Rheumatology) provider in 60 miles
or 60 minutes

Census With and Without Access									
State Name	County	County SSA	Eligible	With Access ¹		Without Access ¹		Average Distance	Average Time
			#	#	%	#	%	1	1
Minnesota	Waseca	24800	106	100	94.3	6	5.7	48.6	52.9
	Washington	24810	1,030	1,030	100.0	0	0.0	5.5	6.5
	Watsonwan	24820	131	32	24.4	99	75.6	64.7	70.6
	Wilkin	24830	282	282	100.0	0	0.0	13.0	14.2
	Winona	24840	247	247	100.0	0	0.0	17.8	19.4
	Wright	24850	743	743	100.0	0	0.0	19.3	21.9
	Yellow Medicine	24860	199	49	24.6	150	75.4	72.6	81.6
	Grand Totals		35,677	31,361	87.9	4,316	12.1	25.0	28.1

UnitedHealthcare Choice Plus MNN001

September 5, 2024

Created by...
UnitedHealthcare

Substance Abuse Disorder - Inpatient
(UnitedHealthcare Choice Plus MNN001)

Total Providers: 32

- ◆ All facilities

Access - Eligibles

Employee Group

National Proxy Census
(UnitedHealthcare Choice Plus MNN001)

Provider Group

Substance Abuse Disorder - Inpatient

35,677 eligible locations

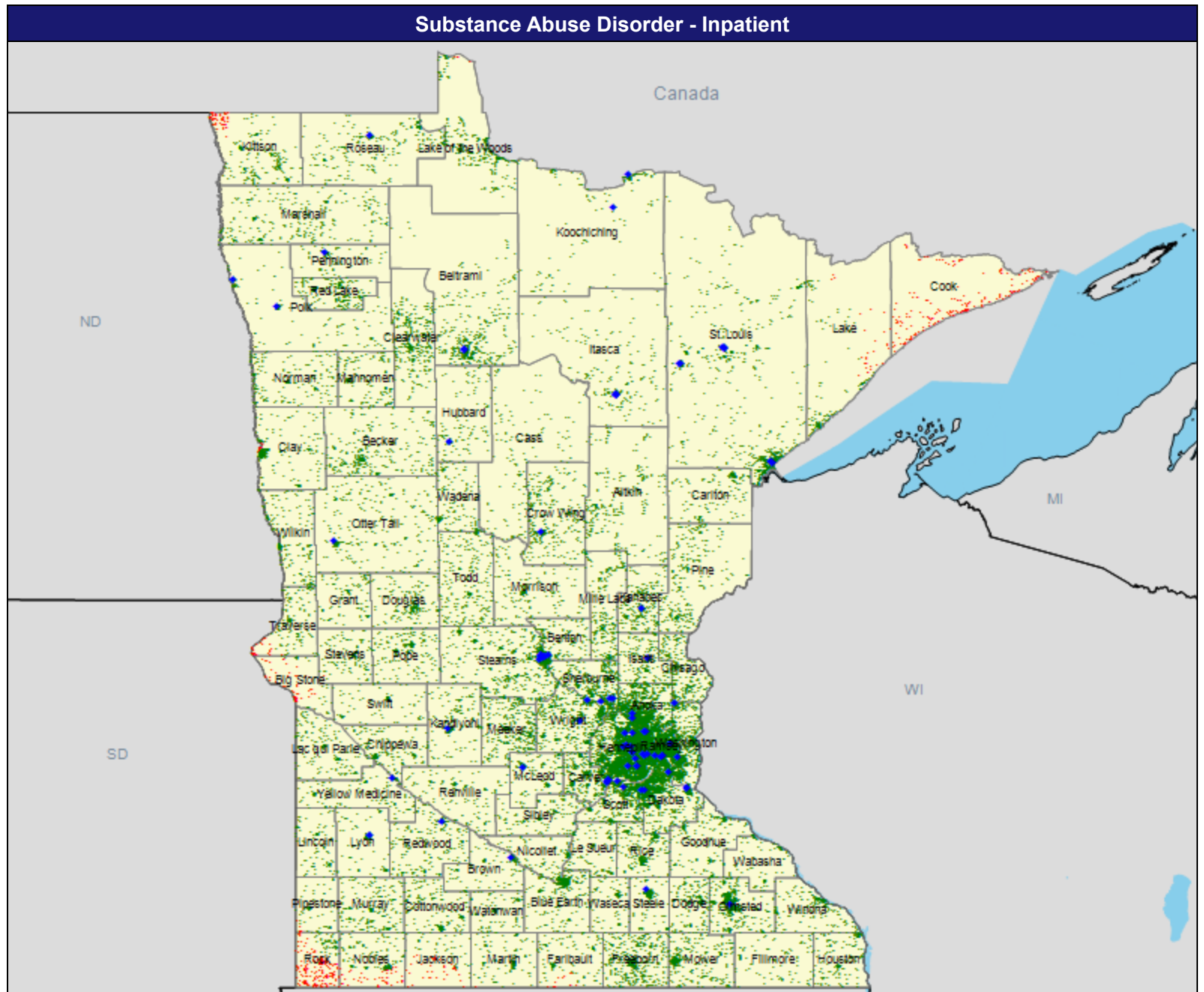
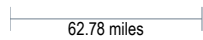
- With access (34,672)
- Without access (1,005)

The Access Standard is defined as
(National Proxy Census
(UnitedHealthcare Choice Plus MNN001))
eligibles accessing:

1 (Substance Abuse Disorder -
Inpatient) facility in 60 miles or 60
minutes

Service Areas

- UnitedHealthcare Choice Plus MNN001



Access Detail By County SSA

September 5, 2024

Created by...
UnitedHealthcare

Access Analysis
Access - Eligibles
Eligible / Provider Groups
National Proxy Census
(UnitedHealthcare Choice Plus
MNN001)
Inpatient Substance Abuse - Optum

¹ The Access Standard is defined as
(National Proxy Census
(UnitedHealthcare Choice Plus
MNN001)) eligibles accessing:
¹ (Inpatient Substance Abuse - Optum)
facility in 60 miles or 60 minutes

Census With and Without Access									
State Name	County	County SSA	Eligible	With Access ¹		Without Access ¹		Average Distance	Average Time
			#	#	%	#	%	1	1
Minnesota	Aitkin	24000	287	287	100.0	0	0.0	33.0	36.0
	Anoka	24010	1,740	1,740	100.0	0	0.0	5.7	7.3
	Becker	24020	364	364	100.0	0	0.0	34.0	37.1
	Beltrami	24030	450	450	100.0	0	0.0	13.1	14.3
	Benton	24040	243	243	100.0	0	0.0	8.4	9.3
	Big Stone	24050	101	34	33.7	67	66.3	62.2	67.8
	Blue Earth	24060	347	347	100.0	0	0.0	31.7	34.6
	Brown	24070	135	135	100.0	0	0.0	11.3	12.2
	Carlton	24080	180	180	100.0	0	0.0	29.4	32.1
	Carver	24090	795	795	100.0	0	0.0	9.1	10.0
	Cass	24100	144	144	100.0	0	0.0	27.9	30.4
	Chippewa	24110	266	266	100.0	0	0.0	16.8	18.3
	Chisago	24120	271	271	100.0	0	0.0	13.7	14.9
	Clay	24130	324	279	86.1	45	13.9	53.8	59.7
	Clearwater	24140	387	387	100.0	0	0.0	27.6	30.0
	Cook	24150	212	0	0.0	212	100.0	91.2	99.5
	Cottonwood	24160	255	255	100.0	0	0.0	42.2	46.0
	Crow Wing	24170	348	348	100.0	0	0.0	14.3	15.6
	Dakota	24180	1,818	1,818	100.0	0	0.0	5.3	6.6
	Dodge	24190	218	218	100.0	0	0.0	18.1	19.7
	Douglas	24200	191	191	100.0	0	0.0	51.1	55.7
	Faribault	24210	151	136	90.1	15	9.9	50.9	55.4
	Fillmore	24220	112	112	100.0	0	0.0	33.1	36.1
	Freeborn	24230	668	668	100.0	0	0.0	34.2	37.3
	Goodhue	24240	227	227	100.0	0	0.0	24.6	26.8
	Grant	24250	127	127	100.0	0	0.0	29.2	31.9
	Hennepin	24260	5,098	5,098	100.0	0	0.0	3.7	5.5
	Houston	24270	192	192	100.0	0	0.0	17.5	19.1
	Hubbard	24280	110	110	100.0	0	0.0	11.9	12.9
	Isanti	24290	226	226	100.0	0	0.0	7.7	8.3
	Itasca	24300	216	216	100.0	0	0.0	16.0	17.5
	Jackson	24310	107	48	44.9	59	55.1	59.3	64.6
	Kanabec	24320	347	347	100.0	0	0.0	6.8	7.3
	Kandiyohi	24330	231	231	100.0	0	0.0	8.5	9.2
	Kittson	24340	356	275	77.2	81	22.8	51.3	56.2
	Koochiching	24350	219	219	100.0	0	0.0	14.5	15.7
	Lac qui Parle	24360	265	265	100.0	0	0.0	36.7	40.0
	Lake	24370	213	185	86.9	28	13.1	44.9	49.0
	Lake of the Woods	24380	339	334	98.5	5	1.5	48.1	52.4
	Le Sueur	24390	145	145	100.0	0	0.0	26.4	28.8

Access Detail By County SSA

September 5, 2024

Created by...
UnitedHealthcare

Access Analysis
Access - Eligibles
Eligible / Provider Groups
National Proxy Census
(UnitedHealthcare Choice Plus
MNN001)
Inpatient Substance Abuse - Optum

¹ The Access Standard is defined as
(National Proxy Census
(UnitedHealthcare Choice Plus
MNN001)) eligibles accessing:
¹ (Inpatient Substance Abuse - Optum)
facility in 60 miles or 60 minutes

Census With and Without Access									
State Name	County	County SSA	Eligible	With Access ¹		Without Access ¹		Average Distance	Average Time
			#	#	%	#	%	1	1
Minnesota	Lincoln	24400	118	118	100.0	0	0.0	28.9	31.4
	Lyon	24410	136	136	100.0	0	0.0	9.7	10.5
	Mahnomen	24430	220	220	100.0	0	0.0	47.0	51.3
	Marshall	24440	388	388	100.0	0	0.0	26.0	28.4
	Martin	24450	200	199	99.5	1	0.5	46.3	50.5
	McLeod	24420	199	199	100.0	0	0.0	10.6	11.6
	Meeker	24460	512	512	100.0	0	0.0	20.8	22.7
	Mille Lacs	24470	305	305	100.0	0	0.0	22.7	24.7
	Morrison	24480	187	187	100.0	0	0.0	27.7	30.4
	Mower	24490	458	458	100.0	0	0.0	35.9	39.1
	Murray	24500	321	321	100.0	0	0.0	35.1	38.2
	Nicollet	24510	161	161	100.0	0	0.0	22.4	24.3
	Nobles	24520	268	200	74.6	68	25.4	58.0	63.3
	Norman	24530	286	286	100.0	0	0.0	37.7	41.1
	Olmsted	24540	706	706	100.0	0	0.0	6.2	6.9
	Otter Tail	24550	302	302	100.0	0	0.0	23.3	25.4
	Pennington	24560	145	145	100.0	0	0.0	5.3	5.7
	Pine	24570	298	298	100.0	0	0.0	30.9	33.7
	Pipestone	24580	106	100	94.3	6	5.7	49.5	54.0
	Polk	24590	156	156	100.0	0	0.0	17.8	19.3
	Pope	24600	232	232	100.0	0	0.0	45.3	49.4
	Ramsey	24610	2,586	2,586	100.0	0	0.0	3.1	5.1
	Red Lake	24620	346	346	100.0	0	0.0	22.1	24.1
	Redwood	24630	335	335	100.0	0	0.0	13.3	14.4
	Renville	24640	157	157	100.0	0	0.0	18.4	20.0
	Rice	24650	308	308	100.0	0	0.0	18.1	20.3
	Rock	24660	440	65	14.8	375	85.2	64.2	70.0
	Roseau	24670	347	347	100.0	0	0.0	15.6	17.0
	Scott	24690	601	601	100.0	0	0.0	6.7	7.5
	Sherburne	24700	498	498	100.0	0	0.0	7.5	8.1
	Sibley	24710	167	167	100.0	0	0.0	24.6	26.8
	St. Louis	24680	919	919	100.0	0	0.0	12.1	13.4
	Stearns	24720	798	798	100.0	0	0.0	14.4	15.9
	Steele	24730	191	191	100.0	0	0.0	7.3	7.9
	Stevens	24740	199	197	99.0	2	1.0	51.4	56.0
	Swift	24750	102	102	100.0	0	0.0	36.2	39.5
	Todd	24760	286	286	100.0	0	0.0	42.4	46.6
	Traverse	24770	259	218	84.2	41	15.8	48.3	52.6
	Wabasha	24780	104	104	100.0	0	0.0	30.1	32.8
	Wadena	24790	167	167	100.0	0	0.0	27.9	30.4

Access Detail By County SSA

September 5, 2024

Created by...
UnitedHealthcare

Access Analysis
Access - Eligibles
Eligible / Provider Groups
National Proxy Census
(UnitedHealthcare Choice Plus
MNN001)
Inpatient Substance Abuse - Optum

¹ The Access Standard is defined as
(National Proxy Census
(UnitedHealthcare Choice Plus
MNN001)) eligibles accessing:
1 (Inpatient Substance Abuse - Optum)
facility in 60 miles or 60 minutes

Census With and Without Access									
State Name	County	County SSA	Eligible	With Access ¹		Without Access ¹		Average Distance	Average Time
			#	#	%	#	%	1	1
Minnesota	Waseca	24800	106	106	100.0	0	0.0	19.0	20.7
	Washington	24810	1,030	1,030	100.0	0	0.0	5.9	7.0
	Watonwan	24820	131	131	100.0	0	0.0	27.7	30.2
	Wilkin	24830	282	282	100.0	0	0.0	25.8	28.1
	Winona	24840	247	247	100.0	0	0.0	27.4	29.8
	Wright	24850	743	743	100.0	0	0.0	8.3	9.0
	Yellow Medicine	24860	199	199	100.0	0	0.0	18.6	20.3
	Grand Totals			35,677	34,672	97.2	1,005	2.8	18.2

UnitedHealthcare Choice Plus MNN001

September 5, 2024

Created by...
UnitedHealthcare

Substance Abuse Disorder - Outpatient
(UnitedHealthcare Choice Plus MNN001)

Total Providers: 75

- ◆ All facilities

Access - Eligibles

Employee Group

National Proxy Census
(UnitedHealthcare Choice Plus MNN001)

Provider Group

Substance Abuse Disorder - Outpatient

35,677 eligible locations

- With access (34,538)
- Without access (1,139)

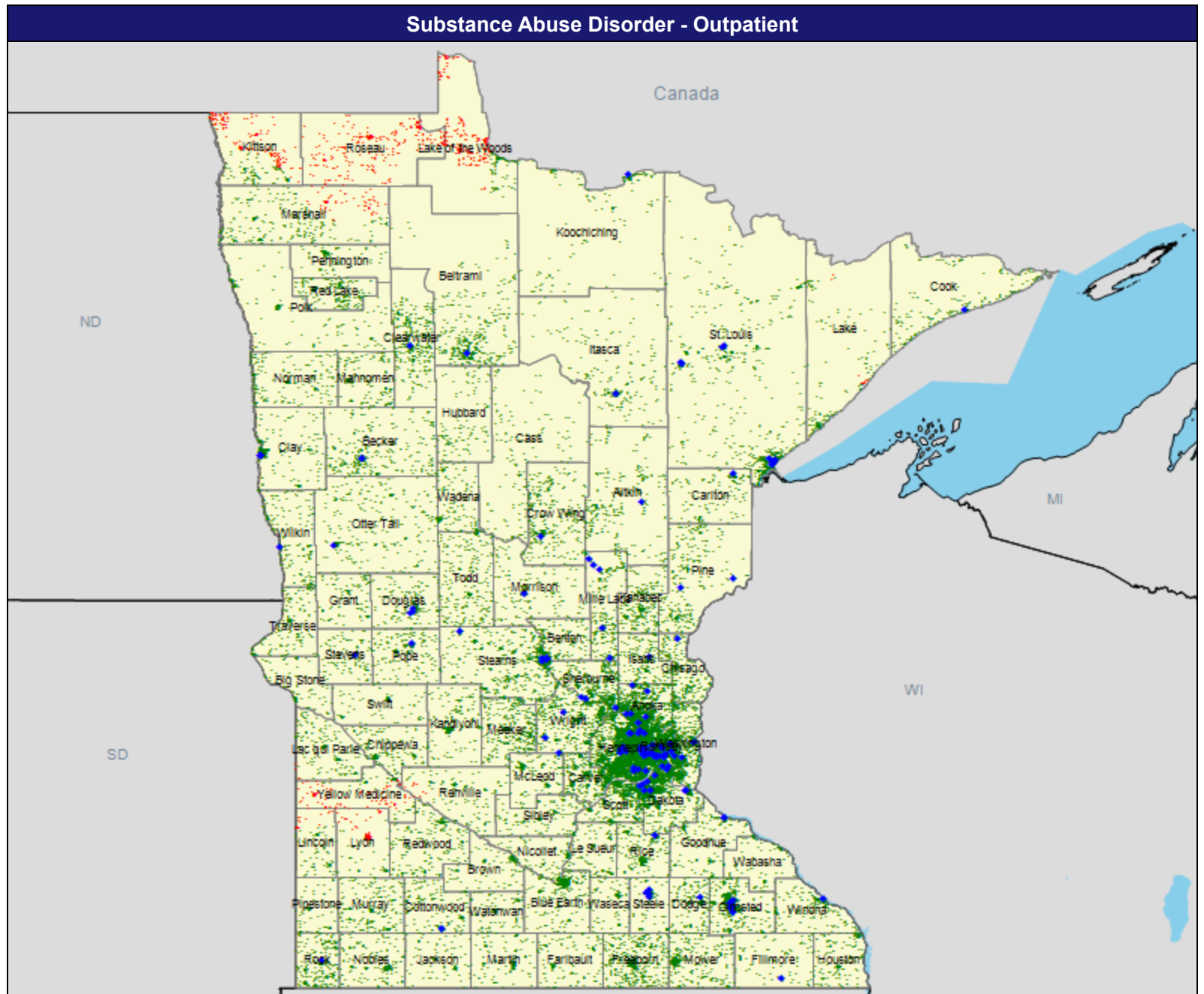
The Access Standard is defined as
(National Proxy Census
(UnitedHealthcare Choice Plus MNN001))
eligibles accessing:

- 1 (Substance Abuse Disorder - Outpatient) facility in 60 miles or 60 minutes

Service Areas

- UnitedHealthcare Choice Plus MNN001

62.78 miles



Access Detail By County SSA

September 5, 2024

Created by...
UnitedHealthcare

Access Analysis
Access - Eligibles
Eligible / Provider Groups
National Proxy Census
(UnitedHealthcare Choice Plus
MNN001)
Outpatient Substance Abuse -
Optum

¹ The Access Standard is defined as
(National Proxy Census
(UnitedHealthcare Choice Plus
MNN001)) eligibles accessing:
1 (Outpatient Substance Abuse -
Optum) facility in 60 miles or 60
minutes

Census With and Without Access									
State Name	County	County SSA	Eligible	With Access ¹		Without Access ¹		Average Distance	Average Time
			#	#	%	#	%	1	1
Minnesota	Aitkin	24000	287	287	100.0	0	0.0	17.6	19.1
	Anoka	24010	1,740	1,740	100.0	0	0.0	3.7	5.0
	Becker	24020	364	364	100.0	0	0.0	13.6	14.8
	Beltrami	24030	450	450	100.0	0	0.0	13.3	14.5
	Benton	24040	243	243	100.0	0	0.0	7.9	8.6
	Big Stone	24050	101	101	100.0	0	0.0	34.9	38.0
	Blue Earth	24060	347	347	100.0	0	0.0	39.8	43.4
	Brown	24070	135	135	100.0	0	0.0	45.0	49.1
	Carlton	24080	180	180	100.0	0	0.0	10.7	11.6
	Carver	24090	795	795	100.0	0	0.0	15.1	17.6
	Cass	24100	144	144	100.0	0	0.0	31.8	34.6
	Chippewa	24110	266	257	96.6	9	3.4	46.7	50.9
	Chisago	24120	271	271	100.0	0	0.0	12.9	14.0
	Clay	24130	324	324	100.0	0	0.0	9.2	10.1
	Clearwater	24140	387	387	100.0	0	0.0	10.6	11.5
	Cook	24150	212	212	100.0	0	0.0	20.4	22.2
	Cottonwood	24160	255	255	100.0	0	0.0	12.3	13.4
	Crow Wing	24170	348	348	100.0	0	0.0	14.6	15.9
	Dakota	24180	1,818	1,818	100.0	0	0.0	3.4	4.4
	Dodge	24190	218	218	100.0	0	0.0	7.9	8.6
	Douglas	24200	191	191	100.0	0	0.0	7.7	8.3
	Faribault	24210	151	151	100.0	0	0.0	48.4	52.8
	Fillmore	24220	112	112	100.0	0	0.0	15.9	17.3
	Freeborn	24230	668	668	100.0	0	0.0	32.2	35.1
	Goodhue	24240	227	227	100.0	0	0.0	11.6	12.6
	Grant	24250	127	127	100.0	0	0.0	22.9	24.9
	Hennepin	24260	5,098	5,098	100.0	0	0.0	3.4	5.0
	Houston	24270	192	192	100.0	0	0.0	27.1	29.6
	Hubbard	24280	110	110	100.0	0	0.0	30.8	33.6
	Isanti	24290	226	226	100.0	0	0.0	6.5	7.0
	Itasca	24300	216	216	100.0	0	0.0	16.4	17.8
	Jackson	24310	107	107	100.0	0	0.0	18.5	20.1
	Kanabec	24320	347	347	100.0	0	0.0	18.8	20.5
	Kandiyohi	24330	231	231	100.0	0	0.0	39.5	43.0
	Kittson	24340	356	118	33.1	238	66.9	62.7	68.7
	Koochiching	24350	219	219	100.0	0	0.0	18.1	19.7
	Lac qui Parle	24360	265	261	98.5	4	1.5	47.2	51.5
	Lake	24370	213	192	90.1	21	9.9	42.4	47.3
	Lake of the Woods	24380	339	113	33.3	226	66.7	68.1	74.2
	Le Sueur	24390	145	145	100.0	0	0.0	29.2	31.8

Access Detail By County SSA

September 5, 2024

Created by...
UnitedHealthcare

Access Analysis
Access - Eligibles
Eligible / Provider Groups
National Proxy Census
(UnitedHealthcare Choice Plus
MNN001)
Outpatient Substance Abuse -
Optum

¹ The Access Standard is defined as
(National Proxy Census
(UnitedHealthcare Choice Plus
MNN001)) eligibles accessing:
1 (Outpatient Substance Abuse -
Optum) facility in 60 miles or 60
minutes

Census With and Without Access									
State Name	County	County SSA	Eligible	With Access ¹		Without Access ¹		Average Distance	Average Time
			#	#	%	#	%	1	1
Minnesota	Lincoln	24400	118	95	80.5	23	19.5	51.0	55.6
	Lyon	24410	136	51	37.5	85	62.5	57.4	62.6
	Mahnomen	24430	220	220	100.0	0	0.0	29.7	32.3
	Marshall	24440	388	320	82.5	68	17.5	45.8	49.9
	Martin	24450	200	200	100.0	0	0.0	33.9	36.9
	McLeod	24420	199	199	100.0	0	0.0	17.3	18.9
	Meeker	24460	512	512	100.0	0	0.0	19.7	21.4
	Mille Lacs	24470	305	305	100.0	0	0.0	5.1	5.6
	Morrison	24480	187	187	100.0	0	0.0	10.9	11.8
	Mower	24490	458	458	100.0	0	0.0	30.9	33.6
	Murray	24500	321	321	100.0	0	0.0	32.5	35.4
	Nicollet	24510	161	161	100.0	0	0.0	44.4	48.4
	Nobles	24520	268	268	100.0	0	0.0	27.1	29.5
	Norman	24530	286	286	100.0	0	0.0	36.7	40.4
	Olmsted	24540	706	706	100.0	0	0.0	4.7	5.2
	Otter Tail	24550	302	302	100.0	0	0.0	19.9	21.7
	Pennington	24560	145	145	100.0	0	0.0	47.5	51.8
	Pine	24570	298	298	100.0	0	0.0	14.2	15.4
	Pipestone	24580	106	106	100.0	0	0.0	24.9	27.1
	Polk	24590	156	156	100.0	0	0.0	24.1	26.3
	Pope	24600	232	232	100.0	0	0.0	8.3	9.0
	Ramsey	24610	2,586	2,586	100.0	0	0.0	2.1	3.3
	Red Lake	24620	346	346	100.0	0	0.0	41.1	44.8
	Redwood	24630	335	335	100.0	0	0.0	42.6	46.4
	Renville	24640	157	148	94.3	9	5.7	50.6	55.1
	Rice	24650	308	308	100.0	0	0.0	10.9	11.8
	Rock	24660	440	440	100.0	0	0.0	7.2	7.8
	Roseau	24670	347	0	0.0	347	100.0	87.9	95.8
	Scott	24690	601	601	100.0	0	0.0	12.5	14.8
	Sherburne	24700	498	498	100.0	0	0.0	7.5	8.1
	Sibley	24710	167	167	100.0	0	0.0	32.3	35.3
	St. Louis	24680	919	919	100.0	0	0.0	11.0	12.3
	Stearns	24720	798	798	100.0	0	0.0	10.5	11.6
	Steele	24730	191	191	100.0	0	0.0	5.1	5.5
	Stevens	24740	199	199	100.0	0	0.0	6.9	7.5
	Swift	24750	102	102	100.0	0	0.0	28.1	30.6
	Todd	24760	286	286	100.0	0	0.0	22.8	24.9
	Traverse	24770	259	259	100.0	0	0.0	33.2	36.1
	Wabasha	24780	104	104	100.0	0	0.0	23.4	25.5
	Wadena	24790	167	167	100.0	0	0.0	41.0	44.7

Access Detail By County SSA

September 5, 2024

Created by...
UnitedHealthcare

Access Analysis
Access - Eligibles
Eligible / Provider Groups
National Proxy Census
(UnitedHealthcare Choice Plus
MNN001)
Outpatient Substance Abuse -
Optum

¹ The Access Standard is defined as
(National Proxy Census
(UnitedHealthcare Choice Plus
MNN001)) eligibles accessing:
1 (Outpatient Substance Abuse -
Optum) facility in 60 miles or 60
minutes

Census With and Without Access									
State Name	County	County SSA	Eligible	With Access ¹		Without Access ¹		Average Distance	Average Time
			#	#	%	#	%	1	1
Minnesota	Waseca	24800	106	106	100.0	0	0.0	18.7	20.4
	Washington	24810	1,030	1,030	100.0	0	0.0	6.1	7.3
	Watonwan	24820	131	131	100.0	0	0.0	30.5	33.3
	Wilkin	24830	282	282	100.0	0	0.0	11.6	12.6
	Winona	24840	247	247	100.0	0	0.0	9.3	10.1
	Wright	24850	743	743	100.0	0	0.0	7.8	8.5
	Yellow Medicine	24860	199	90	45.2	109	54.8	61.6	67.1
	Grand Totals		35,677	34,538	96.8	1,139	3.2	16.6	18.5

UnitedHealthcare Choice Plus MNN001

September 5, 2024

Created by...
UnitedHealthcare

Thoracic Surgery (UnitedHealthcare Choice Plus MNN001)

Total Providers: 82
◆ Single providers (31)
✕ Multiple providers (25)

Access - Eligibles

Employee Group
National Proxy Census
(UnitedHealthcare Choice Plus MNN001)

Provider Group
Thoracic Surgery

35,677 eligible locations
● With access (33,923)
● Without access (1,754)

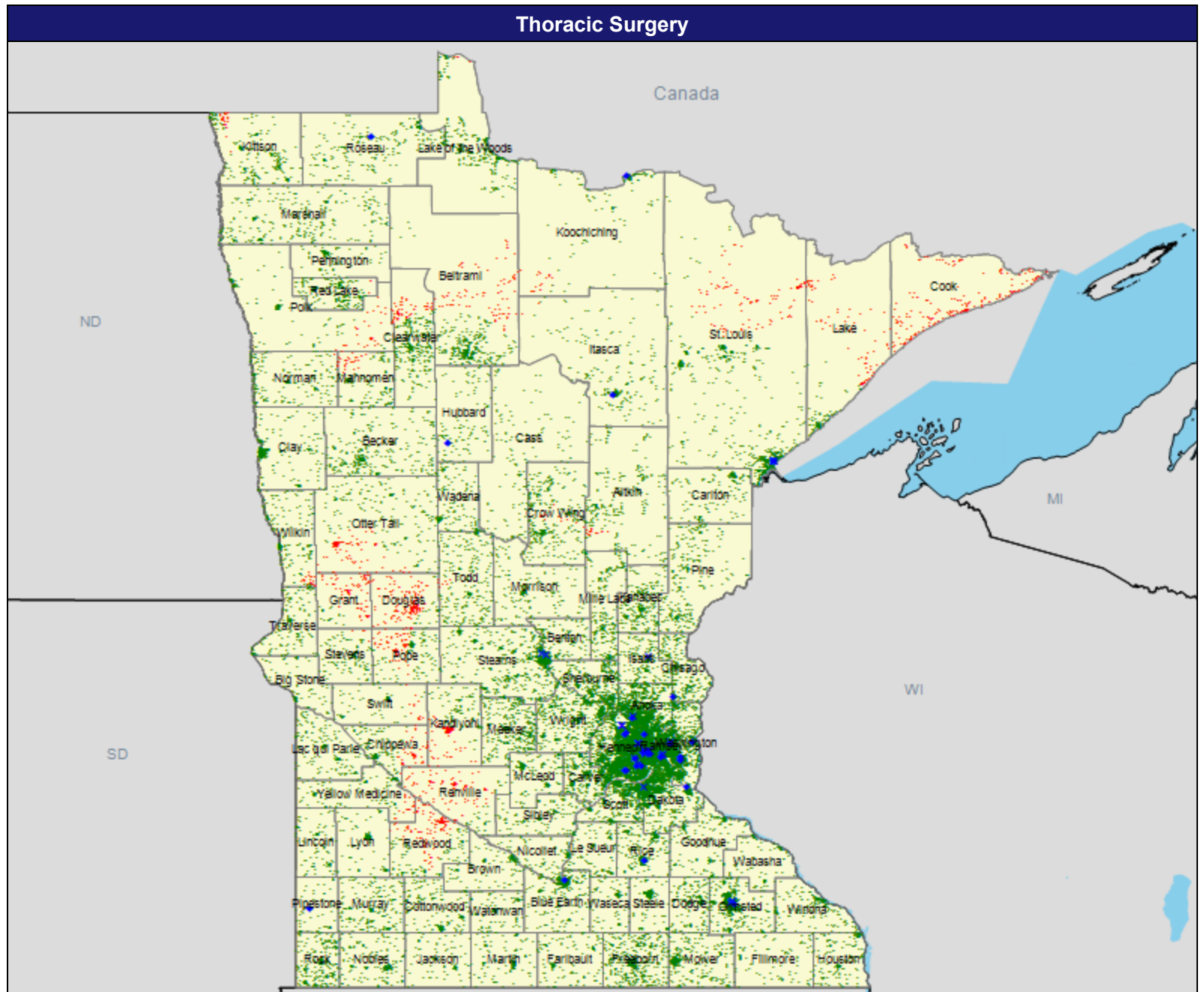
The Access Standard is defined as
(National Proxy Census
(UnitedHealthcare Choice Plus MNN001))
eligibles accessing:

1 (Thoracic Surgery) provider in 60 miles or 60 minutes

Service Areas

UnitedHealthcare Choice Plus MNN001

62.78 miles



Access Detail By County SSA

September 5, 2024

Created by...
UnitedHealthcare

Access Analysis
Access - Eligibles
Eligible / Provider Groups
National Proxy Census
(UnitedHealthcare Choice Plus
MNN001)
Thoracic Surgery

¹ The Access Standard is defined as
(National Proxy Census
(UnitedHealthcare Choice Plus
MNN001)) eligibles accessing:
¹ (Thoracic Surgery) provider in 60
miles or 60 minutes

Census With and Without Access									
State Name	County	County SSA	Eligible	With Access ¹		Without Access ¹		Average Distance	Average Time
			#	#	%	#	%	1	1
Minnesota	Aitkin	24000	287	269	93.7	18	6.3	46.8	51.2
	Anoka	24010	1,740	1,740	100.0	0	0.0	6.7	8.8
	Becker	24020	364	364	100.0	0	0.0	33.8	36.9
	Beltrami	24030	450	365	81.1	85	18.9	49.7	54.2
	Benton	24040	243	243	100.0	0	0.0	9.3	11.2
	Big Stone	24050	101	101	100.0	0	0.0	20.7	22.6
	Blue Earth	24060	347	347	100.0	0	0.0	8.0	8.7
	Brown	24070	135	135	100.0	0	0.0	36.5	39.7
	Carlton	24080	180	180	100.0	0	0.0	29.6	41.5
	Carver	24090	795	795	100.0	0	0.0	15.5	18.8
	Cass	24100	144	144	100.0	0	0.0	39.0	42.8
	Chippewa	24110	266	217	81.6	49	18.4	54.1	59.0
	Chisago	24120	271	271	100.0	0	0.0	12.4	13.4
	Clay	24130	324	324	100.0	0	0.0	10.2	11.6
	Clearwater	24140	387	323	83.5	64	16.5	51.0	55.6
	Cook	24150	212	0	0.0	212	100.0	111.5	155.7
	Cottonwood	24160	255	255	100.0	0	0.0	43.6	47.5
	Crow Wing	24170	348	333	95.7	15	4.3	53.1	60.6
	Dakota	24180	1,818	1,818	100.0	0	0.0	6.7	8.8
	Dodge	24190	218	218	100.0	0	0.0	19.4	21.1
	Douglas	24200	191	23	12.0	168	88.0	64.9	75.6
	Faribault	24210	151	151	100.0	0	0.0	37.0	40.4
	Fillmore	24220	112	112	100.0	0	0.0	31.9	34.7
	Freeborn	24230	668	668	100.0	0	0.0	37.2	40.7
	Goodhue	24240	227	227	100.0	0	0.0	23.5	25.6
	Grant	24250	127	28	22.0	99	78.0	66.2	72.2
	Hennepin	24260	5,098	5,098	100.0	0	0.0	4.1	6.2
	Houston	24270	192	192	100.0	0	0.0	17.7	19.2
	Hubbard	24280	110	110	100.0	0	0.0	17.1	18.6
	Isanti	24290	226	226	100.0	0	0.0	8.0	8.7
	Itasca	24300	216	214	99.1	2	0.9	18.6	20.3
	Jackson	24310	107	107	100.0	0	0.0	29.3	31.9
	Kanabec	24320	347	347	100.0	0	0.0	24.8	27.1
	Kandiyohi	24330	231	101	43.7	130	56.3	58.2	69.4
	Kittson	24340	356	317	89.0	39	11.0	51.3	56.2
	Koochiching	24350	219	200	91.3	19	8.7	19.1	20.8
	Lac qui Parle	24360	265	265	100.0	0	0.0	31.3	34.1
	Lake	24370	213	125	58.7	88	41.3	50.7	70.8
	Lake of the Woods	24380	339	334	98.5	5	1.5	48.1	52.5
	Le Sueur	24390	145	145	100.0	0	0.0	21.8	24.1

Access Detail By County SSA

September 5, 2024

Created by...
UnitedHealthcare

Access Analysis
Access - Eligibles
Eligible / Provider Groups
National Proxy Census
(UnitedHealthcare Choice Plus
MNN001)
Thoracic Surgery

¹ The Access Standard is defined as
(National Proxy Census
(UnitedHealthcare Choice Plus
MNN001)) eligibles accessing:
¹ (Thoracic Surgery) provider in 60
miles or 60 minutes

Census With and Without Access									
State Name	County	County SSA	Eligible	With Access ¹		Without Access ¹		Average Distance	Average Time
			#	#	%	#	%	1	1
Minnesota	Lincoln	24400	118	118	100.0	0	0.0	27.4	29.8
	Lyon	24410	136	136	100.0	0	0.0	46.5	50.6
	Mahnomen	24430	220	189	85.9	31	14.1	53.3	58.1
	Marshall	24440	388	388	100.0	0	0.0	39.1	42.6
	Martin	24450	200	200	100.0	0	0.0	30.4	33.1
	McLeod	24420	199	199	100.0	0	0.0	41.3	49.1
	Meeke	24460	512	512	100.0	0	0.0	39.3	47.1
	Mille Lacs	24470	305	305	100.0	0	0.0	32.8	36.3
	Morrison	24480	187	187	100.0	0	0.0	34.2	40.8
	Mower	24490	458	458	100.0	0	0.0	37.0	40.3
	Murray	24500	321	321	100.0	0	0.0	31.5	34.3
	Nicollet	24510	161	161	100.0	0	0.0	14.1	15.4
	Nobles	24520	268	268	100.0	0	0.0	33.7	36.7
	Norman	24530	286	285	99.7	1	0.3	38.0	41.4
	Olmsted	24540	706	706	100.0	0	0.0	5.6	6.2
	Otter Tail	24550	302	199	65.9	103	34.1	52.5	57.8
	Pennington	24560	145	145	100.0	0	0.0	48.1	52.4
	Pine	24570	298	298	100.0	0	0.0	41.2	47.2
	Pipestone	24580	106	106	100.0	0	0.0	7.5	8.1
	Polk	24590	156	125	80.1	31	19.9	35.1	38.2
	Pope	24600	232	148	63.8	84	36.2	59.0	68.5
	Ramsey	24610	2,586	2,586	100.0	0	0.0	3.3	5.4
	Red Lake	24620	346	343	99.1	3	0.9	45.1	49.2
	Redwood	24630	335	132	39.4	203	60.6	61.6	67.2
	Renville	24640	157	37	23.6	120	76.4	66.8	73.3
	Rice	24650	308	308	100.0	0	0.0	10.0	10.9
	Rock	24660	440	440	100.0	0	0.0	16.3	17.8
	Roseau	24670	347	347	100.0	0	0.0	15.6	16.9
	Scott	24690	601	601	100.0	0	0.0	12.2	14.7
	Sherburne	24700	498	498	100.0	0	0.0	19.6	23.0
	Sibley	24710	167	167	100.0	0	0.0	35.5	39.1
	St. Louis	24680	919	798	86.8	121	13.2	29.4	35.6
	Stearns	24720	798	798	100.0	0	0.0	15.9	19.0
	Steele	24730	191	191	100.0	0	0.0	18.2	19.9
	Stevens	24740	199	195	98.0	4	2.0	49.6	54.1
	Swift	24750	102	89	87.3	13	12.7	45.8	50.1
	Todd	24760	286	279	97.6	7	2.4	48.8	56.1
	Traverse	24770	259	259	100.0	0	0.0	41.8	45.5
	Wabasha	24780	104	104	100.0	0	0.0	28.6	31.2
	Wadena	24790	167	167	100.0	0	0.0	28.5	31.1

Access Detail By County SSA

September 5, 2024

Created by...
UnitedHealthcare

Access Analysis
Access - Eligibles
Eligible / Provider Groups
National Proxy Census
(UnitedHealthcare Choice Plus
MNN001)
Thoracic Surgery

¹ The Access Standard is defined as
(National Proxy Census
(UnitedHealthcare Choice Plus
MNN001)) eligibles accessing:
1 (Thoracic Surgery) provider in 60
miles or 60 minutes

Census With and Without Access									
State Name	County	County SSA	Eligible	With Access ¹		Without Access ¹		Average Distance	Average Time
			#	#	%	#	%	1	1
Minnesota	Waseca	24800	106	106	100.0	0	0.0	24.6	26.8
	Washington	24810	1,030	1,030	100.0	0	0.0	4.9	5.8
	Watsonwan	24820	131	131	100.0	0	0.0	35.9	39.2
	Wilkin	24830	282	259	91.8	23	8.2	44.1	50.2
	Winona	24840	247	247	100.0	0	0.0	29.8	32.5
	Wright	24850	743	743	100.0	0	0.0	21.2	25.5
	Yellow Medicine	24860	199	182	91.5	17	8.5	42.7	46.6
	Grand Totals		35,677	33,923	95.1	1,754	4.9	23.0	26.5

UnitedHealthcare Choice Plus MNN001

September 5, 2024

Created by...
UnitedHealthcare

Urology (UnitedHealthcare Choice Plus MNN001)

Total Providers: 184
◆ Single providers (78)
✕ Multiple providers (75)

Access - Eligibles

Employee Group
National Proxy Census
(UnitedHealthcare Choice Plus MNN001)

Provider Group
Urology

35,677 eligible locations
● With access (35,148)
● Without access (529)

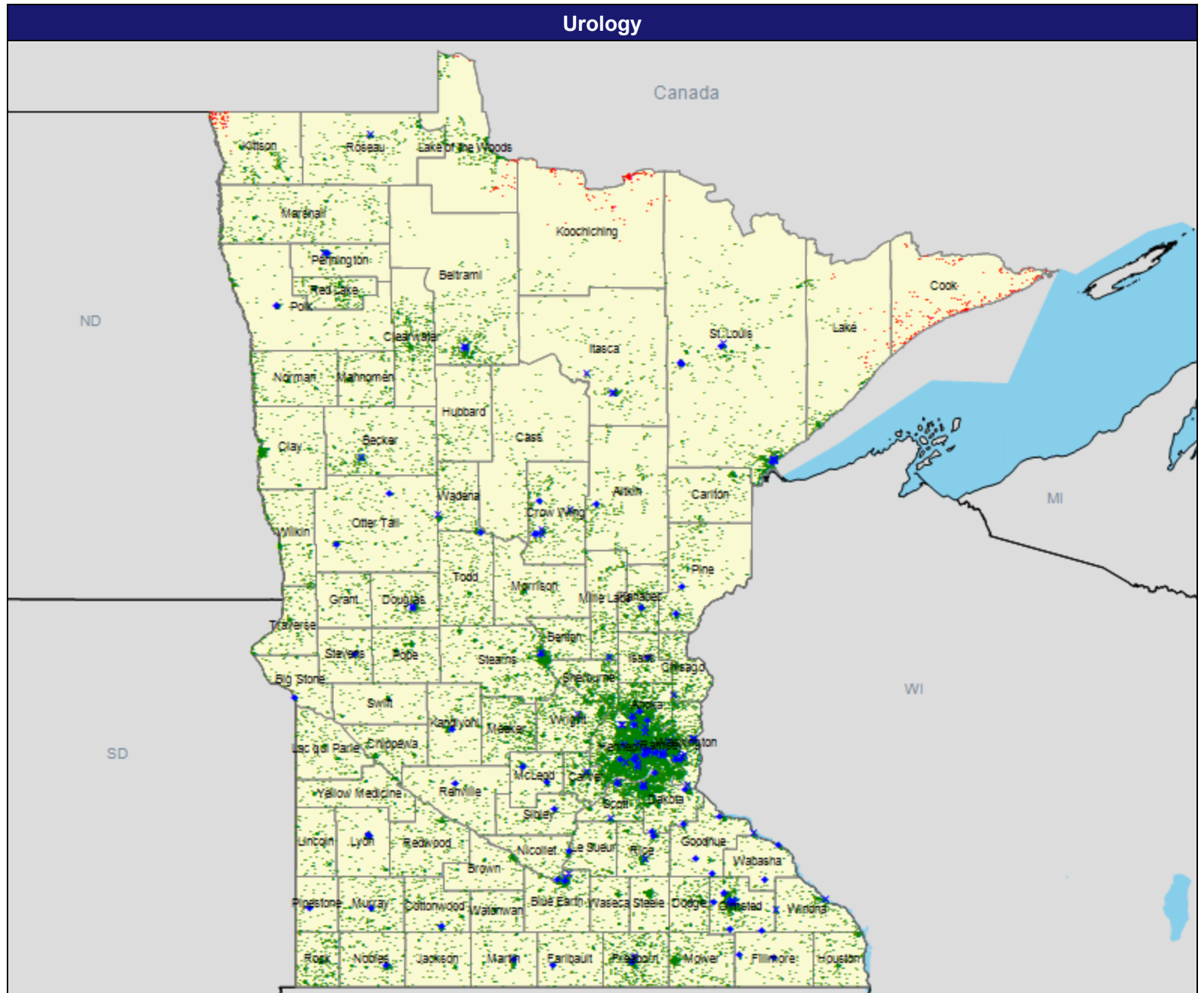
The Access Standard is defined as
(National Proxy Census
(UnitedHealthcare Choice Plus MNN001))
eligibles accessing:

1 (Urology) provider in 60 miles or 60 minutes

Service Areas

UnitedHealthcare Choice Plus MNN001

62.78 miles



Access Detail By County SSA

September 5, 2024

Created by...
UnitedHealthcare

Access Analysis
Access - Eligibles
Eligible / Provider Groups
National Proxy Census
(UnitedHealthcare Choice Plus
MNN001)
Urology

¹ The Access Standard is defined as
(National Proxy Census
(UnitedHealthcare Choice Plus
MNN001)) eligibles accessing:
¹ (Urology) provider in 60 miles or 60
minutes

Census With and Without Access									
State Name	County	County SSA	Eligible	With Access ¹		Without Access ¹		Average Distance	Average Time
			#	#	%	#	%	1	1
Minnesota	Aitkin	24000	287	287	100.0	0	0.0	16.7	18.1
	Anoka	24010	1,740	1,740	100.0	0	0.0	4.8	6.0
	Becker	24020	364	364	100.0	0	0.0	13.5	14.7
	Beltrami	24030	450	450	100.0	0	0.0	13.0	14.2
	Benton	24040	243	243	100.0	0	0.0	9.6	10.5
	Big Stone	24050	101	101	100.0	0	0.0	10.9	11.9
	Blue Earth	24060	347	347	100.0	0	0.0	6.8	7.3
	Brown	24070	135	135	100.0	0	0.0	28.7	31.2
	Carlton	24080	180	180	100.0	0	0.0	23.8	25.9
	Carver	24090	795	795	100.0	0	0.0	7.4	8.3
	Cass	24100	144	144	100.0	0	0.0	23.5	25.6
	Chippewa	24110	266	266	100.0	0	0.0	32.5	35.4
	Chisago	24120	271	271	100.0	0	0.0	9.6	10.4
	Clay	24130	324	324	100.0	0	0.0	9.9	11.2
	Clearwater	24140	387	387	100.0	0	0.0	27.8	30.3
	Cook	24150	212	0	0.0	212	100.0	88.8	96.8
	Cottonwood	24160	255	255	100.0	0	0.0	11.1	12.1
	Crow Wing	24170	348	348	100.0	0	0.0	7.2	7.8
	Dakota	24180	1,818	1,818	100.0	0	0.0	5.2	6.4
	Dodge	24190	218	218	100.0	0	0.0	11.6	12.6
	Douglas	24200	191	191	100.0	0	0.0	7.9	8.6
	Faribault	24210	151	151	100.0	0	0.0	12.9	14.0
	Fillmore	24220	112	112	100.0	0	0.0	8.7	9.5
	Freeborn	24230	668	668	100.0	0	0.0	7.3	8.0
	Goodhue	24240	227	227	100.0	0	0.0	5.4	5.8
	Grant	24250	127	127	100.0	0	0.0	22.7	24.7
	Hennepin	24260	5,098	5,098	100.0	0	0.0	3.3	5.1
	Houston	24270	192	192	100.0	0	0.0	16.0	17.5
	Hubbard	24280	110	110	100.0	0	0.0	29.9	32.6
	Isanti	24290	226	226	100.0	0	0.0	7.4	8.1
	Itasca	24300	216	216	100.0	0	0.0	13.5	14.7
	Jackson	24310	107	107	100.0	0	0.0	17.9	19.5
	Kanabec	24320	347	347	100.0	0	0.0	6.4	7.0
	Kandiyohi	24330	231	231	100.0	0	0.0	8.7	9.4
	Kittson	24340	356	274	77.0	82	23.0	52.2	57.2
	Koochiching	24350	219	39	17.8	180	82.2	77.0	84.0
	Lac qui Parle	24360	265	265	100.0	0	0.0	30.4	33.1
	Lake	24370	213	191	89.7	22	10.3	44.4	50.4
	Lake of the Woods	24380	339	308	90.9	31	9.1	49.2	53.6
	Le Sueur	24390	145	145	100.0	0	0.0	10.0	10.9

Access Detail By County SSA

September 5, 2024

Created by...
UnitedHealthcare

Access Analysis
Access - Eligibles
Eligible / Provider Groups
National Proxy Census
(UnitedHealthcare Choice Plus
MNN001)
Urology

¹ The Access Standard is defined as
(National Proxy Census
(UnitedHealthcare Choice Plus
MNN001)) eligibles accessing:
¹ (Urology) provider in 60 miles or 60
minutes

Census With and Without Access									
State Name	County	County SSA	Eligible	With Access ¹		Without Access ¹		Average Distance	Average Time
			#	#	%	#	%	1	1
Minnesota	Lincoln	24400	118	118	100.0	0	0.0	24.1	26.2
	Lyon	24410	136	136	100.0	0	0.0	9.3	10.1
	Mahnomen	24430	220	220	100.0	0	0.0	35.9	39.1
	Marshall	24440	388	388	100.0	0	0.0	27.7	30.2
	Martin	24450	200	200	100.0	0	0.0	8.7	9.5
	McLeod	24420	199	199	100.0	0	0.0	6.1	6.6
	Meeke	24460	512	512	100.0	0	0.0	20.9	22.7
	Mille Lacs	24470	305	305	100.0	0	0.0	15.9	17.4
	Morrison	24480	187	187	100.0	0	0.0	24.9	27.2
	Mower	24490	458	458	100.0	0	0.0	19.2	20.9
	Murray	24500	321	321	100.0	0	0.0	10.1	11.0
	Nicollet	24510	161	161	100.0	0	0.0	7.6	8.2
	Nobles	24520	268	268	100.0	0	0.0	9.0	9.8
	Norman	24530	286	286	100.0	0	0.0	33.3	36.3
	Olmsted	24540	706	706	100.0	0	0.0	3.0	3.4
	Otter Tail	24550	302	302	100.0	0	0.0	11.3	12.3
	Pennington	24560	145	145	100.0	0	0.0	5.2	5.6
	Pine	24570	298	298	100.0	0	0.0	13.3	14.4
	Pipestone	24580	106	106	100.0	0	0.0	7.5	8.1
	Polk	24590	156	156	100.0	0	0.0	18.4	20.1
	Pope	24600	232	232	100.0	0	0.0	17.6	19.2
	Ramsey	24610	2,586	2,586	100.0	0	0.0	2.8	4.5
	Red Lake	24620	346	346	100.0	0	0.0	20.2	22.0
	Redwood	24630	335	335	100.0	0	0.0	23.9	26.0
	Renville	24640	157	157	100.0	0	0.0	13.0	14.1
	Rice	24650	308	308	100.0	0	0.0	5.0	5.4
	Rock	24660	440	440	100.0	0	0.0	16.4	17.8
	Roseau	24670	347	347	100.0	0	0.0	15.5	16.9
	Scott	24690	601	601	100.0	0	0.0	6.3	7.1
	Sherburne	24700	498	498	100.0	0	0.0	13.2	14.6
	Sibley	24710	167	167	100.0	0	0.0	11.6	12.6
	St. Louis	24680	919	917	99.8	2	0.2	12.2	13.8
	Stearns	24720	798	798	100.0	0	0.0	14.7	16.1
	Steele	24730	191	191	100.0	0	0.0	16.6	18.0
	Stevens	24740	199	199	100.0	0	0.0	6.9	7.5
	Swift	24750	102	102	100.0	0	0.0	26.6	29.0
	Todd	24760	286	286	100.0	0	0.0	19.7	21.4
	Traverse	24770	259	259	100.0	0	0.0	33.0	35.9
	Wabasha	24780	104	104	100.0	0	0.0	5.1	5.5
	Wadena	24790	167	167	100.0	0	0.0	11.5	12.5

Access Detail By County SSA

September 5, 2024

Created by...
UnitedHealthcare

Access Analysis
Access - Eligibles
Eligible / Provider Groups
National Proxy Census
(UnitedHealthcare Choice Plus
MNN001)
Urology

¹ The Access Standard is defined as
(National Proxy Census
(UnitedHealthcare Choice Plus
MNN001)) eligibles accessing:
1 (Urology) provider in 60 miles or 60
minutes

Census With and Without Access									
State Name	County	County SSA	Eligible	With Access ¹		Without Access ¹		Average Distance	Average Time
			#	#	%	#	%	1	1
Minnesota	Waseca	24800	106	106	100.0	0	0.0	22.6	24.6
	Washington	24810	1,030	1,030	100.0	0	0.0	4.4	5.3
	Watonwan	24820	131	131	100.0	0	0.0	24.5	26.6
	Wilkin	24830	282	282	100.0	0	0.0	24.4	26.9
	Winona	24840	247	247	100.0	0	0.0	5.7	6.1
	Wright	24850	743	743	100.0	0	0.0	11.6	12.8
	Yellow Medicine	24860	199	199	100.0	0	0.0	29.2	31.8
	Grand Totals		35,677	35,148	98.5	529	1.5	12.5	14.1

UnitedHealthcare Choice Plus MNN001

September 5, 2024

Created by...
UnitedHealthcare

Vascular Surgery (UnitedHealthcare Choice Plus MNN001)

Total Providers: 71
◆ Single providers (56)
✕ Multiple providers (41)

Access - Eligibles

Employee Group
National Proxy Census
(UnitedHealthcare Choice Plus MNN001)

Provider Group
Vascular Surgery

35,677 eligible locations
● With access (34,622)
● Without access (1,055)

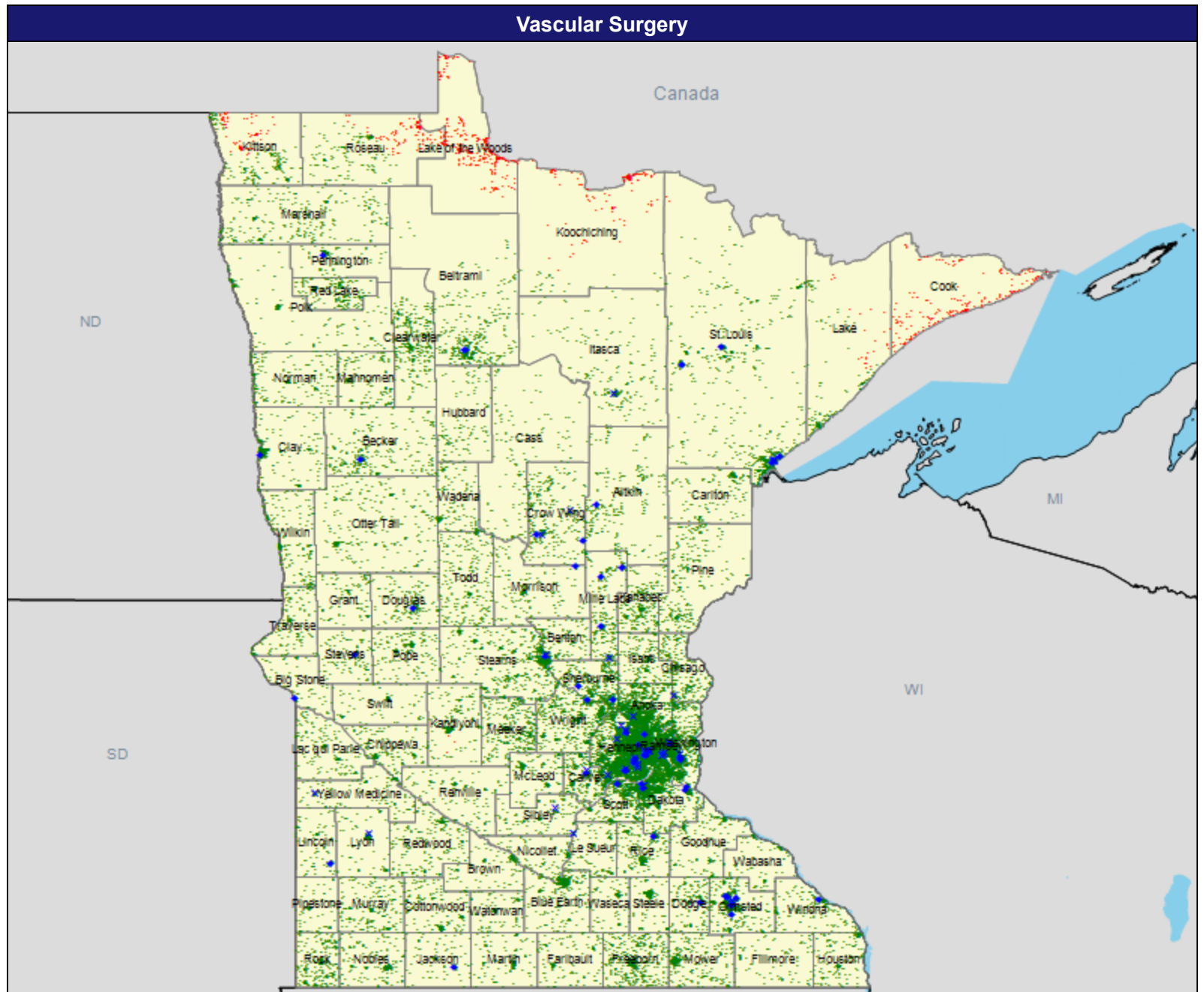
The Access Standard is defined as
(National Proxy Census
(UnitedHealthcare Choice Plus MNN001))
eligibles accessing:

1 (Vascular Surgery) provider in 60
miles or 60 minutes

Service Areas

UnitedHealthcare Choice Plus MNN001

62.78 miles



Access Detail By County SSA

September 5, 2024

Created by...
UnitedHealthcare

Access Analysis
Access - Eligibles
Eligible / Provider Groups
National Proxy Census
(UnitedHealthcare Choice Plus
MNN001)
Vascular Surgery

¹ The Access Standard is defined as
(National Proxy Census
(UnitedHealthcare Choice Plus
MNN001)) eligibles accessing:
¹ (Vascular Surgery) provider in 60
miles or 60 minutes

Census With and Without Access									
State Name	County	County SSA	Eligible	With Access ¹		Without Access ¹		Average Distance	Average Time
			#	#	%	#	%	1	1
Minnesota	Aitkin	24000	287	287	100.0	0	0.0	15.1	16.4
	Anoka	24010	1,740	1,740	100.0	0	0.0	6.5	8.5
	Becker	24020	364	364	100.0	0	0.0	14.0	15.2
	Beltrami	24030	450	450	100.0	0	0.0	13.1	14.3
	Benton	24040	243	243	100.0	0	0.0	7.8	9.0
	Big Stone	24050	101	101	100.0	0	0.0	11.1	12.1
	Blue Earth	24060	347	347	100.0	0	0.0	26.7	29.2
	Brown	24070	135	135	100.0	0	0.0	38.6	42.0
	Carlton	24080	180	180	100.0	0	0.0	28.6	35.2
	Carver	24090	795	795	100.0	0	0.0	5.4	6.1
	Cass	24100	144	144	100.0	0	0.0	30.0	32.7
	Chippewa	24110	266	266	100.0	0	0.0	38.3	41.8
	Chisago	24120	271	271	100.0	0	0.0	12.7	13.9
	Clay	24130	324	324	100.0	0	0.0	9.0	9.8
	Clearwater	24140	387	387	100.0	0	0.0	28.0	30.5
	Cook	24150	212	0	0.0	212	100.0	88.9	96.9
	Cottonwood	24160	255	255	100.0	0	0.0	28.1	30.6
	Crow Wing	24170	348	348	100.0	0	0.0	9.8	10.7
	Dakota	24180	1,818	1,818	100.0	0	0.0	6.3	8.2
	Dodge	24190	218	218	100.0	0	0.0	7.5	8.2
	Douglas	24200	191	191	100.0	0	0.0	8.2	8.9
	Faribault	24210	151	151	100.0	0	0.0	48.0	52.3
	Fillmore	24220	112	112	100.0	0	0.0	25.3	27.6
	Freeborn	24230	668	668	100.0	0	0.0	37.8	41.3
	Goodhue	24240	227	227	100.0	0	0.0	21.5	23.6
	Grant	24250	127	127	100.0	0	0.0	28.3	30.8
	Hennepin	24260	5,098	5,098	100.0	0	0.0	3.5	5.2
	Houston	24270	192	192	100.0	0	0.0	16.2	17.7
	Hubbard	24280	110	110	100.0	0	0.0	32.1	34.9
	Isanti	24290	226	226	100.0	0	0.0	17.2	18.7
	Itasca	24300	216	216	100.0	0	0.0	16.7	18.1
	Jackson	24310	107	107	100.0	0	0.0	11.3	12.3
	Kanabec	24320	347	347	100.0	0	0.0	20.1	21.9
	Kandiyohi	24330	231	228	98.7	3	1.3	54.0	59.5
	Kittson	24340	356	224	62.9	132	37.1	55.9	61.2
	Koochiching	24350	219	29	13.2	190	86.8	80.2	87.4
	Lac qui Parle	24360	265	265	100.0	0	0.0	22.6	24.6
	Lake	24370	213	189	88.7	24	11.3	42.5	46.3
	Lake of the Woods	24380	339	0	0.0	339	100.0	87.3	95.1
	Le Sueur	24390	145	145	100.0	0	0.0	16.2	17.6

Access Detail By County SSA

September 5, 2024

Created by...
UnitedHealthcare

Access Analysis
Access - Eligibles
Eligible / Provider Groups
National Proxy Census
(UnitedHealthcare Choice Plus
MNN001)
Vascular Surgery

¹ The Access Standard is defined as
(National Proxy Census
(UnitedHealthcare Choice Plus
MNN001)) eligibles accessing:
¹ (Vascular Surgery) provider in 60
miles or 60 minutes

Census With and Without Access									
State Name	County	County SSA	Eligible	With Access ¹		Without Access ¹		Average Distance	Average Time
			#	#	%	#	%	1	1
Minnesota	Lincoln	24400	118	118	100.0	0	0.0	11.8	12.9
	Lyon	24410	136	136	100.0	0	0.0	8.6	9.3
	Mahnomen	24430	220	220	100.0	0	0.0	36.0	39.2
	Marshall	24440	388	388	100.0	0	0.0	28.8	31.4
	Martin	24450	200	200	100.0	0	0.0	26.8	29.2
	McLeod	24420	199	199	100.0	0	0.0	22.3	24.3
	Meeke	24460	512	512	100.0	0	0.0	38.4	42.2
	Mille Lacs	24470	305	305	100.0	0	0.0	4.4	4.8
	Morrison	24480	187	187	100.0	0	0.0	24.1	26.8
	Mower	24490	458	458	100.0	0	0.0	29.4	32.0
	Murray	24500	321	321	100.0	0	0.0	32.2	35.0
	Nicollet	24510	161	161	100.0	0	0.0	19.3	21.1
	Nobles	24520	268	268	100.0	0	0.0	31.7	34.6
	Norman	24530	286	286	100.0	0	0.0	36.2	39.4
	Olmsted	24540	706	706	100.0	0	0.0	3.9	4.4
	Otter Tail	24550	302	302	100.0	0	0.0	32.2	35.1
	Pennington	24560	145	145	100.0	0	0.0	6.3	6.8
	Pine	24570	298	298	100.0	0	0.0	25.5	27.8
	Pipestone	24580	106	106	100.0	0	0.0	24.8	27.0
	Polk	24590	156	156	100.0	0	0.0	26.3	28.6
	Pope	24600	232	232	100.0	0	0.0	18.3	19.9
	Ramsey	24610	2,586	2,586	100.0	0	0.0	3.3	5.4
	Red Lake	24620	346	346	100.0	0	0.0	21.0	22.9
	Redwood	24630	335	335	100.0	0	0.0	32.3	35.2
	Renville	24640	157	157	100.0	0	0.0	41.5	45.2
	Rice	24650	308	308	100.0	0	0.0	11.4	12.4
	Rock	24660	440	440	100.0	0	0.0	29.0	32.8
	Roseau	24670	347	194	55.9	153	44.1	60.5	66.0
	Scott	24690	601	601	100.0	0	0.0	7.7	8.7
	Sherburne	24700	498	498	100.0	0	0.0	5.2	5.7
	Sibley	24710	167	167	100.0	0	0.0	11.0	12.0
	St. Louis	24680	919	917	99.8	2	0.2	12.4	14.2
	Stearns	24720	798	798	100.0	0	0.0	15.7	18.4
	Steele	24730	191	191	100.0	0	0.0	25.2	27.4
	Stevens	24740	199	199	100.0	0	0.0	6.9	7.5
	Swift	24750	102	102	100.0	0	0.0	30.1	32.8
	Todd	24760	286	286	100.0	0	0.0	29.0	31.6
	Traverse	24770	259	259	100.0	0	0.0	35.0	38.2
	Wabasha	24780	104	104	100.0	0	0.0	25.4	27.8
	Wadena	24790	167	167	100.0	0	0.0	40.1	43.7

Access Detail By County SSA

September 5, 2024

Created by...
UnitedHealthcare

Access Analysis
Access - Eligibles
Eligible / Provider Groups
National Proxy Census
(UnitedHealthcare Choice Plus
MNN001)
Vascular Surgery

¹ The Access Standard is defined as
(National Proxy Census
(UnitedHealthcare Choice Plus
MNN001)) eligibles accessing:
1 (Vascular Surgery) provider in 60
miles or 60 minutes

Census With and Without Access									
State Name	County	County SSA	Eligible	With Access ¹		Without Access ¹		Average Distance	Average Time
			#	#	%	#	%	1	1
Minnesota	Waseca	24800	106	106	100.0	0	0.0	36.2	39.4
	Washington	24810	1,030	1,030	100.0	0	0.0	6.6	8.0
	Watonwan	24820	131	131	100.0	0	0.0	39.0	42.5
	Wilkin	24830	282	282	100.0	0	0.0	41.1	44.8
	Winona	24840	247	247	100.0	0	0.0	8.6	9.3
	Wright	24850	743	743	100.0	0	0.0	12.4	13.6
	Yellow Medicine	24860	199	199	100.0	0	0.0	18.9	20.6
	Grand Totals			35,677	34,622	97.0	1,055	3.0	17.6

UnitedHealthcare Choice Plus MNN001

September 5, 2024

Created by...
UnitedHealthcare

Home Health (UnitedHealthcare Choice Plus MNN001)

Total Providers: 88

- ◆ All providers

Access - Eligibles

Employee Group

National Proxy Census
(UnitedHealthcare Choice Plus MNN001)

Provider Group

Home Health

35,677 eligible locations

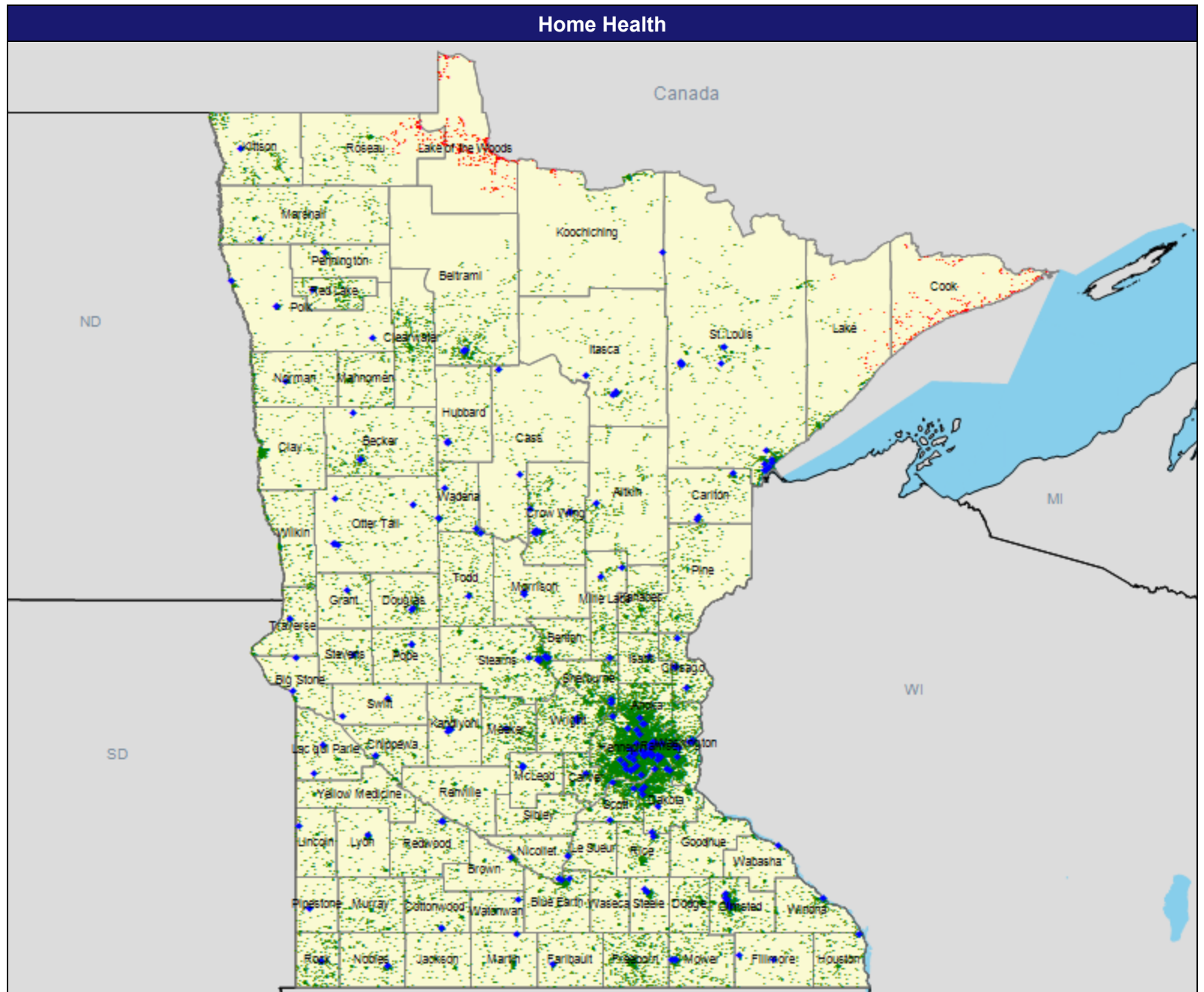
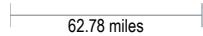
- With access (34,960)
- Without access (717)

The Access Standard is defined as
(National Proxy Census
(UnitedHealthcare Choice Plus MNN001))
eligibles accessing:

- 1 (Home Health) provider in 60 miles or 60 minutes

Service Areas

- UnitedHealthcare Choice Plus MNN001



Access Detail By County SSA

September 5, 2024

Created by...
UnitedHealthcare

Access Analysis
Access - Eligibles
Eligible / Provider Groups
National Proxy Census
(UnitedHealthcare Choice Plus
MNN001)
Home Health - Medical

¹ The Access Standard is defined as
(National Proxy Census
(UnitedHealthcare Choice Plus
MNN001)) eligibles accessing:
¹ (Home Health - Medical) provider in
60 miles or 60 minutes

Census With and Without Access									
State Name	County	County SSA	Eligible	With Access ¹		Without Access ¹		Average Distance	Average Time
			#	#	%	#	%	1	1
Minnesota	Aitkin	24000	287	287	100.0	0	0.0	15.2	16.6
	Anoka	24010	1,740	1,740	100.0	0	0.0	5.9	7.4
	Becker	24020	364	364	100.0	0	0.0	9.5	10.3
	Beltrami	24030	450	450	100.0	0	0.0	12.1	13.2
	Benton	24040	243	243	100.0	0	0.0	8.4	9.3
	Big Stone	24050	101	101	100.0	0	0.0	7.5	8.1
	Blue Earth	24060	347	347	100.0	0	0.0	6.6	7.2
	Brown	24070	135	135	100.0	0	0.0	10.6	11.5
	Carlton	24080	180	180	100.0	0	0.0	6.4	6.9
	Carver	24090	795	795	100.0	0	0.0	6.5	7.2
	Cass	24100	144	144	100.0	0	0.0	14.5	15.8
	Chippewa	24110	266	266	100.0	0	0.0	8.1	8.8
	Chisago	24120	271	271	100.0	0	0.0	4.8	5.2
	Clay	24130	324	324	100.0	0	0.0	8.3	10.2
	Clearwater	24140	387	387	100.0	0	0.0	20.8	22.7
	Cook	24150	212	0	0.0	212	100.0	90.9	99.1
	Cottonwood	24160	255	255	100.0	0	0.0	12.4	13.4
	Crow Wing	24170	348	348	100.0	0	0.0	7.6	8.3
	Dakota	24180	1,818	1,818	100.0	0	0.0	4.8	5.8
	Dodge	24190	218	218	100.0	0	0.0	15.2	17.3
	Douglas	24200	191	191	100.0	0	0.0	7.6	8.3
	Faribault	24210	151	151	100.0	0	0.0	13.6	14.8
	Fillmore	24220	112	112	100.0	0	0.0	10.3	11.2
	Freeborn	24230	668	668	100.0	0	0.0	18.4	20.1
	Goodhue	24240	227	227	100.0	0	0.0	22.3	24.7
	Grant	24250	127	127	100.0	0	0.0	10.9	11.9
	Hennepin	24260	5,098	5,098	100.0	0	0.0	3.1	4.6
	Houston	24270	192	192	100.0	0	0.0	14.4	15.7
	Hubbard	24280	110	110	100.0	0	0.0	10.5	11.4
	Isanti	24290	226	226	100.0	0	0.0	7.0	7.6
	Itasca	24300	216	216	100.0	0	0.0	12.4	13.5
	Jackson	24310	107	107	100.0	0	0.0	15.3	16.7
	Kanabec	24320	347	347	100.0	0	0.0	20.0	21.7
	Kandiyohi	24330	231	231	100.0	0	0.0	8.0	8.7
	Kittson	24340	356	356	100.0	0	0.0	16.0	17.5
	Koochiching	24350	219	198	90.4	21	9.6	43.0	46.9
	Lac qui Parle	24360	265	265	100.0	0	0.0	8.1	8.8
	Lake	24370	213	187	87.8	26	12.2	43.3	47.2
	Lake of the Woods	24380	339	0	0.0	339	100.0	85.2	92.9
	Le Sueur	24390	145	145	100.0	0	0.0	10.6	11.5

Access Detail By County SSA

September 5, 2024

Created by...
UnitedHealthcare

Access Analysis
Access - Eligibles
Eligible / Provider Groups
National Proxy Census
(UnitedHealthcare Choice Plus
MNN001)
Home Health - Medical

¹ The Access Standard is defined as
(National Proxy Census
(UnitedHealthcare Choice Plus
MNN001)) eligibles accessing:
¹ (Home Health - Medical) provider in
60 miles or 60 minutes

Census With and Without Access									
State Name	County	County SSA	Eligible	With Access ¹		Without Access ¹		Average Distance	Average Time
			#	#	%	#	%	1	1
Minnesota	Lincoln	24400	118	118	100.0	0	0.0	15.4	16.7
	Lyon	24410	136	136	100.0	0	0.0	9.5	10.3
	Mahnomen	24430	220	220	100.0	0	0.0	15.8	17.1
	Marshall	24440	388	388	100.0	0	0.0	17.6	19.2
	Martin	24450	200	200	100.0	0	0.0	13.8	15.1
	McLeod	24420	199	199	100.0	0	0.0	9.9	10.8
	Meekeer	24460	512	512	100.0	0	0.0	9.0	9.8
	Mille Lacs	24470	305	305	100.0	0	0.0	9.0	9.8
	Morrison	24480	187	187	100.0	0	0.0	10.2	11.1
	Mower	24490	458	458	100.0	0	0.0	6.6	7.1
	Murray	24500	321	321	100.0	0	0.0	24.0	26.1
	Nicollet	24510	161	161	100.0	0	0.0	4.6	5.0
	Nobles	24520	268	268	100.0	0	0.0	8.5	9.2
	Norman	24530	286	286	100.0	0	0.0	12.9	14.0
	Olmsted	24540	706	706	100.0	0	0.0	4.8	5.4
	Otter Tail	24550	302	302	100.0	0	0.0	10.5	11.4
	Pennington	24560	145	145	100.0	0	0.0	5.2	5.6
	Pine	24570	298	298	100.0	0	0.0	16.6	18.1
	Pipestone	24580	106	106	100.0	0	0.0	7.5	8.1
	Polk	24590	156	156	100.0	0	0.0	8.8	9.5
	Pope	24600	232	232	100.0	0	0.0	7.9	8.6
	Ramsey	24610	2,586	2,586	100.0	0	0.0	2.7	4.3
	Red Lake	24620	346	346	100.0	0	0.0	10.0	10.8
	Redwood	24630	335	335	100.0	0	0.0	13.0	14.2
	Renville	24640	157	157	100.0	0	0.0	19.3	21.0
	Rice	24650	308	308	100.0	0	0.0	9.6	10.5
	Rock	24660	440	440	100.0	0	0.0	6.6	7.2
	Roseau	24670	347	228	65.7	119	34.3	56.5	61.5
	Scott	24690	601	601	100.0	0	0.0	5.5	6.3
	Sherburne	24700	498	498	100.0	0	0.0	8.2	8.9
	Sibley	24710	167	167	100.0	0	0.0	20.4	22.3
	St. Louis	24680	919	919	100.0	0	0.0	10.0	11.0
	Stearns	24720	798	798	100.0	0	0.0	10.7	11.6
	Steele	24730	191	191	100.0	0	0.0	5.5	5.9
	Stevens	24740	199	199	100.0	0	0.0	6.7	7.2
	Swift	24750	102	102	100.0	0	0.0	6.1	6.6
	Todd	24760	286	286	100.0	0	0.0	10.0	10.9
	Traverse	24770	259	259	100.0	0	0.0	7.9	8.5
	Wabasha	24780	104	104	100.0	0	0.0	12.4	13.9
	Wadena	24790	167	167	100.0	0	0.0	5.8	6.3

Access Detail By County SSA

September 5, 2024

Created by...
UnitedHealthcare

Access Analysis
Access - Eligibles
Eligible / Provider Groups
National Proxy Census
(UnitedHealthcare Choice Plus
MNN001)
Home Health - Medical

¹ The Access Standard is defined as
(National Proxy Census
(UnitedHealthcare Choice Plus
MNN001)) eligibles accessing:
1 (Home Health - Medical) provider in
60 miles or 60 minutes

Census With and Without Access									
State Name	County	County SSA	Eligible	With Access ¹		Without Access ¹		Average Distance	Average Time
			#	#	%	#	%	1	1
Minnesota	Waseca	24800	106	106	100.0	0	0.0	16.8	18.3
	Washington	24810	1,030	1,030	100.0	0	0.0	5.2	6.2
	Watonwan	24820	131	131	100.0	0	0.0	12.4	13.5
	Wilkin	24830	282	282	100.0	0	0.0	21.4	23.6
	Winona	24840	247	247	100.0	0	0.0	8.5	9.3
	Wright	24850	743	743	100.0	0	0.0	9.3	10.2
	Yellow Medicine	24860	199	199	100.0	0	0.0	15.5	16.9
	Grand Totals			35,677	34,960	98.0	717	2.0	10.5