



2026 Minnesota Department of Health Annual Network Maps

Medica Insurance Company

Medica Elect – MNN001

Map Completion Date: July 7, 2025

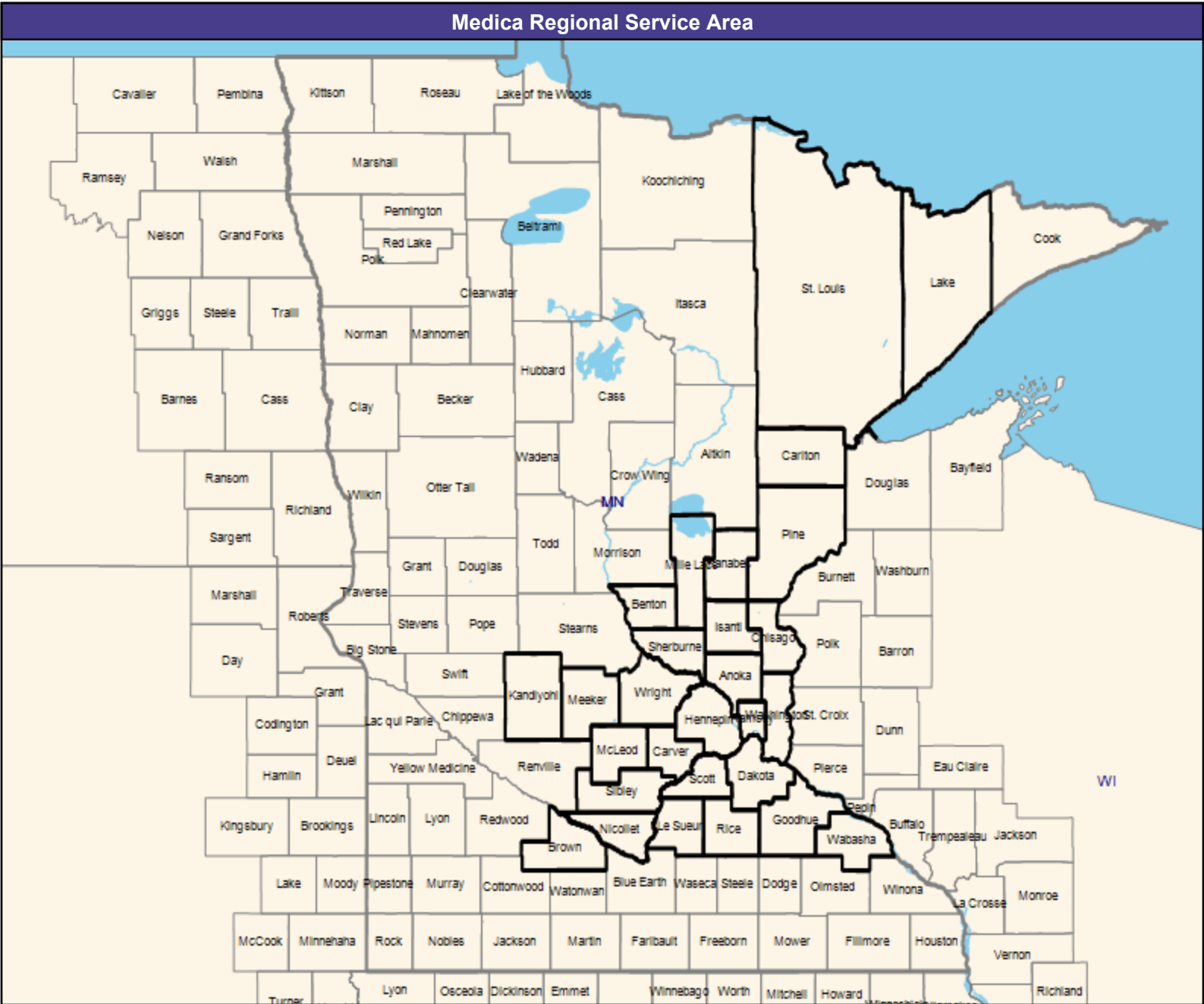
Service Area Map/Medica Elect/MNN001

July 7, 2025

Created by...
Medica

Service Areas
☐ Medica Elect MNN001

60.71 miles



Acupuncture/Medica Elect/MNN001

July 7, 2025

Created by...
Medica

Medica Elect MNN001 Acupuncture

118 providers at 117 locations

■ All providers

Acupuncture

Employee Group

National Proxy Census (Medica Elect
MNN001)

Provider Group

Medica Elect MNN001 Acupuncture
(Medica Regional Service Area)

19,109 enrollee locations

◆ With access (18,410)

● Without access (699)

The Access Standard is defined as
(National Proxy Census (Medica Elect
MNN001)) enrollees accessing in:

Large Metro areas...

1 (Medica Elect MNN001
Acupuncture (Medica Regional
Service Area)) provider in 10 miles
and 20 minutes

Metro areas...

1 (Medica Elect MNN001
Acupuncture (Medica Regional
Service Area)) provider in 30 miles
and 45 minutes

Micro areas...

1 (Medica Elect MNN001
Acupuncture (Medica Regional
Service Area)) provider in 60 miles
and 80 minutes

Rural areas...

1 (Medica Elect MNN001
Acupuncture (Medica Regional
Service Area)) provider in 60 miles
and 75 minutes

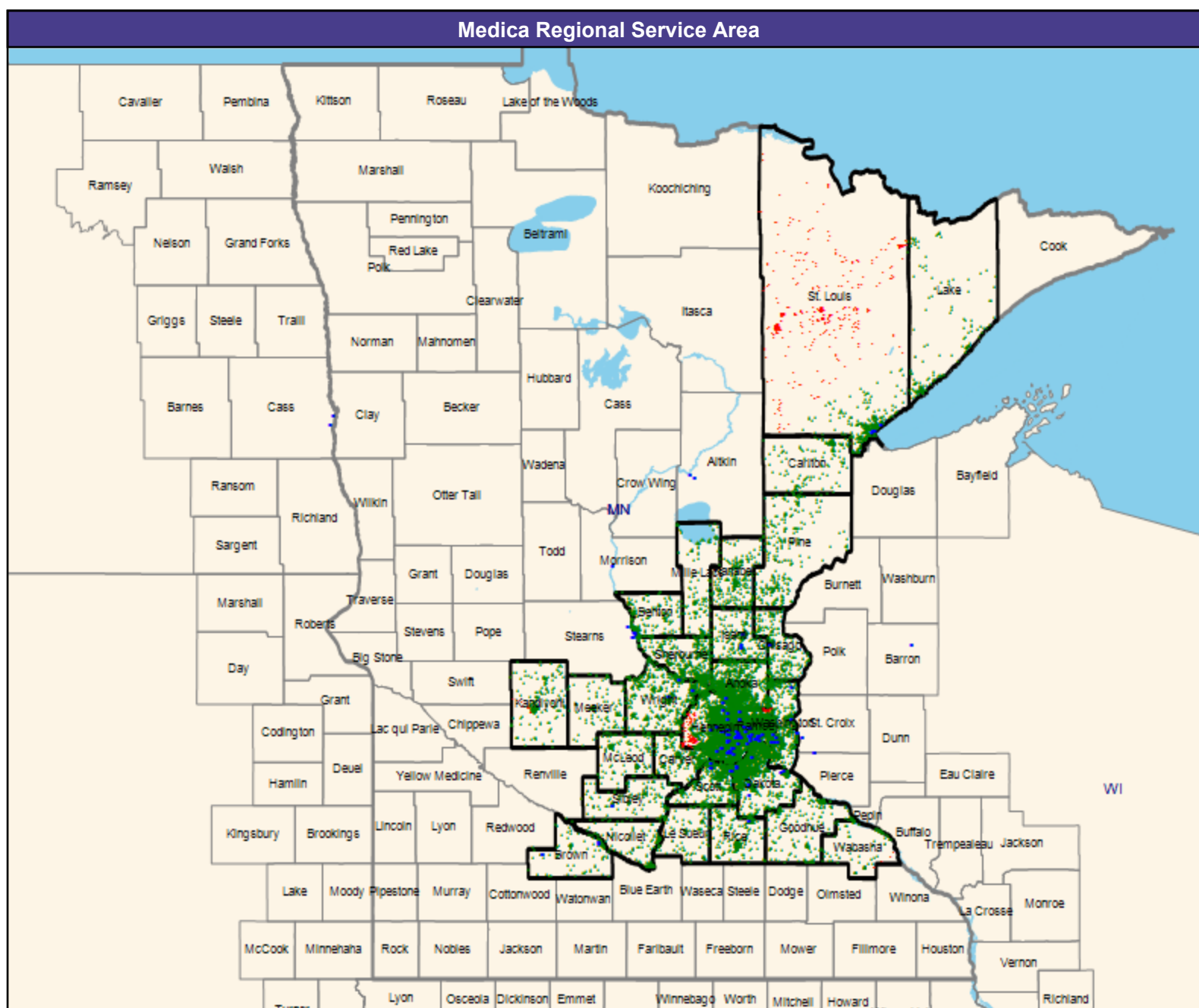
CEAC areas...

1 (Medica Elect MNN001
Acupuncture (Medica Regional
Service Area)) provider in 100 miles
and 110 minutes

Service Areas

□ Medica Elect MNN001

60.71 miles



Access Detail By County

July 7, 2025

Created by...
MedicaAccess Analysis
Acupuncture
Enrollee / Provider Groups
National Proxy Census (Medica Elect
MNN001)
Medica Elect MNN001 Acupuncture
(Medica Regional Service Area)¹ Access Standard Criteria Abbreviations:
L: Large Metro
M: Metro
I: Micro
R: Rural
C: CEAC

All Enrollees										
State Name	County	Enrollee	Provider	Counts	With Access		Without Access		Average Distance	Average Time
		#	Standard ¹	#	#	%	#	%	1	1
Minnesota	Anoka	1,761	1 in 30 miles and 45 mins	5	1,761	100.0	0	0.0	6.4	8.3
	Benton	242	1 in 60 miles and 80 mins	0	242	100.0	0	0.0	8.8	9.8
	Brown	138	1 in 60 miles and 75 mins	9	138	100.0	0	0.0	6.9	7.5
	Carlton	177	1 in 60 miles and 75 mins	0	177	100.0	0	0.0	27.6	32.2
	Carver	400	1 in 30 miles and 45 mins	0	400	100.0	0	0.0	11.9	13.3
	Chisago	270	1 in 30 miles and 45 mins	1	270	100.0	0	0.0	9.2	10.0
	Dakota	1,846	1 in 30 miles and 45 mins	16	1,846	100.0	0	0.0	4.2	5.2
	Goodhue	225	1 in 60 miles and 80 mins	0	225	100.0	0	0.0	24.1	26.2
	Hennepin	5,023	1 in 10 miles and 20 mins	164	4,864	96.8	159	3.2	2.8	4.1
	Isanti	232	1 in 60 miles and 80 mins	3	232	100.0	0	0.0	5.9	6.4
	Kanabec	351	1 in 60 miles and 75 mins	0	351	100.0	0	0.0	24.6	26.8
	Kandiyohi	233	1 in 60 miles and 80 mins	0	216	92.7	17	7.3	54.1	59.8
	Lake	209	1 in 100 miles and 110 m...	0	209	100.0	0	0.0	47.2	51.4
	Le Sueur	138	1 in 60 miles and 80 mins	0	138	100.0	0	0.0	26.7	29.0
	McLeod	189	1 in 60 miles and 80 mins	0	189	100.0	0	0.0	24.6	26.8
	Meeker	125	1 in 60 miles and 75 mins	0	125	100.0	0	0.0	31.9	35.1
	Mille Lacs	148	1 in 60 miles and 75 mins	0	148	100.0	0	0.0	26.3	28.7
	Nicollet	162	1 in 60 miles and 80 mins	0	162	100.0	0	0.0	22.0	24.0
	Pine	293	1 in 60 miles and 75 mins	0	293	100.0	0	0.0	35.9	39.4
	Ramsey	2,547	1 in 10 miles and 20 mins	38	2,479	97.3	68	2.7	2.8	4.4
	Rice	319	1 in 30 miles and 45 mins	2	319	100.0	0	0.0	11.6	12.6
	Scott	612	1 in 30 miles and 45 mins	4	612	100.0	0	0.0	7.1	7.9
	Sherburne	505	1 in 30 miles and 45 mins	0	505	100.0	0	0.0	10.9	12.4
	Sibley	164	1 in 60 miles and 75 mins	3	164	100.0	0	0.0	14.3	15.6
	St. Louis	912	1 in 30 miles and 45 mins	11	461	50.5	451	49.5	34.6	38.3
	Wabasha	105	1 in 60 miles and 75 mins	0	101	96.2	4	3.8	49.7	54.1
	Washington	1,042	1 in 30 miles and 45 mins	12	1,042	100.0	0	0.0	4.7	5.6
	Wright	741	1 in 30 miles and 45 mins	4	741	100.0	0	0.0	8.3	9.2
	Grand Totals	8,408	1 in 30 miles and 45 mins	55	7,957	94.6	451	5.4	9.8	11.3
		1,421	1 in 60 miles and 80 mins	3	1,404	98.8	17	1.2	23.5	25.8
		1,501	1 in 60 miles and 75 mins	12	1,497	99.7	4	0.3	26.9	29.7
		7,570	1 in 10 miles and 20 mins	202	7,343	97.0	227	3.0	2.8	4.2
		209	1 in 100 miles and 110 m...	0	209	100.0	0	0.0	47.2	51.4

Anesthesiology Physicians and CRNAs/Medica Elect/MNN001

July 7, 2025

Created by...
Medica

Medica Elect MNN001 Anesthesiology
Physicians and CRNAs

3,617 providers at 371 locations

■ All providers

Anesthesiology Physicians and CRNAs

Employee Group

National Proxy Census (Medica Elect
MNN001)

Provider Group

Medica Elect MNN001 Anesthesiology
Physicians and CRNAs (Medica
Regional Service Area)

19,109 enrollee locations

◆ With access (18,996)

● Without access (113)

The Access Standard is defined as
(National Proxy Census (Medica Elect
MNN001)) enrollees accessing in:

Large Metro areas...

1 (Medica Elect MNN001
Anesthesiology Physicians and
CRNAs (Medica Regional Service
Area)) provider in 10 miles and 20
minutes

Metro areas...

1 (Medica Elect MNN001
Anesthesiology Physicians and
CRNAs (Medica Regional Service
Area)) provider in 20 miles and 30
minutes

Micro areas...

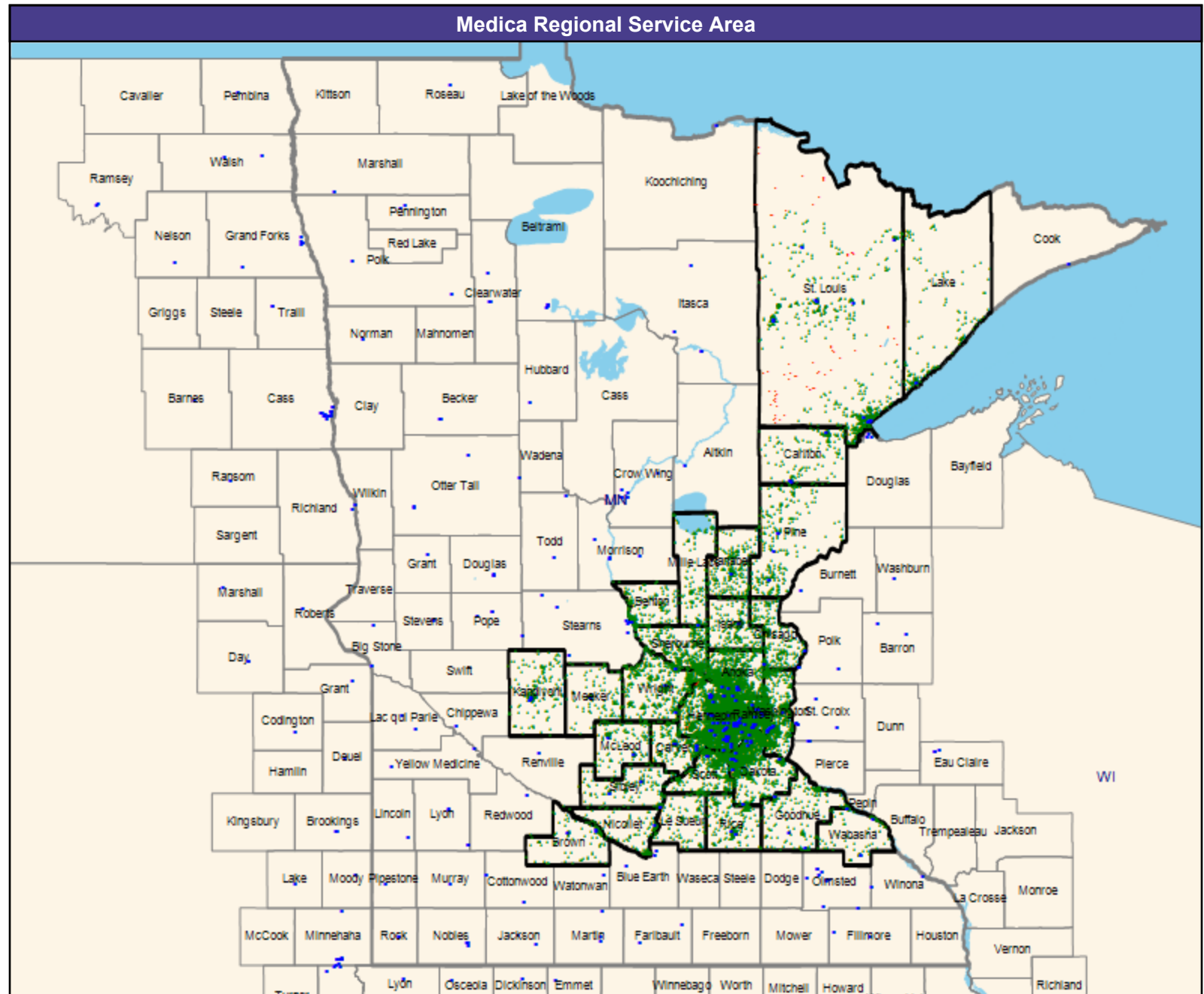
1 (Medica Elect MNN001
Anesthesiology Physicians and
CRNAs (Medica Regional Service
Area)) provider in 35 miles and 50
minutes

Rural areas...

1 (Medica Elect MNN001
Anesthesiology Physicians and
CRNAs (Medica Regional Service
Area)) provider in 60 miles and 75
minutes

CEAC areas...

1 (Medica Elect MNN001
Anesthesiology Physicians and
CRNAs (Medica Regional Service
Area)) provider in 85 miles and 95
minutes



Cardiology/Medica Elect/MNN001

July 7, 2025

Created by...
Medica

Medica Elect MNN001 Cardiology

1,059 providers at 405 locations

■ All providers

Cardiology

Employee Group

National Proxy Census (Medica Elect
MNN001)

Provider Group

Medica Elect MNN001 Cardiology
(Medica Regional Service Area)

19,109 enrollee locations

◆ With access (18,950)

● Without access (159)

The Access Standard is defined as
(National Proxy Census (Medica Elect
MNN001)) enrollees accessing in:

Large Metro areas...

1 (Medica Elect MNN001 Cardiology
(Medica Regional Service Area))
provider in 10 miles and 20 minutes

Metro areas...

1 (Medica Elect MNN001 Cardiology
(Medica Regional Service Area))
provider in 20 miles and 30 minutes

Micro areas...

1 (Medica Elect MNN001 Cardiology
(Medica Regional Service Area))
provider in 35 miles and 50 minutes

Rural areas...

1 (Medica Elect MNN001 Cardiology
(Medica Regional Service Area))
provider in 60 miles and 75 minutes

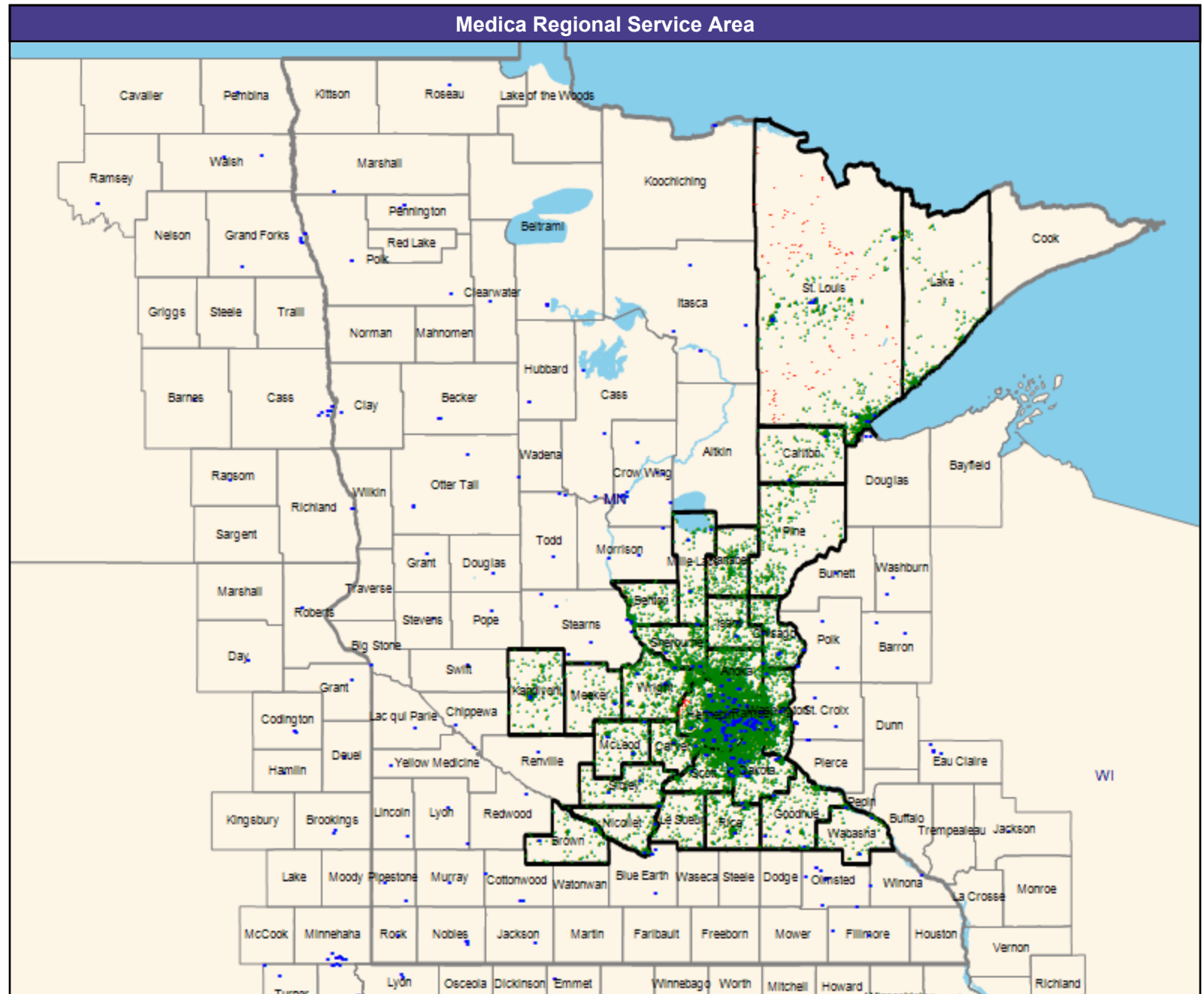
CEAC areas...

1 (Medica Elect MNN001 Cardiology
(Medica Regional Service Area))
provider in 85 miles and 95 minutes

Service Areas

□ Medica Elect MNN001

60.71 miles



Cardiothoracic Surgery/Medica Elect/MNN001

July 7, 2025

Created by...
Medica

Medica Elect MNN001 Cardiothoracic Surgery

1,059 providers at 405 locations

■ All providers

Cardiothoracic Surgery

Employee Group

National Proxy Census (Medica Elect MNN001)

Provider Group

Medica Elect MNN001 Cardiothoracic Surgery (Medica Regional Service Area)

19,109 enrollee locations

◆ With access (19,093)

● Without access (16)

The Access Standard is defined as (National Proxy Census (Medica Elect MNN001)) enrollees accessing in:

Large Metro areas...

1 (Medica Elect MNN001 Cardiothoracic Surgery (Medica Regional Service Area)) provider in 15 miles and 30 minutes

Metro areas...

1 (Medica Elect MNN001 Cardiothoracic Surgery (Medica Regional Service Area)) provider in 40 miles and 60 minutes

Micro areas...

1 (Medica Elect MNN001 Cardiothoracic Surgery (Medica Regional Service Area)) provider in 75 miles and 100 minutes

Rural areas...

1 (Medica Elect MNN001 Cardiothoracic Surgery (Medica Regional Service Area)) provider in 90 miles and 110 minutes

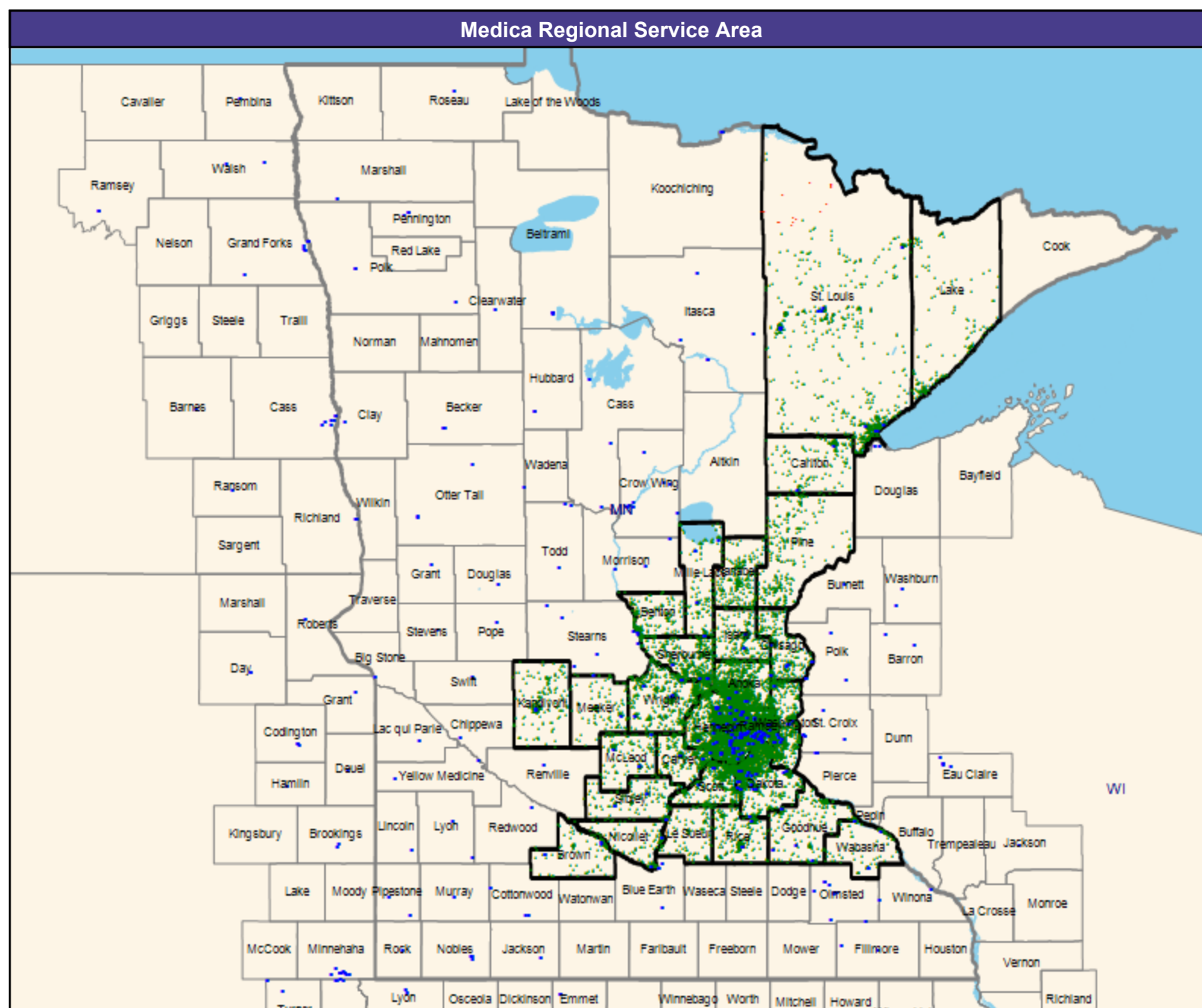
CEAC areas...

1 (Medica Elect MNN001 Cardiothoracic Surgery (Medica Regional Service Area)) provider in 130 miles and 145 minutes

Service Areas

□ Medica Elect MNN001

60.71 miles



Access Detail By County

July 7, 2025

Created by...
MedicaAccess Analysis
Cardiothoracic Surgery
Enrollee / Provider Groups
National Proxy Census (Medica Elect
MNN001)
Medica Elect MNN001
Cardiothoracic Surgery (Medica
Regional Service Area)¹ Access Standard Criteria Abbreviations:L: Large Metro
M: Metro
I: Micro
R: Rural
C: CEAC

All Enrollees										
State Name	County	Enrollee	Provider	Counts	With Access		Without Access		Average Distance	Average Time
		#	Standard ¹	#	#	%	#	%	1	1
Minnesota	Anoka	1,761	1 in 40 miles and 60 mins	303	1,761	100.0	0	0.0	4.2	5.1
	Benton	242	1 in 75 miles and 100 mins	0	242	100.0	0	0.0	7.6	8.7
	Brown	138	1 in 90 miles and 110 mins	17	138	100.0	0	0.0	6.9	7.5
	Carlton	177	1 in 90 miles and 110 mins	14	177	100.0	0	0.0	6.7	7.3
	Carver	400	1 in 40 miles and 60 mins	157	400	100.0	0	0.0	4.7	5.2
	Chisago	270	1 in 40 miles and 60 mins	117	270	100.0	0	0.0	5.5	6.0
	Dakota	1,846	1 in 40 miles and 60 mins	294	1,846	100.0	0	0.0	3.0	3.9
	Goodhue	225	1 in 75 miles and 100 mins	6	225	100.0	0	0.0	9.5	10.4
	Hennepin	5,023	1 in 15 miles and 30 mins	1,321	5,023	100.0	0	0.0	2.0	3.0
	Isanti	232	1 in 75 miles and 100 mins	12	232	100.0	0	0.0	5.5	5.9
	Kanabec	351	1 in 90 miles and 110 mins	0	351	100.0	0	0.0	19.3	21.0
	Kandiyohi	233	1 in 75 miles and 100 mins	2	233	100.0	0	0.0	7.1	7.7
	Lake	209	1 in 130 miles and 145 m...	0	209	100.0	0	0.0	35.0	38.1
	Le Sueur	138	1 in 75 miles and 100 mins	46	138	100.0	0	0.0	11.8	12.8
	McLeod	189	1 in 75 miles and 100 mins	32	189	100.0	0	0.0	4.4	4.7
	Meeker	125	1 in 90 miles and 110 mins	16	125	100.0	0	0.0	9.3	10.1
	Mille Lacs	148	1 in 90 miles and 110 mins	72	148	100.0	0	0.0	4.2	4.5
	Nicollet	162	1 in 75 miles and 100 mins	2	162	100.0	0	0.0	4.9	5.3
	Pine	293	1 in 90 miles and 110 mins	0	293	100.0	0	0.0	20.6	22.4
	Ramsey	2,547	1 in 15 miles and 30 mins	432	2,547	100.0	0	0.0	1.6	2.5
	Rice	319	1 in 40 miles and 60 mins	41	319	100.0	0	0.0	5.2	5.6
	Scott	612	1 in 40 miles and 60 mins	39	612	100.0	0	0.0	5.1	5.7
	Sherburne	505	1 in 40 miles and 60 mins	87	505	100.0	0	0.0	4.8	5.2
	Sibley	164	1 in 90 miles and 110 mins	47	164	100.0	0	0.0	6.5	7.0
	St. Louis	912	1 in 40 miles and 60 mins	308	896	98.2	16	1.8	8.7	9.6
	Wabasha	105	1 in 90 miles and 110 mins	19	105	100.0	0	0.0	5.2	5.6
	Washington	1,042	1 in 40 miles and 60 mins	131	1,042	100.0	0	0.0	3.7	4.4
	Wright	741	1 in 40 miles and 60 mins	200	741	100.0	0	0.0	5.5	6.0
	Grand Totals	8,408	1 in 40 miles and 60 mins	1,677	8,392	99.8	16	0.2	4.7	5.4
		1,421	1 in 75 miles and 100 mins	100	1,421	100.0	0	0.0	7.2	7.8
		1,501	1 in 90 miles and 110 mins	185	1,501	100.0	0	0.0	12.2	13.3
		7,570	1 in 15 miles and 30 mins	1,753	7,570	100.0	0	0.0	1.9	2.8
		209	1 in 130 miles and 145 m...	0	209	100.0	0	0.0	35.0	38.1

Chiropractic Services/Medica Elect/MNN001

July 7, 2025

Created by...
Medica

Medica Elect MNN001 Chiropractic Services

1,876 providers at 1,362 locations

■ All providers

Chiropractic Services

Employee Group

National Proxy Census (Medica Elect MNN001)

Provider Group

Medica Elect MNN001 Chiropractic Services (Medica Regional Service Area)

19,109 enrollee locations

◆ With access (19,021)

● Without access (88)

The Access Standard is defined as (National Proxy Census (Medica Elect MNN001)) enrollees accessing in:

Large Metro areas...

1 (Medica Elect MNN001 Chiropractic Services (Medica Regional Service Area)) provider in 15 miles and 30 minutes

Metro areas...

1 (Medica Elect MNN001 Chiropractic Services (Medica Regional Service Area)) provider in 30 miles and 45 minutes

Micro areas...

1 (Medica Elect MNN001 Chiropractic Services (Medica Regional Service Area)) provider in 60 miles and 80 minutes

Rural areas...

1 (Medica Elect MNN001 Chiropractic Services (Medica Regional Service Area)) provider in 75 miles and 90 minutes

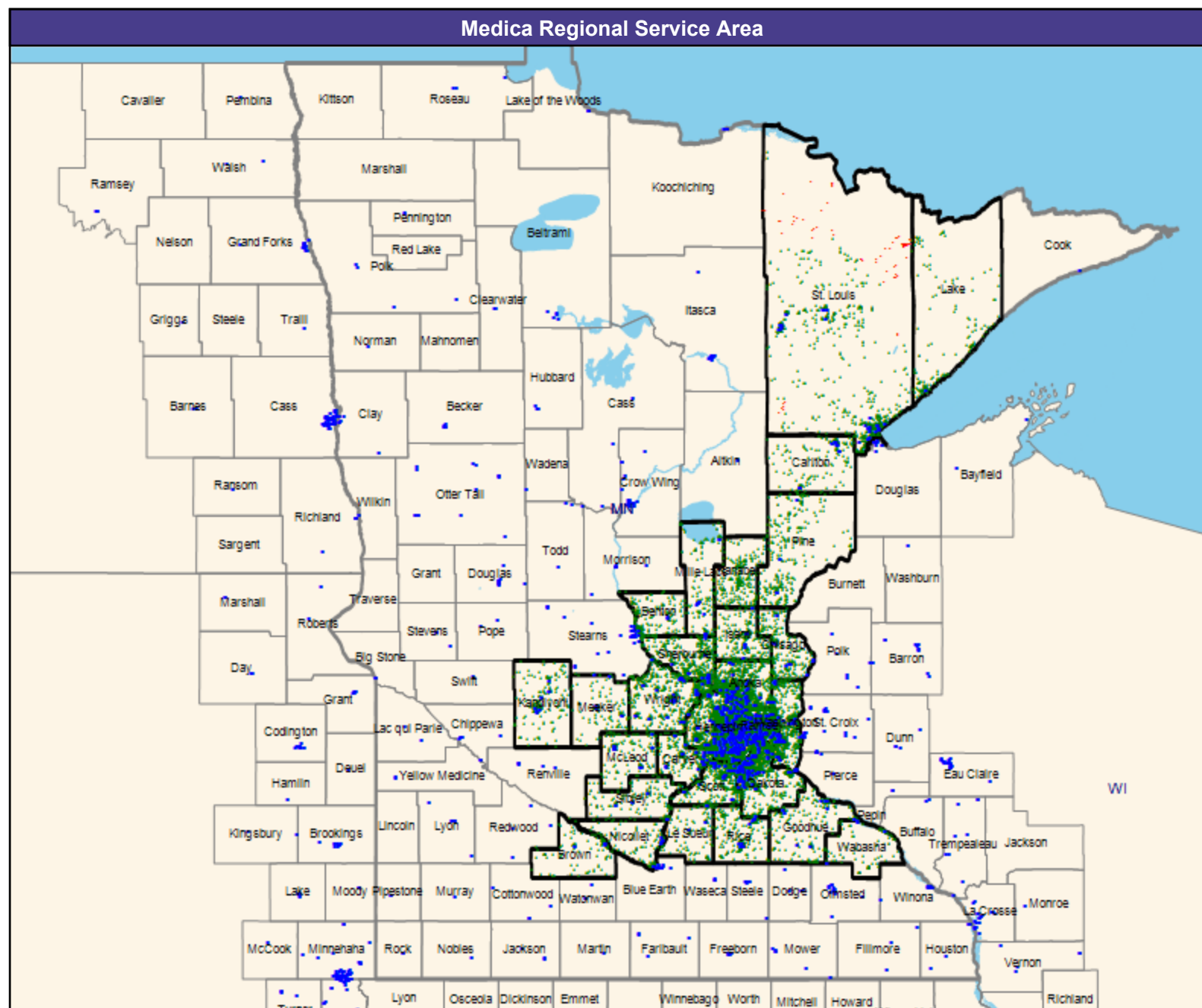
CEAC areas...

1 (Medica Elect MNN001 Chiropractic Services (Medica Regional Service Area)) provider in 110 miles and 125 minutes

Service Areas

□ Medica Elect MNN001

60.71 miles



Access Detail By County

July 7, 2025

Created by...
Medica

Access Analysis
Chiropractic Services

Enrollee / Provider Groups
National Proxy Census (Medica Elect MNN001)
Medica Elect MNN001 Chiropractic Services (Medica Regional Service Area)

¹ Access Standard Criteria Abbreviations:

L: Large Metro
M: Metro
I: Micro
R: Rural
C: CEAC

All Enrollees										
State Name	County	Enrollee	Provider	Counts	With Access		Without Access		Average Distance	Average Time
		#	Standard ¹	#	#	%	#	%	1	1
Minnesota	Anoka	1,761	1 in 30 miles and 45 mins	97	1,761	100.0	0	0.0	1.7	2.0
	Benton	242	1 in 60 miles and 80 mins	8	242	100.0	0	0.0	4.4	4.8
	Brown	138	1 in 75 miles and 90 mins	8	138	100.0	0	0.0	5.2	5.7
	Carlton	177	1 in 75 miles and 90 mins	18	177	100.0	0	0.0	5.2	5.7
	Carver	400	1 in 30 miles and 45 mins	35	400	100.0	0	0.0	1.9	2.1
	Chisago	270	1 in 30 miles and 45 mins	7	270	100.0	0	0.0	3.7	4.0
	Dakota	1,846	1 in 30 miles and 45 mins	165	1,846	100.0	0	0.0	1.4	1.7
	Goodhue	225	1 in 60 miles and 80 mins	13	225	100.0	0	0.0	3.9	4.3
	Hennepin	5,023	1 in 15 miles and 30 mins	491	5,023	100.0	0	0.0	1.0	1.5
	Isanti	232	1 in 60 miles and 80 mins	39	232	100.0	0	0.0	4.0	4.3
	Kanabec	351	1 in 75 miles and 90 mins	0	351	100.0	0	0.0	13.7	14.9
	Kandiyohi	233	1 in 60 miles and 80 mins	19	233	100.0	0	0.0	4.3	4.6
	Lake	209	1 in 110 miles and 125 m...	1	209	100.0	0	0.0	21.5	23.4
	Le Sueur	138	1 in 60 miles and 80 mins	8	138	100.0	0	0.0	4.8	5.1
	McLeod	189	1 in 60 miles and 80 mins	17	189	100.0	0	0.0	3.5	3.7
	Meeker	125	1 in 75 miles and 90 mins	10	125	100.0	0	0.0	4.4	4.8
	Mille Lacs	148	1 in 75 miles and 90 mins	13	148	100.0	0	0.0	5.3	5.7
	Nicollet	162	1 in 60 miles and 80 mins	13	162	100.0	0	0.0	3.9	4.2
	Pine	293	1 in 75 miles and 90 mins	6	293	100.0	0	0.0	8.1	8.8
	Ramsey	2,547	1 in 15 miles and 30 mins	188	2,547	100.0	0	0.0	0.9	1.4
	Rice	319	1 in 30 miles and 45 mins	16	319	100.0	0	0.0	3.7	4.1
	Scott	612	1 in 30 miles and 45 mins	59	612	100.0	0	0.0	1.7	1.9
	Sherburne	505	1 in 30 miles and 45 mins	30	505	100.0	0	0.0	3.1	3.3
	Sibley	164	1 in 75 miles and 90 mins	3	164	100.0	0	0.0	4.8	5.2
	St. Louis	912	1 in 30 miles and 45 mins	46	824	90.4	88	9.6	9.5	10.4
	Wabasha	105	1 in 75 miles and 90 mins	5	105	100.0	0	0.0	7.1	7.7
	Washington	1,042	1 in 30 miles and 45 mins	106	1,042	100.0	0	0.0	1.9	2.2
	Wright	741	1 in 30 miles and 45 mins	57	741	100.0	0	0.0	2.3	2.4
	Grand Totals	8,408	1 in 30 miles and 45 mins	618	8,320	99.0	88	1.0	2.8	3.1
		1,421	1 in 60 miles and 80 mins	117	1,421	100.0	0	0.0	4.1	4.4
		1,501	1 in 75 miles and 90 mins	63	1,501	100.0	0	0.0	7.8	8.5
		7,570	1 in 15 miles and 30 mins	679	7,570	100.0	0	0.0	1.0	1.5
		209	1 in 110 miles and 125 m...	1	209	100.0	0	0.0	21.5	23.4

Colon and Rectal/Medica Elect/MNN001

July 7, 2025

Created by...
Medica

Medica Elect MNN001 Colon and Rectal

56 providers at 40 locations

■ All providers

Colon and Rectal

Employee Group

National Proxy Census (Medica Elect MNN001)

Provider Group

Medica Elect MNN001 Colon and Rectal (Medica Regional Service Area)

19,109 enrollee locations

◆ With access (17,797)

● Without access (1,312)

The Access Standard is defined as (National Proxy Census (Medica Elect MNN001)) enrollees accessing in:

Large Metro areas...

1 (Medica Elect MNN001 Colon and Rectal (Medica Regional Service Area)) provider in 10 miles and 20 minutes

Metro areas...

1 (Medica Elect MNN001 Colon and Rectal (Medica Regional Service Area)) provider in 30 miles and 45 minutes

Micro areas...

1 (Medica Elect MNN001 Colon and Rectal (Medica Regional Service Area)) provider in 45 miles and 60 minutes

Rural areas...

1 (Medica Elect MNN001 Colon and Rectal (Medica Regional Service Area)) provider in 60 miles and 75 minutes

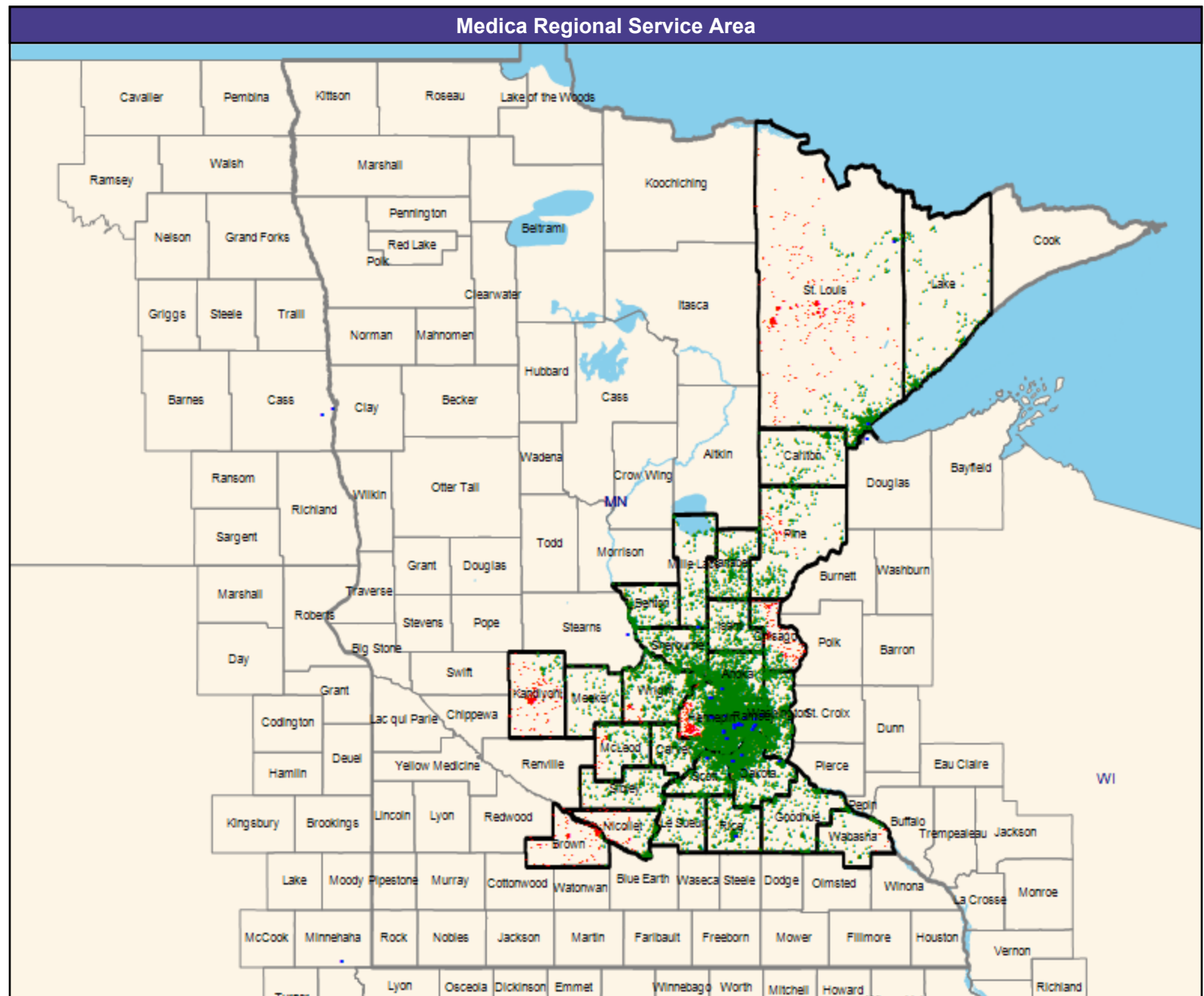
CEAC areas...

1 (Medica Elect MNN001 Colon and Rectal (Medica Regional Service Area)) provider in 100 miles and 110 minutes

Service Areas

□ Medica Elect MNN001

60.71 miles



Access Detail By County

Created by...
Medica

Access Analysis
Colon and Rectal
Enrollee / Provider Groups
National Proxy Census (Medica Elect
MNN001)
Medica Elect MNN001 Colon and
Rectal (Medica Regional Service
Area)

1 Access Standard Criteria Abbreviations:
L: Large Metro
M: Metro
I: Micro
R: Rural
C: CEAC

[illegible]

Dental Providers - Pediatric/Medica Elect/MNN001

Pediatric dental benefits are not offered by
Medica Insurance Company for Medica Elect – MNN001

Dermatology/Medica Elect/MNN001

July 7, 2025

Created by...
Medica

Medica Elect MNN001 Dermatology

483 providers at 290 locations

■ All providers

Dermatology

Employee Group

National Proxy Census (Medica Elect
MNN001)

Provider Group

Medica Elect MNN001 Dermatology
(Medica Regional Service Area)

19,109 enrollee locations

◆ With access (19,012)

● Without access (97)

The Access Standard is defined as
(National Proxy Census (Medica Elect
MNN001)) enrollees accessing in:

Large Metro areas...

1 (Medica Elect MNN001
Dermatology (Medica Regional
Service Area)) provider in 10 miles
and 20 minutes

Metro areas...

1 (Medica Elect MNN001
Dermatology (Medica Regional
Service Area)) provider in 30 miles
and 45 minutes

Micro areas...

1 (Medica Elect MNN001
Dermatology (Medica Regional
Service Area)) provider in 45 miles
and 60 minutes

Rural areas...

1 (Medica Elect MNN001
Dermatology (Medica Regional
Service Area)) provider in 60 miles
and 75 minutes

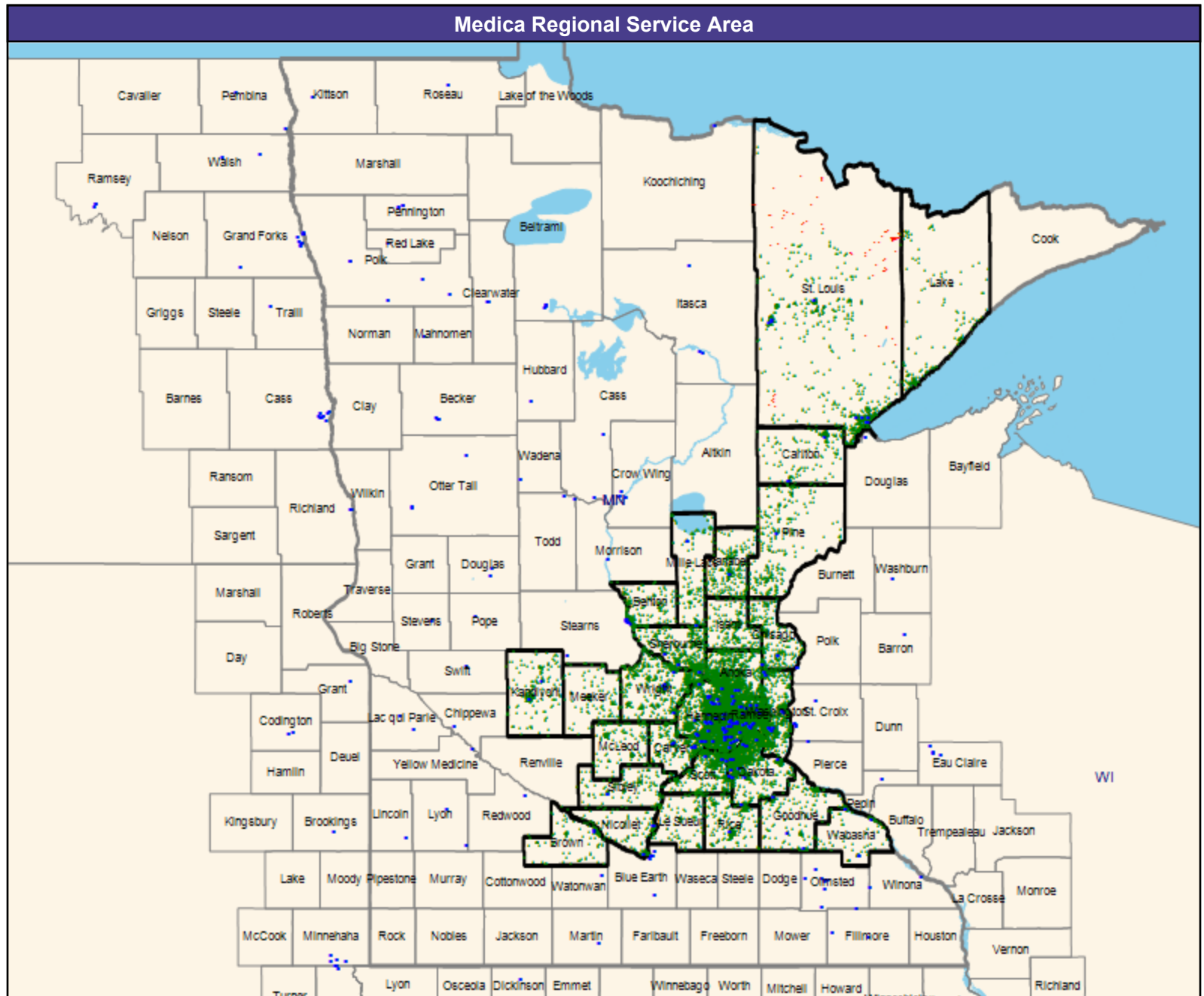
CEAC areas...

1 (Medica Elect MNN001
Dermatology (Medica Regional
Service Area)) provider in 100 miles
and 110 minutes

Service Areas

□ Medica Elect MNN001

60.71 miles



Access Detail By County

July 7, 2025

Created by...
Medica

Access Analysis

Dermatology

Enrollee / Provider Groups

National Proxy Census (Medica Elect
MNN001)

Medica Elect MNN001 Dermatology
(Medica Regional Service Area)

¹ Access Standard Criteria Abbreviations:

L: Large Metro

M: Metro

I: Micro

R: Rural

C: CEAC

[illegible]

Emergency Medicine/Medica Elect/MNN001

July 7, 2025

Created by...
Medica

Medica Elect MNN001 Emergency
Medicine

4,368 providers at 177 locations

■ All providers

Emergency Medicine

Employee Group

National Proxy Census (Medica Elect
MNN001)

Provider Group

Medica Elect MNN001 Emergency
Medicine (Medica Regional Service
Area)

19,109 enrollee locations

◆ With access (18,909)

● Without access (200)

The Access Standard is defined as
(National Proxy Census (Medica Elect
MNN001)) enrollees accessing in:

Large Metro areas...

1 (Medica Elect MNN001 Emergency
Medicine (Medica Regional Service
Area)) provider in 10 miles and 20
minutes

Metro areas...

1 (Medica Elect MNN001 Emergency
Medicine (Medica Regional Service
Area)) provider in 30 miles and 45
minutes

Micro areas...

1 (Medica Elect MNN001 Emergency
Medicine (Medica Regional Service
Area)) provider in 60 miles and 80
minutes

Rural areas...

1 (Medica Elect MNN001 Emergency
Medicine (Medica Regional Service
Area)) provider in 60 miles and 75
minutes

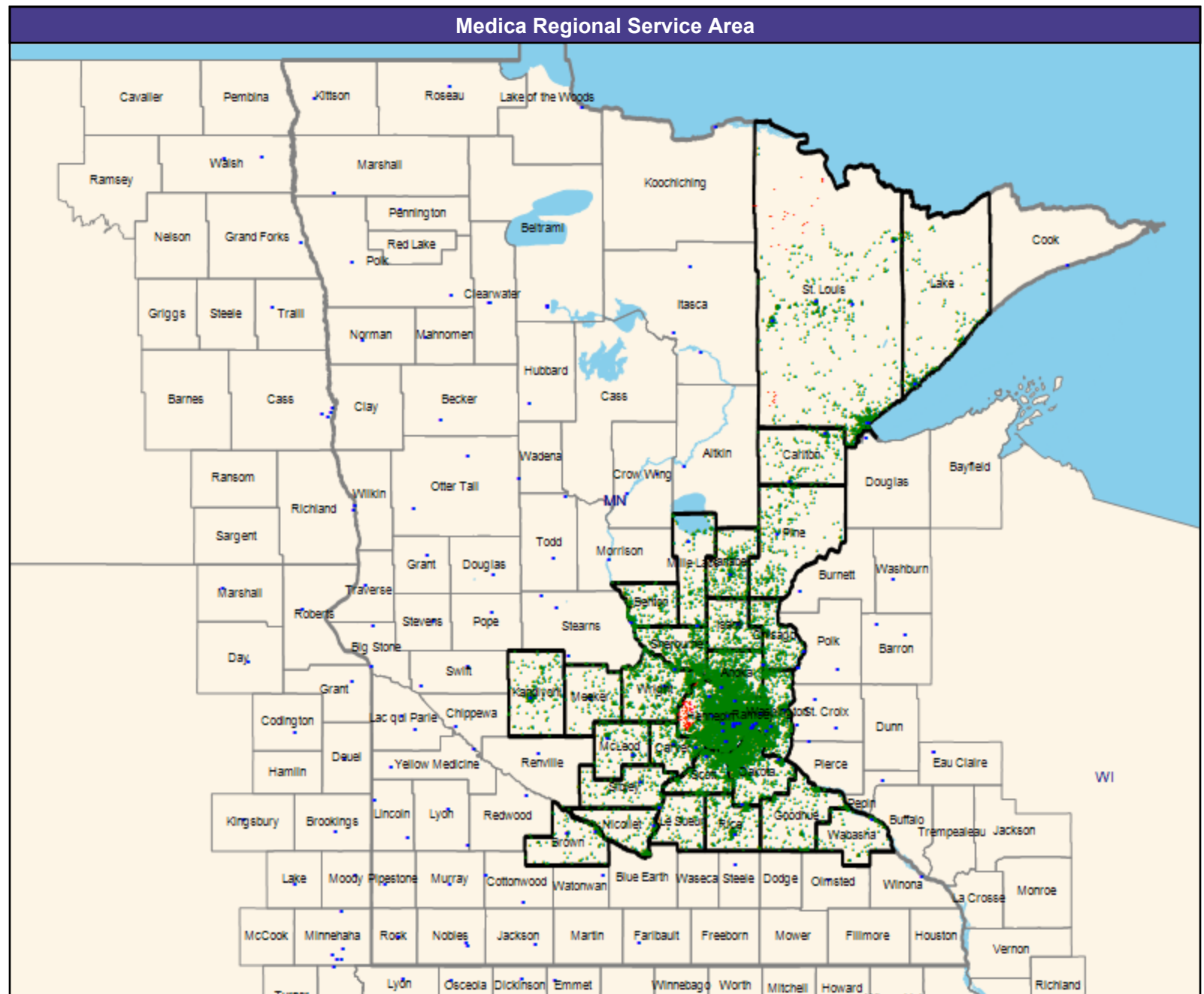
CEAC areas...

1 (Medica Elect MNN001 Emergency
Medicine (Medica Regional Service
Area)) provider in 100 miles and 110
minutes

Service Areas

□ Medica Elect MNN001

60.71 miles



Access Detail By County

Created by...
Medica

Access Analysis
Emergency Medicine
Enrollee / Provider Groups
National Proxy Census (Medica Elect
MNN001)
Medica Elect MNN001 Emergency
Medicine (Medica Regional Service
Area)

1 Access Standard Criteria Abbreviations:
L: Large Metro
M: Metro
I: Micro
R: Rural
C: CEAC

[illegible]

Endocrinology/Medica Elect/MNN001

July 7, 2025

Created by...
Medica

Medica Elect MNN001 Endocrinology
222 providers at 194 locations
■ All providers

Endocrinology

Employee Group
National Proxy Census (Medica Elect MNN001)

Provider Group
Medica Elect MNN001 Endocrinology (Medica Regional Service Area)

19,109 enrollee locations
◆ With access (19,091)
● Without access (18)

The Access Standard is defined as (National Proxy Census (Medica Elect MNN001)) enrollees accessing in:

Large Metro areas...
1 (Medica Elect MNN001 Endocrinology (Medica Regional Service Area)) provider in 15 miles and 30 minutes

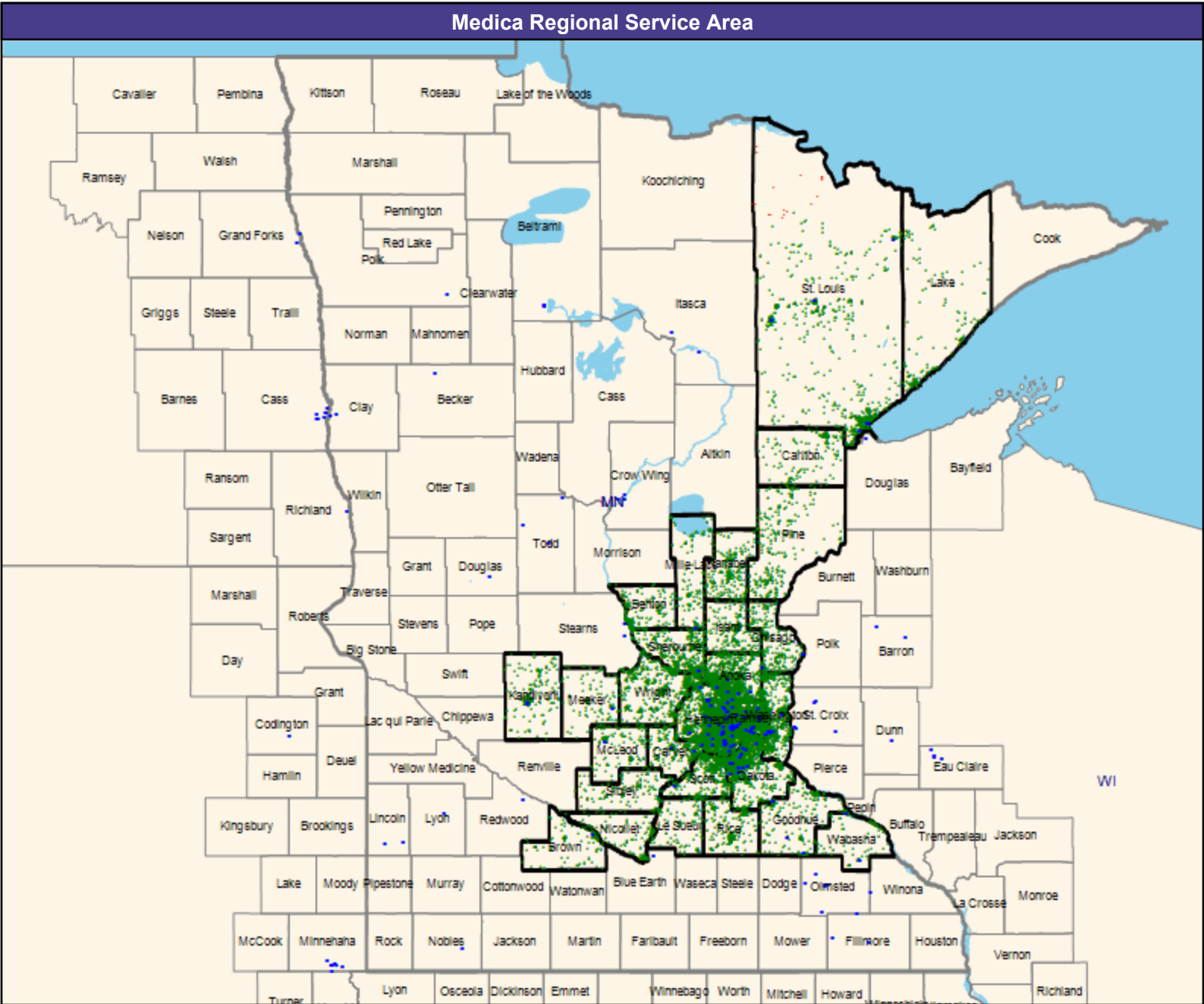
Metro areas...
1 (Medica Elect MNN001 Endocrinology (Medica Regional Service Area)) provider in 40 miles and 60 minutes

Micro areas...
1 (Medica Elect MNN001 Endocrinology (Medica Regional Service Area)) provider in 75 miles and 100 minutes

Rural areas...
1 (Medica Elect MNN001 Endocrinology (Medica Regional Service Area)) provider in 90 miles and 110 minutes

CEAC areas...
1 (Medica Elect MNN001 Endocrinology (Medica Regional Service Area)) provider in 130 miles and 145 minutes

Service Areas
☐ Medica Elect MNN001



Access Detail By County

Created by...
Medica

Access Analysis
Endocrinology
Enrollee / Provider Groups
National Proxy Census (Medica Elect
MNN001)
Medica Elect MNN001
Endocrinology (Medica Regional
Service Area)

1 Access Standard Criteria Abbreviations:
L: Large Metro
M: Metro
I: Micro
R: Rural
C: CEAC

[illegible]

ENT/Otolaryngology/Medica Elect/MNN001

July 7, 2025

Created by...
MedicaMedica Elect MNN001
ENT/Otolaryngology

364 providers at 246 locations

■ All providers

ENT/Otolaryngology

Employee Group

National Proxy Census (Medica Elect
MNN001)

Provider Group

Medica Elect MNN001
ENT/Otolaryngology (Medica Regional
Service Area)

19,109 enrollee locations

◆ With access (19,006)

● Without access (103)

The Access Standard is defined as
(National Proxy Census (Medica Elect
MNN001)) enrollees accessing in:

Large Metro areas...

1 (Medica Elect MNN001
ENT/Otolaryngology (Medica
Regional Service Area)) provider in
15 miles and 30 minutes

Metro areas...

1 (Medica Elect MNN001
ENT/Otolaryngology (Medica
Regional Service Area)) provider in
30 miles and 45 minutes

Micro areas...

1 (Medica Elect MNN001
ENT/Otolaryngology (Medica
Regional Service Area)) provider in
60 miles and 80 minutes

Rural areas...

1 (Medica Elect MNN001
ENT/Otolaryngology (Medica
Regional Service Area)) provider in
75 miles and 90 minutes

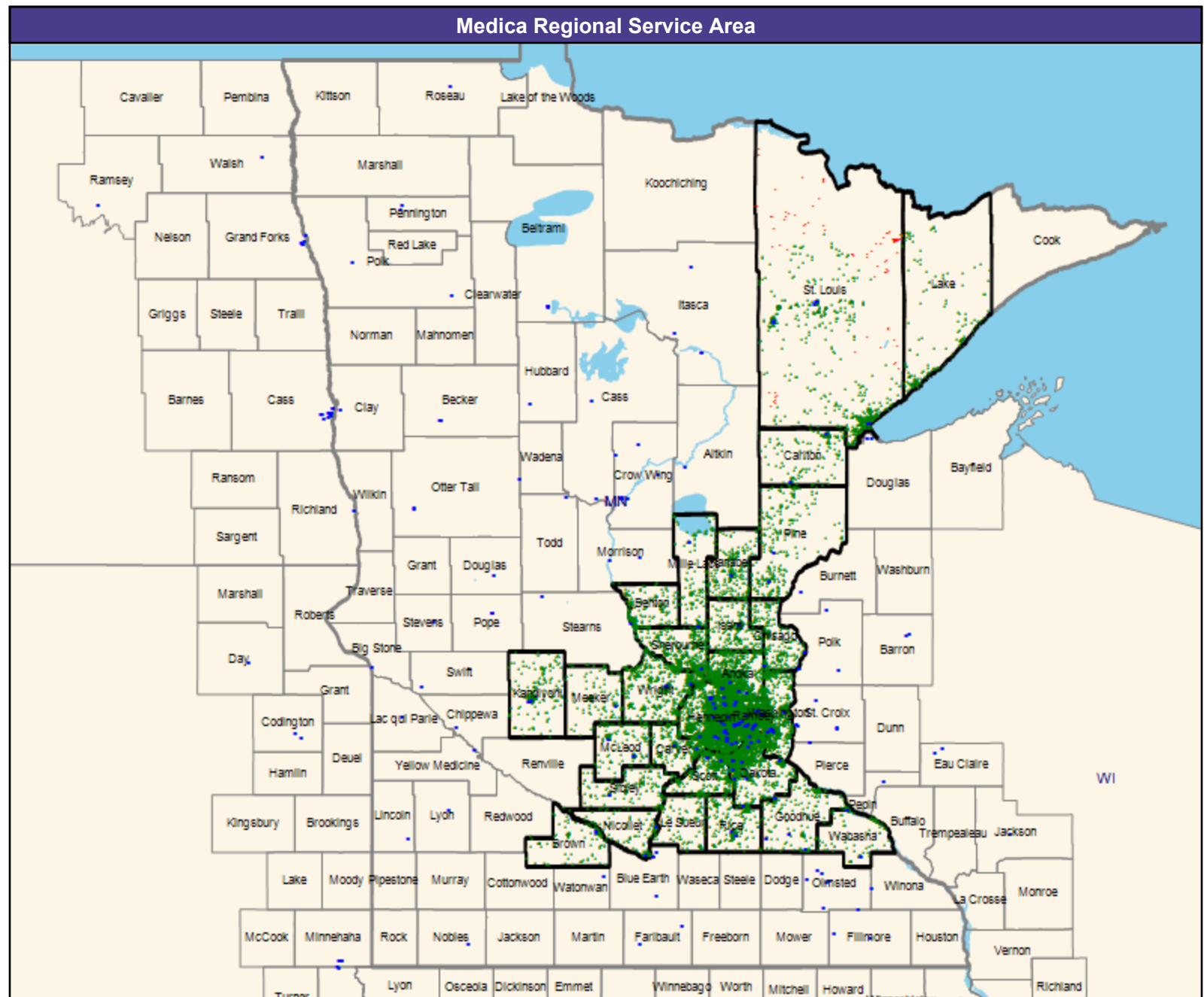
CEAC areas...

1 (Medica Elect MNN001
ENT/Otolaryngology (Medica
Regional Service Area)) provider in
110 miles and 125 minutes

Service Areas

□ Medica Elect MNN001

60.71 miles



July 7, 2025

Access Analysis
ENT/Otolaryngology

Enrollee / Provider Groups
National Proxy Census (Medica Elect
MNN001)
Medica Elect MNN001
ENT/Otolaryngology (Medica
Regional Service Area)

L: Large Metro
M: Metro
I: Micro
R: Rural
C: CEAC

[illegible]

Gastroenterology/Medica Elect/MNN001

July 7, 2025

Created by...
Medica

Medica Elect MNN001 Gastroenterology

481 providers at 159 locations

■ All providers

Gastroenterology

Employee Group

National Proxy Census (Medica Elect MNN001)

Provider Group

Medica Elect MNN001

Gastroenterology (Medica Regional Service Area)

19,109 enrollee locations

◆ With access (18,966)

● Without access (143)

The Access Standard is defined as
(National Proxy Census (Medica Elect MNN001)) enrollees accessing in:

Large Metro areas...

1 (Medica Elect MNN001
Gastroenterology (Medica Regional
Service Area)) provider in 10 miles
and 20 minutes

Metro areas...

1 (Medica Elect MNN001
Gastroenterology (Medica Regional
Service Area)) provider in 30 miles
and 45 minutes

Micro areas...

1 (Medica Elect MNN001
Gastroenterology (Medica Regional
Service Area)) provider in 45 miles
and 60 minutes

Rural areas...

1 (Medica Elect MNN001
Gastroenterology (Medica Regional
Service Area)) provider in 60 miles
and 75 minutes

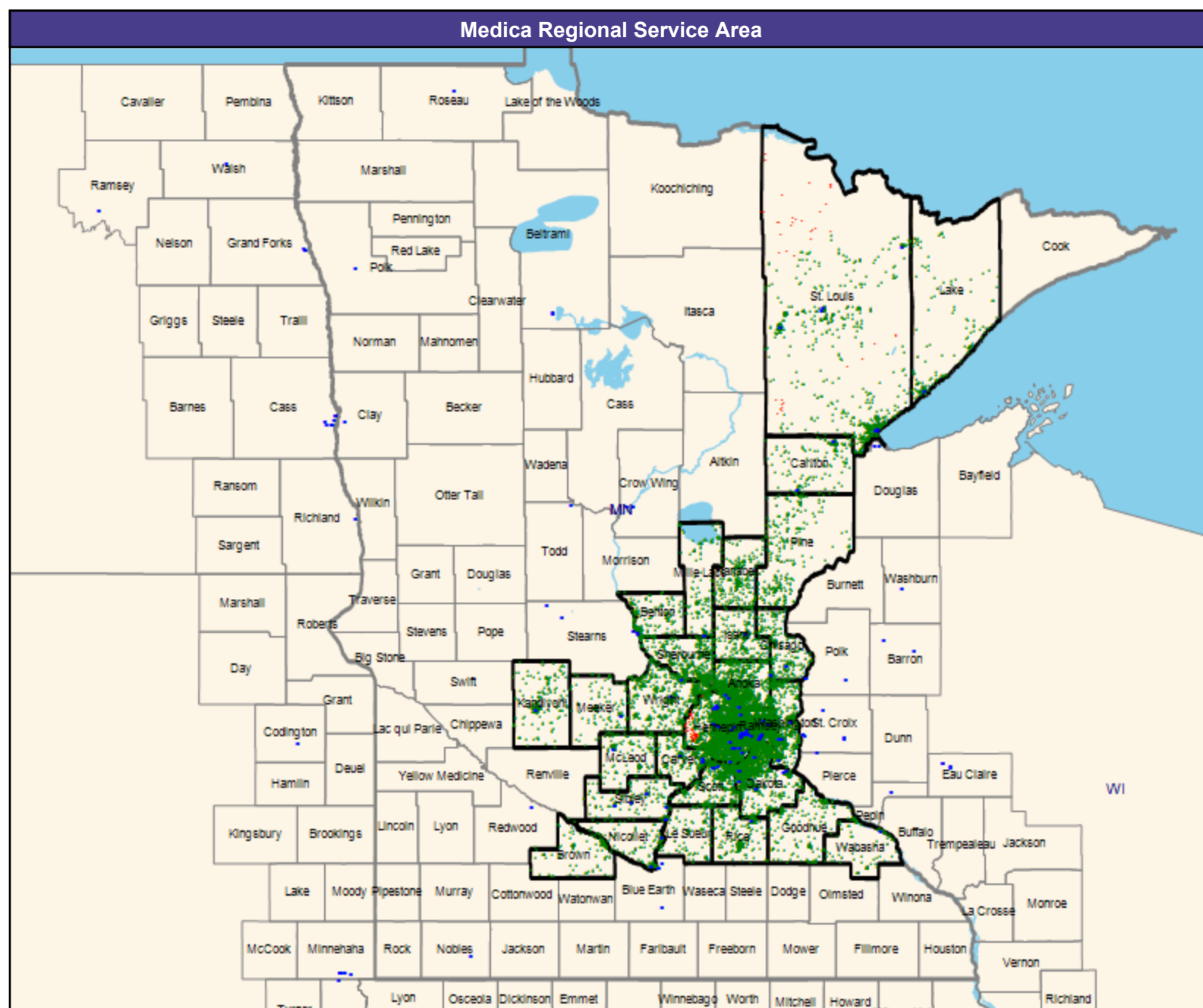
CEAC areas...

1 (Medica Elect MNN001
Gastroenterology (Medica Regional
Service Area)) provider in 100 miles
and 110 minutes

Service Areas

□ Medica Elect MNN001

60.71 miles



Access Detail By County

July 7, 2025

Created by...
MedicaAccess Analysis
Gastroenterology
Enrollee / Provider Groups
National Proxy Census (Medica Elect
MNN001)
Medica Elect MNN001
Gastroenterology (Medica Regional
Service Area)¹ Access Standard Criteria Abbreviations:L: Large Metro
M: Metro
I: Micro
R: Rural
C: CEAC

All Enrollees										
State Name	County	Enrollee	Provider	Counts	With Access		Without Access		Average Distance	Average Time
		#	Standard ¹	#	#	%	#	%	1	1
Minnesota	Anoka	1,761	1 in 30 miles and 45 mins	149	1,761	100.0	0	0.0	5.6	6.8
	Benton	242	1 in 45 miles and 60 mins	0	242	100.0	0	0.0	8.9	10.5
	Brown	138	1 in 60 miles and 75 mins	0	138	100.0	0	0.0	24.0	26.1
	Carlton	177	1 in 60 miles and 75 mins	3	177	100.0	0	0.0	7.2	7.8
	Carver	400	1 in 30 miles and 45 mins	23	400	100.0	0	0.0	5.5	6.1
	Chisago	270	1 in 30 miles and 45 mins	3	270	100.0	0	0.0	9.0	9.8
	Dakota	1,846	1 in 30 miles and 45 mins	191	1,846	100.0	0	0.0	4.2	5.5
	Goodhue	225	1 in 45 miles and 60 mins	0	225	100.0	0	0.0	22.9	24.9
	Hennepin	5,023	1 in 10 miles and 20 mins	742	4,921	98.0	102	2.0	3.3	5.0
	Isanti	232	1 in 45 miles and 60 mins	1	232	100.0	0	0.0	7.3	7.9
	Kanabec	351	1 in 60 miles and 75 mins	0	351	100.0	0	0.0	24.3	26.5
	Kandiyohi	233	1 in 45 miles and 60 mins	1	233	100.0	0	0.0	8.6	9.3
	Lake	209	1 in 100 miles and 110 m...	1	209	100.0	0	0.0	16.2	17.6
	Le Sueur	138	1 in 45 miles and 60 mins	3	138	100.0	0	0.0	12.7	13.8
	McLeod	189	1 in 45 miles and 60 mins	3	189	100.0	0	0.0	9.2	10.0
	Meeker	125	1 in 60 miles and 75 mins	1	125	100.0	0	0.0	13.0	14.1
	Mille Lacs	148	1 in 60 miles and 75 mins	0	148	100.0	0	0.0	19.0	20.7
	Nicollet	162	1 in 45 miles and 60 mins	4	162	100.0	0	0.0	5.9	6.4
	Pine	293	1 in 60 miles and 75 mins	0	293	100.0	0	0.0	23.8	26.0
	Ramsey	2,547	1 in 10 miles and 20 mins	203	2,547	100.0	0	0.0	2.8	4.5
	Rice	319	1 in 30 miles and 45 mins	1	319	100.0	0	0.0	11.6	12.6
	Scott	612	1 in 30 miles and 45 mins	16	612	100.0	0	0.0	6.3	7.0
	Sherburne	505	1 in 30 miles and 45 mins	3	505	100.0	0	0.0	9.0	9.9
	Sibley	164	1 in 60 miles and 75 mins	6	164	100.0	0	0.0	5.1	5.5
	St. Louis	912	1 in 30 miles and 45 mins	68	871	95.5	41	4.5	9.2	10.6
	Wabasha	105	1 in 60 miles and 75 mins	1	105	100.0	0	0.0	15.2	16.5
	Washington	1,042	1 in 30 miles and 45 mins	150	1,042	100.0	0	0.0	4.2	5.1
	Wright	741	1 in 30 miles and 45 mins	2	741	100.0	0	0.0	8.9	9.8
	Grand Totals	8,408	1 in 30 miles and 45 mins	606	8,367	99.5	41	0.5	6.4	7.5
		1,421	1 in 45 miles and 60 mins	12	1,421	100.0	0	0.0	10.9	11.9
		1,501	1 in 60 miles and 75 mins	11	1,501	100.0	0	0.0	18.0	19.6
		7,570	1 in 10 miles and 20 mins	945	7,468	98.7	102	1.3	3.1	4.8
		209	1 in 100 miles and 110 m...	1	209	100.0	0	0.0	16.2	17.6

General Surgery/Medica Elect/MNN001

July 7, 2025

Created by...
Medica

Medica Elect MNN001 General Surgery
1,012 providers at 457 locations
■ All providers

General Surgery

Employee Group
National Proxy Census (Medica Elect MNN001)

Provider Group
Medica Elect MNN001 General Surgery (Medica Regional Service Area)

19,109 enrollee locations
◆ With access (18,984)
● Without access (125)

The Access Standard is defined as (National Proxy Census (Medica Elect MNN001)) enrollees accessing in:

Large Metro areas...
1 (Medica Elect MNN001 General Surgery (Medica Regional Service Area)) provider in 10 miles and 20 minutes

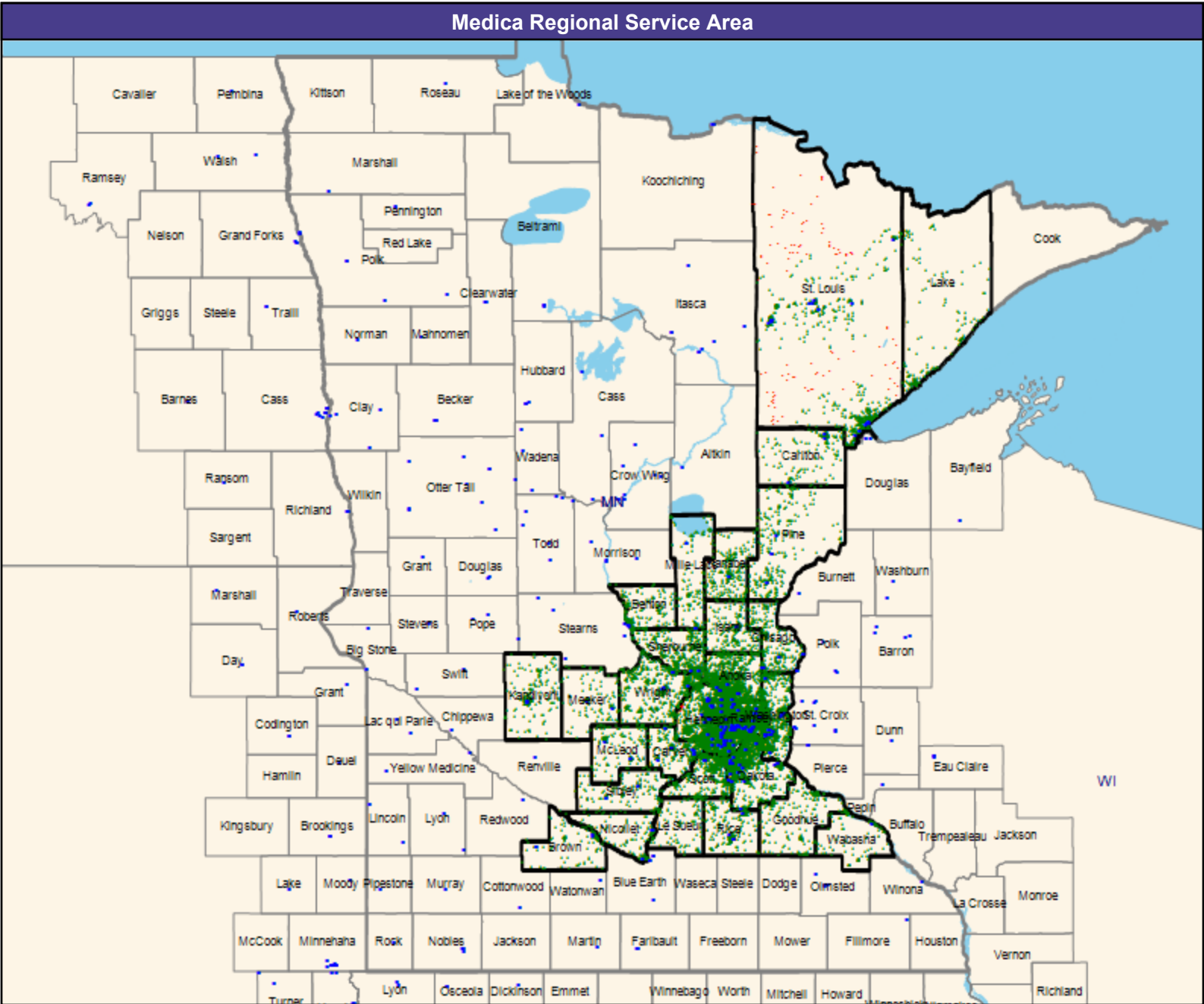
Metro areas...
1 (Medica Elect MNN001 General Surgery (Medica Regional Service Area)) provider in 20 miles and 30 minutes

Micro areas...
1 (Medica Elect MNN001 General Surgery (Medica Regional Service Area)) provider in 35 miles and 50 minutes

Rural areas...
1 (Medica Elect MNN001 General Surgery (Medica Regional Service Area)) provider in 60 miles and 75 minutes

CEAC areas...
1 (Medica Elect MNN001 General Surgery (Medica Regional Service Area)) provider in 85 miles and 95 minutes

Service Areas
☐ Medica Elect MNN001



Access Detail By County

Created by...
Medica

Access Analysis
General Surgery
Enrollee / Provider Groups
National Proxy Census (Medica Elect
MNN001)
Medica Elect MNN001 General
Surgery (Medica Regional Service
Area)

1 Access Standard Criteria Abbreviations:
L: Large Metro
M: Metro
I: Micro
R: Rural
C: CEAC

[illegible]

Gynecology, OB/GYN/Medica Elect/MNN001

July 7, 2025

Created by...
Medica

Medica Elect MNN001 Gynecology,
OB/GYN

1,630 providers at 602 locations

■ All providers

Gynecology, OB/GYN

Employee Group

National Proxy Census (Medica Elect
MNN001)

Provider Group

Medica Elect MNN001 Gynecology,
OB/GYN (Medica Regional Service
Area)

19,109 enrollee locations

◆ With access (18,386)

● Without access (723)

The Access Standard is defined as
(National Proxy Census (Medica Elect
MNN001)) enrollees accessing in:

Large Metro areas...

1 (Medica Elect MNN001
Gynecology, OB/GYN (Medica
Regional Service Area)) provider in 5
miles and 10 minutes

Metro areas...

1 (Medica Elect MNN001
Gynecology, OB/GYN (Medica
Regional Service Area)) provider in
10 miles and 15 minutes

Micro areas...

1 (Medica Elect MNN001
Gynecology, OB/GYN (Medica
Regional Service Area)) provider in
20 miles and 30 minutes

Rural areas...

1 (Medica Elect MNN001
Gynecology, OB/GYN (Medica
Regional Service Area)) provider in
30 miles and 40 minutes

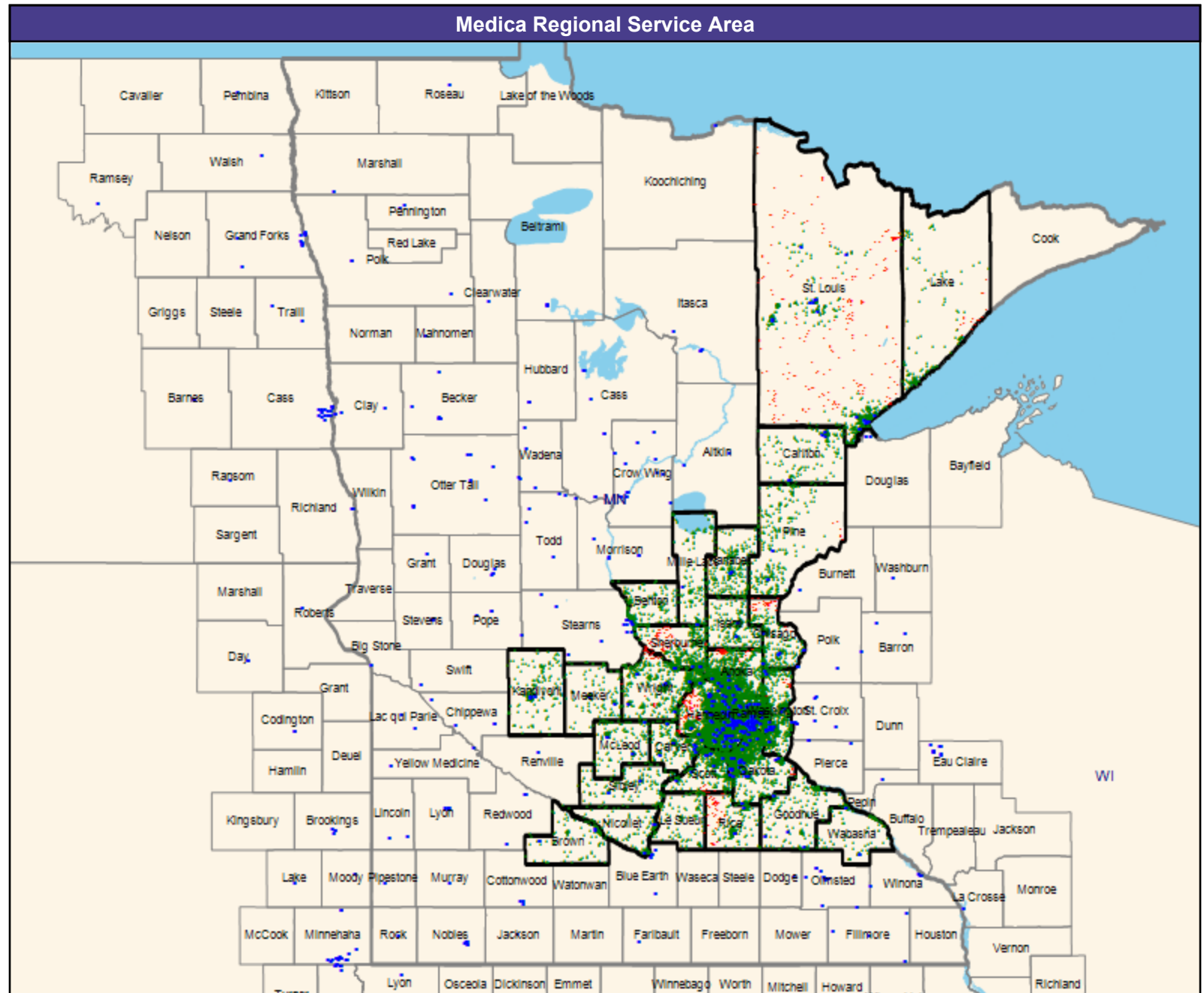
CEAC areas...

1 (Medica Elect MNN001
Gynecology, OB/GYN (Medica
Regional Service Area)) provider in
60 miles and 70 minutes

Service Areas

□ Medica Elect MNN001

60.71 miles



Access Detail By County

July 7, 2025

Created by...
MedicaAccess Analysis
Gynecology, OB/GYN
Enrollee / Provider Groups
National Proxy Census (Medica Elect MNN001)
Medica Elect MNN001 Gynecology, OB/GYN (Medica Regional Service Area)¹ Access Standard Criteria Abbreviations:L: Large Metro
M: Metro
I: Micro
R: Rural
C: CEAC

All Enrollees										
State Name	County	Enrollee	Provider	Counts	With Access		Without Access		Average Distance	Average Time
		#	Standard ¹	#	#	%	#	%	1	1
Minnesota	Anoka	1,761	1 in 10 miles and 15 mins	236	1,716	97.4	45	2.6	3.3	4.0
	Benton	242	1 in 20 miles and 30 mins	59	242	100.0	0	0.0	7.2	7.8
	Brown	138	1 in 30 miles and 40 mins	50	138	100.0	0	0.0	6.9	7.5
	Carlton	177	1 in 30 miles and 40 mins	21	177	100.0	0	0.0	6.1	6.6
	Carver	400	1 in 10 miles and 15 mins	115	400	100.0	0	0.0	2.4	2.7
	Chisago	270	1 in 10 miles and 15 mins	46	225	83.3	45	16.7	5.2	5.6
	Dakota	1,846	1 in 10 miles and 15 mins	501	1,837	99.5	9	0.5	2.4	3.0
	Goodhue	225	1 in 20 miles and 30 mins	37	225	100.0	0	0.0	9.5	10.4
	Hennepin	5,023	1 in 5 miles and 10 mins	1,878	4,886	97.3	137	2.7	1.7	2.6
	Isanti	232	1 in 20 miles and 30 mins	34	232	100.0	0	0.0	5.5	5.9
	Kanabec	351	1 in 30 miles and 40 mins	4	351	100.0	0	0.0	6.3	6.8
	Kandiyohi	233	1 in 20 miles and 30 mins	65	233	100.0	0	0.0	6.3	6.8
	Lake	209	1 in 60 miles and 70 mins	0	192	91.9	17	8.1	38.9	42.4
	Le Sueur	138	1 in 20 miles and 30 mins	0	138	100.0	0	0.0	13.1	14.2
	McLeod	189	1 in 20 miles and 30 mins	21	189	100.0	0	0.0	4.3	4.7
	Meeker	125	1 in 30 miles and 40 mins	3	125	100.0	0	0.0	6.1	6.6
	Mille Lacs	148	1 in 30 miles and 40 mins	1	148	100.0	0	0.0	10.1	11.0
	Nicollet	162	1 in 20 miles and 30 mins	13	162	100.0	0	0.0	4.8	5.1
	Pine	293	1 in 30 miles and 40 mins	7	286	97.6	7	2.4	9.1	9.9
	Ramsey	2,547	1 in 5 miles and 10 mins	1,035	2,545	99.9	2	0.1	1.2	1.8
	Rice	319	1 in 10 miles and 15 mins	11	254	79.6	65	20.4	5.2	5.6
	Scott	612	1 in 10 miles and 15 mins	78	586	95.8	26	4.2	3.0	3.3
	Sherburne	505	1 in 10 miles and 15 mins	41	416	82.4	89	17.6	5.8	6.3
	Sibley	164	1 in 30 miles and 40 mins	10	164	100.0	0	0.0	6.8	7.4
	St. Louis	912	1 in 10 miles and 15 mins	219	670	73.5	242	26.5	7.4	8.1
	Wabasha	105	1 in 30 miles and 40 mins	10	105	100.0	0	0.0	8.7	9.4
	Washington	1,042	1 in 10 miles and 15 mins	298	1,032	99.0	10	1.0	2.9	3.5
	Wright	741	1 in 10 miles and 15 mins	77	712	96.1	29	3.9	3.9	4.2
	Grand Totals	8,408	1 in 10 miles and 15 mins	1,622	7,848	93.3	560	6.7	3.8	4.3
		1,421	1 in 20 miles and 30 mins	229	1,421	100.0	0	0.0	7.0	7.6
		1,501	1 in 30 miles and 40 mins	106	1,494	99.5	7	0.5	7.4	8.1
		7,570	1 in 5 miles and 10 mins	2,913	7,431	98.2	139	1.8	1.5	2.3
		209	1 in 60 miles and 70 mins	0	192	91.9	17	8.1	38.9	42.4

Infectious Diseases/Medica Elect/MNN001

July 7, 2025

Created by...
MedicaMedica Elect MNN001 Infectious
Diseases

229 providers at 120 locations

■ All providers

Infectious Diseases

Employee Group

National Proxy Census (Medica Elect
MNN001)

Provider Group

Medica Elect MNN001 Infectious
Diseases (Medica Regional Service
Area)

19,109 enrollee locations

◆ With access (19,047)

● Without access (62)

The Access Standard is defined as
(National Proxy Census (Medica Elect
MNN001)) enrollees accessing in:

Large Metro areas...

1 (Medica Elect MNN001 Infectious
Diseases (Medica Regional Service
Area)) provider in 15 miles and 30
minutes

Metro areas...

1 (Medica Elect MNN001 Infectious
Diseases (Medica Regional Service
Area)) provider in 40 miles and 60
minutes

Micro areas...

1 (Medica Elect MNN001 Infectious
Diseases (Medica Regional Service
Area)) provider in 75 miles and 100
minutes

Rural areas...

1 (Medica Elect MNN001 Infectious
Diseases (Medica Regional Service
Area)) provider in 90 miles and 110
minutes

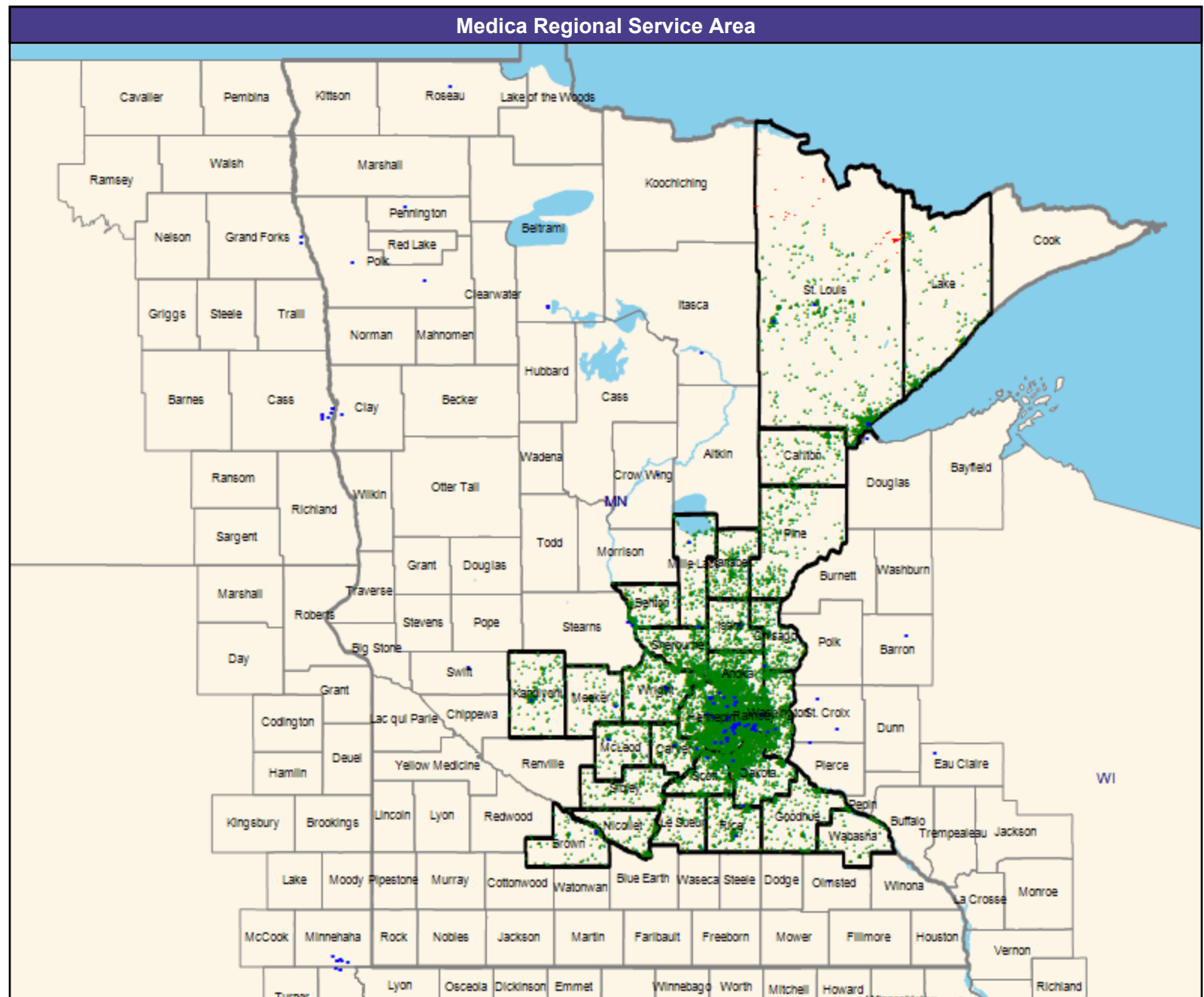
CEAC areas...

1 (Medica Elect MNN001 Infectious
Diseases (Medica Regional Service
Area)) provider in 130 miles and 145
minutes

Service Areas

□ Medica Elect MNN001

60.71 miles



© 2025 Quest Analytics, LLC.

Access Detail By County

July 7, 2025

Created by...
MedicaAccess Analysis
Mental Health Providers (outpatient
therapy)Enrollee / Provider Groups
National Proxy Census (Medica Elect
MNN001)
Medica Elect MNN001 Mental
Health Providers (outpatient
therapy) (Medica Regional Service
Area)¹ Access Standard Criteria Abbreviations:L: Large Metro
M: Metro
I: Micro
R: Rural
C: CEAC

All Enrollees										
State Name	County	Enrollee	Provider	Counts	With Access		Without Access		Average Distance	Average Time
		#	Standard ¹	#	#	%	#	%	1	1
Minnesota	Anoka	1,761	1 in 10 miles and 15 mins	765	1,717	97.5	44	2.5	2.7	3.2
	Benton	242	1 in 20 miles and 30 mins	4	242	100.0	0	0.0	6.5	7.0
	Brown	138	1 in 30 miles and 40 mins	26	138	100.0	0	0.0	3.8	4.1
	Carlton	177	1 in 30 miles and 40 mins	2	177	100.0	0	0.0	7.1	7.7
	Carver	400	1 in 10 miles and 15 mins	100	379	94.8	21	5.2	3.5	3.8
	Chisago	270	1 in 10 miles and 15 mins	42	217	80.4	53	19.6	5.7	6.1
	Dakota	1,846	1 in 10 miles and 15 mins	857	1,843	99.8	3	0.2	1.6	2.0
	Goodhue	225	1 in 20 miles and 30 mins	91	225	100.0	0	0.0	5.5	5.9
	Hennepin	5,023	1 in 5 miles and 10 mins	4,456	4,925	98.0	98	2.0	1.1	1.6
	Isanti	232	1 in 20 miles and 30 mins	101	232	100.0	0	0.0	4.5	4.9
	Kanabec	351	1 in 30 miles and 40 mins	0	321	91.5	30	8.5	21.7	23.6
	Kandiyohi	233	1 in 20 miles and 30 mins	42	222	95.3	11	4.7	7.2	7.9
	Lake	209	1 in 60 miles and 70 mins	1	209	100.0	0	0.0	18.1	19.6
	Le Sueur	138	1 in 20 miles and 30 mins	4	138	100.0	0	0.0	7.1	7.7
	McLeod	189	1 in 20 miles and 30 mins	130	189	100.0	0	0.0	7.7	8.3
	Meeker	125	1 in 30 miles and 40 mins	4	125	100.0	0	0.0	6.5	7.0
	Mille Lacs	148	1 in 30 miles and 40 mins	3	137	92.6	11	7.4	11.1	12.0
	Nicollet	162	1 in 20 miles and 30 mins	7	162	100.0	0	0.0	3.9	4.2
	Pine	293	1 in 30 miles and 40 mins	1	277	94.5	16	5.5	19.9	21.6
	Ramsey	2,547	1 in 5 miles and 10 mins	1,559	2,547	100.0	0	0.0	0.8	1.3
	Rice	319	1 in 10 miles and 15 mins	45	256	80.3	63	19.7	4.9	5.3
	Scott	612	1 in 10 miles and 15 mins	98	612	100.0	0	0.0	3.0	3.3
	Sherburne	505	1 in 10 miles and 15 mins	144	472	93.5	33	6.5	4.6	5.0
	Sibley	164	1 in 30 miles and 40 mins	6	164	100.0	0	0.0	6.3	6.9
	St. Louis	912	1 in 10 miles and 15 mins	393	769	84.3	143	15.7	4.8	5.3
	Wabasha	105	1 in 30 miles and 40 mins	1	105	100.0	0	0.0	13.9	15.2
	Washington	1,042	1 in 10 miles and 15 mins	869	1,042	100.0	0	0.0	2.1	2.4
	Wright	741	1 in 10 miles and 15 mins	209	740	99.9	1	0.1	2.9	3.1
Grand Totals		8,408	1 in 10 miles and 15 mins	3,522	8,047	95.7	361	4.3	3.0	3.4
		1,421	1 in 20 miles and 30 mins	379	1,410	99.2	11	0.8	6.0	6.6
		1,501	1 in 30 miles and 40 mins	43	1,444	96.2	57	3.8	13.4	14.6
		7,570	1 in 5 miles and 10 mins	6,015	7,472	98.7	98	1.3	1.0	1.5
		209	1 in 60 miles and 70 mins	1	209	100.0	0	0.0	18.1	19.6

Mental Health Provider Prescribers/Medica Elect/MNN001

July 7, 2025

Created by...
MedicaMedica Elect MNN001 Mental Health
Provider Prescribers

1,319 providers at 457 locations

■ All providers

Mental Health Provider Prescribers

Employee Group

National Proxy Census (Medica Elect
MNN001)

Provider Group

Medica Elect MNN001 Mental Health
Provider Prescribers (Medica Regional
Service Area)

19,109 enrollee locations

◆ With access (19,092)

● Without access (17)

The Access Standard is defined as
(National Proxy Census (Medica Elect
MNN001)) enrollees accessing in:

Large Metro areas...

1 (Medica Elect MNN001 Mental
Health Provider Prescribers (Medica
Regional Service Area)) provider in
10 miles and 20 minutes

Metro areas...

1 (Medica Elect MNN001 Mental
Health Provider Prescribers (Medica
Regional Service Area)) provider in
30 miles and 45 minutes

Micro areas...

1 (Medica Elect MNN001 Mental
Health Provider Prescribers (Medica
Regional Service Area)) provider in
45 miles and 60 minutes

Rural areas...

1 (Medica Elect MNN001 Mental
Health Provider Prescribers (Medica
Regional Service Area)) provider in
60 miles and 75 minutes

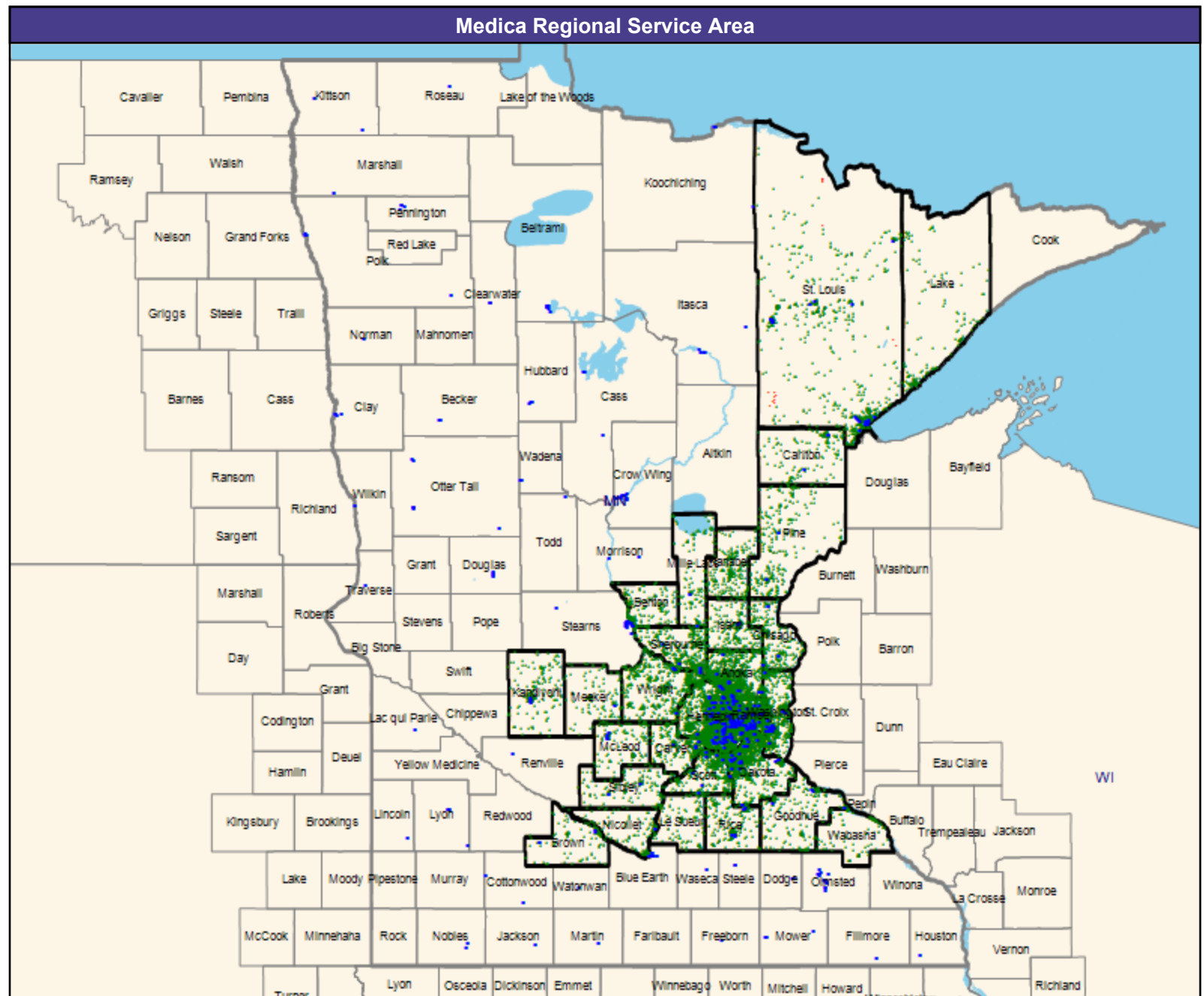
CEAC areas...

1 (Medica Elect MNN001 Mental
Health Provider Prescribers (Medica
Regional Service Area)) provider in
100 miles and 110 minutes

Service Areas

□ Medica Elect MNN001

60.71 miles



Access Detail By County

Created by...
Medica

1 Access Standard Criteria Abbreviations:
L: Large Metro
M: Metro
I: Micro
R: Rural
C: CEAC

[illegible]

Nephrology/Medica Elect/MNN001

July 7, 2025

Created by...
Medica

Medica Elect MNN001 Nephrology

302 providers at 212 locations

■ All providers

Nephrology

Employee Group

National Proxy Census (Medica Elect MNN001)

Provider Group

Medica Elect MNN001 Nephrology
(Medica Regional Service Area)

19,109 enrollee locations

◆ With access (19,006)

● Without access (103)

The Access Standard is defined as
(National Proxy Census (Medica Elect MNN001)) enrollees accessing in:

Large Metro areas...

1 (Medica Elect MNN001 Nephrology
(Medica Regional Service Area))
provider in 15 miles and 30 minutes

Metro areas...

1 (Medica Elect MNN001 Nephrology
(Medica Regional Service Area))
provider in 30 miles and 45 minutes

Micro areas...

1 (Medica Elect MNN001 Nephrology
(Medica Regional Service Area))
provider in 60 miles and 80 minutes

Rural areas...

1 (Medica Elect MNN001 Nephrology
(Medica Regional Service Area))
provider in 75 miles and 90 minutes

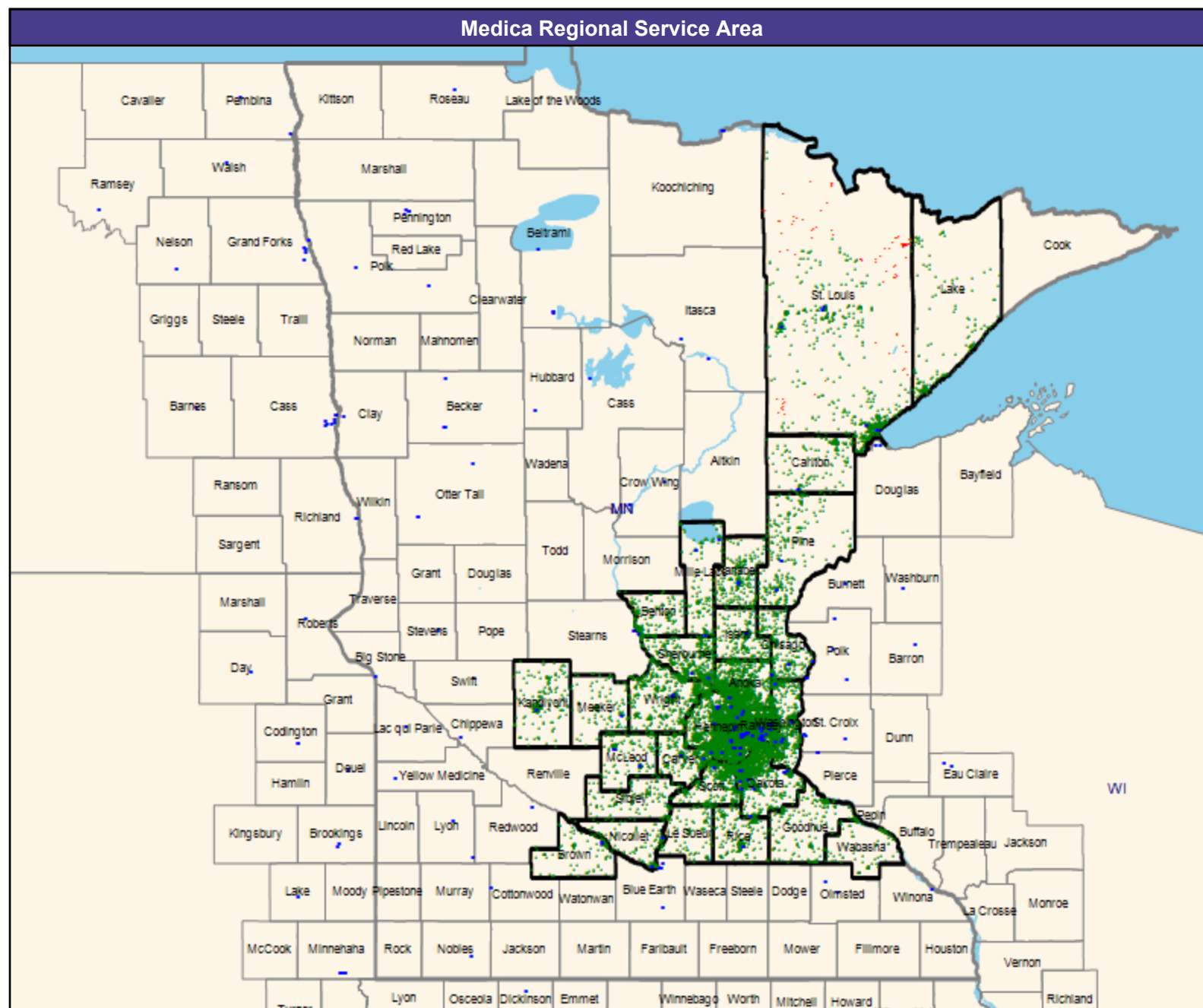
CEAC areas...

1 (Medica Elect MNN001 Nephrology
(Medica Regional Service Area))
provider in 110 miles and 125
minutes

Service Areas

□ Medica Elect MNN001

60.71 miles



Access Detail By County

July 7, 2025

Created by...
MedicaAccess Analysis
Nephrology
Enrollee / Provider Groups
National Proxy Census (Medica Elect
MNN001)
Medica Elect MNN001 Nephrology
(Medica Regional Service Area)¹ Access Standard Criteria Abbreviations:
L: Large Metro
M: Metro
I: Micro
R: Rural
C: CEAC

All Enrollees										
State Name	County	Enrollee	Provider	Counts	With Access		Without Access		Average Distance	Average Time
		#	Standard ¹	#	#	%	#	%	1	1
Minnesota	Anoka	1,761	1 in 30 miles and 45 mins	8	1,761	100.0	0	0.0	6.0	7.7
	Benton	242	1 in 60 miles and 80 mins	0	242	100.0	0	0.0	9.0	10.0
	Brown	138	1 in 75 miles and 90 mins	3	138	100.0	0	0.0	11.0	12.0
	Carlton	177	1 in 75 miles and 90 mins	1	177	100.0	0	0.0	15.4	16.7
	Carver	400	1 in 30 miles and 45 mins	6	400	100.0	0	0.0	5.1	5.6
	Chisago	270	1 in 30 miles and 45 mins	2	270	100.0	0	0.0	7.7	8.4
	Dakota	1,846	1 in 30 miles and 45 mins	61	1,846	100.0	0	0.0	4.5	6.0
	Goodhue	225	1 in 60 miles and 80 mins	0	225	100.0	0	0.0	20.2	22.5
	Hennepin	5,023	1 in 15 miles and 30 mins	419	5,023	100.0	0	0.0	3.2	4.8
	Isanti	232	1 in 60 miles and 80 mins	1	232	100.0	0	0.0	7.3	7.9
	Kanabec	351	1 in 75 miles and 90 mins	2	351	100.0	0	0.0	5.9	6.4
	Kandiyohi	233	1 in 60 miles and 80 mins	1	233	100.0	0	0.0	8.7	9.4
	Lake	209	1 in 110 miles and 125 m...	0	209	100.0	0	0.0	45.7	51.2
	Le Sueur	138	1 in 60 miles and 80 mins	0	138	100.0	0	0.0	14.8	16.1
	McLeod	189	1 in 60 miles and 80 mins	5	189	100.0	0	0.0	6.0	6.5
	Meeker	125	1 in 75 miles and 90 mins	1	125	100.0	0	0.0	13.0	14.1
	Mille Lacs	148	1 in 75 miles and 90 mins	2	148	100.0	0	0.0	8.4	9.2
	Nicollet	162	1 in 60 miles and 80 mins	4	162	100.0	0	0.0	5.2	5.6
	Pine	293	1 in 75 miles and 90 mins	2	293	100.0	0	0.0	8.7	9.5
	Ramsey	2,547	1 in 15 miles and 30 mins	108	2,547	100.0	0	0.0	2.4	3.8
Grand Totals	Rice	319	1 in 30 miles and 45 mins	12	319	100.0	0	0.0	5.8	6.3
	Scott	612	1 in 30 miles and 45 mins	13	612	100.0	0	0.0	6.9	7.7
	Sherburne	505	1 in 30 miles and 45 mins	4	505	100.0	0	0.0	6.3	7.0
	Sibley	164	1 in 75 miles and 90 mins	0	164	100.0	0	0.0	15.9	17.3
	St. Louis	912	1 in 30 miles and 45 mins	48	809	88.7	103	11.3	11.7	13.0
	Wabasha	105	1 in 75 miles and 90 mins	0	105	100.0	0	0.0	27.6	30.2
	Washington	1,042	1 in 30 miles and 45 mins	24	1,042	100.0	0	0.0	4.0	4.8
	Wright	741	1 in 30 miles and 45 mins	4	741	100.0	0	0.0	8.7	9.6
		8,408	1 in 30 miles and 45 mins	182	8,305	98.8	103	1.2	6.4	7.5
		1,421	1 in 60 miles and 80 mins	11	1,421	100.0	0	0.0	10.2	11.2
		1,501	1 in 75 miles and 90 mins	11	1,501	100.0	0	0.0	11.5	12.5
		7,570	1 in 15 miles and 30 mins	527	7,570	100.0	0	0.0	2.9	4.5
		209	1 in 110 miles and 125 m...	0	209	100.0	0	0.0	45.7	51.2

Neurology/Medica Elect/MNN001

July 7, 2025

Created by...
Medica

Medica Elect MNN001 Neurology

749 providers at 242 locations

■ All providers

Neurology

Employee Group

National Proxy Census (Medica Elect MNN001)

Provider Group

Medica Elect MNN001 Neurology
(Medica Regional Service Area)

19,109 enrollee locations

◆ With access (18,971)

● Without access (138)

The Access Standard is defined as
(National Proxy Census (Medica Elect MNN001)) enrollees accessing in:

Large Metro areas...

1 (Medica Elect MNN001 Neurology
(Medica Regional Service Area))
provider in 10 miles and 20 minutes

Metro areas...

1 (Medica Elect MNN001 Neurology
(Medica Regional Service Area))
provider in 30 miles and 45 minutes

Micro areas...

1 (Medica Elect MNN001 Neurology
(Medica Regional Service Area))
provider in 45 miles and 60 minutes

Rural areas...

1 (Medica Elect MNN001 Neurology
(Medica Regional Service Area))
provider in 60 miles and 75 minutes

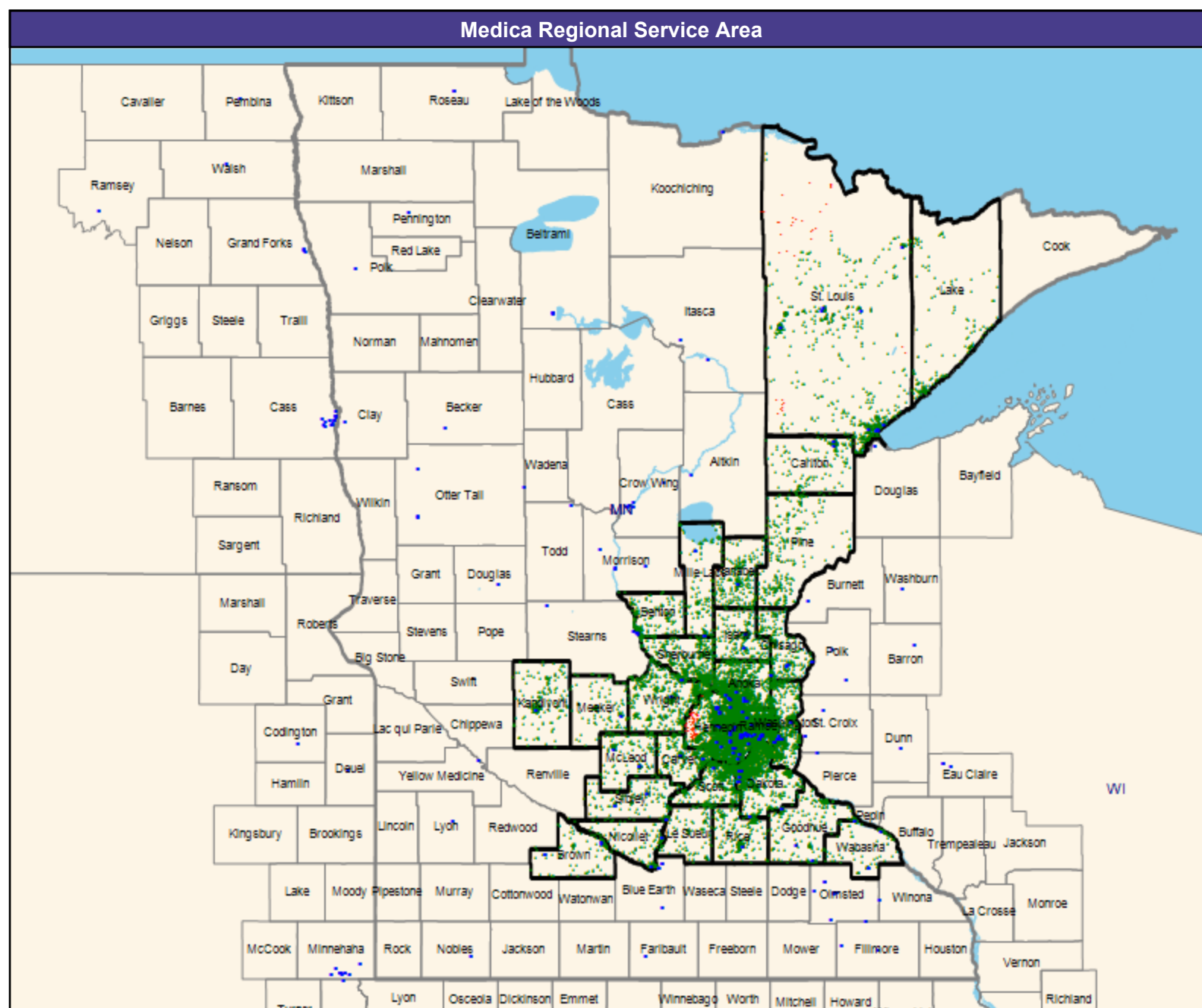
CEAC areas...

1 (Medica Elect MNN001 Neurology
(Medica Regional Service Area))
provider in 100 miles and 110
minutes

Service Areas

□ Medica Elect MNN001

60.71 miles



Access Detail By County

July 7, 2025

Created by...
Medica

Access Analysis

Neurology

Enrollee / Provider Groups

National Proxy Census (Medica Elect
MNN001)Medica Elect MNN001 Neurology
(Medica Regional Service Area)¹ Access Standard Criteria Abbreviations:

L: Large Metro

M: Metro

I: Micro

R: Rural

C: CEAC

All Enrollees										
State Name	County	Enrollee	Provider	Counts	With Access		Without Access		Average Distance	Average Time
		#	Standard ¹	#	#	%	#	%	1	1
Minnesota	Anoka	1,761	1 in 30 miles and 45 mins	65	1,761	100.0	0	0.0	4.1	5.0
	Benton	242	1 in 45 miles and 60 mins	0	242	100.0	0	0.0	8.6	9.9
	Brown	138	1 in 60 miles and 75 mins	9	138	100.0	0	0.0	6.9	7.5
	Carlton	177	1 in 60 miles and 75 mins	4	177	100.0	0	0.0	11.2	12.1
	Carver	400	1 in 30 miles and 45 mins	29	400	100.0	0	0.0	5.6	6.2
	Chisago	270	1 in 30 miles and 45 mins	17	270	100.0	0	0.0	8.3	9.1
	Dakota	1,846	1 in 30 miles and 45 mins	109	1,846	100.0	0	0.0	6.1	7.8
	Goodhue	225	1 in 45 miles and 60 mins	3	225	100.0	0	0.0	10.0	10.9
	Hennepin	5,023	1 in 10 miles and 20 mins	720	4,921	98.0	102	2.0	2.9	4.4
	Isanti	232	1 in 45 miles and 60 mins	6	232	100.0	0	0.0	5.7	6.2
	Kanabec	351	1 in 60 miles and 75 mins	1	351	100.0	0	0.0	6.8	7.4
	Kandiyohi	233	1 in 45 miles and 60 mins	2	233	100.0	0	0.0	8.7	9.4
	Lake	209	1 in 100 miles and 110 m...	0	209	100.0	0	0.0	33.4	36.4
	Le Sueur	138	1 in 45 miles and 60 mins	1	138	100.0	0	0.0	12.7	13.9
	McLeod	189	1 in 45 miles and 60 mins	23	189	100.0	0	0.0	5.9	6.4
	Meeker	125	1 in 60 miles and 75 mins	3	125	100.0	0	0.0	13.0	14.1
	Mille Lacs	148	1 in 60 miles and 75 mins	1	148	100.0	0	0.0	9.7	10.6
	Nicollet	162	1 in 45 miles and 60 mins	5	162	100.0	0	0.0	4.9	5.3
	Pine	293	1 in 60 miles and 75 mins	0	293	100.0	0	0.0	23.9	26.1
	Ramsey	2,547	1 in 10 miles and 20 mins	182	2,547	100.0	0	0.0	2.3	3.6
Grand Totals	Rice	319	1 in 30 miles and 45 mins	1	319	100.0	0	0.0	5.8	6.3
	Scott	612	1 in 30 miles and 45 mins	1	612	100.0	0	0.0	6.9	7.7
	Sherburne	505	1 in 30 miles and 45 mins	9	505	100.0	0	0.0	9.0	9.9
	Sibley	164	1 in 60 miles and 75 mins	12	164	100.0	0	0.0	6.6	7.2
	St. Louis	912	1 in 30 miles and 45 mins	71	876	96.1	36	3.9	8.0	8.8
	Wabasha	105	1 in 60 miles and 75 mins	3	105	100.0	0	0.0	5.2	5.6
	Washington	1,042	1 in 30 miles and 45 mins	72	1,042	100.0	0	0.0	4.7	5.7
	Wright	741	1 in 30 miles and 45 mins	4	741	100.0	0	0.0	8.9	9.8
		8,408	1 in 30 miles and 45 mins	378	8,372	99.6	36	0.4	6.2	7.3
		1,421	1 in 45 miles and 60 mins	40	1,421	100.0	0	0.0	8.0	8.8
		1,501	1 in 60 miles and 75 mins	33	1,501	100.0	0	0.0	11.3	12.3
		7,570	1 in 10 miles and 20 mins	902	7,468	98.7	102	1.3	2.7	4.2
		209	1 in 100 miles and 110 m...	0	209	100.0	0	0.0	33.4	36.4

Neurosurgery/Medica Elect/MNN001

July 7, 2025

Created by...
Medica

Medica Elect MNN001 Neurosurgery

296 providers at 147 locations

■ All providers

Neurosurgery

Employee Group

National Proxy Census (Medica Elect
MNN001)

Provider Group

Medica Elect MNN001 Neurosurgery
(Medica Regional Service Area)

19,109 enrollee locations

◆ With access (19,028)

● Without access (81)

The Access Standard is defined as
(National Proxy Census (Medica Elect
MNN001)) enrollees accessing in:

Large Metro areas...

1 (Medica Elect MNN001
Neurosurgery (Medica Regional
Service Area)) provider in 15 miles
and 30 minutes

Metro areas...

1 (Medica Elect MNN001
Neurosurgery (Medica Regional
Service Area)) provider in 40 miles
and 60 minutes

Micro areas...

1 (Medica Elect MNN001
Neurosurgery (Medica Regional
Service Area)) provider in 75 miles
and 100 minutes

Rural areas...

1 (Medica Elect MNN001
Neurosurgery (Medica Regional
Service Area)) provider in 90 miles
and 110 minutes

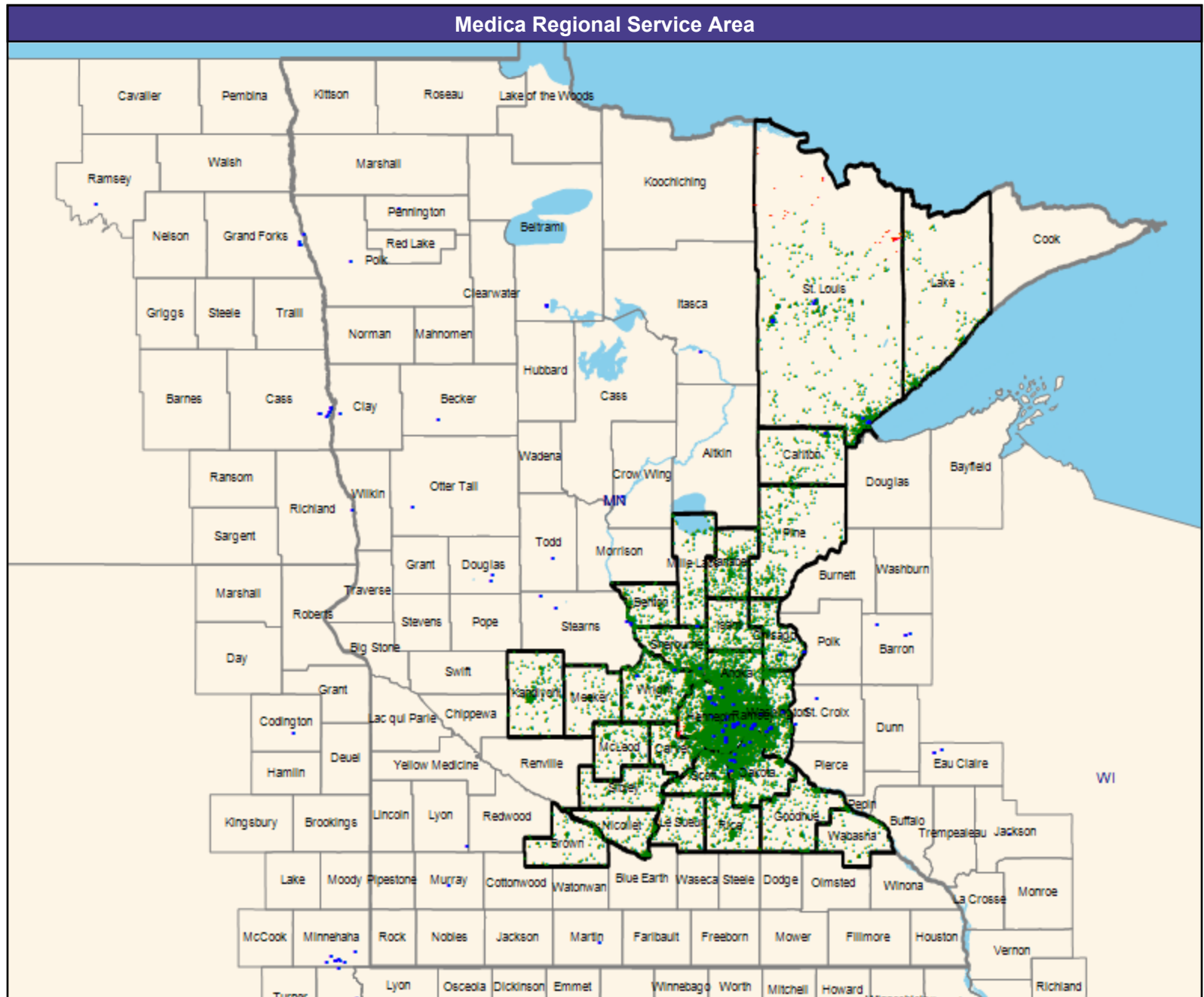
CEAC areas...

1 (Medica Elect MNN001
Neurosurgery (Medica Regional
Service Area)) provider in 130 miles
and 145 minutes

Service Areas

□ Medica Elect MNN001

60.71 miles



Access Detail By County

July 7, 2025

Created by...
Medica

Access Analysis

Neurosurgery

Enrollee / Provider Groups

National Proxy Census (Medica Elect
MNN001)

Medica Elect MNN001
Neurosurgery (Medica Regional
Service Area)

¹ Access Standard Criteria Abbreviations:

L: Large Metro

M: Metro

I: Micro

R: Rural

C: CEAC

[illegible]

Occupational Therapy/Medica Elect/MNN001

July 7, 2025

Created by...
Medica

Medica Elect MNN001 Occupational
Therapy

1,797 providers at 650 locations

■ All providers

Occupational Therapy

Employee Group

National Proxy Census (Medica Elect
MNN001)

Provider Group

Medica Elect MNN001 Occupational
Therapy (Medica Regional Service
Area)

19,109 enrollee locations

◆ With access (19,041)

● Without access (68)

The Access Standard is defined as
(National Proxy Census (Medica Elect
MNN001)) enrollees accessing in:

Large Metro areas...

1 (Medica Elect MNN001
Occupational Therapy (Medica
Regional Service Area)) provider in
10 miles and 20 minutes

Metro areas...

1 (Medica Elect MNN001
Occupational Therapy (Medica
Regional Service Area)) provider in
30 miles and 45 minutes

Micro areas...

1 (Medica Elect MNN001
Occupational Therapy (Medica
Regional Service Area)) provider in
60 miles and 80 minutes

Rural areas...

1 (Medica Elect MNN001
Occupational Therapy (Medica
Regional Service Area)) provider in
60 miles and 75 minutes

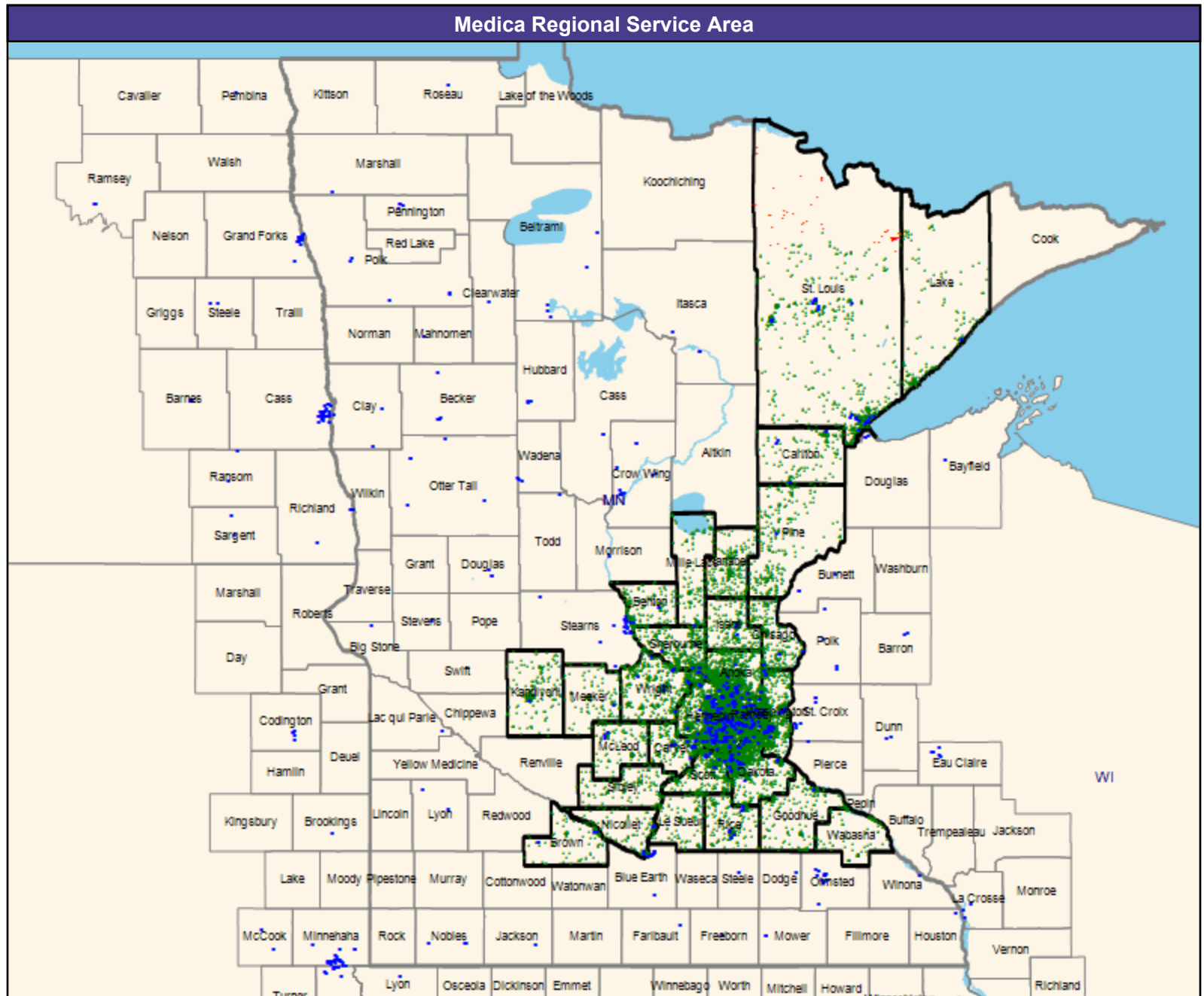
CEAC areas...

1 (Medica Elect MNN001
Occupational Therapy (Medica
Regional Service Area)) provider in
100 miles and 110 minutes

Service Areas

□ Medica Elect MNN001

60.71 miles



Access Detail By County

Created by...
Medica

Access Analysis
Occupational Therapy
Enrollee / Provider Groups
National Proxy Census (Medica Elect
MNN001)
Medica Elect MNN001 Occupational
Therapy (Medica Regional Service
Area)

1 Access Standard Criteria Abbreviations:
L: Large Metro
M: Metro
I: Micro
R: Rural
C: CEAC

[illegible]

Oncology - Medical & Surgical/Medica Elect/MNN001

July 7, 2025

Created by...
Medica

Medica Elect MNN001 Oncology -
Medical & Surgical

689 providers at 224 locations

■ All providers

Oncology - Medical & Surgical

Employee Group

National Proxy Census (Medica Elect
MNN001)

Provider Group

Medica Elect MNN001 Oncology -
Medical & Surgical (Medica Regional
Service Area)

19,109 enrollee locations

◆ With access (18,935)

● Without access (174)

The Access Standard is defined as
(National Proxy Census (Medica Elect
MNN001)) enrollees accessing in:

Large Metro areas...

1 (Medica Elect MNN001 Oncology -
Medical & Surgical (Medica Regional
Service Area)) provider in 10 miles
and 20 minutes

Metro areas...

1 (Medica Elect MNN001 Oncology -
Medical & Surgical (Medica Regional
Service Area)) provider in 30 miles
and 45 minutes

Micro areas...

1 (Medica Elect MNN001 Oncology -
Medical & Surgical (Medica Regional
Service Area)) provider in 45 miles
and 60 minutes

Rural areas...

1 (Medica Elect MNN001 Oncology -
Medical & Surgical (Medica Regional
Service Area)) provider in 60 miles
and 75 minutes

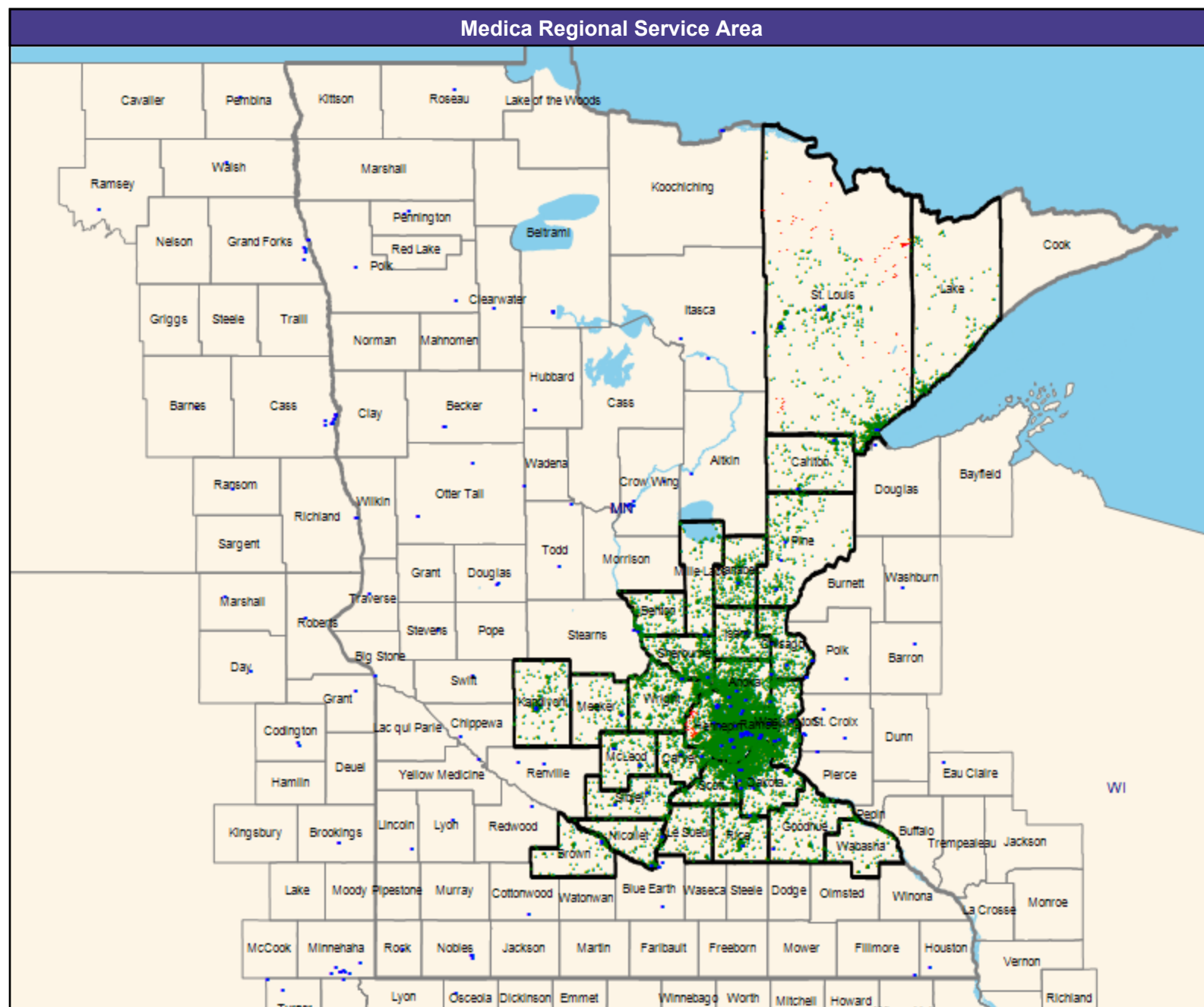
CEAC areas...

1 (Medica Elect MNN001 Oncology -
Medical & Surgical (Medica Regional
Service Area)) provider in 100 miles
and 110 minutes

Service Areas

□ Medica Elect MNN001

60.71 miles



July 7, 2025

Access Analysis
Oncology - Medical & Surgical

Enrollee / Provider Groups
National Proxy Census (Medica Elect
MNN001)
Medica Elect MNN001 Oncology -
Medical & Surgical (Medica
Regional Service Area)

L: Large Metro
M: Metro
I: Micro
R: Rural
C: CEAC

[illegible]

Oncology - Radiation/Medica Elect/MNN001

July 7, 2025

Created by...
MedicaMedica Elect MNN001 Oncology -
Radiation

127 providers at 76 locations

■ All providers

Oncology - Radiation

Employee Group

National Proxy Census (Medica Elect
MNN001)

Provider Group

Medica Elect MNN001 Oncology -
Radiation (Medica Regional Service
Area)

19,109 enrollee locations

◆ With access (19,000)

● Without access (109)

The Access Standard is defined as
(National Proxy Census (Medica Elect
MNN001)) enrollees accessing in:

Large Metro areas...

1 (Medica Elect MNN001 Oncology -
Radiation (Medica Regional Service
Area)) provider in 15 miles and 30
minutes

Metro areas...

1 (Medica Elect MNN001 Oncology -
Radiation (Medica Regional Service
Area)) provider in 40 miles and 60
minutes

Micro areas...

1 (Medica Elect MNN001 Oncology -
Radiation (Medica Regional Service
Area)) provider in 75 miles and 100
minutes

Rural areas...

1 (Medica Elect MNN001 Oncology -
Radiation (Medica Regional Service
Area)) provider in 90 miles and 110
minutes

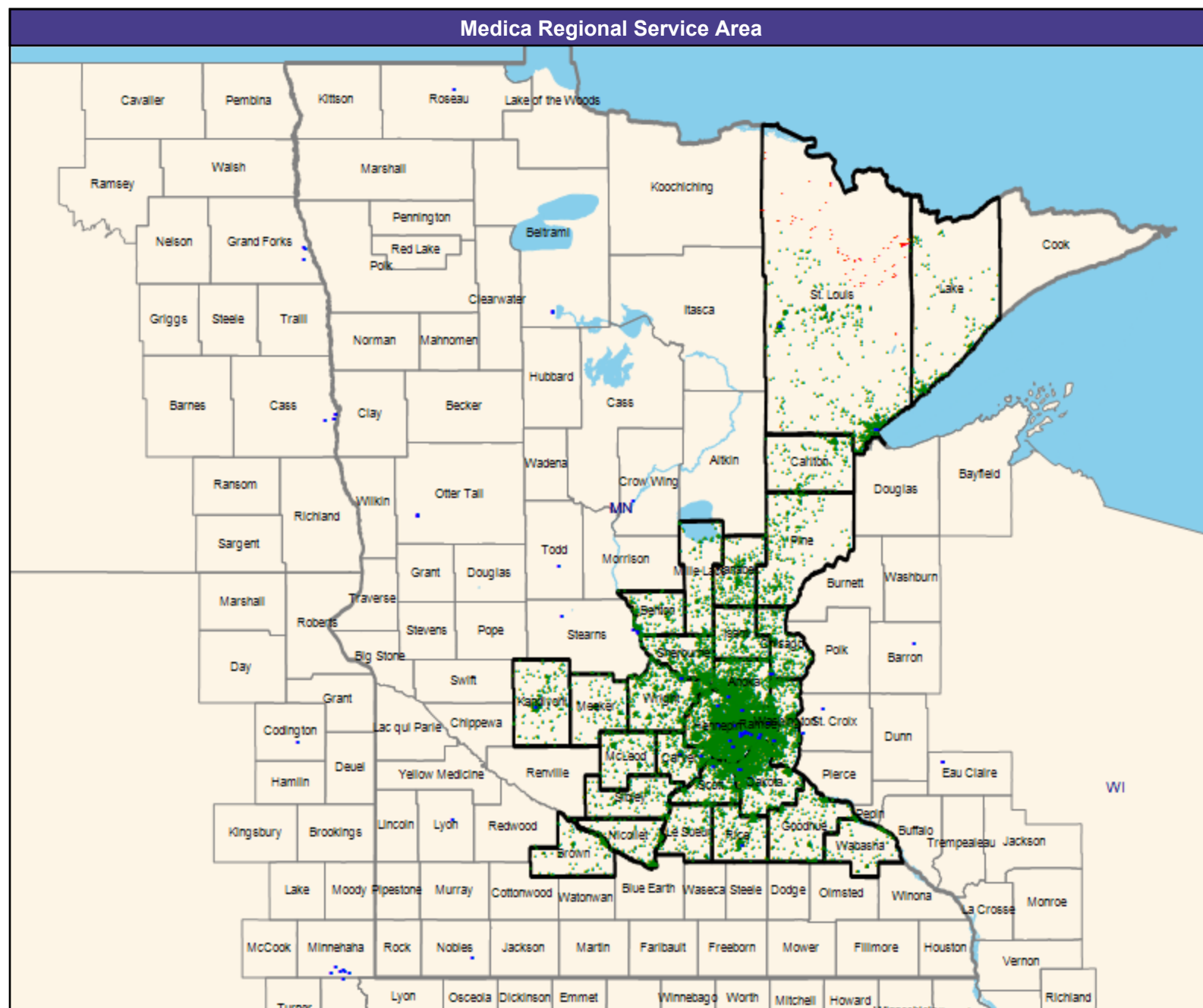
CEAC areas...

1 (Medica Elect MNN001 Oncology -
Radiation (Medica Regional Service
Area)) provider in 130 miles and 145
minutes

Service Areas

□ Medica Elect MNN001

60.71 miles



Access Detail By County

Created by...
Medica

Access Analysis
Oncology - Radiation
Enrollee / Provider Groups
National Proxy Census (Medica Elect
MNN001)
Medica Elect MNN001 Oncology -
Radiation (Medica Regional Service
Area)

1 Access Standard Criteria Abbreviations:
L: Large Metro
M: Metro
I: Micro
R: Rural
C: CEAC

[illegible]

Ophthalmology/Medica Elect/MNN001

July 7, 2025

Created by...
Medica

Medica Elect MNN001 Ophthalmology

1,556 providers at 971 locations

■ All providers

Ophthalmology

Employee Group

National Proxy Census (Medica Elect MNN001)

Provider Group

Medica Elect MNN001 Ophthalmology
(Medica Regional Service Area)

19,109 enrollee locations

◆ With access (19,048)

● Without access (61)

The Access Standard is defined as
(National Proxy Census (Medica Elect MNN001)) enrollees accessing in:

Large Metro areas...

1 (Medica Elect MNN001
Ophthalmology (Medica Regional
Service Area)) provider in 10 miles
and 20 minutes

Metro areas...

1 (Medica Elect MNN001
Ophthalmology (Medica Regional
Service Area)) provider in 20 miles
and 30 minutes

Micro areas...

1 (Medica Elect MNN001
Ophthalmology (Medica Regional
Service Area)) provider in 35 miles
and 50 minutes

Rural areas...

1 (Medica Elect MNN001
Ophthalmology (Medica Regional
Service Area)) provider in 60 miles
and 75 minutes

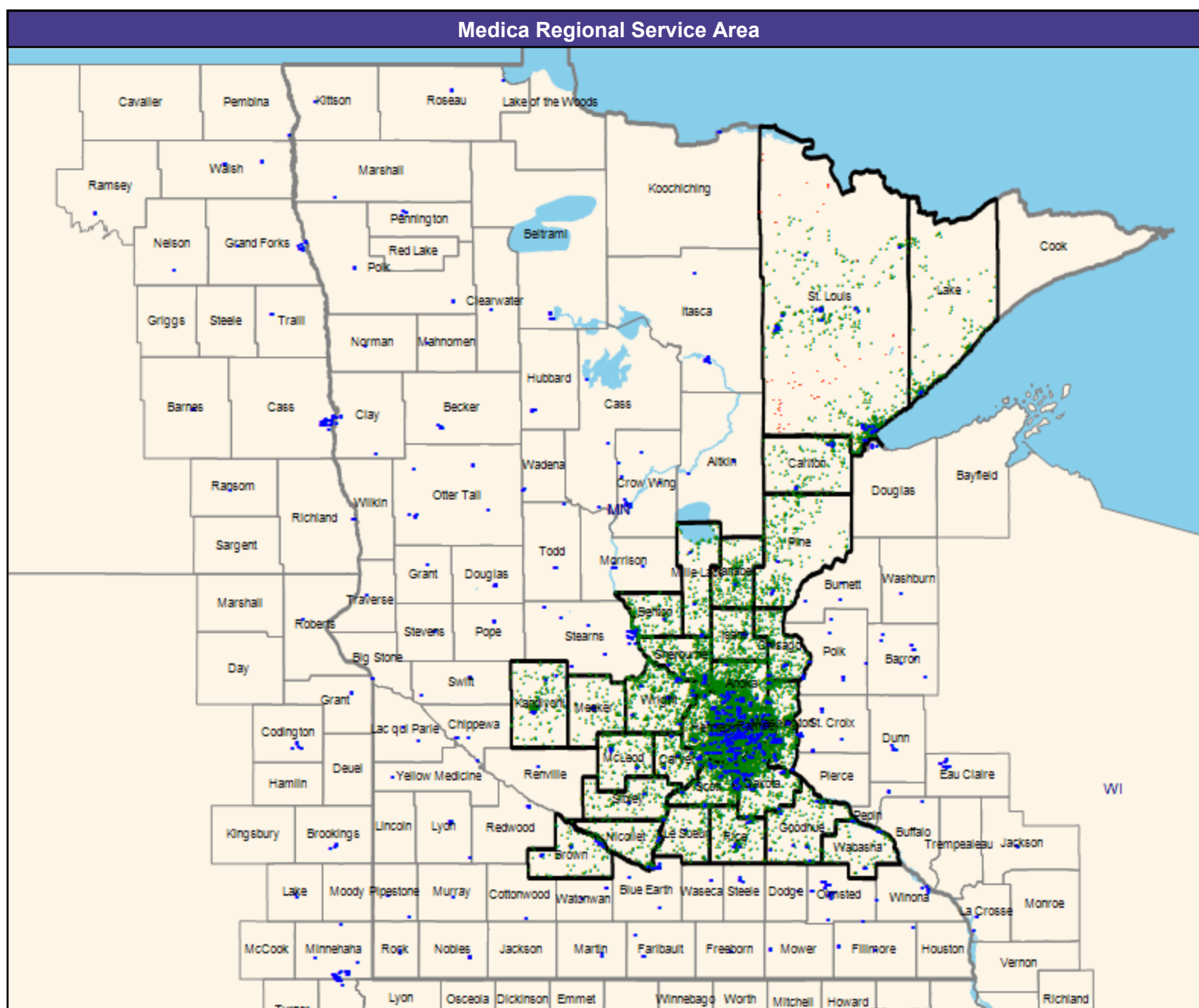
CEAC areas...

1 (Medica Elect MNN001
Ophthalmology (Medica Regional
Service Area)) provider in 85 miles
and 95 minutes

Service Areas

□ Medica Elect MNN001

60.71 miles



Access Detail By County

Created by...
Medica

Access Analysis
Ophthalmology
Enrollee / Provider Groups
National Proxy Census (Medica Elect
MNN001)
Medica Elect MNN001
Ophthalmology (Medica Regional
Service Area)

1 Access Standard Criteria Abbreviations:
L: Large Metro
M: Metro
I: Micro
R: Rural
C: CEAC

[illegible]

Orthopedic Surgery/Medica Elect/MNN001

July 7, 2025

Created by...
Medica

Medica Elect MNN001 Orthopedic Surgery

1,431 providers at 463 locations

■ All providers

Orthopedic Surgery

Employee Group

National Proxy Census (Medica Elect MNN001)

Provider Group

Medica Elect MNN001 Orthopedic Surgery (Medica Regional Service Area)

19,109 enrollee locations

◆ With access (18,982)

● Without access (127)

The Access Standard is defined as (National Proxy Census (Medica Elect MNN001)) enrollees accessing in:

Large Metro areas...

1 (Medica Elect MNN001 Orthopedic Surgery (Medica Regional Service Area)) provider in 10 miles and 20 minutes

Metro areas...

1 (Medica Elect MNN001 Orthopedic Surgery (Medica Regional Service Area)) provider in 20 miles and 30 minutes

Micro areas...

1 (Medica Elect MNN001 Orthopedic Surgery (Medica Regional Service Area)) provider in 35 miles and 50 minutes

Rural areas...

1 (Medica Elect MNN001 Orthopedic Surgery (Medica Regional Service Area)) provider in 60 miles and 75 minutes

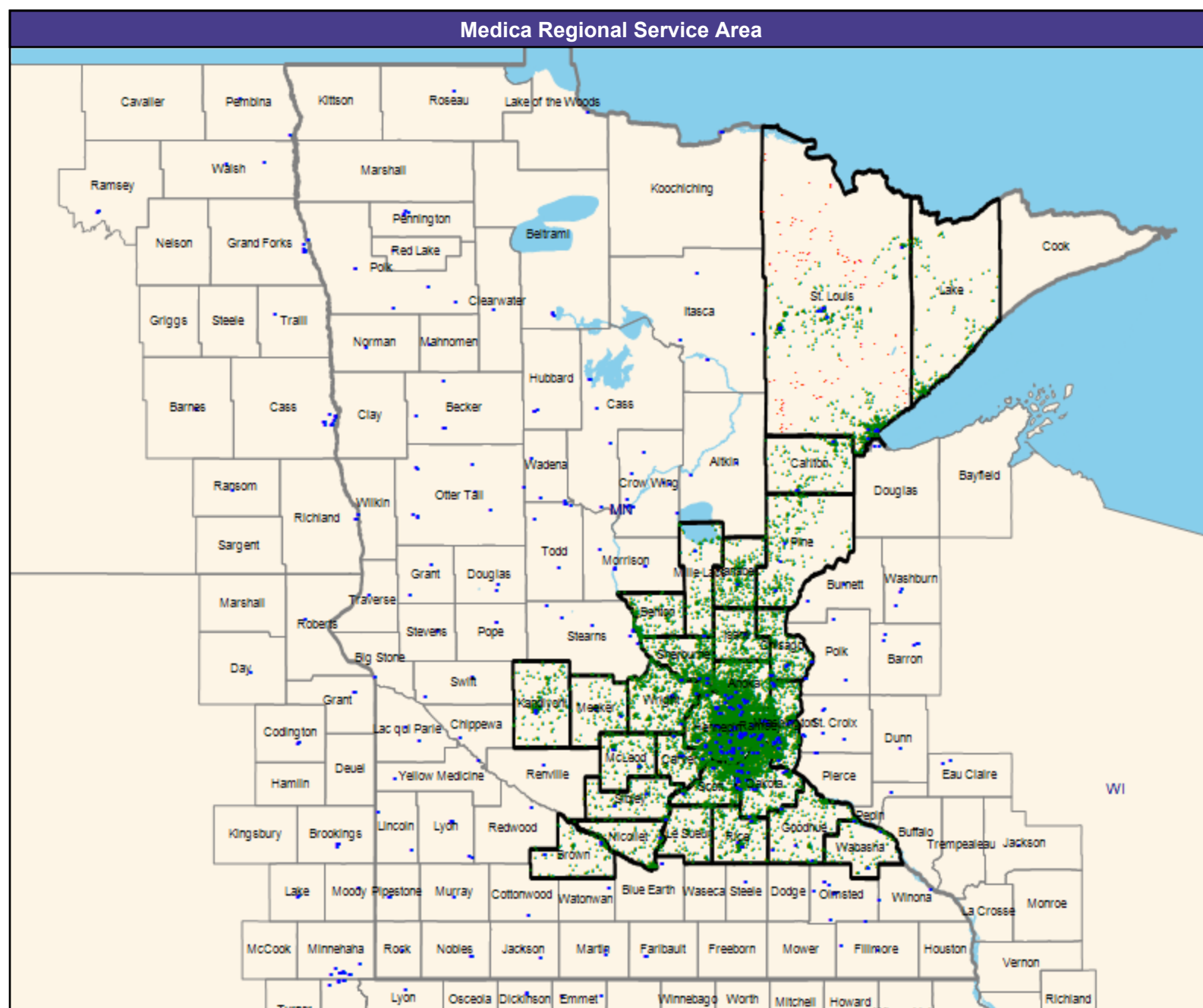
CEAC areas...

1 (Medica Elect MNN001 Orthopedic Surgery (Medica Regional Service Area)) provider in 85 miles and 95 minutes

Service Areas

□ Medica Elect MNN001

60.71 miles



Access Detail By County

July 7, 2025

Created by...
MedicaAccess Analysis
Orthopedic Surgery
Enrollee / Provider Groups
National Proxy Census (Medica Elect
MNN001)
Medica Elect MNN001 Orthopedic
Surgery (Medica Regional Service
Area)¹ Access Standard Criteria Abbreviations:L: Large Metro
M: Metro
I: Micro
R: Rural
C: CEAC

All Enrollees										
State Name	County	Enrollee	Provider	Counts	With Access		Without Access		Average Distance	Average Time
		#	Standard ¹	#	#	%	#	%	1	1
Minnesota	Anoka	1,761	1 in 20 miles and 30 mins	353	1,761	100.0	0	0.0	3.8	4.7
	Benton	242	1 in 35 miles and 50 mins	0	242	100.0	0	0.0	9.0	9.8
	Brown	138	1 in 60 miles and 75 mins	43	138	100.0	0	0.0	6.6	7.2
	Carlton	177	1 in 60 miles and 75 mins	13	177	100.0	0	0.0	7.0	7.5
	Carver	400	1 in 20 miles and 30 mins	96	400	100.0	0	0.0	4.1	4.6
	Chisago	270	1 in 20 miles and 30 mins	39	270	100.0	0	0.0	7.6	8.2
	Dakota	1,846	1 in 20 miles and 30 mins	433	1,846	100.0	0	0.0	2.7	3.4
	Goodhue	225	1 in 35 miles and 50 mins	4	225	100.0	0	0.0	9.5	10.4
	Hennepin	5,023	1 in 10 miles and 20 mins	1,574	5,023	100.0	0	0.0	2.1	3.2
	Isanti	232	1 in 35 miles and 50 mins	18	232	100.0	0	0.0	7.2	7.9
	Kanabec	351	1 in 60 miles and 75 mins	7	351	100.0	0	0.0	6.3	6.8
	Kandiyohi	233	1 in 35 miles and 50 mins	11	233	100.0	0	0.0	8.2	8.9
	Lake	209	1 in 85 miles and 95 mins	0	209	100.0	0	0.0	37.0	41.8
	Le Sueur	138	1 in 35 miles and 50 mins	2	138	100.0	0	0.0	12.2	13.3
	McLeod	189	1 in 35 miles and 50 mins	24	189	100.0	0	0.0	5.4	5.9
	Meeker	125	1 in 60 miles and 75 mins	24	125	100.0	0	0.0	7.3	7.9
	Mille Lacs	148	1 in 60 miles and 75 mins	5	148	100.0	0	0.0	9.4	10.2
	Nicollet	162	1 in 35 miles and 50 mins	24	162	100.0	0	0.0	6.1	6.6
	Pine	293	1 in 60 miles and 75 mins	11	293	100.0	0	0.0	7.2	7.8
	Ramsey	2,547	1 in 10 miles and 20 mins	597	2,547	100.0	0	0.0	2.3	3.6
	Rice	319	1 in 20 miles and 30 mins	32	319	100.0	0	0.0	4.8	5.2
	Scott	612	1 in 20 miles and 30 mins	35	612	100.0	0	0.0	5.0	5.6
	Sherburne	505	1 in 20 miles and 30 mins	24	505	100.0	0	0.0	5.8	6.3
	Sibley	164	1 in 60 miles and 75 mins	5	164	100.0	0	0.0	6.3	6.8
	St. Louis	912	1 in 20 miles and 30 mins	157	785	86.1	127	13.9	8.2	9.2
	Wabasha	105	1 in 60 miles and 75 mins	6	105	100.0	0	0.0	5.2	5.6
	Washington	1,042	1 in 20 miles and 30 mins	418	1,042	100.0	0	0.0	3.1	3.7
	Wright	741	1 in 20 miles and 30 mins	91	741	100.0	0	0.0	5.6	6.1
	Grand Totals	8,408	1 in 20 miles and 30 mins	1,678	8,281	98.5	127	1.5	4.5	5.2
		1,421	1 in 35 miles and 50 mins	83	1,421	100.0	0	0.0	8.2	8.9
		1,501	1 in 60 miles and 75 mins	114	1,501	100.0	0	0.0	6.9	7.5
		7,570	1 in 10 miles and 20 mins	2,171	7,570	100.0	0	0.0	2.1	3.4
		209	1 in 85 miles and 95 mins	0	209	100.0	0	0.0	37.0	41.8

Physical Medicine, Rehabilitation, and Occupational Medicine/Medica Elect/MNN001

July 7, 2025

Created by...
Medica

Medica Elect MNN001 Physical Medicine,
Rehabilitation and Occupational Medicine

302 providers at 261 locations

■ All providers

Physical Medicine, Rehabilitation and
Occupational Medicine

Employee Group

National Proxy Census (Medica Elect
MNN001)

Provider Group

Medica Elect MNN001 Physical
Medicine, Rehabilitation and
Occupational Medicine (Medica
Regional Service Area)

19,109 enrollee locations

◆ With access (19,058)

● Without access (51)

The Access Standard is defined as
(National Proxy Census (Medica Elect
MNN001)) enrollees accessing in:

Large Metro areas...

1 (Medica Elect MNN001 Physical
Medicine, Rehabilitation and
Occupational Medicine (Medica
Regional Service Area)) provider in
15 miles and 30 minutes

Metro areas...

1 (Medica Elect MNN001 Physical
Medicine, Rehabilitation and
Occupational Medicine (Medica
Regional Service Area)) provider in
30 miles and 45 minutes

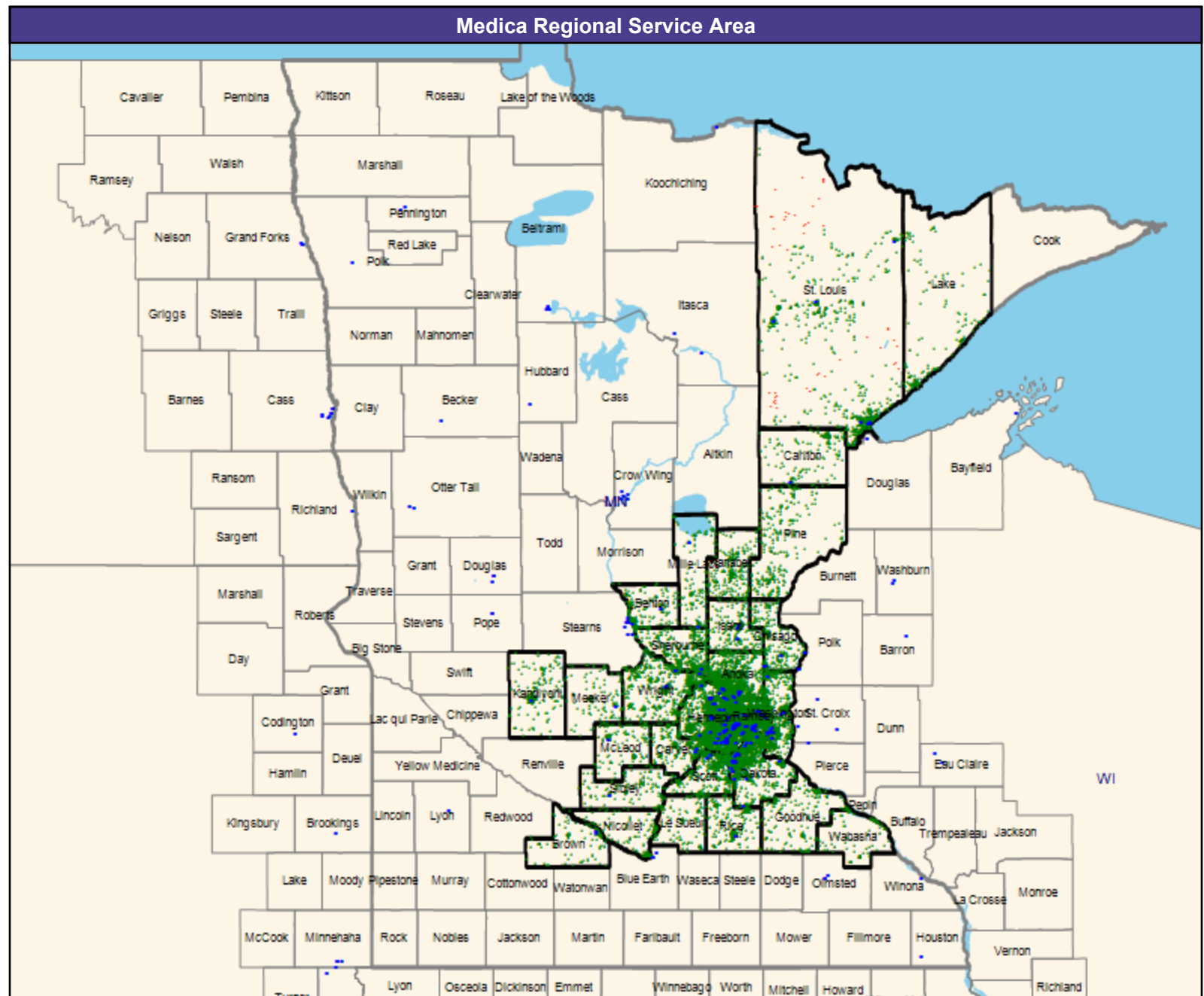
Micro areas...

1 (Medica Elect MNN001 Physical
Medicine, Rehabilitation and
Occupational Medicine (Medica
Regional Service Area)) provider in
60 miles and 80 minutes

Rural areas...

1 (Medica Elect MNN001 Physical
Medicine, Rehabilitation and
Occupational Medicine (Medica
Regional Service Area)) provider in
75 miles and 90 minutes

CEAC areas...



Access Detail By County

Created by...
Medica

Access Analysis

Physical Medicine, Rehabilitation and Occupational Medicine

Enrollee / Provider Groups

National Proxy Census (Medica Elect MNN001)

Medica Elect MNN001 Physical Medicine, Rehabilitation and Occupational Medicine (Medica Regional Service Area)

1 Access Standard Criteria Abbreviations:
L: Large Metro
M: Metro
I: Micro
R: Rural
C: CEAC

[illegible]

Physical Therapy/Medica Elect/MNN001

July 7, 2025

Created by...
Medica

Medica Elect MNN001 Physical Therapy

3,541 providers at 956 locations

■ All providers

Physical Therapy

Employee Group

National Proxy Census (Medica Elect
MNN001)

Provider Group

Medica Elect MNN001 Physical
Therapy (Medica Regional Service
Area)

19,109 enrollee locations

◆ With access (19,105)

● Without access (4)

The Access Standard is defined as
(National Proxy Census (Medica Elect
MNN001)) enrollees accessing in:

Large Metro areas...

1 (Medica Elect MNN001 Physical
Therapy (Medica Regional Service
Area)) provider in 10 miles and 20
minutes

Metro areas...

1 (Medica Elect MNN001 Physical
Therapy (Medica Regional Service
Area)) provider in 30 miles and 45
minutes

Micro areas...

1 (Medica Elect MNN001 Physical
Therapy (Medica Regional Service
Area)) provider in 60 miles and 80
minutes

Rural areas...

1 (Medica Elect MNN001 Physical
Therapy (Medica Regional Service
Area)) provider in 75 miles and 90
minutes

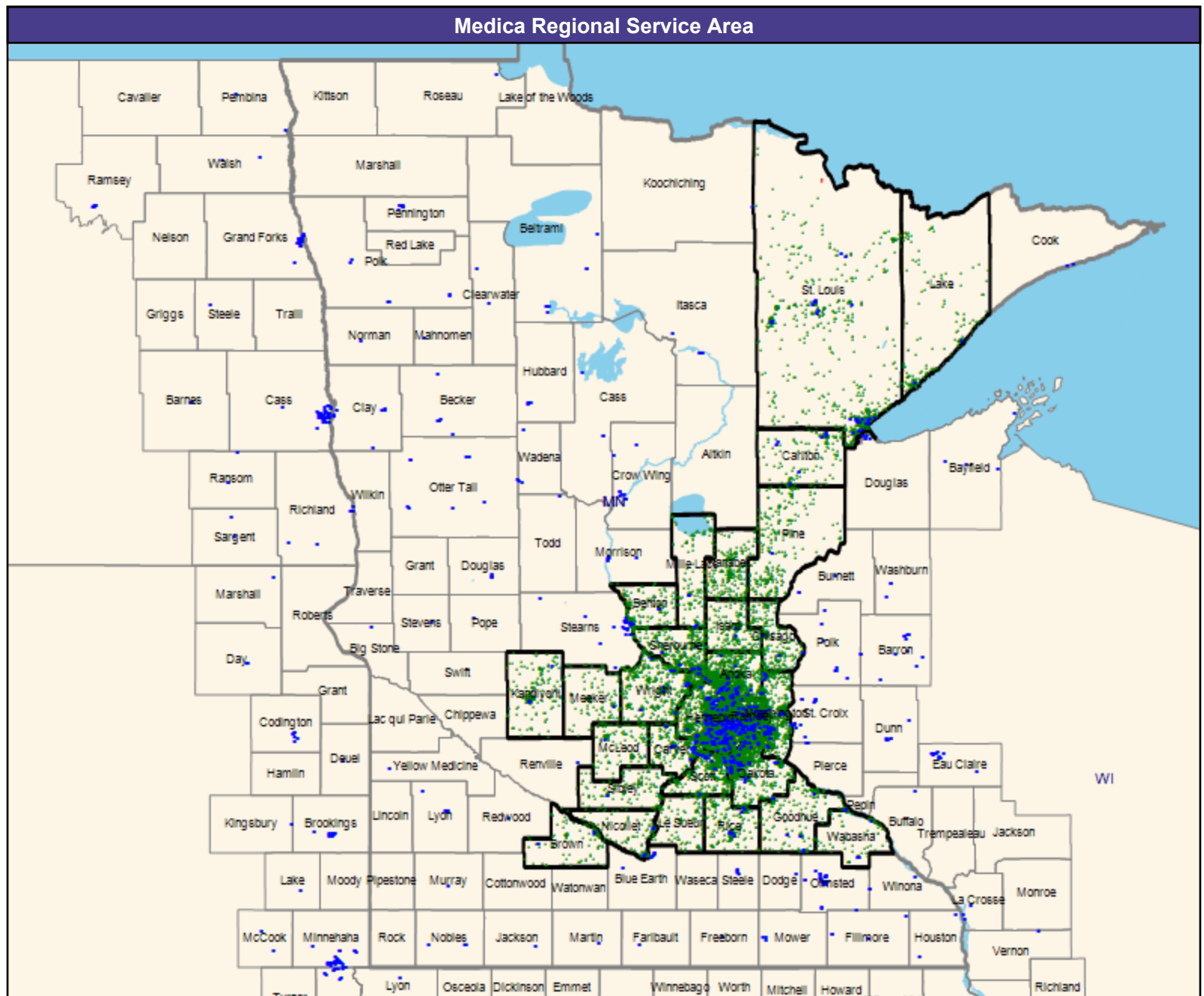
CEAC areas...

1 (Medica Elect MNN001 Physical
Therapy (Medica Regional Service
Area)) provider in 110 miles and 125
minutes

Service Areas

□ Medica Elect MNN001

60.71 miles



Access Detail By County

July 7, 2025

Created by...
MedicaAccess Analysis
Physical Therapy
Enrollee / Provider Groups
National Proxy Census (Medica Elect
MNN001)
Medica Elect MNN001 Physical
Therapy (Medica Regional Service
Area)¹ Access Standard Criteria Abbreviations:L: Large Metro
M: Metro
I: Micro
R: Rural
C: CEAC

All Enrollees										
State Name	County	Enrollee	Provider	Counts	With Access		Without Access		Average Distance	Average Time
		#	Standard ¹	#	#	%	#	%	1	1
Minnesota	Anoka	1,761	1 in 30 miles and 45 mins	1,160	1,761	100.0	0	0.0	2.1	2.6
	Benton	242	1 in 60 miles and 80 mins	19	242	100.0	0	0.0	4.4	4.7
	Brown	138	1 in 75 miles and 90 mins	8	138	100.0	0	0.0	6.8	7.4
	Carlton	177	1 in 75 miles and 90 mins	33	177	100.0	0	0.0	4.2	4.6
	Carver	400	1 in 30 miles and 45 mins	303	400	100.0	0	0.0	3.3	3.6
	Chisago	270	1 in 30 miles and 45 mins	21	270	100.0	0	0.0	5.9	6.4
	Dakota	1,846	1 in 30 miles and 45 mins	1,649	1,846	100.0	0	0.0	1.8	2.2
	Goodhue	225	1 in 60 miles and 80 mins	18	225	100.0	0	0.0	4.5	4.9
	Hennepin	5,023	1 in 10 miles and 20 mins	5,192	5,023	100.0	0	0.0	1.2	1.9
	Isanti	232	1 in 60 miles and 80 mins	31	232	100.0	0	0.0	5.4	5.8
	Kanabec	351	1 in 75 miles and 90 mins	0	351	100.0	0	0.0	19.4	21.1
	Kandiyohi	233	1 in 60 miles and 80 mins	19	233	100.0	0	0.0	6.1	6.6
	Lake	209	1 in 110 miles and 125 m...	9	209	100.0	0	0.0	10.4	11.3
	Le Sueur	138	1 in 60 miles and 80 mins	0	138	100.0	0	0.0	10.2	11.1
	McLeod	189	1 in 60 miles and 80 mins	14	189	100.0	0	0.0	9.2	10.0
	Meeker	125	1 in 75 miles and 90 mins	26	125	100.0	0	0.0	10.2	11.1
	Mille Lacs	148	1 in 75 miles and 90 mins	9	148	100.0	0	0.0	11.2	12.1
	Nicollet	162	1 in 60 miles and 80 mins	18	162	100.0	0	0.0	4.4	4.8
	Pine	293	1 in 75 miles and 90 mins	1	293	100.0	0	0.0	11.7	12.8
	Ramsey	2,547	1 in 10 miles and 20 mins	1,714	2,547	100.0	0	0.0	1.0	1.6
	Rice	319	1 in 30 miles and 45 mins	35	319	100.0	0	0.0	4.4	4.7
	Scott	612	1 in 30 miles and 45 mins	187	612	100.0	0	0.0	3.7	4.0
	Sherburne	505	1 in 30 miles and 45 mins	246	505	100.0	0	0.0	3.2	3.4
	Sibley	164	1 in 75 miles and 90 mins	1	164	100.0	0	0.0	12.0	13.1
	St. Louis	912	1 in 30 miles and 45 mins	371	908	99.6	4	0.4	6.4	7.0
	Wabasha	105	1 in 75 miles and 90 mins	27	105	100.0	0	0.0	5.1	5.5
	Washington	1,042	1 in 30 miles and 45 mins	1,148	1,042	100.0	0	0.0	2.2	2.6
	Wright	741	1 in 30 miles and 45 mins	331	741	100.0	0	0.0	3.8	4.2
	Grand Totals	8,408	1 in 30 miles and 45 mins	5,451	8,404	99.9	4	0.1	3.1	3.5
		1,421	1 in 60 miles and 80 mins	119	1,421	100.0	0	0.0	6.1	6.6
		1,501	1 in 75 miles and 90 mins	105	1,501	100.0	0	0.0	11.6	12.6
		7,570	1 in 10 miles and 20 mins	6,906	7,570	100.0	0	0.0	1.2	1.8
		209	1 in 110 miles and 125 m...	9	209	100.0	0	0.0	10.4	11.3

Plastic Surgery/Medica Elect/MNN001

July 7, 2025

Created by...
Medica

Medica Elect MNN001 Plastic Surgery

134 providers at 129 locations

■ All providers

Plastic Surgery

Employee Group

National Proxy Census (Medica Elect MNN001)

Provider Group

Medica Elect MNN001 Plastic Surgery
(Medica Regional Service Area)

19,109 enrollee locations

◆ With access (19,046)

● Without access (63)

The Access Standard is defined as
(National Proxy Census (Medica Elect MNN001)) enrollees accessing in:

Large Metro areas...

1 (Medica Elect MNN001 Plastic Surgery (Medica Regional Service Area)) provider in 15 miles and 30 minutes

Metro areas...

1 (Medica Elect MNN001 Plastic Surgery (Medica Regional Service Area)) provider in 40 miles and 60 minutes

Micro areas...

1 (Medica Elect MNN001 Plastic Surgery (Medica Regional Service Area)) provider in 75 miles and 100 minutes

Rural areas...

1 (Medica Elect MNN001 Plastic Surgery (Medica Regional Service Area)) provider in 90 miles and 110 minutes

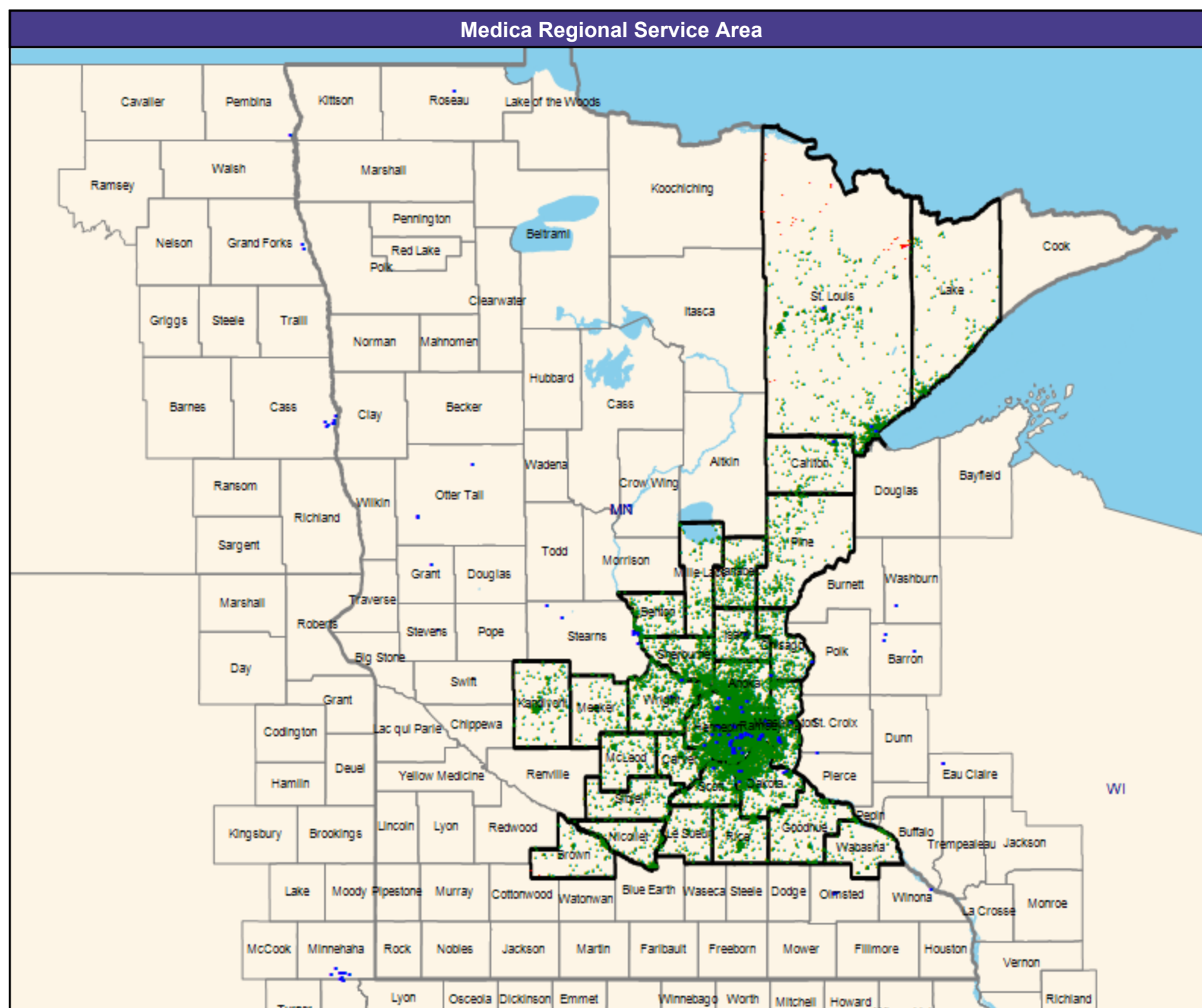
CEAC areas...

1 (Medica Elect MNN001 Plastic Surgery (Medica Regional Service Area)) provider in 130 miles and 145 minutes

Service Areas

□ Medica Elect MNN001

60.71 miles



Access Detail By County

July 7, 2025

Created by...
Medica

Access Analysis
Plastic Surgery

Enrollee / Provider Groups
National Proxy Census (Medica Elect
MNN001)
Medica Elect MNN001 Plastic
Surgery (Medica Regional Service
Area)

¹ Access Standard Criteria Abbreviations:

L: Large Metro
M: Metro
I: Micro
R: Rural
C: CEAC

[illegible]

Podiatry/Medica Elect/MNN001

July 7, 2025

Created by...
Medica

Medica Elect MNN001 Podiatry

277 providers at 430 locations

■ All providers

Podiatry

Employee Group

National Proxy Census (Medica Elect
MNN001)

Provider Group

Medica Elect MNN001 Podiatry
(Medica Regional Service Area)

19,109 enrollee locations

◆ With access (19,071)

● Without access (38)

The Access Standard is defined as
(National Proxy Census (Medica Elect
MNN001)) enrollees accessing in:

Large Metro areas...

1 (Medica Elect MNN001 Podiatry
(Medica Regional Service Area))
provider in 10 miles and 20 minutes

Metro areas...

1 (Medica Elect MNN001 Podiatry
(Medica Regional Service Area))
provider in 30 miles and 45 minutes

Micro areas...

1 (Medica Elect MNN001 Podiatry
(Medica Regional Service Area))
provider in 45 miles and 60 minutes

Rural areas...

1 (Medica Elect MNN001 Podiatry
(Medica Regional Service Area))
provider in 60 miles and 75 minutes

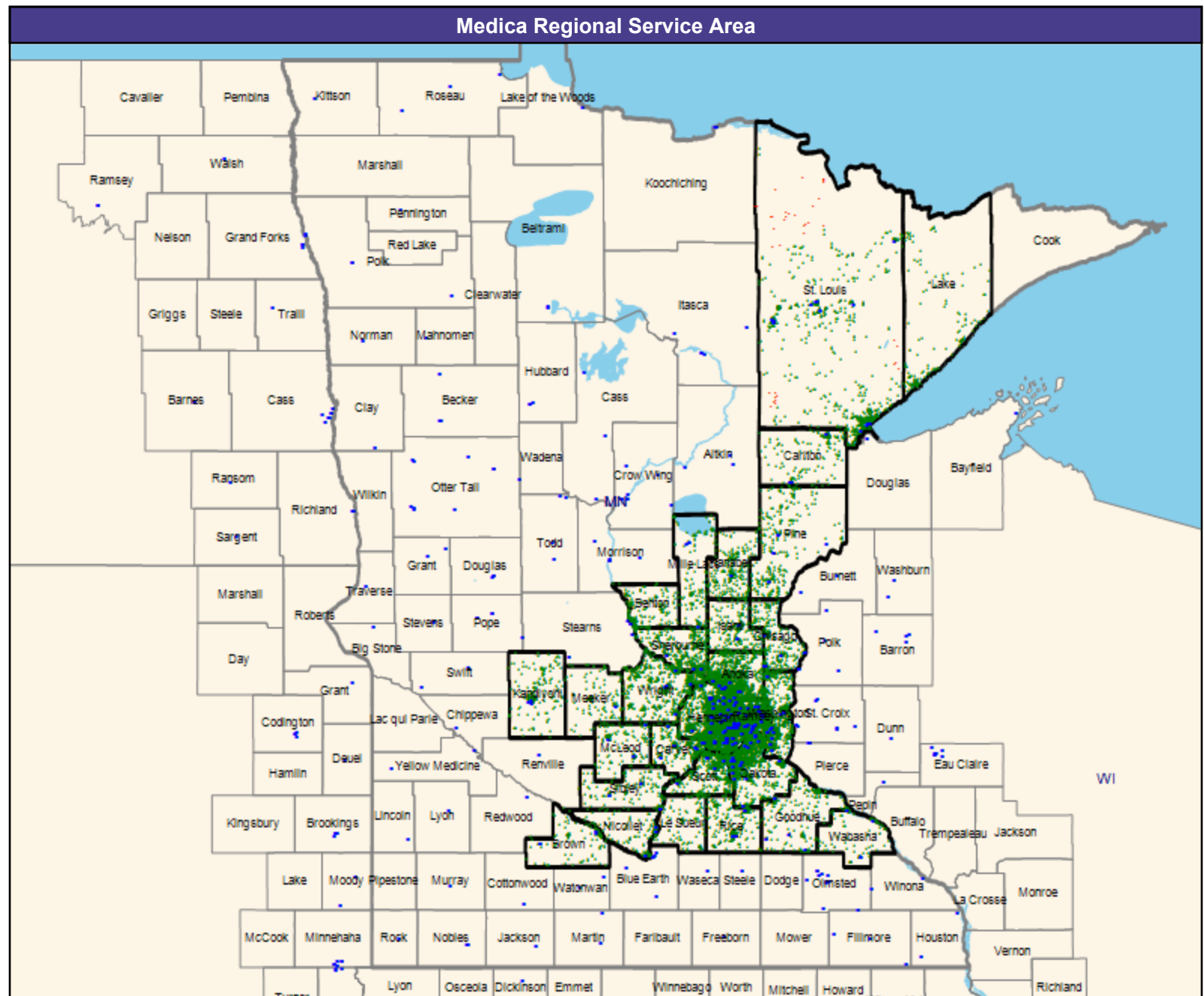
CEAC areas...

1 (Medica Elect MNN001 Podiatry
(Medica Regional Service Area))
provider in 100 miles and 110
minutes

Service Areas

□ Medica Elect MNN001

60.71 miles



Access Detail By County

Created by...
Medica

Access Analysis
Podiatry
Enrollee / Provider Groups
National Proxy Census (Medica Elect
MNN001)
Medica Elect MNN001 Podiatry
(Medica Regional Service Area)

1 Access Standard Criteria Abbreviations:
L: Large Metro
M: Metro
I: Micro
R: Rural
C: CEAC

[illegible]

Primary Care - Adult/Medica Elect/MNN001

July 7, 2025

Created by...
MedicaMedica Elect MNN001 Primary Care -
Adult

11,873 providers at 1,552 locations

■ All providers

Primary Care - Adult

Employee Group

National Proxy Census (Medica Elect
MNN001)

Provider Group

Medica Elect MNN001 Primary Care -
Adult (Medica Regional Service Area)

19,109 enrollee locations

◆ With access (18,827)

● Without access (282)

The Access Standard is defined as
(National Proxy Census (Medica Elect
MNN001)) enrollees accessing in:

Large Metro areas...

1 (Medica Elect MNN001 Primary
Care - Adult (Medica Regional
Service Area)) provider in 5 miles
and 10 minutes

Metro areas...

1 (Medica Elect MNN001 Primary
Care - Adult (Medica Regional
Service Area)) provider in 10 miles
and 15 minutes

Micro areas...

1 (Medica Elect MNN001 Primary
Care - Adult (Medica Regional
Service Area)) provider in 20 miles
and 30 minutes

Rural areas...

1 (Medica Elect MNN001 Primary
Care - Adult (Medica Regional
Service Area)) provider in 30 miles
and 40 minutes

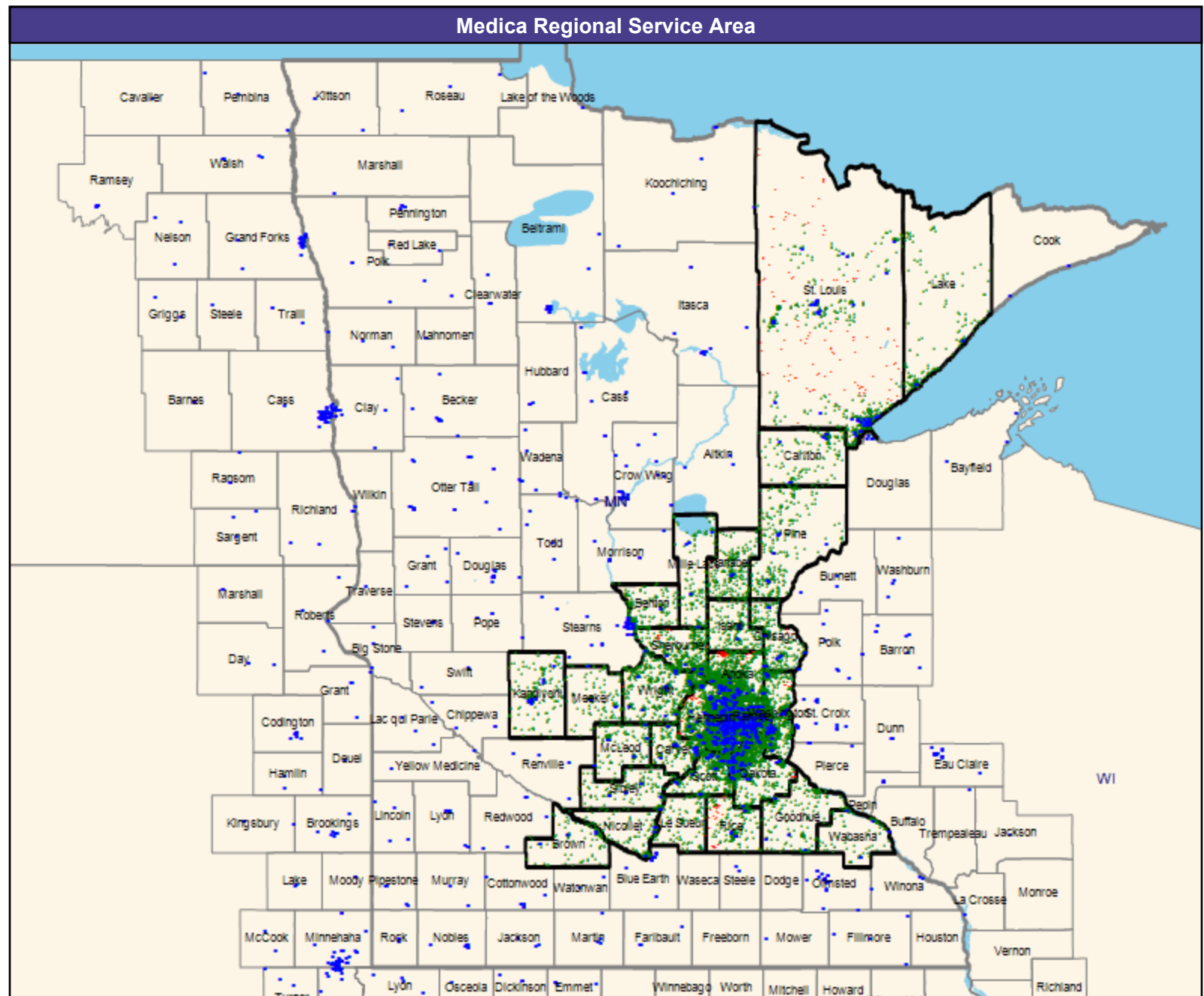
CEAC areas...

1 (Medica Elect MNN001 Primary
Care - Adult (Medica Regional
Service Area)) provider in 60 miles
and 70 minutes

Service Areas

□ Medica Elect MNN001

60.71 miles



Access Detail By County

July 7, 2025

Created by...
Medica

Access Analysis
Primary Care - Adult

Enrollee / Provider Groups
National Proxy Census (Medica Elect MNN001)
Medica Elect MNN001 Primary Care - Adult (Medica Regional Service Area)

¹ Access Standard Criteria Abbreviations:

L: Large Metro
M: Metro
I: Micro
R: Rural
C: CEAC

All Enrollees										
State Name	County	Enrollee	Provider	Counts	With Access		Without Access		Average Distance	Average Time
		#	Standard ¹	#	#	%	#	%	1	1
Minnesota	Anoka	1,761	1 in 10 miles and 15 mins	1,305	1,717	97.5	44	2.5	2.8	3.4
	Benton	242	1 in 20 miles and 30 mins	39	242	100.0	0	0.0	4.3	4.7
	Brown	138	1 in 30 miles and 40 mins	189	138	100.0	0	0.0	3.9	4.2
	Carlton	177	1 in 30 miles and 40 mins	110	177	100.0	0	0.0	5.0	5.4
	Carver	400	1 in 10 miles and 15 mins	605	400	100.0	0	0.0	2.2	2.4
	Chisago	270	1 in 10 miles and 15 mins	827	266	98.5	4	1.5	3.8	4.0
	Dakota	1,846	1 in 10 miles and 15 mins	2,414	1,839	99.6	7	0.4	1.8	2.1
	Goodhue	225	1 in 20 miles and 30 mins	143	225	100.0	0	0.0	9.5	10.4
	Hennepin	5,023	1 in 5 miles and 10 mins	9,521	4,986	99.3	37	0.7	1.0	1.5
	Isanti	232	1 in 20 miles and 30 mins	116	232	100.0	0	0.0	5.2	5.7
	Kanabec	351	1 in 30 miles and 40 mins	83	351	100.0	0	0.0	5.8	6.3
	Kandiyohi	233	1 in 20 miles and 30 mins	175	233	100.0	0	0.0	4.3	4.7
	Lake	209	1 in 60 miles and 70 mins	34	209	100.0	0	0.0	7.1	7.8
	Le Sueur	138	1 in 20 miles and 30 mins	66	138	100.0	0	0.0	8.5	9.2
	McLeod	189	1 in 20 miles and 30 mins	214	189	100.0	0	0.0	3.4	3.6
	Meeker	125	1 in 30 miles and 40 mins	130	125	100.0	0	0.0	5.1	5.5
	Mille Lacs	148	1 in 30 miles and 40 mins	82	148	100.0	0	0.0	4.1	4.5
	Nicollet	162	1 in 20 miles and 30 mins	132	162	100.0	0	0.0	4.1	4.4
	Pine	293	1 in 30 miles and 40 mins	180	293	100.0	0	0.0	6.6	7.2
	Ramsey	2,547	1 in 5 miles and 10 mins	4,449	2,547	100.0	0	0.0	0.9	1.3
	Rice	319	1 in 10 miles and 15 mins	160	274	85.9	45	14.1	4.3	4.7
	Scott	612	1 in 10 miles and 15 mins	336	612	100.0	0	0.0	2.2	2.4
	Sherburne	505	1 in 10 miles and 15 mins	804	490	97.0	15	3.0	4.1	4.4
	Sibley	164	1 in 30 miles and 40 mins	233	164	100.0	0	0.0	4.1	4.5
	St. Louis	912	1 in 10 miles and 15 mins	1,243	789	86.5	123	13.5	4.4	4.9
	Wabasha	105	1 in 30 miles and 40 mins	93	105	100.0	0	0.0	4.8	5.2
	Washington	1,042	1 in 10 miles and 15 mins	1,867	1,036	99.4	6	0.6	2.2	2.6
	Wright	741	1 in 10 miles and 15 mins	674	740	99.9	1	0.1	3.0	3.2
	Grand Totals	8,408	1 in 10 miles and 15 mins	10,235	8,163	97.1	245	2.9	2.8	3.2
		1,421	1 in 20 miles and 30 mins	885	1,421	100.0	0	0.0	5.5	6.0
		1,501	1 in 30 miles and 40 mins	1,100	1,501	100.0	0	0.0	5.2	5.6
		7,570	1 in 5 miles and 10 mins	13,970	7,533	99.5	37	0.5	1.0	1.5
		209	1 in 60 miles and 70 mins	34	209	100.0	0	0.0	7.1	7.8

Primary Care - Pediatric/Medica Elect/MNN001

July 7, 2025

Created by...
Medica

Medica Elect MNN001 Primary Care -
Pediatric

1,040 providers at 418 locations

■ All providers

Primary Care - Pediatric

Employee Group

National Proxy Census (Medica Elect
MNN001)

Provider Group

Medica Elect MNN001 Primary Care -
Pediatric (Medica Regional Service
Area)

19,109 enrollee locations

◆ With access (17,418)

● Without access (1,691)

The Access Standard is defined as
(National Proxy Census (Medica Elect
MNN001)) enrollees accessing in:

Large Metro areas...

1 (Medica Elect MNN001 Primary
Care - Pediatric (Medica Regional
Service Area)) provider in 5 miles and
10 minutes

Metro areas...

1 (Medica Elect MNN001 Primary
Care - Pediatric (Medica Regional
Service Area)) provider in 10 miles
and 15 minutes

Micro areas...

1 (Medica Elect MNN001 Primary
Care - Pediatric (Medica Regional
Service Area)) provider in 20 miles
and 30 minutes

Rural areas...

1 (Medica Elect MNN001 Primary
Care - Pediatric (Medica Regional
Service Area)) provider in 30 miles
and 40 minutes

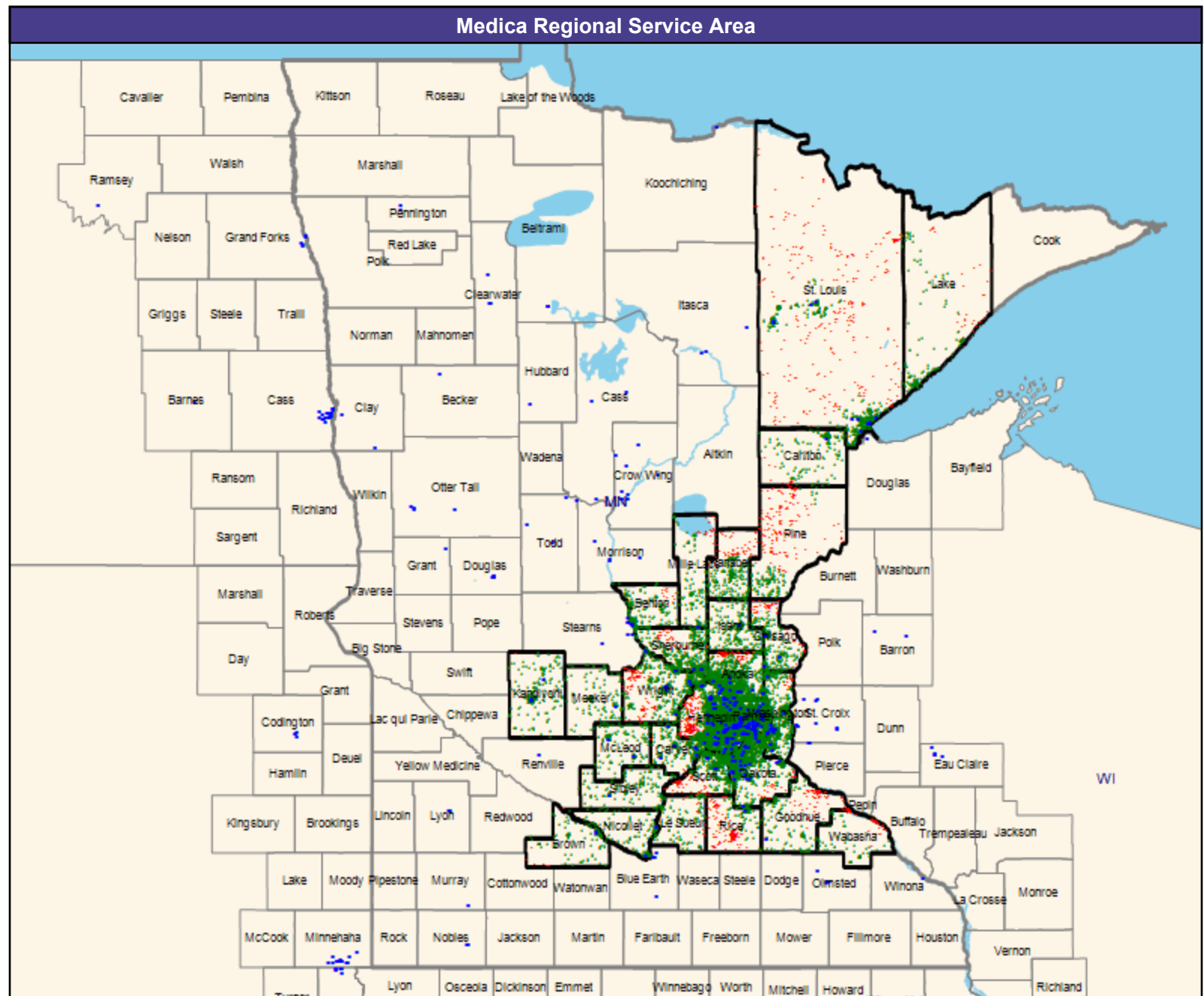
CEAC areas...

1 (Medica Elect MNN001 Primary
Care - Pediatric (Medica Regional
Service Area)) provider in 60 miles
and 70 minutes

Service Areas

□ Medica Elect MNN001

60.71 miles



July 7, 2025

Access Analysis
Primary Care - Pediatric
Enrollee / Provider Groups
National Proxy Census (Medica Elect
MNN001)
Medica Elect MNN001 Primary Care
- Pediatric (Medica Regional Service
Area)

L: Large Metro
M: Metro
I: Micro
R: Rural
C: CEAC

[illegible]

Pediatric Specialty Care/Medica Elect/MNN001

July 7, 2025

Created by...
MedicaMedica Elect MNN001 Pediatric Specialty
Care

689 providers at 318 locations

■ All providers

Pediatric Specialty Care

Employee Group

National Proxy Census (Medica Elect
MNN001)

Provider Group

Medica Elect MNN001 Pediatric
Specialty Care (Medica Regional
Service Area)

19,109 enrollee locations

◆ With access (17,313)

● Without access (1,796)

The Access Standard is defined as
(National Proxy Census (Medica Elect
MNN001)) enrollees accessing in:

Large Metro areas...

1 (Medica Elect MNN001 Pediatric
Specialty Care (Medica Regional
Service Area)) provider in 5 miles and
10 minutes

Metro areas...

1 (Medica Elect MNN001 Pediatric
Specialty Care (Medica Regional
Service Area)) provider in 10 miles
and 15 minutes

Micro areas...

1 (Medica Elect MNN001 Pediatric
Specialty Care (Medica Regional
Service Area)) provider in 20 miles
and 30 minutes

Rural areas...

1 (Medica Elect MNN001 Pediatric
Specialty Care (Medica Regional
Service Area)) provider in 30 miles
and 40 minutes

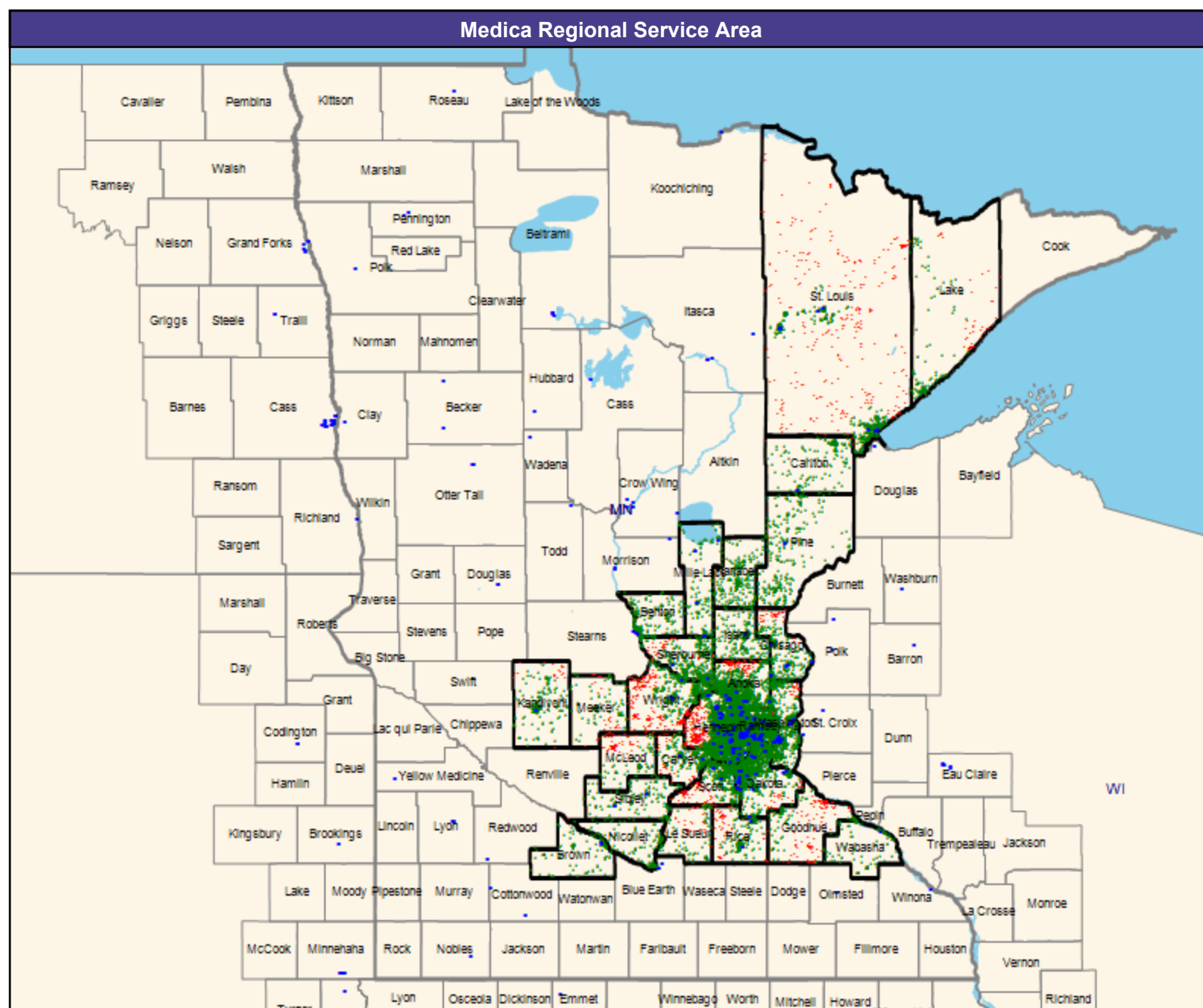
CEAC areas...

1 (Medica Elect MNN001 Pediatric
Specialty Care (Medica Regional
Service Area)) provider in 60 miles
and 70 minutes

Service Areas

□ Medica Elect MNN001

60.71 miles



Access Detail By County

July 7, 2025

Created by...
Medica

Access Analysis
Pediatric Specialty Care

Enrollee / Provider Groups
National Proxy Census (Medica Elect MNN001)
Medica Elect MNN001 Pediatric Specialty Care (Medica Regional Service Area)

¹ Access Standard Criteria Abbreviations:

L: Large Metro
M: Metro
I: Micro
R: Rural
C: CEAC

All Enrollees										
State Name	County	Enrollee	Provider	Counts	With Access		Without Access		Average Distance	Average Time
		#	Standard ¹	#	#	%	#	%	1	1
Minnesota	Anoka	1,761	1 in 10 miles and 15 mins	55	1,654	93.9	107	6.1	3.9	4.6
	Benton	242	1 in 20 miles and 30 mins	0	242	100.0	0	0.0	7.6	8.7
	Brown	138	1 in 30 miles and 40 mins	4	138	100.0	0	0.0	11.2	12.2
	Carlton	177	1 in 30 miles and 40 mins	2	176	99.4	1	0.6	15.4	16.8
	Carver	400	1 in 10 miles and 15 mins	12	342	85.5	58	14.5	5.5	6.1
	Chisago	270	1 in 10 miles and 15 mins	93	225	83.3	45	16.7	5.6	6.1
	Dakota	1,846	1 in 10 miles and 15 mins	222	1,812	98.2	34	1.8	2.6	3.2
	Goodhue	225	1 in 20 miles and 30 mins	0	81	36.0	144	64.0	22.3	24.2
	Hennepin	5,023	1 in 5 miles and 10 mins	1,570	4,710	93.8	313	6.2	2.2	3.3
	Isanti	232	1 in 20 miles and 30 mins	2	232	100.0	0	0.0	6.8	7.4
	Kanabec	351	1 in 30 miles and 40 mins	0	351	100.0	0	0.0	18.9	20.6
	Kandiyohi	233	1 in 20 miles and 30 mins	1	213	91.4	20	8.6	8.7	9.4
	Lake	209	1 in 60 miles and 70 mins	0	154	73.7	55	26.3	45.5	51.2
	Le Sueur	138	1 in 20 miles and 30 mins	0	99	71.7	39	28.3	18.0	19.6
	McLeod	189	1 in 20 miles and 30 mins	0	91	48.1	98	51.9	19.8	21.6
	Meeker	125	1 in 30 miles and 40 mins	0	100	80.0	25	20.0	26.6	29.2
	Mille Lacs	148	1 in 30 miles and 40 mins	6	148	100.0	0	0.0	4.2	4.5
	Nicollet	162	1 in 20 miles and 30 mins	0	161	99.4	1	0.6	8.7	9.5
	Pine	293	1 in 30 miles and 40 mins	3	293	100.0	0	0.0	14.2	15.5
	Ramsey	2,547	1 in 5 miles and 10 mins	565	2,512	98.6	35	1.4	1.8	2.8
	Rice	319	1 in 10 miles and 15 mins	4	246	77.1	73	22.9	5.3	5.8
	Scott	612	1 in 10 miles and 15 mins	4	491	80.2	121	19.8	5.6	6.2
	Sherburne	505	1 in 10 miles and 15 mins	56	460	91.1	45	8.9	5.3	5.8
	Sibley	164	1 in 30 miles and 40 mins	3	164	100.0	0	0.0	7.6	8.3
	St. Louis	912	1 in 10 miles and 15 mins	106	600	65.8	312	34.2	11.6	13.0
	Wabasha	105	1 in 30 miles and 40 mins	2	105	100.0	0	0.0	13.0	14.1
	Washington	1,042	1 in 10 miles and 15 mins	192	1,019	97.8	23	2.2	3.7	4.4
	Wright	741	1 in 10 miles and 15 mins	7	494	66.7	247	33.3	8.1	8.9
	Grand Totals	8,408	1 in 10 miles and 15 mins	751	7,343	87.3	1,065	12.7	5.2	5.9
		1,421	1 in 20 miles and 30 mins	3	1,119	78.7	302	21.3	12.7	13.9
		1,501	1 in 30 miles and 40 mins	20	1,475	98.3	26	1.7	14.4	15.7
		7,570	1 in 5 miles and 10 mins	2,135	7,222	95.4	348	4.6	2.0	3.1
		209	1 in 60 miles and 70 mins	0	154	73.7	55	26.3	45.5	51.2

Pulmonology/Medica Elect/MNN001

July 7, 2025

Created by...
Medica

Medica Elect MNN001 Pulmonology
363 providers at 204 locations
■ All providers

Pulmonology

Employee Group
National Proxy Census (Medica Elect MNN001)

Provider Group
Medica Elect MNN001 Pulmonology (Medica Regional Service Area)

19,109 enrollee locations
◆ With access (19,019)
● Without access (90)

The Access Standard is defined as (National Proxy Census (Medica Elect MNN001)) enrollees accessing in:

Large Metro areas...
1 (Medica Elect MNN001 Pulmonology (Medica Regional Service Area)) provider in 10 miles and 20 minutes

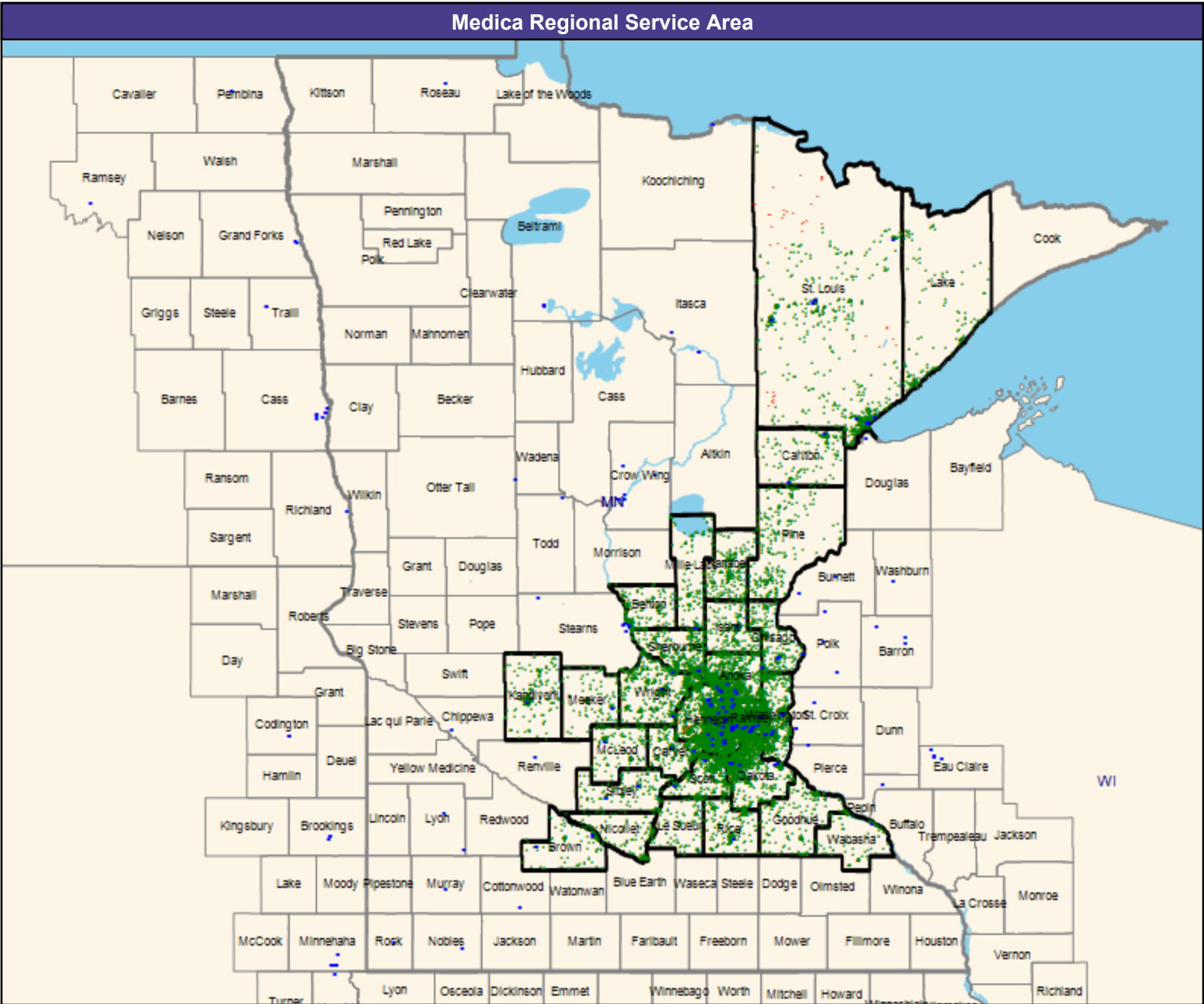
Metro areas...
1 (Medica Elect MNN001 Pulmonology (Medica Regional Service Area)) provider in 30 miles and 45 minutes

Micro areas...
1 (Medica Elect MNN001 Pulmonology (Medica Regional Service Area)) provider in 45 miles and 60 minutes

Rural areas...
1 (Medica Elect MNN001 Pulmonology (Medica Regional Service Area)) provider in 60 miles and 75 minutes

CEAC areas...
1 (Medica Elect MNN001 Pulmonology (Medica Regional Service Area)) provider in 100 miles and 110 minutes

Service Areas
☐ Medica Elect MNN001



July 7, 2025

Access Analysis
Pulmonology

Enrollee / Provider Groups
National Proxy Census (Medica Elect
MNN001)
Medica Elect MNN001 Pulmonology
(Medica Regional Service Area)

¹ Access Standard Criteria Abbreviations:
L: Large Metro
M: Metro
I: Micro
R: Rural
C: CEAC

[illegible]

© 2025 Quest Analytics, LLC.

Access Detail By County

Created by...
Medica

Access Analysis
Rheumatology
Enrollee / Provider Groups
National Proxy Census (Medica Elect
MNN001)
Medica Elect MNN001
Rheumatology (Medica Regional
Service Area)

1 Access Standard Criteria Abbreviations:
L: Large Metro
M: Metro
I: Micro
R: Rural
C: CEAC

[illegible]

Speech Therapy/Medica Elect/MNN001

July 7, 2025

Created by...
Medica

Medica Elect MNN001 Speech Therapy

1,245 providers at 425 locations

■ All providers

Speech Therapy

Employee Group

National Proxy Census (Medica Elect MNN001)

Provider Group

Medica Elect MNN001 Speech Therapy (Medica Regional Service Area)

19,109 enrollee locations

◆ With access (19,035)

● Without access (74)

The Access Standard is defined as (National Proxy Census (Medica Elect MNN001)) enrollees accessing in:

Large Metro areas...

1 (Medica Elect MNN001 Speech Therapy (Medica Regional Service Area)) provider in 10 miles and 20 minutes

Metro areas...

1 (Medica Elect MNN001 Speech Therapy (Medica Regional Service Area)) provider in 30 miles and 45 minutes

Micro areas...

1 (Medica Elect MNN001 Speech Therapy (Medica Regional Service Area)) provider in 60 miles and 80 minutes

Rural areas...

1 (Medica Elect MNN001 Speech Therapy (Medica Regional Service Area)) provider in 60 miles and 75 minutes

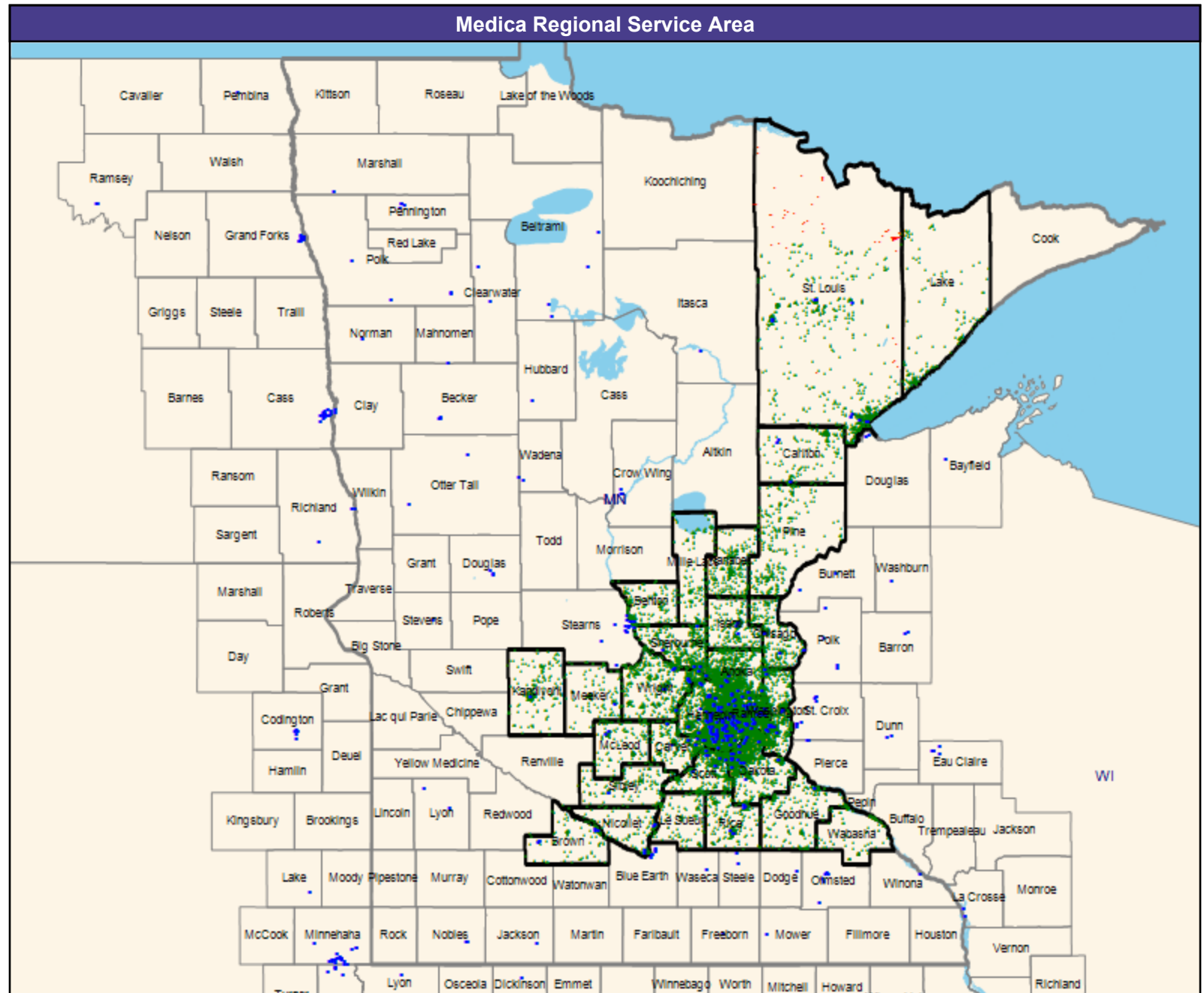
CEAC areas...

1 (Medica Elect MNN001 Speech Therapy (Medica Regional Service Area)) provider in 100 miles and 110 minutes

Service Areas

□ Medica Elect MNN001

60.71 miles



Access Detail By County

July 7, 2025

Created by...
MedicaAccess Analysis
Speech Therapy
Enrollee / Provider Groups
National Proxy Census (Medica Elect
MNN001)
Medica Elect MNN001 Speech
Therapy (Medica Regional Service
Area)¹ Access Standard Criteria Abbreviations:L: Large Metro
M: Metro
I: Micro
R: Rural
C: CEAC

All Enrollees										
State Name	County	Enrollee	Provider	Counts	With Access		Without Access		Average Distance	Average Time
		#	Standard ¹	#	#	%	#	%	1	1
Minnesota	Anoka	1,761	1 in 30 miles and 45 mins	242	1,761	100.0	0	0.0	3.4	4.0
	Benton	242	1 in 60 miles and 80 mins	2	242	100.0	0	0.0	7.9	8.6
	Brown	138	1 in 60 miles and 75 mins	16	138	100.0	0	0.0	6.7	7.2
	Carlton	177	1 in 60 miles and 75 mins	3	177	100.0	0	0.0	13.1	14.2
	Carver	400	1 in 30 miles and 45 mins	77	400	100.0	0	0.0	3.9	4.3
	Chisago	270	1 in 30 miles and 45 mins	2	270	100.0	0	0.0	5.8	6.3
	Dakota	1,846	1 in 30 miles and 45 mins	243	1,846	100.0	0	0.0	2.6	3.3
	Goodhue	225	1 in 60 miles and 80 mins	10	225	100.0	0	0.0	11.2	12.2
	Hennepin	5,023	1 in 10 miles and 20 mins	1,051	5,023	100.0	0	0.0	1.5	2.4
	Isanti	232	1 in 60 miles and 80 mins	43	232	100.0	0	0.0	5.5	6.0
	Kanabec	351	1 in 60 miles and 75 mins	0	351	100.0	0	0.0	24.4	26.5
	Kandiyohi	233	1 in 60 miles and 80 mins	3	233	100.0	0	0.0	8.5	9.3
	Lake	209	1 in 100 miles and 110 m...	0	209	100.0	0	0.0	40.0	44.5
	Le Sueur	138	1 in 60 miles and 80 mins	0	138	100.0	0	0.0	12.4	13.5
	McLeod	189	1 in 60 miles and 80 mins	11	189	100.0	0	0.0	9.6	10.5
	Meeker	125	1 in 60 miles and 75 mins	1	125	100.0	0	0.0	10.8	11.7
	Mille Lacs	148	1 in 60 miles and 75 mins	0	148	100.0	0	0.0	20.1	21.9
	Nicollet	162	1 in 60 miles and 80 mins	21	162	100.0	0	0.0	4.4	4.7
	Pine	293	1 in 60 miles and 75 mins	0	293	100.0	0	0.0	17.7	19.3
	Ramsey	2,547	1 in 10 miles and 20 mins	348	2,547	100.0	0	0.0	1.6	2.6
Grand Totals	Rice	319	1 in 30 miles and 45 mins	10	319	100.0	0	0.0	4.8	5.2
	Scott	612	1 in 30 miles and 45 mins	24	612	100.0	0	0.0	3.7	4.1
	Sherburne	505	1 in 30 miles and 45 mins	20	505	100.0	0	0.0	4.6	4.9
	Sibley	164	1 in 60 miles and 75 mins	1	164	100.0	0	0.0	12.1	13.2
	St. Louis	912	1 in 30 miles and 45 mins	103	838	91.9	74	8.1	9.9	11.1
	Wabasha	105	1 in 60 miles and 75 mins	0	105	100.0	0	0.0	23.3	25.4
	Washington	1,042	1 in 30 miles and 45 mins	216	1,042	100.0	0	0.0	3.0	3.5
	Wright	741	1 in 30 miles and 45 mins	184	741	100.0	0	0.0	4.7	5.2
Grand Totals		8,408	1 in 30 miles and 45 mins	1,121	8,334	99.1	74	0.9	4.2	4.9
		1,421	1 in 60 miles and 80 mins	90	1,421	100.0	0	0.0	8.4	9.1
		1,501	1 in 60 miles and 75 mins	21	1,501	100.0	0	0.0	17.1	18.7
		7,570	1 in 10 miles and 20 mins	1,399	7,570	100.0	0	0.0	1.6	2.4
		209	1 in 100 miles and 110 m...	0	209	100.0	0	0.0	40.0	44.5

Urology/Medica Elect/MNN001

July 7, 2025

Created by...
Medica

Medica Elect MNN001 Urology

374 providers at 256 locations

■ All providers

Urology

Employee Group

National Proxy Census (Medica Elect
MNN001)

Provider Group

Medica Elect MNN001 Urology
(Medica Regional Service Area)

19,109 enrollee locations

◆ With access (18,943)

● Without access (166)

The Access Standard is defined as
(National Proxy Census (Medica Elect
MNN001)) enrollees accessing in:

Large Metro areas...

1 (Medica Elect MNN001 Urology
(Medica Regional Service Area))
provider in 10 miles and 20 minutes

Metro areas...

1 (Medica Elect MNN001 Urology
(Medica Regional Service Area))
provider in 30 miles and 45 minutes

Micro areas...

1 (Medica Elect MNN001 Urology
(Medica Regional Service Area))
provider in 45 miles and 60 minutes

Rural areas...

1 (Medica Elect MNN001 Urology
(Medica Regional Service Area))
provider in 60 miles and 75 minutes

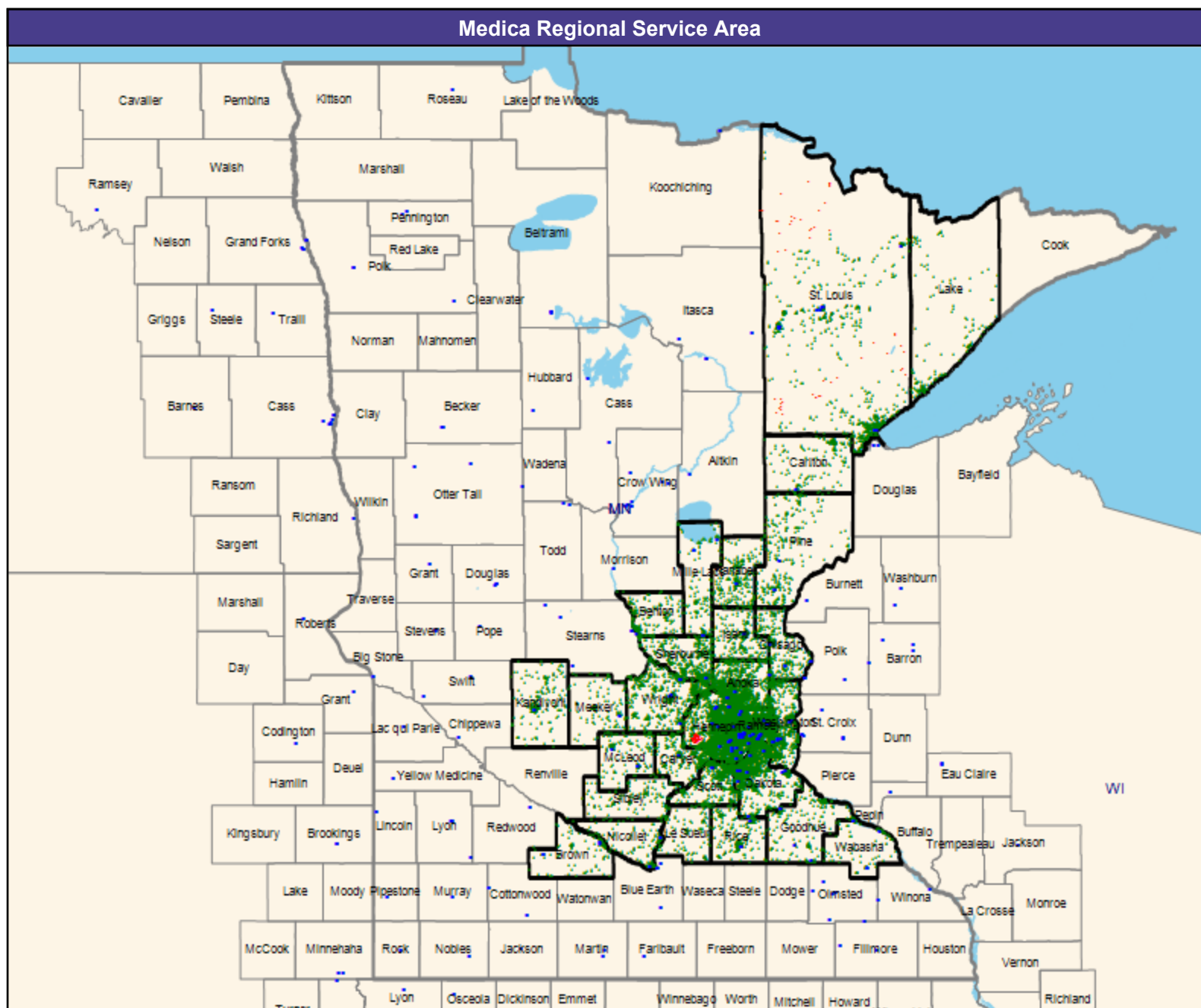
CEAC areas...

1 (Medica Elect MNN001 Urology
(Medica Regional Service Area))
provider in 100 miles and 110
minutes

Service Areas

□ Medica Elect MNN001

60.71 miles



Access Detail By County

July 7, 2025

Created by...
Medica

Access Analysis
Urology

Enrollee / Provider Groups
National Proxy Census (Medica Elect MNN001)
Medica Elect MNN001 Urology (Medica Regional Service Area)

¹ Access Standard Criteria Abbreviations:
L: Large Metro
M: Metro
I: Micro
R: Rural
C: CEAC

All Enrollees										
State Name	County	Enrollee	Provider	Counts	With Access		Without Access		Average Distance	Average Time
		#	Standard ¹	#	#	%	#	%	1	1
Minnesota	Anoka	1,761	1 in 30 miles and 45 mins	29	1,761	100.0	0	0.0	5.1	6.4
	Benton	242	1 in 45 miles and 60 mins	0	242	100.0	0	0.0	8.9	9.9
	Brown	138	1 in 60 miles and 75 mins	3	138	100.0	0	0.0	6.9	7.5
	Carlton	177	1 in 60 miles and 75 mins	6	177	100.0	0	0.0	15.5	16.9
	Carver	400	1 in 30 miles and 45 mins	7	400	100.0	0	0.0	7.3	8.4
	Chisago	270	1 in 30 miles and 45 mins	11	270	100.0	0	0.0	5.3	5.8
	Dakota	1,846	1 in 30 miles and 45 mins	29	1,846	100.0	0	0.0	3.5	4.4
	Goodhue	225	1 in 45 miles and 60 mins	3	225	100.0	0	0.0	10.0	10.9
	Hennepin	5,023	1 in 10 miles and 20 mins	298	4,909	97.7	114	2.3	3.1	4.7
	Isanti	232	1 in 45 miles and 60 mins	10	232	100.0	0	0.0	6.8	7.4
	Kanabec	351	1 in 60 miles and 75 mins	2	351	100.0	0	0.0	6.1	6.6
	Kandiyohi	233	1 in 45 miles and 60 mins	11	233	100.0	0	0.0	7.5	8.2
	Lake	209	1 in 100 miles and 110 m...	0	209	100.0	0	0.0	37.3	42.6
	Le Sueur	138	1 in 45 miles and 60 mins	0	138	100.0	0	0.0	14.8	16.1
	McLeod	189	1 in 45 miles and 60 mins	2	189	100.0	0	0.0	6.0	6.5
	Meeker	125	1 in 60 miles and 75 mins	1	125	100.0	0	0.0	11.3	12.3
	Mille Lacs	148	1 in 60 miles and 75 mins	2	148	100.0	0	0.0	8.4	9.2
	Nicollet	162	1 in 45 miles and 60 mins	4	162	100.0	0	0.0	5.2	5.6
	Pine	293	1 in 60 miles and 75 mins	4	293	100.0	0	0.0	9.1	9.9
	Ramsey	2,547	1 in 10 miles and 20 mins	98	2,547	100.0	0	0.0	2.3	3.7
Grand Totals	Rice	319	1 in 30 miles and 45 mins	9	319	100.0	0	0.0	5.3	5.8
	Scott	612	1 in 30 miles and 45 mins	8	612	100.0	0	0.0	7.2	8.0
	Sherburne	505	1 in 30 miles and 45 mins	3	505	100.0	0	0.0	6.6	7.3
	Sibley	164	1 in 60 miles and 75 mins	0	164	100.0	0	0.0	15.9	17.3
	St. Louis	912	1 in 30 miles and 45 mins	71	860	94.3	52	5.7	9.6	11.0
	Wabasha	105	1 in 60 miles and 75 mins	4	105	100.0	0	0.0	5.2	5.6
	Washington	1,042	1 in 30 miles and 45 mins	68	1,042	100.0	0	0.0	4.4	5.2
	Wright	741	1 in 30 miles and 45 mins	15	741	100.0	0	0.0	7.1	7.8
		8,408	1 in 30 miles and 45 mins	250	8,356	99.4	52	0.6	5.7	6.7
		1,421	1 in 45 miles and 60 mins	30	1,421	100.0	0	0.0	8.3	9.0
		1,501	1 in 60 miles and 75 mins	22	1,501	100.0	0	0.0	9.5	10.4
		7,570	1 in 10 miles and 20 mins	396	7,456	98.5	114	1.5	2.8	4.4
		209	1 in 100 miles and 110 m...	0	209	100.0	0	0.0	37.3	42.6

Vascular Surgery/Medica Elect/MNN001

July 7, 2025

Created by...
Medica

Medica Elect MNN001 Vascular Surgery

144 providers at 157 locations

■ All providers

Vascular Surgery

Employee Group

National Proxy Census (Medica Elect MNN001)

Provider Group

Medica Elect MNN001 Vascular Surgery (Medica Regional Service Area)

19,109 enrollee locations

◆ With access (19,051)

● Without access (58)

The Access Standard is defined as (National Proxy Census (Medica Elect MNN001)) enrollees accessing in:

Large Metro areas...

1 (Medica Elect MNN001 Vascular Surgery (Medica Regional Service Area)) provider in 15 miles and 30 minutes

Metro areas...

1 (Medica Elect MNN001 Vascular Surgery (Medica Regional Service Area)) provider in 40 miles and 60 minutes

Micro areas...

1 (Medica Elect MNN001 Vascular Surgery (Medica Regional Service Area)) provider in 75 miles and 100 minutes

Rural areas...

1 (Medica Elect MNN001 Vascular Surgery (Medica Regional Service Area)) provider in 90 miles and 110 minutes

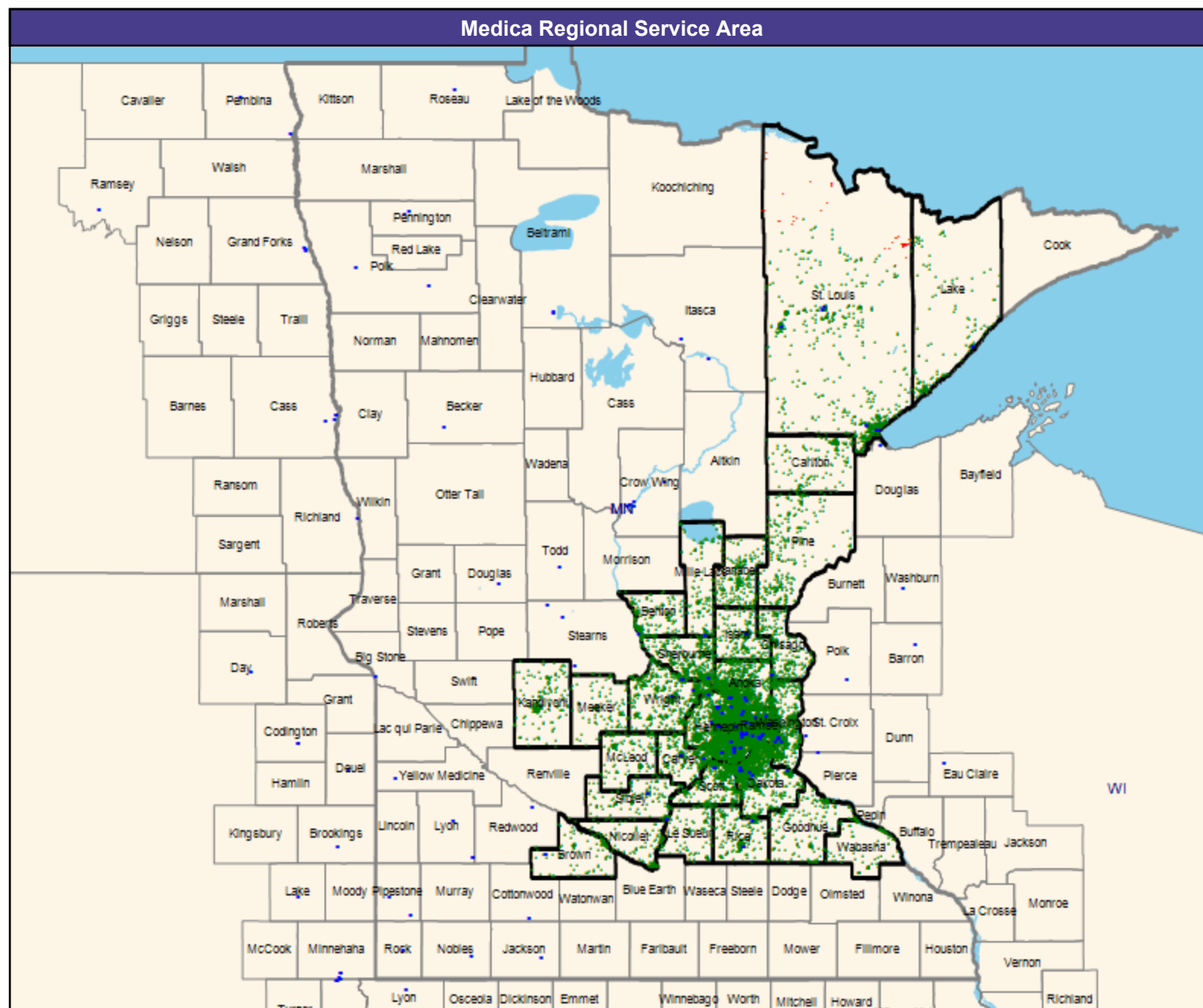
CEAC areas...

1 (Medica Elect MNN001 Vascular Surgery (Medica Regional Service Area)) provider in 130 miles and 145 minutes

Service Areas

□ Medica Elect MNN001

60.71 miles



Access Detail By County

Created by...
Medica

Access Analysis
Vascular Surgery
Enrollee / Provider Groups
National Proxy Census (Medica Elect
MNN001)
Medica Elect MNN001 Vascular
Surgery (Medica Regional Service
Area)

1 Access Standard Criteria Abbreviations:
L: Large Metro
M: Metro
I: Micro
R: Rural
C: CEAC

[illegible]

Acute Inpatient Hospitals/Medica Elect/MNN001

July 7, 2025

Created by...
MedicaMedica Elect MNN001 Acute Inpatient
Hospitals

200 providers at 205 locations

■ All providers

Acute Inpatient Hospitals

Employee Group

National Proxy Census (Medica Elect
MNN001)

Provider Group

Medica Elect MNN001 Acute Inpatient
Hospitals (Medica Regional Service
Area)

19,109 enrollee locations

◆ With access (18,871)

● Without access (238)

The Access Standard is defined as
(National Proxy Census (Medica Elect
MNN001)) enrollees accessing in:

Large Metro areas...

1 (Medica Elect MNN001 Acute
Inpatient Hospitals (Medica Regional
Service Area)) provider in 10 miles
and 20 minutes

Metro areas...

1 (Medica Elect MNN001 Acute
Inpatient Hospitals (Medica Regional
Service Area)) provider in 30 miles
and 45 minutes

Micro areas...

1 (Medica Elect MNN001 Acute
Inpatient Hospitals (Medica Regional
Service Area)) provider in 60 miles
and 80 minutes

Rural areas...

1 (Medica Elect MNN001 Acute
Inpatient Hospitals (Medica Regional
Service Area)) provider in 60 miles
and 75 minutes

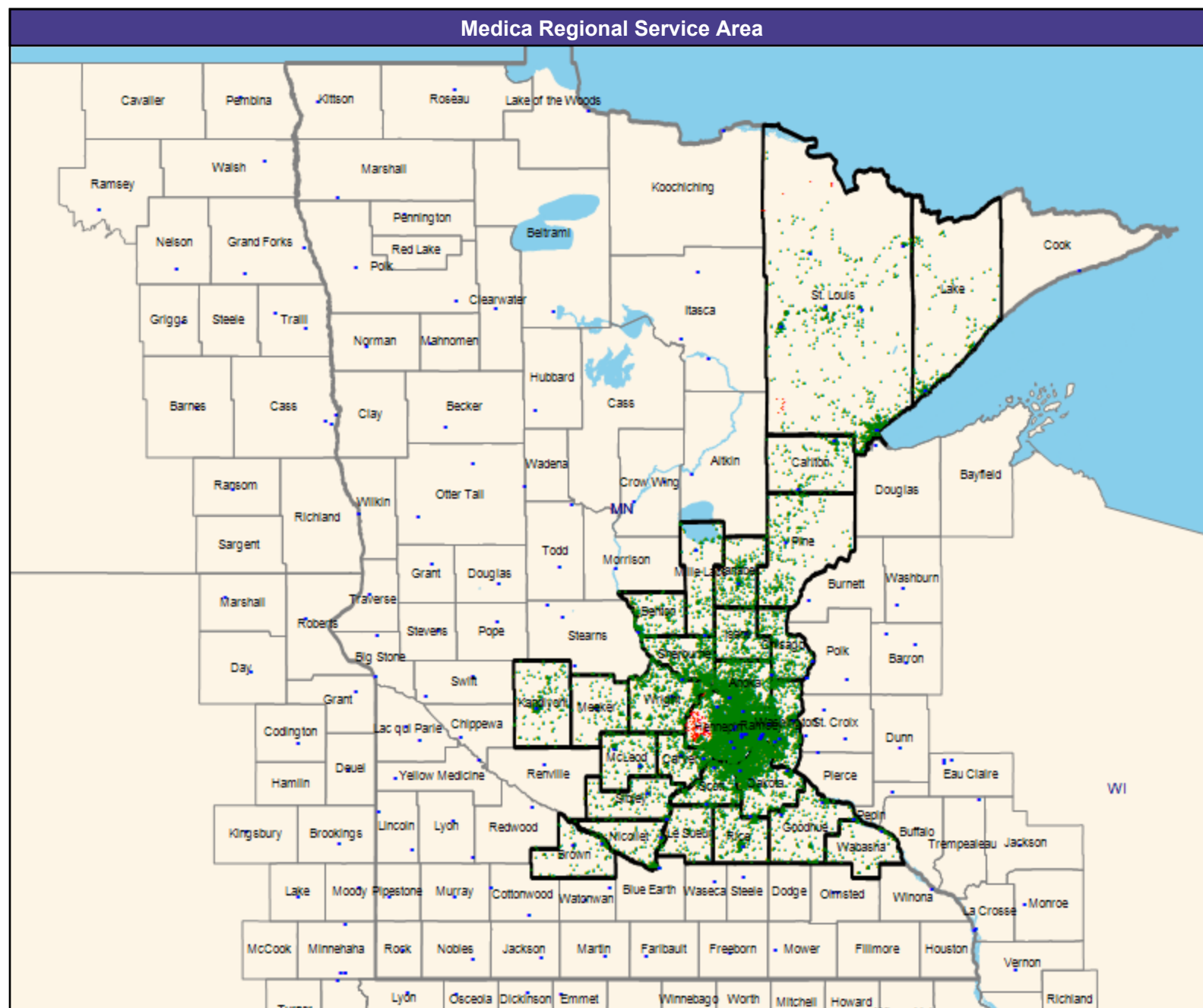
CEAC areas...

1 (Medica Elect MNN001 Acute
Inpatient Hospitals (Medica Regional
Service Area)) provider in 100 miles
and 110 minutes

Service Areas

□ Medica Elect MNN001

60.71 miles



Access Detail By County

July 7, 2025

Created by...
Medica

Access Analysis
Acute Inpatient Hospitals

Enrollee / Provider Groups
National Proxy Census (Medica Elect MNN001)
Medica Elect MNN001 Acute Inpatient Hospitals (Medica Regional Service Area)

¹ Access Standard Criteria Abbreviations:

L: Large Metro
M: Metro
I: Micro
R: Rural
C: CEAC

All Enrollees										
State Name	County	Enrollee	Provider	Counts	With Access		Without Access		Average Distance	Average Time
		#	Standard ¹	#	#	%	#	%	1	1
Minnesota	Anoka	1,761	1 in 30 miles and 45 mins	4	1,761	100.0	0	0.0	6.5	8.5
	Benton	242	1 in 60 miles and 80 mins	0	242	100.0	0	0.0	9.1	10.7
	Brown	138	1 in 60 miles and 75 mins	2	138	100.0	0	0.0	6.5	7.0
	Carlton	177	1 in 60 miles and 75 mins	2	177	100.0	0	0.0	7.2	7.8
	Carver	400	1 in 30 miles and 45 mins	2	400	100.0	0	0.0	5.7	6.3
	Chisago	270	1 in 30 miles and 45 mins	1	270	100.0	0	0.0	10.2	11.1
	Dakota	1,846	1 in 30 miles and 45 mins	3	1,846	100.0	0	0.0	6.2	8.0
	Goodhue	225	1 in 60 miles and 80 mins	3	225	100.0	0	0.0	9.1	9.9
	Hennepin	5,023	1 in 10 miles and 20 mins	10	4,801	95.6	222	4.4	4.5	6.9
	Isanti	232	1 in 60 miles and 80 mins	1	232	100.0	0	0.0	7.3	7.9
	Kanabec	351	1 in 60 miles and 75 mins	1	351	100.0	0	0.0	6.4	7.0
	Kandiyohi	233	1 in 60 miles and 80 mins	1	233	100.0	0	0.0	7.3	7.9
	Lake	209	1 in 100 miles and 110 m...	1	209	100.0	0	0.0	15.9	17.3
	Le Sueur	138	1 in 60 miles and 80 mins	1	138	100.0	0	0.0	8.5	9.2
	McLeod	189	1 in 60 miles and 80 mins	2	189	100.0	0	0.0	6.0	6.5
	Meeker	125	1 in 60 miles and 75 mins	1	125	100.0	0	0.0	8.8	9.6
	Mille Lacs	148	1 in 60 miles and 75 mins	1	148	100.0	0	0.0	9.7	10.6
	Nicollet	162	1 in 60 miles and 80 mins	1	162	100.0	0	0.0	5.7	6.1
	Pine	293	1 in 60 miles and 75 mins	1	293	100.0	0	0.0	11.7	12.7
	Ramsey	2,547	1 in 10 miles and 20 mins	8	2,547	100.0	0	0.0	3.4	5.6
	Rice	319	1 in 30 miles and 45 mins	1	319	100.0	0	0.0	5.5	5.9
	Scott	612	1 in 30 miles and 45 mins	2	612	100.0	0	0.0	6.4	7.3
	Sherburne	505	1 in 30 miles and 45 mins	1	505	100.0	0	0.0	9.0	9.9
	Sibley	164	1 in 60 miles and 75 mins	1	164	100.0	0	0.0	9.7	10.6
	St. Louis	912	1 in 30 miles and 45 mins	8	896	98.2	16	1.8	7.6	8.9
	Wabasha	105	1 in 60 miles and 75 mins	1	105	100.0	0	0.0	10.0	10.9
	Washington	1,042	1 in 30 miles and 45 mins	4	1,042	100.0	0	0.0	4.8	5.7
	Wright	741	1 in 30 miles and 45 mins	2	741	100.0	0	0.0	9.7	10.7
	Grand Totals	8,408	1 in 30 miles and 45 mins	28	8,392	99.8	16	0.2	6.8	8.2
		1,421	1 in 60 miles and 80 mins	9	1,421	100.0	0	0.0	7.6	8.4
		1,501	1 in 60 miles and 75 mins	10	1,501	100.0	0	0.0	8.7	9.4
		7,570	1 in 10 miles and 20 mins	18	7,348	97.1	222	2.9	4.1	6.5
		209	1 in 100 miles and 110 m...	1	209	100.0	0	0.0	15.9	17.3

Cardiac Catheterization Services/Medica Elect/MNN001

July 7, 2025

Created by...
Medica

Medica Elect MNN001 Cardiac
Catheterization Services

77 providers at 77 locations

■ All providers

Cardiac Catheterization Services

Employee Group

National Proxy Census (Medica Elect
MNN001)

Provider Group

Medica Elect MNN001 Cardiac
Catheterization Services (Medica
Regional Service Area)

19,109 enrollee locations

◆ With access (19,048)

● Without access (61)

The Access Standard is defined as
(National Proxy Census (Medica Elect
MNN001)) enrollees accessing in:

Large Metro areas...

1 (Medica Elect MNN001 Cardiac
Catheterization Services (Medica
Regional Service Area)) provider in
15 miles and 30 minutes

Metro areas...

1 (Medica Elect MNN001 Cardiac
Catheterization Services (Medica
Regional Service Area)) provider in
40 miles and 60 minutes

Micro areas...

1 (Medica Elect MNN001 Cardiac
Catheterization Services (Medica
Regional Service Area)) provider in
120 miles and 160 minutes

Rural areas...

1 (Medica Elect MNN001 Cardiac
Catheterization Services (Medica
Regional Service Area)) provider in
120 miles and 145 minutes

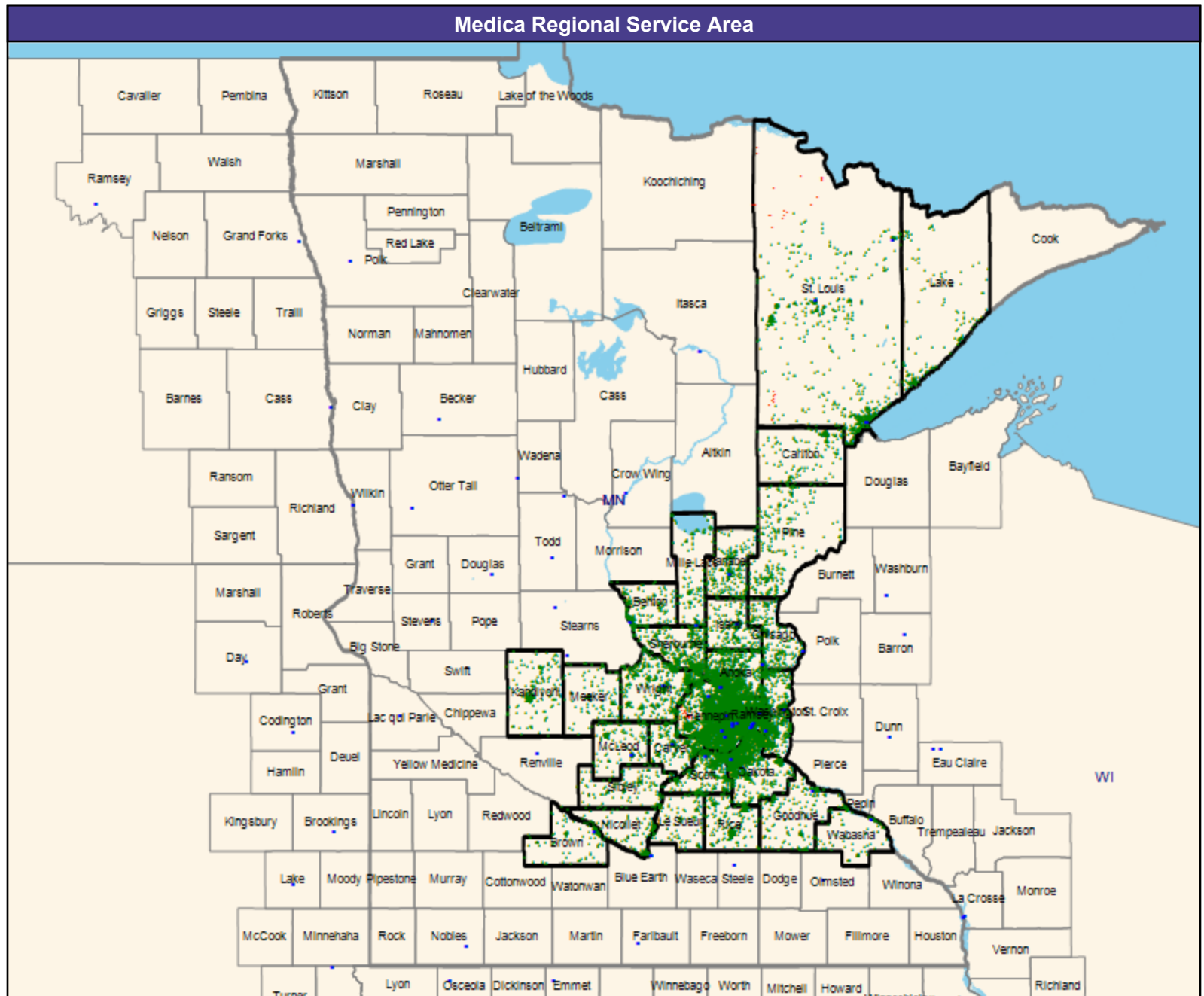
CEAC areas...

1 (Medica Elect MNN001 Cardiac
Catheterization Services (Medica
Regional Service Area)) provider in
140 miles and 155 minutes

Service Areas

□ Medica Elect MNN001

60.71 miles



Access Detail By County

Created by...
Medica

1 Access Standard Criteria Abbreviations:
L: Large Metro
M: Metro
I: Micro
R: Rural
C: CEAC

[illegible]

Cardiac Surgery Program/Medica Elect/MNN001

July 7, 2025

Created by...
Medica

Medica Elect MNN001 Cardiac Surgery Program

42 providers at 42 locations

■ All providers

Cardiac Surgery Program

Employee Group

National Proxy Census (Medica Elect MNN001)

Provider Group

Medica Elect MNN001 Cardiac Surgery Program (Medica Regional Service Area)

19,109 enrollee locations

◆ With access (18,638)

● Without access (471)

The Access Standard is defined as (National Proxy Census (Medica Elect MNN001)) enrollees accessing in:

Large Metro areas...

1 (Medica Elect MNN001 Cardiac Surgery Program (Medica Regional Service Area)) provider in 15 miles and 30 minutes

Metro areas...

1 (Medica Elect MNN001 Cardiac Surgery Program (Medica Regional Service Area)) provider in 40 miles and 60 minutes

Micro areas...

1 (Medica Elect MNN001 Cardiac Surgery Program (Medica Regional Service Area)) provider in 120 miles and 160 minutes

Rural areas...

1 (Medica Elect MNN001 Cardiac Surgery Program (Medica Regional Service Area)) provider in 120 miles and 145 minutes

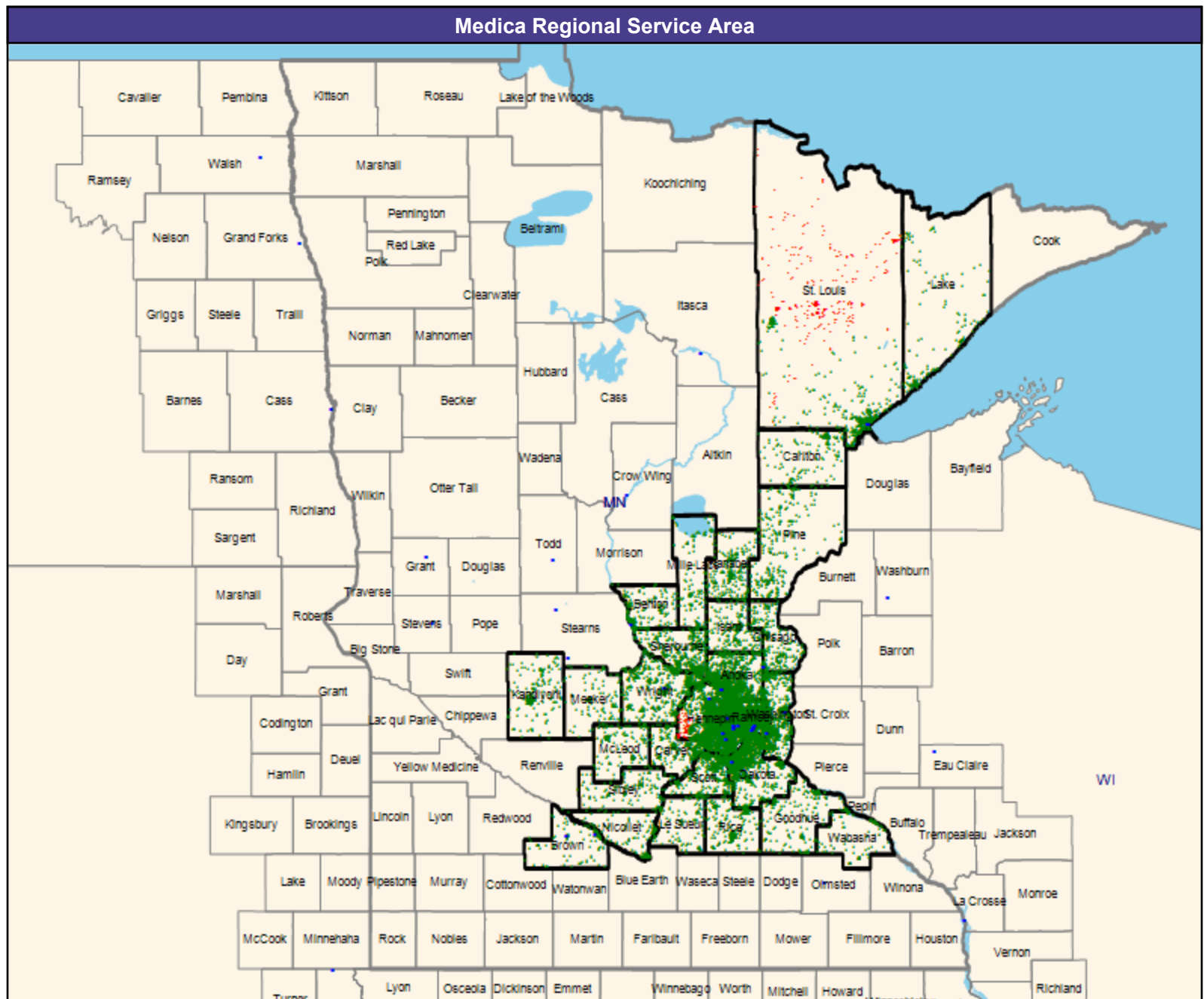
CEAC areas...

1 (Medica Elect MNN001 Cardiac Surgery Program (Medica Regional Service Area)) provider in 140 miles and 155 minutes

Service Areas

□ Medica Elect MNN001

60.71 miles



Access Detail By County

July 7, 2025

Created by...
Medica

Access Analysis
Cardiac Surgery Program

Enrollee / Provider Groups
National Proxy Census (Medica Elect MNN001)
Medica Elect MNN001 Cardiac Surgery Program (Medica Regional Service Area)

¹ Access Standard Criteria Abbreviations:

L: Large Metro
M: Metro
I: Micro
R: Rural
C: CEAC

All Enrollees										
State Name	County	Enrollee	Provider	Counts	With Access		Without Access		Average Distance	Average Time
		#	Standard ¹	#	#	%	#	%	1	1
Minnesota	Anoka	1,761	1 in 40 miles and 60 mins	2	1,761	100.0	0	0.0	7.9	10.5
	Benton	242	1 in 120 miles and 160 m...	0	242	100.0	0	0.0	9.6	11.4
	Brown	138	1 in 120 miles and 145 m...	2	138	100.0	0	0.0	6.8	7.4
	Carlton	177	1 in 120 miles and 145 m...	0	177	100.0	0	0.0	29.5	41.4
	Carver	400	1 in 40 miles and 60 mins	0	400	100.0	0	0.0	19.7	24.6
	Chisago	270	1 in 40 miles and 60 mins	1	270	100.0	0	0.0	14.7	16.0
	Dakota	1,846	1 in 40 miles and 60 mins	1	1,846	100.0	0	0.0	8.0	10.3
	Goodhue	225	1 in 120 miles and 160 m...	0	225	100.0	0	0.0	32.5	36.2
	Hennepin	5,023	1 in 15 miles and 30 mins	8	4,902	97.6	121	2.4	5.1	8.0
	Isanti	232	1 in 120 miles and 160 m...	0	232	100.0	0	0.0	24.5	27.5
	Kanabec	351	1 in 120 miles and 145 m...	0	351	100.0	0	0.0	45.4	49.9
	Kandiyohi	233	1 in 120 miles and 160 m...	0	233	100.0	0	0.0	27.4	29.9
	Lake	209	1 in 140 miles and 155 m...	0	209	100.0	0	0.0	51.0	71.6
	Le Sueur	138	1 in 120 miles and 160 m...	0	138	100.0	0	0.0	35.0	39.8
	McLeod	189	1 in 120 miles and 160 m...	0	189	100.0	0	0.0	35.2	38.4
	Meeker	125	1 in 120 miles and 145 m...	0	125	100.0	0	0.0	23.6	25.7
	Mille Lacs	148	1 in 120 miles and 145 m...	0	148	100.0	0	0.0	34.7	40.2
	Nicollet	162	1 in 120 miles and 160 m...	0	162	100.0	0	0.0	22.3	24.3
	Pine	293	1 in 120 miles and 145 m...	0	293	100.0	0	0.0	47.1	53.7
	Ramsey	2,547	1 in 15 miles and 30 mins	4	2,547	100.0	0	0.0	4.8	7.9
Grand Totals	Rice	319	1 in 40 miles and 60 mins	0	319	100.0	0	0.0	28.8	34.5
	Scott	612	1 in 40 miles and 60 mins	0	612	100.0	0	0.0	13.4	16.2
	Sherburne	505	1 in 40 miles and 60 mins	0	505	100.0	0	0.0	17.8	20.5
	Sibley	164	1 in 120 miles and 145 m...	0	164	100.0	0	0.0	29.9	32.9
	St. Louis	912	1 in 40 miles and 60 mins	3	562	61.6	350	38.4	30.2	36.7
	Wabasha	105	1 in 120 miles and 145 m...	0	105	100.0	0	0.0	30.1	32.8
	Washington	1,042	1 in 40 miles and 60 mins	3	1,042	100.0	0	0.0	5.8	6.9
	Wright	741	1 in 40 miles and 60 mins	1	741	100.0	0	0.0	11.9	13.2
		8,408	1 in 40 miles and 60 mins	11	8,058	95.8	350	4.2	13.0	15.9
		1,421	1 in 120 miles and 160 m...	0	1,421	100.0	0	0.0	25.9	28.8
		1,501	1 in 120 miles and 145 m...	2	1,501	100.0	0	0.0	34.7	39.7
		7,570	1 in 15 miles and 30 mins	12	7,449	98.4	121	1.6	5.0	8.0
		209	1 in 140 miles and 155 m...	0	209	100.0	0	0.0	51.0	71.6

Critical Care Services - Intensive Care Units (ICU)/Medica Elect/MNN001

July 7, 2025

Created by...
Medica

Medica Elect MNN001 Critical Care
Services - Intensive Care Units (ICU)

141 providers at 141 locations

■ All providers

Critical Care Services - Intensive Care
Units (ICU)

Employee Group

National Proxy Census (Medica Elect
MNN001)

Provider Group

Medica Elect MNN001 Critical Care
Services - Intensive Care Units (ICU)
(Medica Regional Service Area)

19,109 enrollee locations

◆ With access (18,600)

● Without access (509)

The Access Standard is defined as
(National Proxy Census (Medica Elect
MNN001)) enrollees accessing in:

Large Metro areas...

1 (Medica Elect MNN001 Critical
Care Services - Intensive Care Units
(ICU) (Medica Regional Service
Area)) provider in 10 miles and 20
minutes

Metro areas...

1 (Medica Elect MNN001 Critical
Care Services - Intensive Care Units
(ICU) (Medica Regional Service
Area)) provider in 30 miles and 45
minutes

Micro areas...

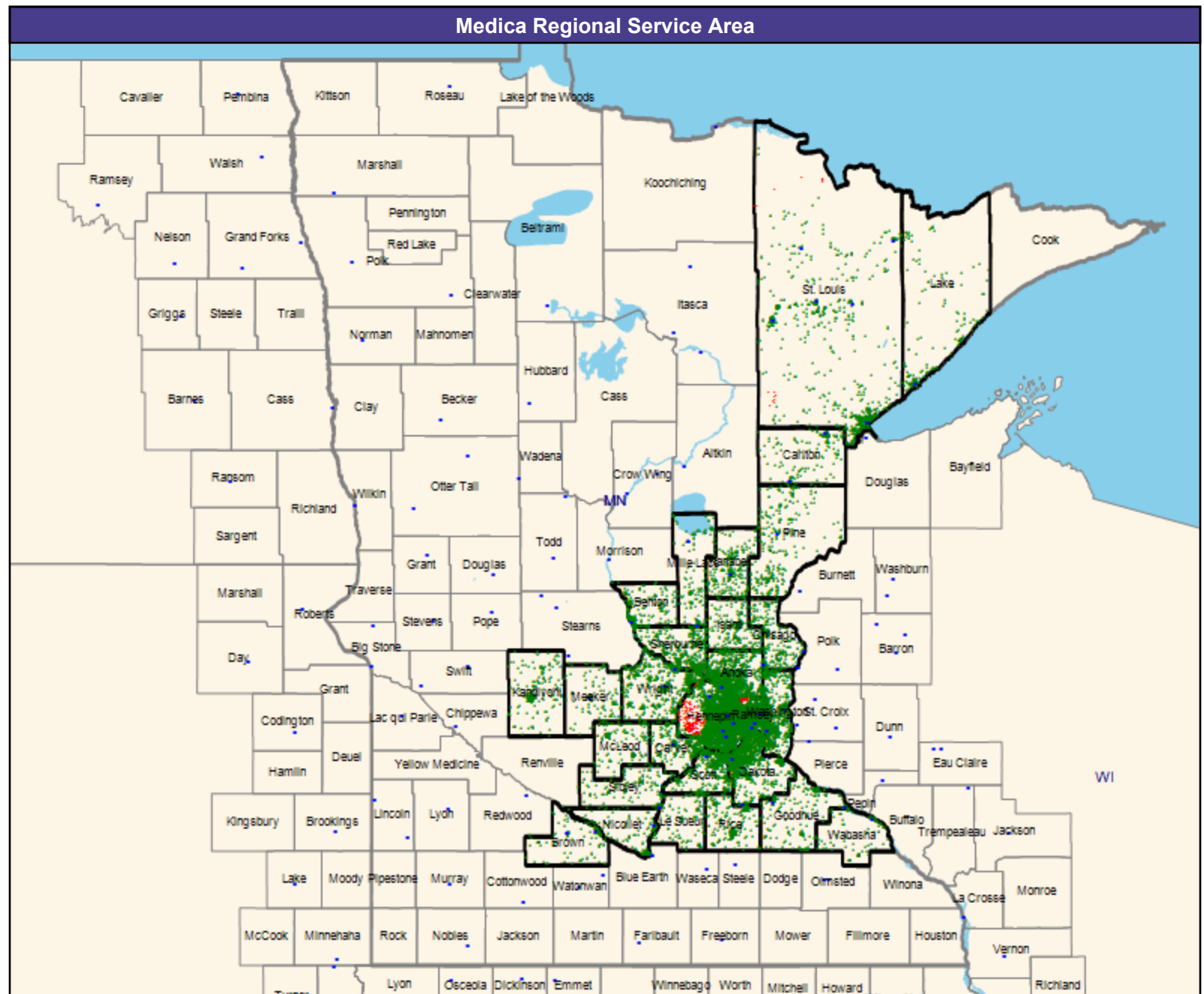
1 (Medica Elect MNN001 Critical
Care Services - Intensive Care Units
(ICU) (Medica Regional Service
Area)) provider in 120 miles and 160
minutes

Rural areas...

1 (Medica Elect MNN001 Critical
Care Services - Intensive Care Units
(ICU) (Medica Regional Service
Area)) provider in 120 miles and 145
minutes

CEAC areas...

1 (Medica Elect MNN001 Critical
Care Services - Intensive Care Units
(ICU) (Medica Regional Service
Area)) provider in 140 miles and 155
minutes



July 7, 2025

Access Analysis
Critical Care Services - Intensive Care
Units (ICU)

Enrollee / Provider Groups
National Proxy Census (Medica Elect
MNN001)
Medica Elect MNN001 Critical Care
Services - Intensive Care Units
(ICU) (Medica Regional Service
Area)

L: Large Metro
M: Metro
I: Micro
R: Rural
C: CEAC

[illegible]

Diagnostic Radiology/Medica Elect/MNN001

July 7, 2025

Created by...
MedicaMedica Elect MNN001 Diagnostic
Radiology

177 providers at 177 locations

■ All providers

Diagnostic Radiology

Employee Group

National Proxy Census (Medica Elect
MNN001)

Provider Group

Medica Elect MNN001 Diagnostic
Radiology (Medica Regional Service
Area)

19,109 enrollee locations

◆ With access (18,677)

● Without access (432)

The Access Standard is defined as
(National Proxy Census (Medica Elect
MNN001)) enrollees accessing in:

Large Metro areas...

1 (Medica Elect MNN001 Diagnostic
Radiology (Medica Regional Service
Area)) provider in 10 miles and 20
minutes

Metro areas...

1 (Medica Elect MNN001 Diagnostic
Radiology (Medica Regional Service
Area)) provider in 30 miles and 45
minutes

Micro areas...

1 (Medica Elect MNN001 Diagnostic
Radiology (Medica Regional Service
Area)) provider in 60 miles and 80
minutes

Rural areas...

1 (Medica Elect MNN001 Diagnostic
Radiology (Medica Regional Service
Area)) provider in 60 miles and 75
minutes

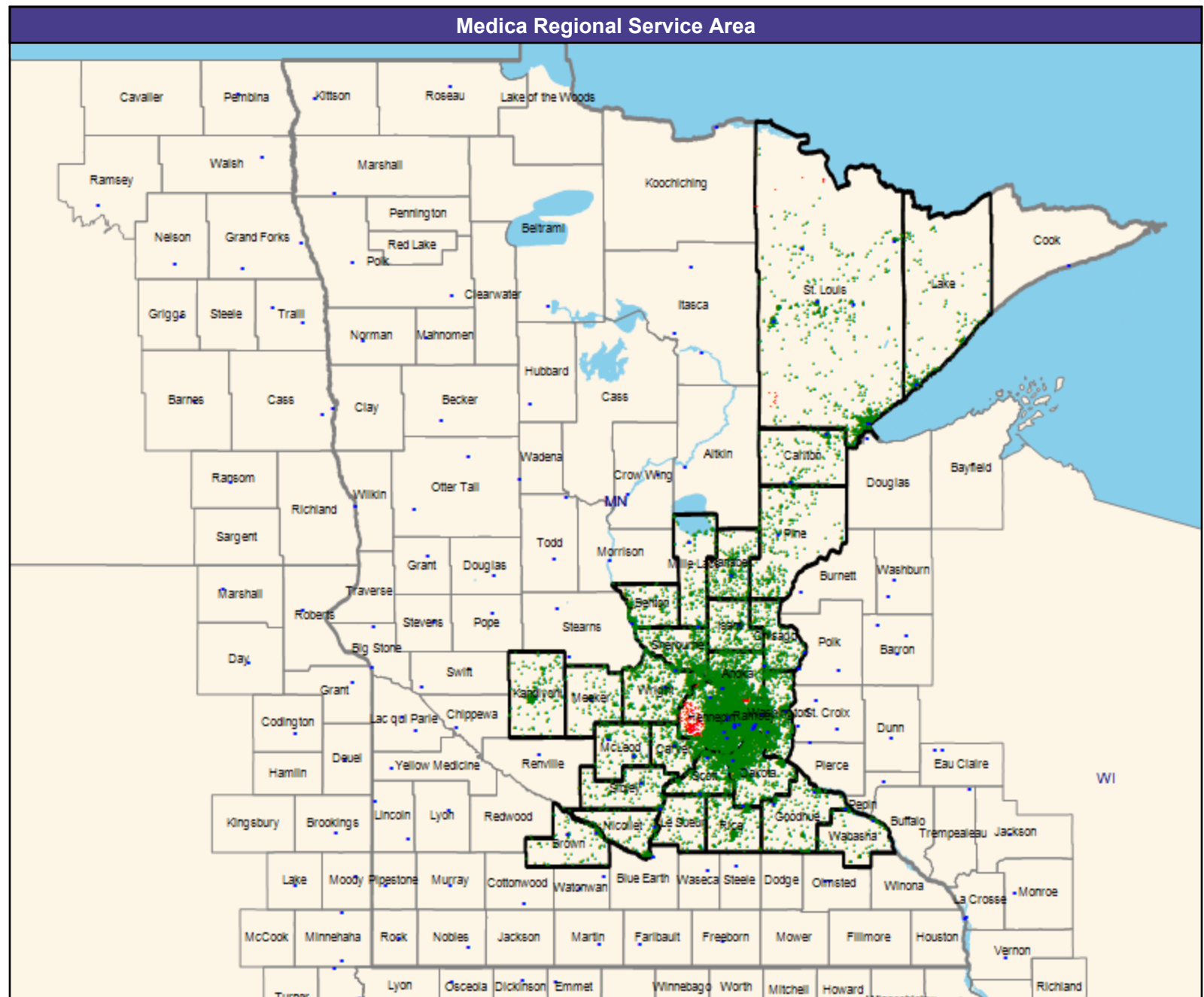
CEAC areas...

1 (Medica Elect MNN001 Diagnostic
Radiology (Medica Regional Service
Area)) provider in 100 miles and 110
minutes

Service Areas

□ Medica Elect MNN001

60.71 miles



Access Detail By County

Created by...
Medica

Access Analysis
Diagnostic Radiology
Enrollee / Provider Groups
National Proxy Census (Medica Elect
MNN001)
Medica Elect MNN001 Diagnostic
Radiology (Medica Regional Service
Area)

1 Access Standard Criteria Abbreviations:
L: Large Metro
M: Metro
I: Micro
R: Rural
C: CEAC

[illegible]

Inpatient or Residential Behavioral Health Facility Services/Medica Elect/MNN001

July 7, 2025

Created by...
MedicaMedica Elect MNN001 Inpatient or
Residential Behavioral Health Facility
Services

111 providers at 181 locations

■ All providers

Inpatient or Residential Behavioral Health
Facility Services

Employee Group

National Proxy Census (Medica Elect
MNN001)

Provider Group

Medica Elect MNN001 Inpatient or
Residential Behavioral Health Facility
Services (Medica Regional Service
Area)

19,109 enrollee locations

◆ With access (19,017)

● Without access (92)

The Access Standard is defined as
(National Proxy Census (Medica Elect
MNN001)) enrollees accessing in:

Large Metro areas...

1 (Medica Elect MNN001 Inpatient or
Residential Behavioral Health Facility
Services (Medica Regional Service
Area)) provider in 15 miles and 30
minutes

Metro areas...

1 (Medica Elect MNN001 Inpatient or
Residential Behavioral Health Facility
Services (Medica Regional Service
Area)) provider in 45 miles and 70
minutes

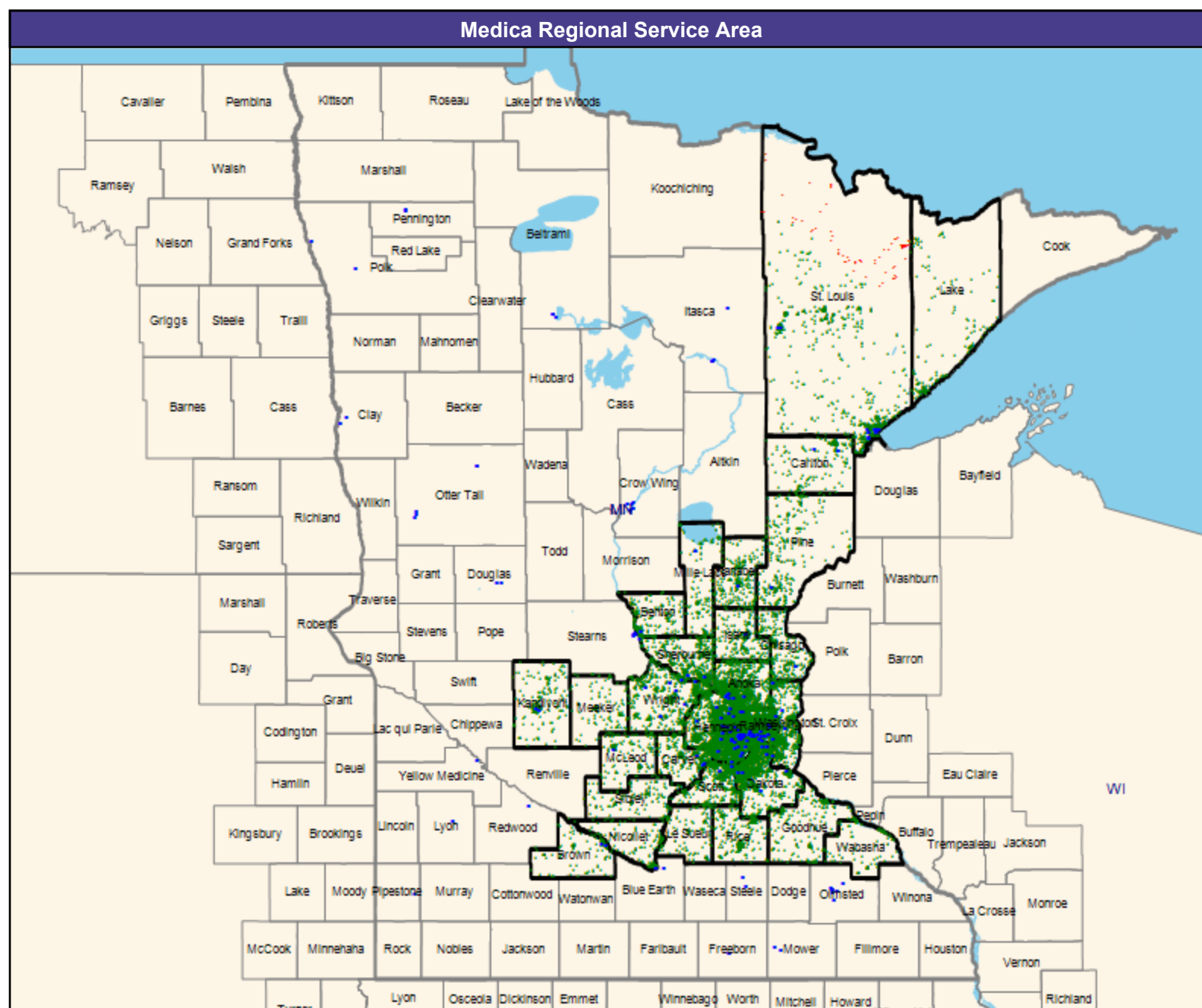
Micro areas...

1 (Medica Elect MNN001 Inpatient or
Residential Behavioral Health Facility
Services (Medica Regional Service
Area)) provider in 75 miles and 100
minutes

Rural areas...

1 (Medica Elect MNN001 Inpatient or
Residential Behavioral Health Facility
Services (Medica Regional Service
Area)) provider in 75 miles and 90
minutes

CEAC areas...



Access Detail By County

Created by...
Medica

¹ Access Standard Criteria Abbreviations:
L: Large Metro
M: Metro
I: Micro
R: Rural
C: CEAC

[illegible]

© 2025 Quest Analytics, LLC.

Access Detail By County

Created by...
Medica

Access Analysis
Mammography
Enrollee / Provider Groups
National Proxy Census (Medica Elect
MNN001)
Medica Elect MNN001
Mammography (Medica Regional
Service Area)

1 Access Standard Criteria Abbreviations:
L: Large Metro
M: Metro
I: Micro
R: Rural
C: CEAC

[illegible]

Outpatient Infusion/Chemotherapy/Medica Elect/MNN001

July 7, 2025

Created by...
Medica

Medica Elect MNN001 Outpatient
Infusion/Chemotherapy

109 providers at 109 locations

■ All providers

Outpatient Infusion/Chemotherapy

Employee Group

National Proxy Census (Medica Elect
MNN001)

Provider Group

Medica Elect MNN001 Outpatient
Infusion/Chemotherapy (Medica
Regional Service Area)

19,109 enrollee locations

◆ With access (18,605)

● Without access (504)

The Access Standard is defined as
(National Proxy Census (Medica Elect
MNN001)) enrollees accessing in:

Large Metro areas...

1 (Medica Elect MNN001 Outpatient
Infusion/Chemotherapy (Medica
Regional Service Area)) provider in
10 miles and 20 minutes

Metro areas...

1 (Medica Elect MNN001 Outpatient
Infusion/Chemotherapy (Medica
Regional Service Area)) provider in
30 miles and 45 minutes

Micro areas...

1 (Medica Elect MNN001 Outpatient
Infusion/Chemotherapy (Medica
Regional Service Area)) provider in
60 miles and 80 minutes

Rural areas...

1 (Medica Elect MNN001 Outpatient
Infusion/Chemotherapy (Medica
Regional Service Area)) provider in
60 miles and 75 minutes

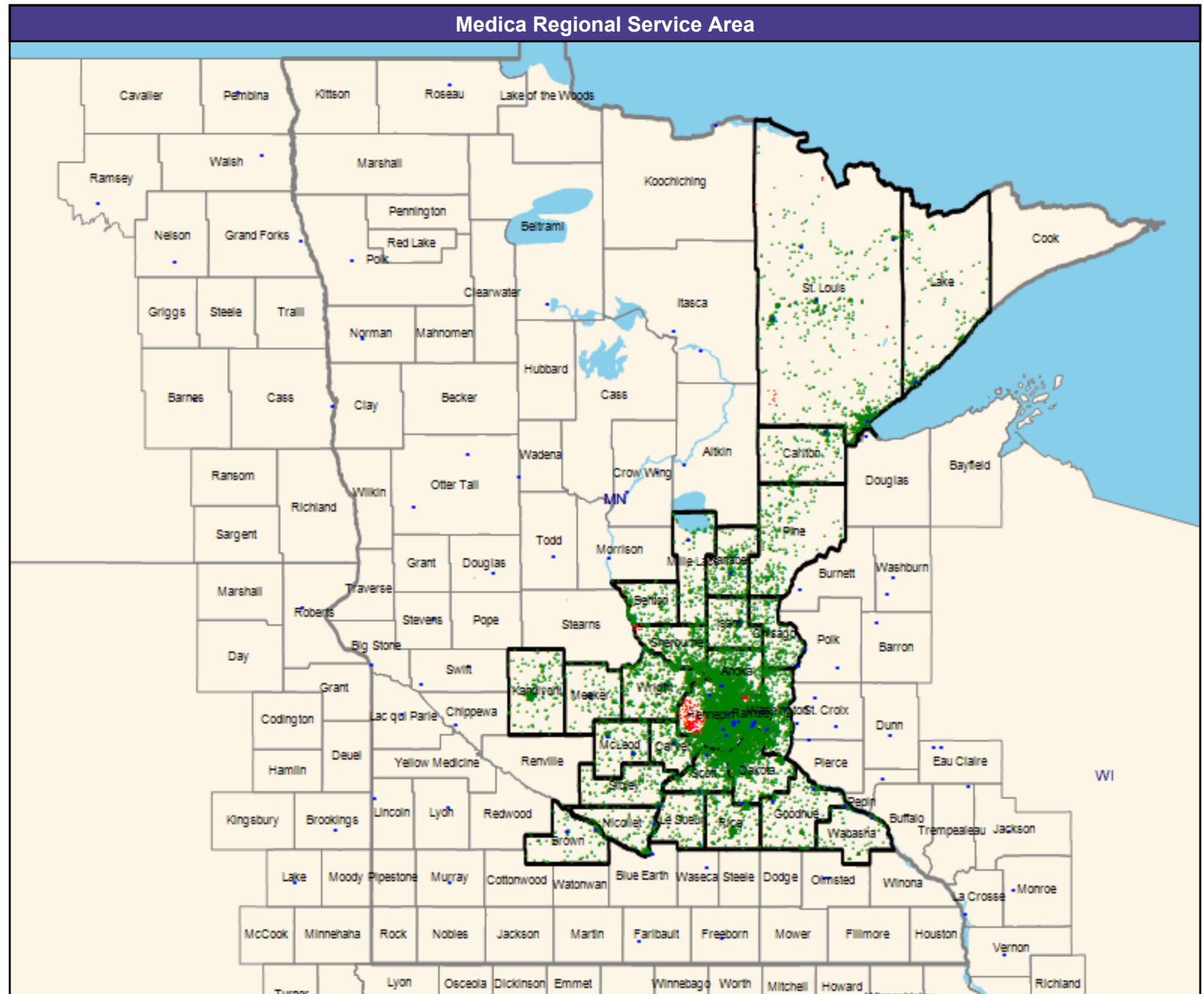
CEAC areas...

1 (Medica Elect MNN001 Outpatient
Infusion/Chemotherapy (Medica
Regional Service Area)) provider in
100 miles and 110 minutes

Service Areas

□ Medica Elect MNN001

60.71 miles



Access Detail By County

Created by...
Medica

Access Analysis
Outpatient Infusion/Chemotherapy
Enrollee / Provider Groups
National Proxy Census (Medica Elect
MNN001)
Medica Elect MNN001 Outpatient
Infusion/Chemotherapy (Medica
Regional Service Area)

1 Access Standard Criteria Abbreviations:
L: Large Metro
M: Metro
I: Micro
R: Rural
C: CEAC

[illegible]

Skilled Nursing Facilities/Medica Elect/MNN001

July 7, 2025

Created by...
MedicaMedica Elect MNN001 Skilled Nursing
Facilities

429 providers at 428 locations

■ All providers

Skilled Nursing Facilities

Employee Group

National Proxy Census (Medica Elect
MNN001)

Provider Group

Medica Elect MNN001 Skilled Nursing
Facilities (Medica Regional Service
Area)

19,109 enrollee locations

◆ With access (19,076)

● Without access (33)

The Access Standard is defined as
(National Proxy Census (Medica Elect
MNN001)) enrollees accessing in:

Large Metro areas...

1 (Medica Elect MNN001 Skilled
Nursing Facilities (Medica Regional
Service Area)) provider in 10 miles
and 20 minutes

Metro areas...

1 (Medica Elect MNN001 Skilled
Nursing Facilities (Medica Regional
Service Area)) provider in 30 miles
and 45 minutes

Micro areas...

1 (Medica Elect MNN001 Skilled
Nursing Facilities (Medica Regional
Service Area)) provider in 60 miles
and 80 minutes

Rural areas...

1 (Medica Elect MNN001 Skilled
Nursing Facilities (Medica Regional
Service Area)) provider in 60 miles
and 75 minutes

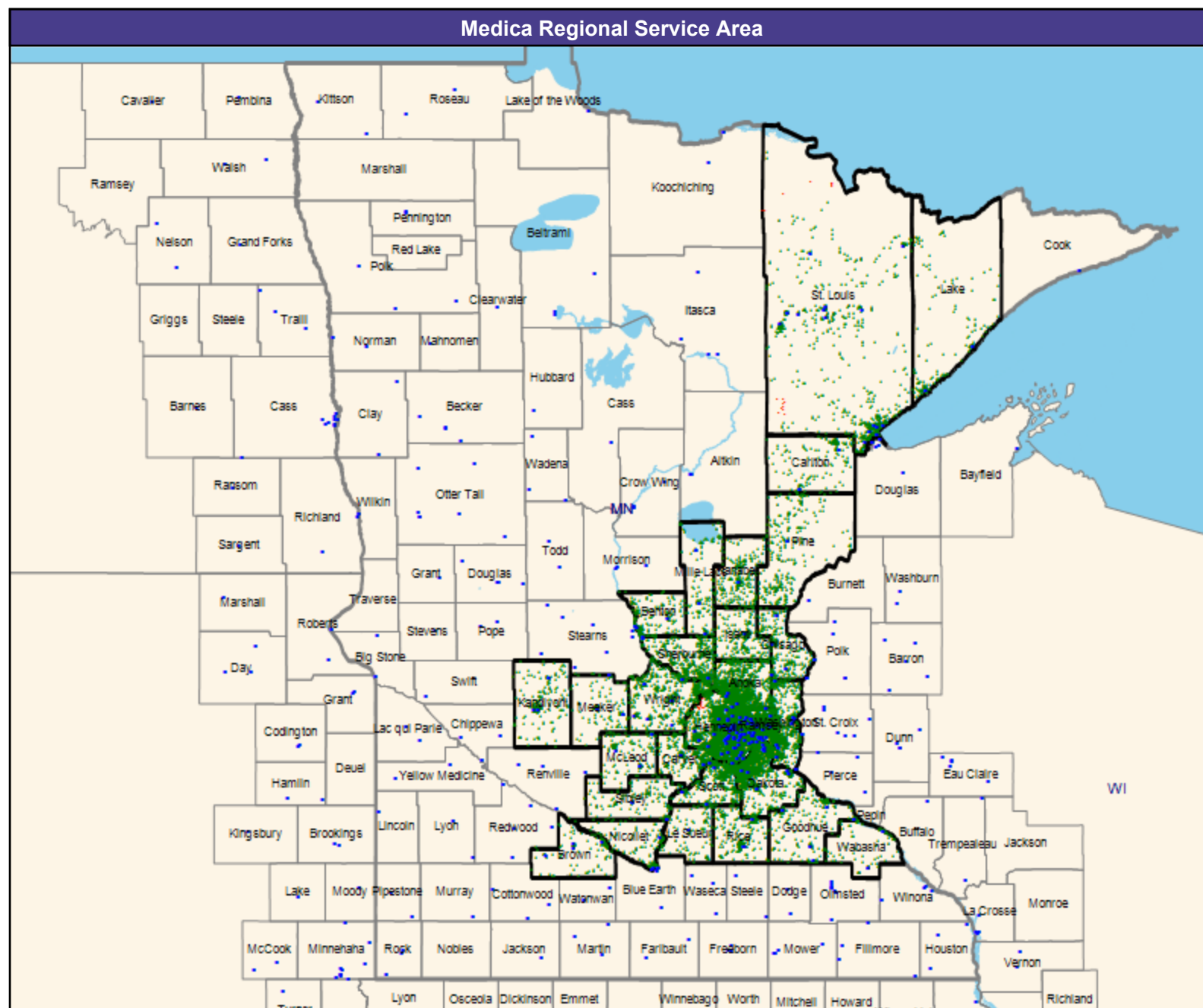
CEAC areas...

1 (Medica Elect MNN001 Skilled
Nursing Facilities (Medica Regional
Service Area)) provider in 85 miles
and 95 minutes

Service Areas

□ Medica Elect MNN001

60.71 miles



Access Detail By County

Created by...
Medica

Access Analysis
Skilled Nursing Facilities
Enrollee / Provider Groups
National Proxy Census (Medica Elect
MNN001)
Medica Elect MNN001 Skilled
Nursing Facilities (Medica Regional
Service Area)

1 Access Standard Criteria Abbreviations:
L: Large Metro
M: Metro
I: Micro
R: Rural
C: CEAC

[illegible]

© 2025 Quest Analytics, LLC.

Access Detail By County

July 7, 2025

Created by...
Medica

Access Analysis
Substance Use Disorder (Outpatient)

Enrollee / Provider Groups
National Proxy Census (Medica Elect MNN001)
Medica Elect MNN001 Substance Use Disorder (Outpatient) (Medica Regional Service Area)

¹ Access Standard Criteria Abbreviations:

L: Large Metro
M: Metro
I: Micro
R: Rural
C: CEAC

All Enrollees										
State Name	County	Enrollee	Provider	Counts	With Access		Without Access		Average Distance	Average Time
		#	Standard ¹	#	#	%	#	%	1	1
Minnesota	Anoka	1,761	1 in 45 miles and 70 mins	9	1,761	100.0	0	0.0	3.7	4.6
	Benton	242	1 in 75 miles and 110 mins	1	242	100.0	0	0.0	7.4	8.0
	Brown	138	1 in 75 miles and 90 mins	0	138	100.0	0	0.0	29.1	31.7
	Carlton	177	1 in 75 miles and 90 mins	2	177	100.0	0	0.0	10.8	11.7
	Carver	400	1 in 45 miles and 70 mins	5	400	100.0	0	0.0	5.1	5.6
	Chisago	270	1 in 45 miles and 70 mins	1	270	100.0	0	0.0	14.1	15.4
	Dakota	1,846	1 in 45 miles and 70 mins	13	1,846	100.0	0	0.0	3.4	4.4
	Goodhue	225	1 in 75 miles and 110 mins	3	225	100.0	0	0.0	12.0	13.2
	Hennepin	5,023	1 in 15 miles and 30 mins	35	5,023	100.0	0	0.0	2.7	4.0
	Isanti	232	1 in 75 miles and 110 mins	2	232	100.0	0	0.0	6.4	6.9
	Kanabec	351	1 in 75 miles and 90 mins	0	351	100.0	0	0.0	16.2	17.6
	Kandiyohi	233	1 in 75 miles and 110 mins	0	233	100.0	0	0.0	24.5	26.7
	Lake	209	1 in 140 miles and 155 m...	0	209	100.0	0	0.0	43.5	48.6
	Le Sueur	138	1 in 75 miles and 110 mins	0	138	100.0	0	0.0	15.4	16.7
	McLeod	189	1 in 75 miles and 110 mins	2	189	100.0	0	0.0	8.1	8.8
	Meeker	125	1 in 75 miles and 90 mins	1	125	100.0	0	0.0	9.2	10.0
	Mille Lacs	148	1 in 75 miles and 90 mins	4	148	100.0	0	0.0	5.0	5.4
	Nicollet	162	1 in 75 miles and 110 mins	1	162	100.0	0	0.0	8.0	8.7
	Pine	293	1 in 75 miles and 90 mins	3	293	100.0	0	0.0	11.9	12.9
	Ramsey	2,547	1 in 15 miles and 30 mins	26	2,547	100.0	0	0.0	2.0	3.1
	Rice	319	1 in 45 miles and 70 mins	2	319	100.0	0	0.0	5.7	6.1
	Scott	612	1 in 45 miles and 70 mins	2	612	100.0	0	0.0	7.1	8.0
	Sherburne	505	1 in 45 miles and 70 mins	3	505	100.0	0	0.0	5.7	6.2
	Sibley	164	1 in 75 miles and 90 mins	0	164	100.0	0	0.0	22.3	24.3
	St. Louis	912	1 in 45 miles and 70 mins	10	869	95.3	43	4.7	11.5	12.7
	Wabasha	105	1 in 75 miles and 90 mins	0	105	100.0	0	0.0	23.3	26.2
	Washington	1,042	1 in 45 miles and 70 mins	6	1,042	100.0	0	0.0	5.9	7.0
	Wright	741	1 in 45 miles and 70 mins	2	741	100.0	0	0.0	9.8	10.8
	Grand Totals	8,408	1 in 45 miles and 70 mins	53	8,365	99.5	43	0.5	6.1	7.1
		1,421	1 in 75 miles and 110 mins	9	1,421	100.0	0	0.0	11.7	12.7
		1,501	1 in 75 miles and 90 mins	10	1,501	100.0	0	0.0	15.4	16.8
		7,570	1 in 15 miles and 30 mins	61	7,570	100.0	0	0.0	2.5	3.7
		209	1 in 140 miles and 155 m...	0	209	100.0	0	0.0	43.5	48.6

Surgical Services (Outpatient or ASC)/Medica Elect/MNN001

July 7, 2025

Created by...
MedicaMedica Elect MNN001 Surgical Services
(Outpatient or ASC)

249 providers at 255 locations

■ All providers

Surgical Services (outpatient or ASC)

Employee Group

National Proxy Census (Medica Elect
MNN001)

Provider Group

Medica Elect MNN001 Surgical
Services (Outpatient or ASC) (Medica
Regional Service Area)

19,109 enrollee locations

◆ With access (18,991)

● Without access (118)

The Access Standard is defined as
(National Proxy Census (Medica Elect
MNN001)) enrollees accessing in:

Large Metro areas...

1 (Medica Elect MNN001 Surgical
Services (Outpatient or ASC) (Medica
Regional Service Area)) provider in
10 miles and 20 minutes

Metro areas...

1 (Medica Elect MNN001 Surgical
Services (Outpatient or ASC) (Medica
Regional Service Area)) provider in
30 miles and 45 minutes

Micro areas...

1 (Medica Elect MNN001 Surgical
Services (Outpatient or ASC) (Medica
Regional Service Area)) provider in
60 miles and 80 minutes

Rural areas...

1 (Medica Elect MNN001 Surgical
Services (Outpatient or ASC) (Medica
Regional Service Area)) provider in
60 miles and 75 minutes

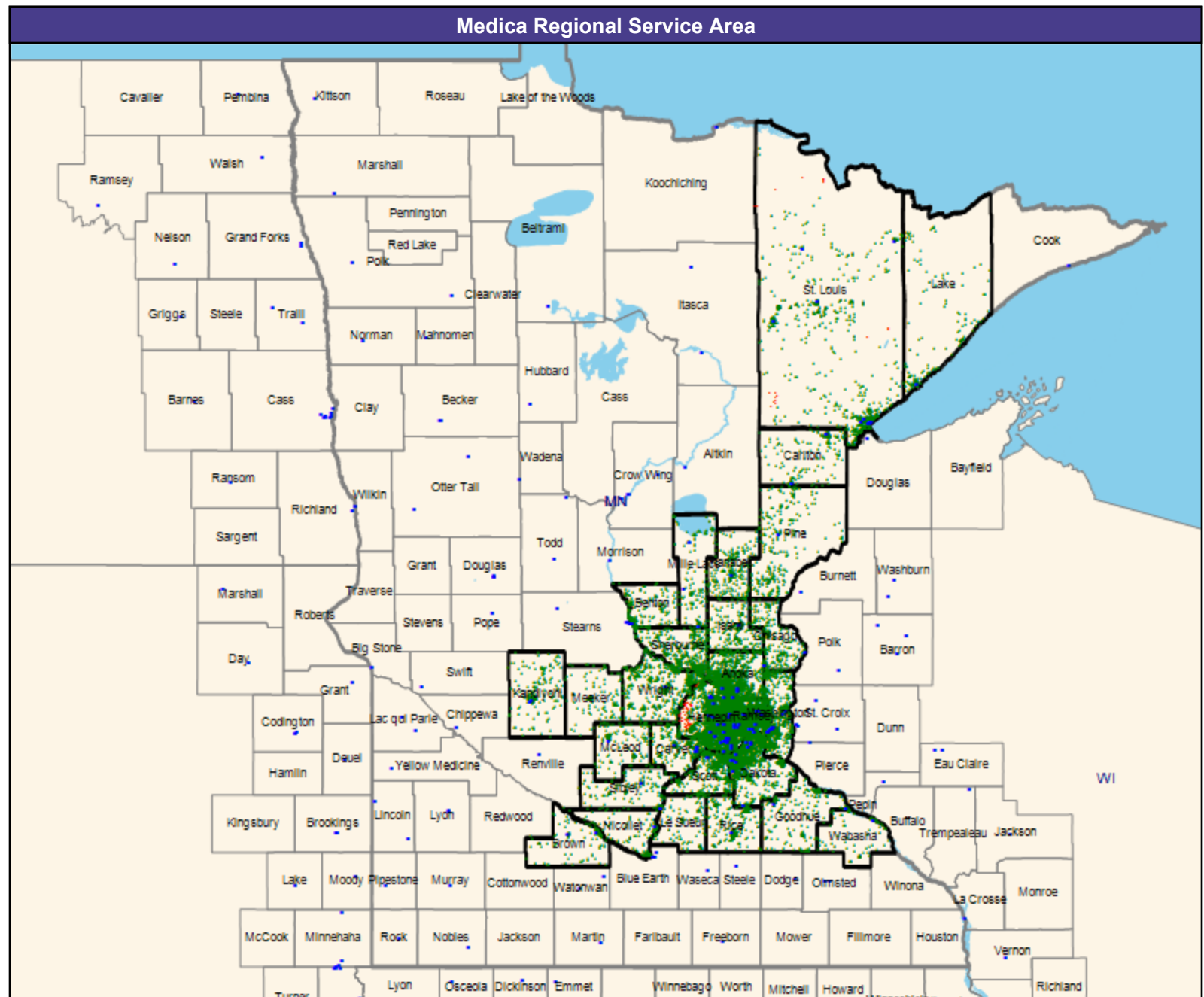
CEAC areas...

1 (Medica Elect MNN001 Surgical
Services (Outpatient or ASC) (Medica
Regional Service Area)) provider in
100 miles and 110 minutes

Service Areas

□ Medica Elect MNN001

60.71 miles



Access Detail By County

Created by...
Medica

Access Analysis
Surgical Services (outpatient or ASC)
Enrollee / Provider Groups
National Proxy Census (Medica Elect
MNN001)
Medica Elect MNN001 Surgical
Services (Outpatient or ASC)
(Medica Regional Service Area)

1 Access Standard Criteria Abbreviations:
L: Large Metro
M: Metro
I: Micro
R: Rural
C: CEAC

[illegible]

Urgent Care/Medica Elect/MNN001

July 7, 2025

Created by...
Medica

Medica Elect MNN001 Urgent Care

135 providers at 164 locations

■ All providers

Urgent Care

Employee Group

National Proxy Census (Medica Elect
MNN001)

Provider Group

Medica Elect MNN001 Urgent Care
(Medica Regional Service Area)

19,109 enrollee locations

◆ With access (18,929)

● Without access (180)

The Access Standard is defined as
(National Proxy Census (Medica Elect
MNN001)) enrollees accessing in:

Large Metro areas...

1 (Medica Elect MNN001 Urgent
Care (Medica Regional Service
Area)) provider in 10 miles and 20
minutes

Metro areas...

1 (Medica Elect MNN001 Urgent
Care (Medica Regional Service
Area)) provider in 30 miles and 45
minutes

Micro areas...

1 (Medica Elect MNN001 Urgent
Care (Medica Regional Service
Area)) provider in 60 miles and 80
minutes

Rural areas...

1 (Medica Elect MNN001 Urgent
Care (Medica Regional Service
Area)) provider in 60 miles and 75
minutes

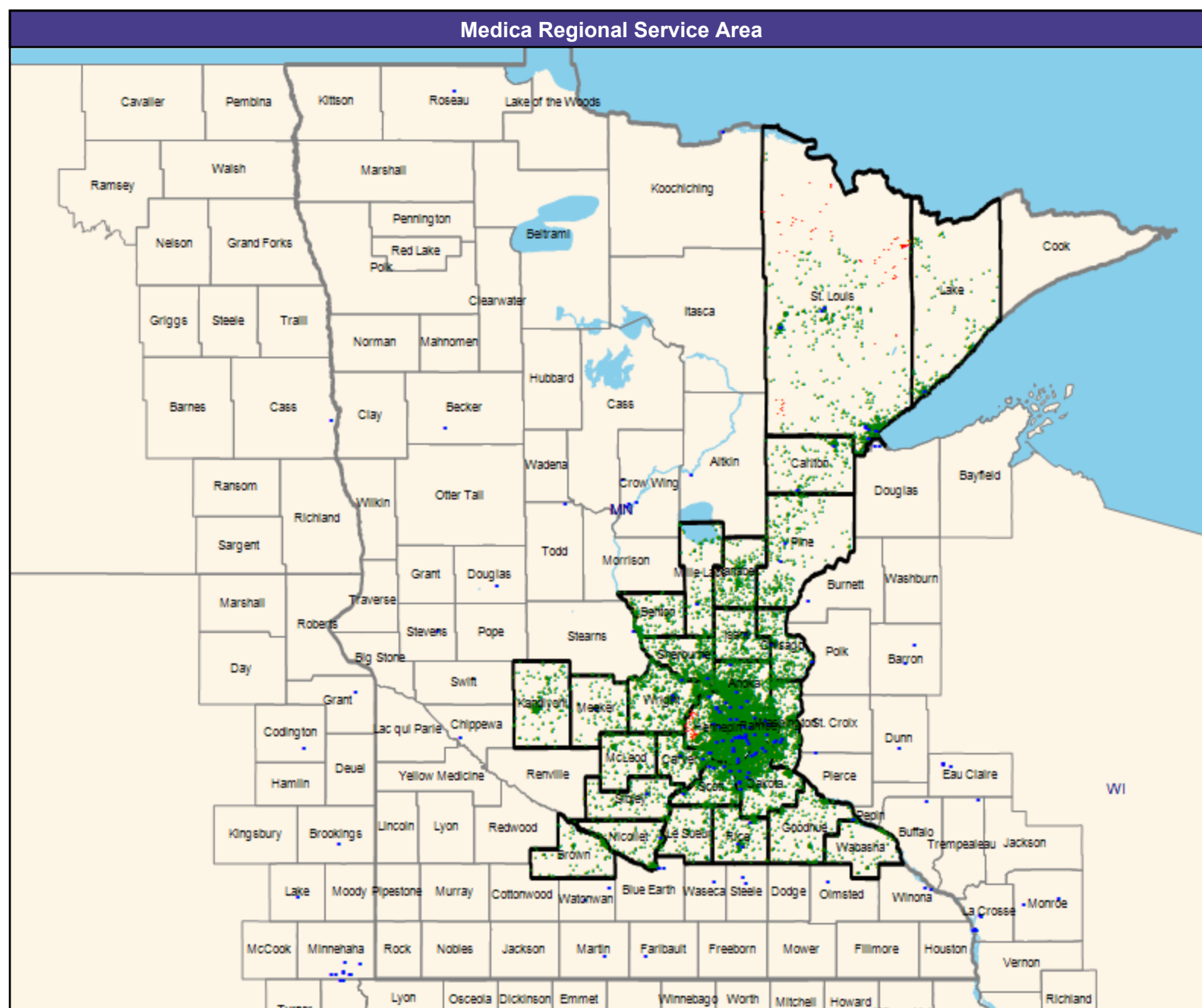
CEAC areas...

1 (Medica Elect MNN001 Urgent
Care (Medica Regional Service
Area)) provider in 100 miles and 110
minutes

Service Areas

□ Medica Elect MNN001

60.71 miles



Access Detail By County

July 7, 2025

Created by...
Medica

Access Analysis

Urgent Care

Enrollee / Provider Groups

National Proxy Census (Medica Elect
MNN001)

Medica Elect MNN001 Urgent Care
(Medica Regional Service Area)

¹ Access Standard Criteria Abbreviations:

L: Large Metro

M: Metro

I: Micro

R: Rural

C: CEAC

[illegible]