



Medical Education and Research Cost (MERC) Distribution

ANNUAL REPORT 2025

05/28/2025

Medical Education and Research Cost (MERC) Distribution 2025

Minnesota Department of Health
Office of Rural Health & Primary Care
PO Box 64882
St. Paul, MN 55164-0882
651-201-3566
health.merc@state.mn.us
www.health.state.mn.us

As requested by Minnesota Statute 3.197: This report cost approximately \$2,000 to prepare, including staff time, printing, and mailing expenses.

*Upon request, this material will be made available in an alternative format such as large print, Braille, or audio recording.
Printed on recycled paper.*

Contents

- Medical Education and Research Cost (MERC) Distribution.....1**
 - Background 4
 - Reporting 5
 - Funding 5
 - All Eligible Applicants – Formula Pool 1 6
 - Excludes Hospitals & Affiliates - Formula Pool 2..... 6
 - Exclusive to Hospitals & Affiliates - Formula Pool 3..... 6
 - Application Process 7
 - Applicants and Award Recipients..... 7
 - Sponsoring Institutions 7
 - Provider Types..... 9
 - Training Facility Types 12
 - County 14
 - Clinical Training Facilities 16
 - Conclusion and Next Steps 21
 - Appendix A – MERC Applicants Receiving Funds 22

Background

The Medical Education and Research Costs (MERC) Program was established in 1996 to address the need for and importance of investing in medical education to maintain a high-quality health care system for all Minnesotans. Training health care clinicians is an expensive endeavor, and historically, teaching institutions offset some of these costs by charging higher rates for patient care. However, as the health care market became increasingly competitive, it became increasingly challenging for teaching facilities, which had to compete with non-teaching institutions, to fund educational activities. The MERC program provides vital support and funding for these teaching activities.

Since its inception and first year of funding in 1997, the program has distributed over \$1.2 billion to hospitals, clinics, and other clinical training facilities across Minnesota, helping to offset the costs of training health professionals.

Historically, a large portion of the funding for the MERC program was approved through a federal Medicaid 1115 waiver, which was extended through 2022, but not renewed by CMS. In response, changes to legislation were introduced during the 2023 legislative session to secure CMS approval for the former PMAP carveout. Prior to the 2023 changes, funding available under the 1115 waiver was allocated to the Minnesota Department of Health for distribution to all eligible sites via the MERC program. Under the revised legislation, these funds are no longer allocated through the Department of Health; however, MERC-eligible hospitals and sites affiliated with hospital systems potentially could qualify for supplemental payments through a medical education component integrated into Medicaid FFS hospital rates. While these projected payments are still determined using the MERC formula, the Department of Human Services is responsible for setting rates and administering funding and payments for these funds.

The portion of MERC funding that was not impacted by the 1115 waiver continues to be administered by the Department of Health. To minimize the impact of the changes on sites that are no longer eligible for the former PMAP carveout—sites that are not hospitals or affiliated with a hospital system, the 2023 legislation included provisions to exclude hospitals and sites affiliated with a hospital system from the portion of funding that comes from the general fund and the health care access fund.

Funding continues to be determined using a distribution formula outlined in Minnesota Statutes, section 62J.692. This formula calculates the total Medicaid revenue pool across eligible sites and determines the percentage of Medicaid revenue attributed to each clinical training facility. This percentage is then applied to the available funding to calculate each facility's allocation.

A facility's funding cannot exceed its reported clinical training expenditures, nor can it surpass the 95th percentile award per FTE cap. Facilities must provide clinical training to a minimum of 0.1 FTE trainees, which is equivalent to providing 208 clinical hours of training. Those sites that would receive awards below \$5,000 are ineligible for MERC funding, and their share of allocated funds are redistributed among qualifying facilities.

Medical Education and Research Cost (MERC) Distribution

Over the years, the formula has evolved in response to varying perspectives and priorities. The debate has generally centered on whether the program should prioritize supporting clinical training wherever it occurs or focus on facilities with a larger share of Medicaid business. The argument for funding where training occurs is rooted in a cost-based formula, which directs funds to facilities that train the highest number of students or residents and therefore incur the highest costs. The argument for prioritizing Medicaid-focused facilities stems from the program's reliance on Medicaid funds, maintaining that funding should primarily support facilities with a greater share of Medicaid business.

Additional background information and details on past distributions can be found at <https://www.health.state.mn.us/facilities/ruralhealth/merc/publications/index.html>.

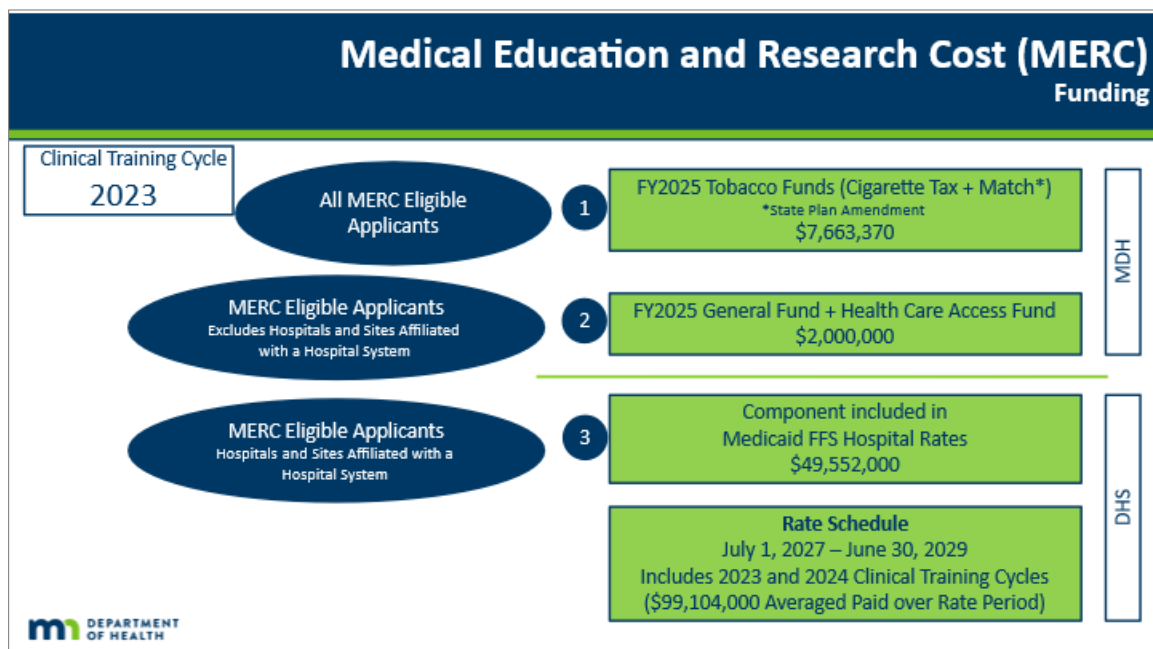
Reporting

Throughout this report, the current funding year corresponds to state fiscal year 2025, while the 'data year' refers to fiscal year 2023 clinical training, which serves as the reference year for data used to calculate funding amounts. For clarity, numbers are rounded for reporting purposes.

Funding

Funding is divided into three distinct formula pools, each governed by specific eligibility criteria. The MERC formula is applied individually to each pool, ensuring that funding calculations address the legislation of each. Additionally, the overall \$5,000 minimum funding requirement is assessed as the combined total across all three pools.

Figure 1 – Funding and Formula Pools



All Eligible Applicants – Formula Pool 1

The first pool includes an appropriation of \$3,788,000 from Minnesota’s cigarette tax, along with \$3,875,370 in federal matching funds. The maximum combined state and federal match allowed under the State Plan Amendment is \$7,575,000. Due to an enhanced match rate, \$88,370 of the original cigarette tax funds are unmatched.

All MERC applicants who met the minimum application requirements were included in Pool 1.

Excludes Hospitals & Affiliates - Formula Pool 2

The second pool consists of \$1 million from the state general fund and \$1 million from the state health care access fund.

Clinical training sites that were eligible for the first pool and are not hospitals or affiliated with a hospital system were also considered for the second pool if they reported clinical training expenditures that exceeded their Pool 1 allocation. Hospitals and sites affiliated with hospital systems were not eligible for Pool 2.

Exclusive to Hospitals & Affiliates - Formula Pool 3

The third pool includes \$49,552,000 that will be integrated into a medical education component in Medicaid FFS hospital rates between July 1, 2025, to June 30, 2027. While the MDH MERC program determines the projected funding allocation, the Minnesota Department of Human Services (DHS) will manage rates, and payments. The MERC determinations are made on an annual basis, but hospital payment rate will be aligned with the two-year Medicaid rate-setting and payment cycle. In the illustration above, the current 2023 application cycle will be combined with the upcoming 2024 application cycle. Together, the funding from two clinical training application cycles totals \$99,104,000, with payments averaged across the two-year rate period.

Hospital and hospital affiliated clinical training sites that were eligible for the first pool were also considered for the third pool if their reported clinical training expenditures exceeded their Pool 1 allocation. Pool 3 was limited to hospitals or sites affiliated with a hospital system that qualified for MERC.

Table 1 - Total Funding

Distribution Method	Amount
Distribution through Sponsoring Institutions	\$9,663,370
Component in Medicaid FFS Hospital Rates	\$49,552,000
Overall Funding	\$59,215,370

Application Process

Applications for clinical training in Minnesota are submitted to the Minnesota Department of Health by sponsoring institutions. These sponsoring institutions coordinate the process on behalf of their accredited teaching programs and the facilities providing clinical training for the program's trainees.

Applicants and Award Recipients

Sponsoring Institutions

In total, 27 sponsoring institutions submitted MERC applications. These sponsoring institutions were applying on behalf of 322 teaching programs whose students/residents received clinical training in Minnesota during the teaching programs' 2023 fiscal year.

Since funding is designed to offset costs at clinical training facilities, the sponsoring institutions are required to pass available funds on to eligible facilities where the students or residents clinical training was provided within 60 days of receipt. Prior to the 2023 legislative changes, MERC funding was distributed to the clinical training site solely through the sponsoring institution. Under the new mechanism, only funding from Pool 1 and Pool 2 continue to pass through the site's sponsoring institution. Those payments were distributed in April 2025. The funding attributed to the medical education component from Pool 3 will be distributed directly to the sponsor's eligible training sites through a component in the site's Medicaid FFS hospital rates.

Many entities in Minnesota are both sponsoring institutions and training sites.

Table 2 - Fiscal Year 2023 Sponsoring Institutions

Minnesota Sponsoring Institutions	MERC FY2025 Training Site Funding [Allocated to Sponsor for Distribution to Training Sites]	Projected Medical Education Component Medicaid FFS Hospital Rates* [July 2027 - June 2029]	Total Funding
Abbott Northwestern Hospital	\$194,243	\$1,425,120	\$1,619,363
Allina Health	\$4,492	\$34,178	\$38,670
Augsburg University	\$222,111	\$534,993	\$757,104
Bethel University	\$136,730	\$426,801	\$563,531
Children's Minnesota	\$16,712	\$127,165	\$143,877
College of Saint Benedict	\$2,932	\$14,236	\$17,168
College of St. Scholastica	\$187,453	\$789,643	\$977,096

Medical Education and Research Cost (MERC) Distribution

Minnesota Sponsoring Institutions	MERC FY2025 Training Site Funding [Allocated to Sponsor for Distribution to Training Sites]	Projected Medical Education Component Medicaid FFS Hospital Rates* [July 2027 - June 2029]	Total Funding
Essentia Health St. Joseph's Medical Center	\$42,739	\$325,188	\$367,927
Essentia Health St. Mary's Medical Center	\$17,576	\$133,735	\$151,311
Hennepin County Medical Center	\$916,738	\$6,913,226	\$7,829,964
Mayo Clinic	\$669,636	\$5,002,732	\$5,672,368
Mercy Hospital	\$102,461	\$779,621	\$882,082
Metropolitan State University	\$47,753	\$47,847	\$95,600
Minnesota State University, Mankato	\$40,925	\$99,057	\$139,982
North Memorial Medical Center	\$27,157	\$206,638	\$233,795
Regions Hospital	\$254,007	\$1,915,008	\$2,169,015
Saint Mary's University of Minnesota	\$305,768	\$603,872	\$909,640
St. Catherine University	\$213,058	\$713,908	\$926,966
St. Cloud Hospital	\$9,427	\$64,824	\$74,251
St. Cloud State University	\$100,768	\$10,381	\$111,149
St. Luke's Hospital	\$9,340	\$71,068	\$80,408
Twin Cities Orthopedics	\$84,361	\$20,197	\$104,558
United Hospital	\$193,109	\$1,440,401	\$1,633,510
University of Minnesota Medical Center, Fairview	\$264,112	\$1,658,794	\$1,922,906
University of MN Academic Clinical Affairs	\$5,389,962	\$25,917,961	\$31,307,923
University of St. Thomas	\$119,623	\$43,780	\$163,403

Medical Education and Research Cost (MERC) Distribution

Minnesota Sponsoring Institutions	MERC FY2025 Training Site Funding [Allocated to Sponsor for Distribution to Training Sites]	Projected Medical Education Component Medicaid FFS Hospital Rates* [July 2027 - June 2029]	Total Funding
Winona State University	\$90,177	\$231,626	\$321,803
Total	\$9,663,370	\$49,552,000	\$59,215,370

*Projected funding for the sponsor's clinical training sites through a Component in Medicaid FFS Hospital Rates from July 1, 2027 - June 30, 2029. The projected amount is for reporting purposes only; the Department of Human Services (DHS) will use the projected amounts to determine rates for the affiliated hospitals.

Provider Types

MERC legislation includes fifteen eligible provider types. However, during the period covered by this report, three provider types did not apply: community health workers, dental therapists, and doctors of chiropractic programs.

Advanced Dental Therapists	Dental Residents	Medical Students
Advanced Practice Nurses	Dental Students	Pharmacy Residents
Clinical Social Workers	Dental Therapists	Pharmacy Students
Community Health Workers	Doctors of Chiropractic	Physician Assistants
Community Paramedics	Medical Residents	Psychologists

The applicants consisted of accredited teaching programs that provide training to students and residents across a diverse range of clinical settings. Many of these programs support trainees from multiple sponsoring institutions, teaching programs, and provider types.

Advanced Dental Therapists

Sponsoring Institution	Training Site Applicants	Clinical Trainees (FTEs)
Metropolitan State University	1	0.2130
University of MN Academic Clinical Affairs	3	3.4424
Advanced Dental Therapists Total	4	3.6554

Medical Education and Research Cost (MERC) Distribution

Advanced Practice Nurses

Sponsoring Institution	Training Site Applicants	Clinical Trainees (FTEs)
Augsburg University	6	1.0222
Bethel University	6	0.5029
College of Saint Benedict	5	0.4275
College of St. Scholastica	60	10.7155
Mayo Clinic	6	40.3977
Metropolitan State University	39	2.6229
Minnesota State University, Mankato	28	3.3269
Saint Mary's University of Minnesota	20	29.2706
St. Catherine University	47	3.7858
University of MN Academic Clinical Affairs	176	42.0073
Winona State University	54	11.6700
Advanced Practice Nurses Total	447	145.7493

Clinical Social Workers

Sponsoring Institution	Training Site Applicants	Clinical Trainees (FTEs)
Augsburg University	13	3.9315
College of St. Scholastica	5	1.8112
Minnesota State University, Mankato	3	1.0179
Saint Mary's University of Minnesota	8	2.9687
St. Catherine University	15	5.3964
St. Cloud State University	8	2.6056
University of MN Academic Clinical Affairs	20	10.0309
University of St. Thomas	13	4.6824
Winona State University	7	3.8461
Clinical Social Workers Total	92	36.2907

Community Paramedics

Sponsoring Institution	Training Site Applicants	Clinical Trainees (FTEs)
Mayo Clinic	1	0.4300
Community Paramedics Total	1	0.4300

Dental Residents

Sponsoring Institution	Training Site Applicants	Clinical Trainees (FTEs)
Hennepin County Medical Center	4	9.6327
Mayo Clinic	6	9.1493
Regions Hospital	3	5.5914
University of MN Academic Clinical Affairs	22	50.4439
Dental Residents Total	35	74.8173

Medical Education and Research Cost (MERC) Distribution

Dental Students

Sponsoring Institution	Training Site Applicants	Clinical Trainees (FTEs)
University of MN Academic Clinical Affairs	2	185.6791
Dental Students Total	2	185.6791

Medical Residents

Sponsoring Institution	Training Site Applicants	Clinical Trainees (FTEs)
Abbott Northwestern Hospital	13	32.5158
Hennepin County Medical Center	57	231.6953
Mayo Clinic	219	1,052.2531
Regions Hospital	57	67.4146
Twin Cities Orthopedics	22	1.8790
United Hospital	17	17.3997
University of MN Academic Clinical Affairs	491	708.1809
Medical Residents Total	876	2,111.3384

Medical Students

Sponsoring Institution	Training Site Applicants	Clinical Trainees (FTEs)
Mayo Clinic	6	108.7944
University of MN Academic Clinical Affairs	207	305.5422
Medical Students Total	213	414.3366

PharmD Residents

Sponsoring Institution	Training Site Applicants	Clinical Trainees (FTEs)
Abbott Northwestern Hospital	9	7.6654
Children's Minnesota	1	2.1538
Essentia Health St. Joseph's Medical Center	1	2.0000
Essentia Health St. Mary's Medical Center	1	3.0000
Hennepin County Medical Center	13	12.1959
Mayo Clinic	11	13.3700
Mercy Hospital	2	3.7307
North Memorial Medical Center	1	2.7782
Regions Hospital	3	3.1833
St. Cloud Hospital	1	1.5135
St. Luke's Hospital	2	3.0000
United Hospital	2	4.1538
University of Minnesota Medical Center, Fairview	16	37.0000
University of MN Academic Clinical Affairs	28	12.6565
PharmD Residents Total	91	108.4011

Medical Education and Research Cost (MERC) Distribution

PharmD Students

Sponsoring Institution	Training Site Applicants	Clinical Trainees (FTEs)
University of MN Academic Clinical Affairs	170	89.0470
PharmD Students Total	170	89.0470

Physician Assistants

Sponsoring Institution	Training Site Applicants	Clinical Trainees (FTEs)
Augsburg University	79	20.9473
Bethel University	66	16.9113
College of St. Scholastica	22	25.4100
Mayo Clinic	8	14.4384
St. Catherine University	41	31.2615
Physician Assistants Total	216	108.9685

Psychologists

Sponsoring Institution	Training Site Applicants	Clinical Trainees (FTEs)
Allina Health	3	1.8000
Augsburg University	9	3.5682
Hennepin County Medical Center	1	2.2075
Saint Mary's University of Minnesota	4	1.2650
University of MN Academic Clinical Affairs	9	9.6328
University of St. Thomas	8	4.7119
Psychologists Total	34	23.1854

Total Applicants

Grand Total	2,181	3,301.8988
--------------------	--------------	-------------------

Training Facility Types

Training occurs across a wide variety of settings, with Medicaid playing a significant role in determining funding outcomes. Medical Assistance (MA) and Prepaid Medical Assistance Program (PMAP) revenue are used to calculate initial funding at the facility level. The costs associated with clinical training and the number of trainees then help allocate funding to specific trainee types and teaching programs. The effect of the role of Medicaid in the formula is particularly evident with dental facilities, which host a substantial number of trainees but receive a significantly lower allocation per FTE compared to other facility types with higher Medicaid volumes.

Medical Education and Research Cost (MERC) Distribution

Table 3 - Facility Types Qualifying for Funding

Facility Type	Applied	Funded	Clinical Trainees (FTEs)	Clinical Trainees (FTEs) Funded	Funding
HOSPITAL	82	73	2,250.2526	22,47.0472	\$50,720,771
PHYSICIAN	224	136	732.7944	695.8239	\$4,336,378
PHARMACY	93	48	42.3401	34.4864	\$2,821,076
COMMUNITY MENTAL HEALTH CENTER	17	8	16.4367	11.8198	\$438,601
MEDICAL TRANSPORTATION PROV	1	1	1.2868	1.2868	\$196,276
BILL ENTITY FOR MENTAL HEALTH	20	9	10.2833	7.1383	\$190,370
AMBULATORY SURGERY CENTER	8	7	5.3441	5.3241	\$189,616
COMMUNITY HEALTH CLINIC	4	3	7.003	6.52	\$86,867
DENTIST	2	1	220.0238	210.6869	\$84,436
HOSPICE	1	1	0.4215	0.4215	\$50,337
FAMILY PLANNING AGENCY	4	2	1.5075	1.4442	\$38,484
INDIAN HEALTH FACILITY PROV	2	1	1.1614	0.6014	\$30,428
PUBLIC HEALTH CLINIC	2	1	0.4765	0.3004	\$12,202
SCHOOL DISTRICT	2	1	0.5422	0.3403	\$8,300
TARGET CASE MANAGEMENT	1	1	0.1923	0.1923	\$5,858
HOME HEALTH AGENCY	1	1	0.1014	0.1014	\$5,370

Table 4 highlights the facility types that hosted 15 or more FTE trainees.

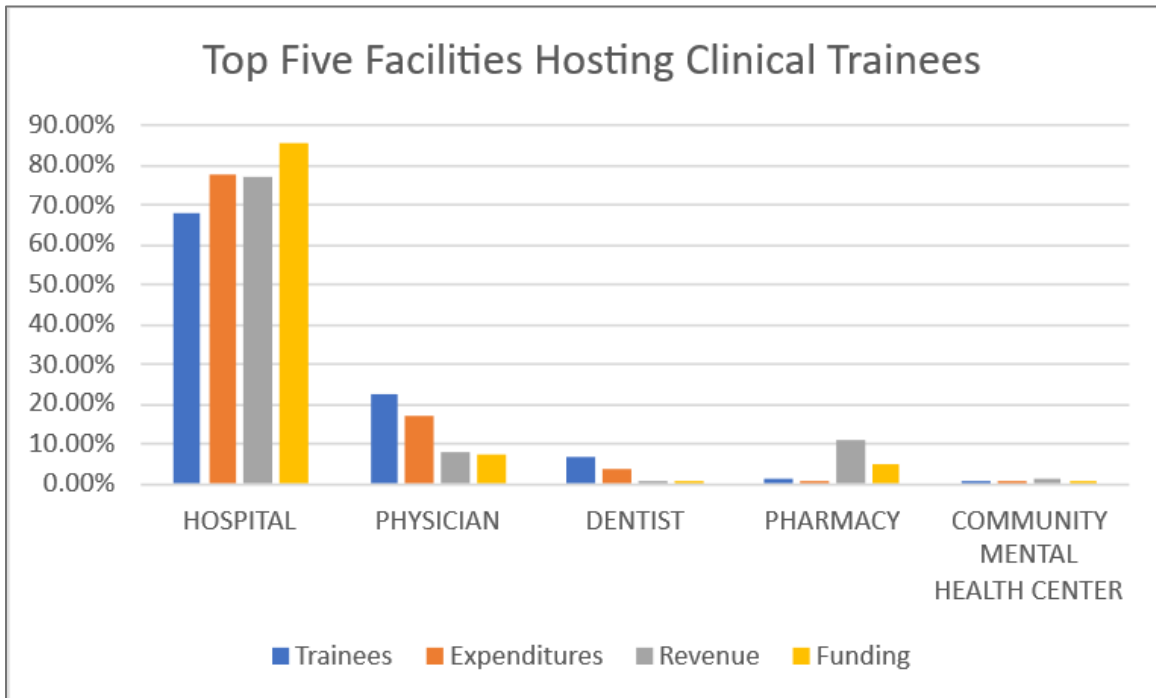
Table 4 - Top Five Facility Types Hosting Fiscal Year 2023 Students/Residents

Trainee Type	Hospital	Physician	Dentist	Pharmacy	Community Mental Health Clinic
Advanced Dental Therapists	0.4688		2.8846		
Advanced Practice Nurses	110.959	29.6738			0.2773
Clinical Social Workers	9.4409	3.6397			11.507
Community Paramedics		0.43			
Dental Residents	31.2808	8.5247	35.0118		
Dental Students	3.5517		182.1274		
Medical Residents	1,557.5631	541.4418			0.2005
Medical Students	320.3316	86.6186			
PharmD Residents	91.484	7.2941		9.623	
PharmD Students	41.7535	12.8466		32.7171	0.5766
Physician Assistants	74.5855	33.3466			0.0928

Medical Education and Research Cost (MERC) Distribution

Trainee Type	Hospital	Physician	Dentist	Pharmacy	Community Mental Health Clinic
Psychologists	8.8337	8.9785			3.7825
Grand Total	2,250.2526	732.7944	220.0238	42.3401	16.4367

Figure 2 – Top Five Facility Types Hosting Fiscal Year 2023 Students/Residents



County

Consistently, most clinical training has taken place in Hennepin County and Olmsted County. However, the largest portion of funding is allocated to facilities in Hennepin County and Ramsey County, aligning with the counties' share of Medicaid. The figures below provide a comparison of the relative percentages of trainees, expenditures, Medicaid (MA/PMAP) reimbursements, and MERC funding.

Medical Education and Research Cost (MERC) Distribution

Figure 3 – Clinical Training in Urban vs Rural Facilities

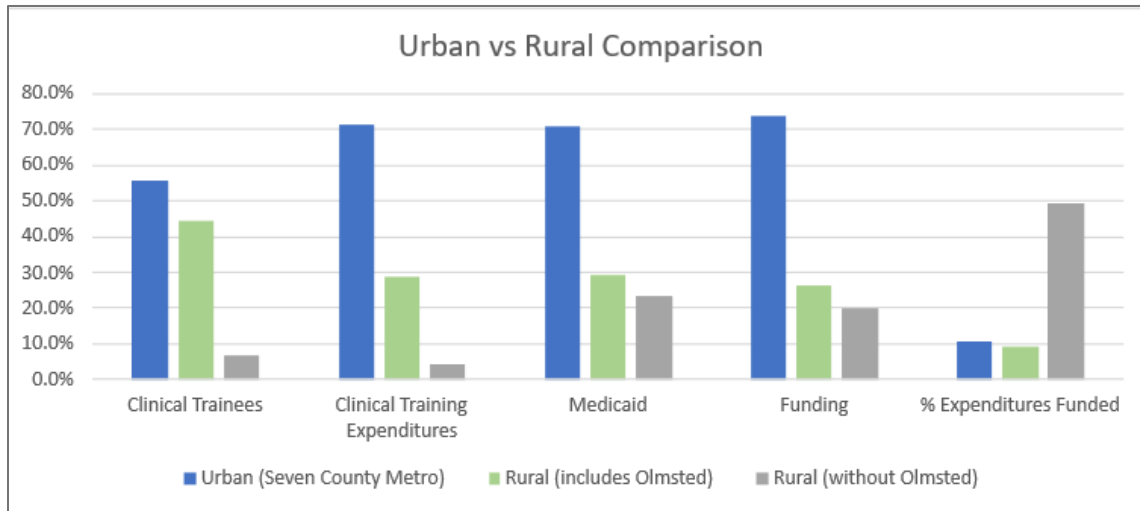


Figure 3A – Clinical Training in the Seven County Metro

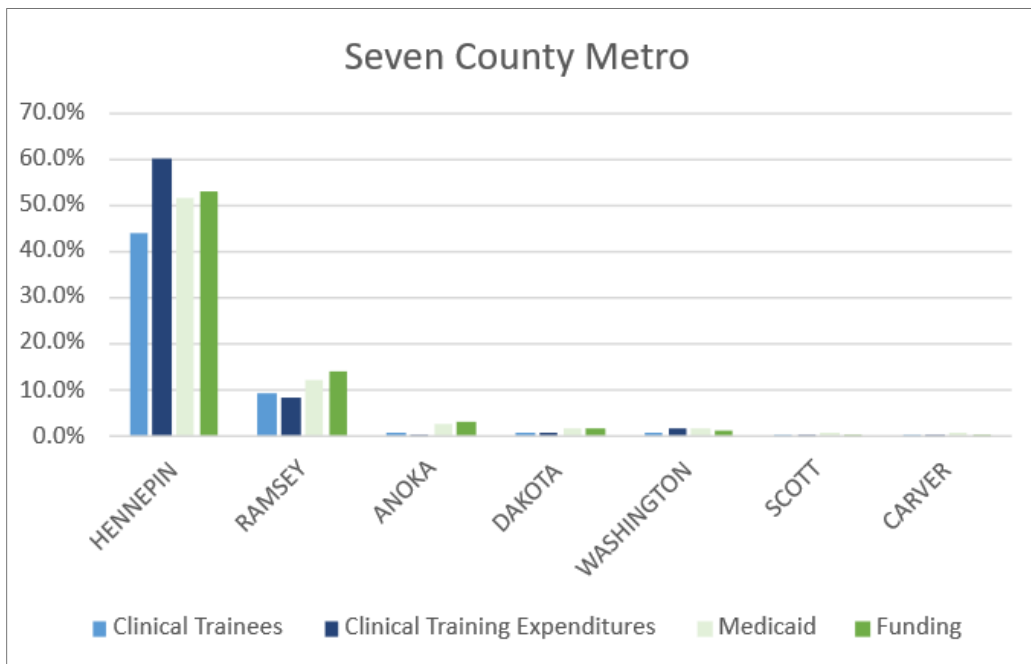
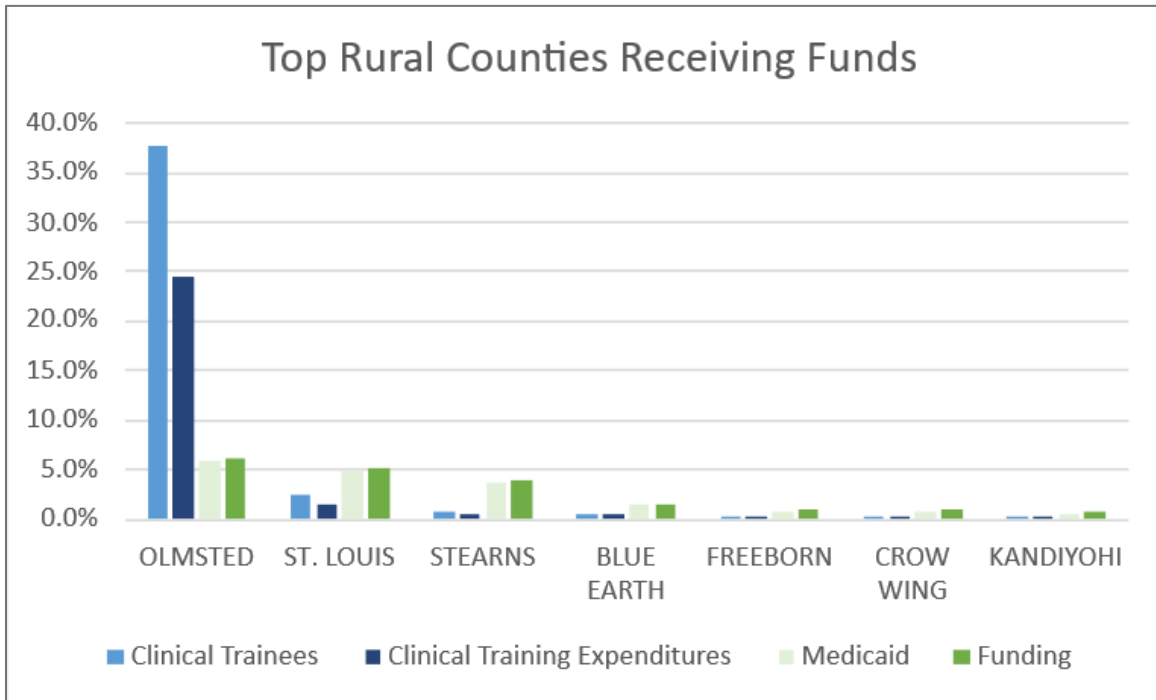


Figure 3B – Top Rural Counties Receiving Funds for Clinical Training



Clinical Training Facilities

As noted earlier in the report, MDH received applications from 27 sponsoring institutions representing 322 teaching programs and their respective clinical training facilities. These applications included funding requests for 484 distinct facilities, which hosted trainees from various teaching disciplines.

To be eligible for MERC funding, a training facility must meet three criteria: host at least 0.1 FTE clinical trainees from an eligible accredited program, report clinical training expenditures of \$5,000 or more, and provide patient care resulting in Medical Assistance or Prepaid Medical Assistance Program reimbursement during the training year. A total of 130 facilities did not meet these initial qualifications, with the majority (85) falling short of the FTE requirement.

Of the training facilities that met the initial qualifications, 294 were funded. The remaining 60 did not qualify due to the formula calculation, which determined initial funding below the \$5,000 minimum threshold. Facilities that fail to meet the minimum typically have smaller shares of Medical Assistance and Prepaid Medical Assistance Program revenue compared to other applicants.

In 2023, MERC training sites provided clinical training to over 3,301 FTE trainees. The number of trainees that a facility hosts can vary year to year—some facilities that hosted trainees in 2023 had not hosted trainees in the previous training period. Table 5 details the total number of qualifying facilities and FTEs within the specific range.

Medical Education and Research Cost (MERC) Distribution

Table 5 - Funding Range

Funding	Facilities	FTE Trainees
\$5,000,000 to \$9,999,999	2	823.5245
\$1,000,000 to \$4,999,999	11	1,207.9116
\$500,000 to \$999,999	10	140.3389
\$100,000 to \$499,999	31	593.4935
\$50,000 to \$99,999	33	251.0098
\$20,000 to \$49,999	82	120.3724
\$10,000 to \$19,999	65	57.4638
\$5,000 to \$9,999	60	29.4204
Ineligible - Below Minimum Grant	60	42.0208
Ineligible - Under FTE Minimum	85	5.0467
Ineligible - Expenditures Not Submitted/Withdrew Application	21	9.3840
Ineligible - Expenditures Under Minimum Grant	13	4.9420
Ineligible - No MA/PMAP Revenue for Formula	10	7.6335
Ineligible - Site Closed During Application Cycle	1	9.3369
Total Distinct Applicants	484	3,301.8988

A total of 190 sites were ineligible due to not meeting either the \$5,000 minimum or the initial qualifications.

Table 6 includes the top 25 recipients, collectively accounting for nearly 81 percent of the total funding and hosting nearly 81 percent of the trainees.

Table 6 - Top 25 Recipients

Clinical Training Facility	Location	MHCP Facility Type	FTE Trainees	Funding
HENNEPIN COUNTY MEDICAL CENTER	MINNEAPOLIS	HOSPITAL	374.3625	\$9,795,758
UMMC FAIRVIEW	MINNEAPOLIS	HOSPITAL	449.1620	\$5,534,696
CHILDRENS HEALTH CARE MINNEAPOLIS	MINNEAPOLIS	HOSPITAL	78.9512	\$4,912,330
MAYO CLINIC HOSPITAL ROCHESTER	ROCHESTER	HOSPITAL	736.6615	\$3,180,713
REGIONS HOSPITAL	ST PAUL	HOSPITAL	167.0166	\$3,116,622
ABBOTT NORTHWESTERN HOSPITAL	MINNEAPOLIS	HOSPITAL	81.7955	\$2,545,426
NORTH MEMORIAL HEALTH CARE	ROBBINSDALE	HOSPITAL	35.3723	\$2,001,134
ST CLOUD HOSPITAL	ST CLOUD	HOSPITAL	14.9059	\$1,774,117
UNITED HOSPITAL	ST PAUL	HOSPITAL	27.7131	\$1,735,551
MERCY HOSPITAL	COON RAPIDS	HOSPITAL	15.4655	\$1,526,498
PARK NICOLLET METHODIST HOSPITAL	ST LOUIS PARK	HOSPITAL	27.3592	\$1,305,614
FAIRVIEW SPECIALTY SERVICES PHARM	MINNEAPOLIS	PHARMACY	4.4566	\$1,166,462

Medical Education and Research Cost (MERC) Distribution

Clinical Training Facility	Location	MHCP Facility Type	FTE Trainees	Funding
HEALTHEAST ST JOHNS HOSPITAL	MAPLEWOOD	HOSPITAL	18.2142	\$1,023,471
GILLETTE CHILDRENS SPECIALTY HEALTH	ST PAUL	HOSPITAL	15.9699	\$995,576
M HEALTH FAIRVIEW SOUTHDALE	MINNEAPOLIS	HOSPITAL	23.2126	\$912,368
ESSENTIA HEALTH ST MARYS MEDICAL	DULUTH	HOSPITAL	30.2442	\$852,350
MAYO CLINIC HEALTH SYSTEM - MANKATO	MANKATO	HOSPITAL	9.1819	\$809,101
ST LUKES HOSPITAL	DULUTH	HOSPITAL	18.5275	\$783,197
M HEALTH FAIRVIEW RIDGES HOSPITAL	BURNSVILLE	HOSPITAL	10.6558	\$714,151
ESSENTIA HEALTH DULUTH	DULUTH	HOSPITAL	14.3735	\$701,797
MCHS ALBERT LEA & AUSTIN	ALBERT LEA	HOSPITAL	6.3638	\$604,931
ESSENTIA HEALTH ST JOSEPHS MEDICAL	BRAINERD	HOSPITAL	7.9253	\$530,305
FAIRVIEW HOME INFUSION	MINNEAPOLIS	PHARMACY	3.8844	\$512,737
HEALTHEAST WOODWINDS HOSPITAL	WOODBURY	HOSPITAL	15.4532	\$396,262
MAYO CLINIC	ROCHESTER	PHYSICIAN	478.7253	\$388,253

A relatively small number of clinical training sites account for the majority of training supported by MERC funding. Twenty-five facilities hosted at least 10 FTEs, these facilities represented nearly 88 percent of the qualifying FTEs trained in Minnesota and received 75 percent of the available funds. Of these, six facilities hosted more than 150 FTEs, accounting for just over 73 percent of the qualifying trainees in Minnesota and receiving just over 37 percent of the available funding. Since funding is based on relative Medicaid volume, rather than on number of FTE trainees, the funding per FTE trainee varies significantly across facilities.

Table 7 – Facilities with more than 150 Fulltime Equivalent Trainees

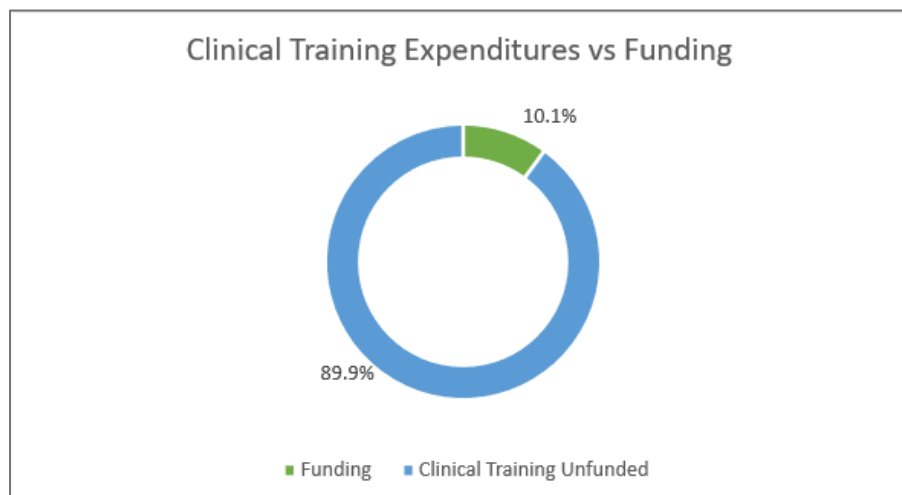
Clinical Training Facility	Location	MHCP Facility Type	FTE Trainees	Funding
MAYO CLINIC HOSPITAL ROCHESTER	ROCHESTER	HOSPITAL	736.6615	\$3,180,713
MAYO CLINIC	ROCHESTER	PHYSICIAN	478.7253	\$388,253
UMMC FAIRVIEW	MINNEAPOLIS	HOSPITAL	449.1620	\$5,534,696
HENNEPIN COUNTY MEDICAL CENTER	MINNEAPOLIS	HOSPITAL	374.3625	\$9,795,758
UNIV OF MN SCHOOL OF DENTISTRY	MINNEAPOLIS	DENTIST	210.6869	\$84,436
REGIONS HOSPITAL	ST PAUL	HOSPITAL	167.0166	\$3,116,622

Training Expenditures

The MERC formula places a cap on the funding an organization can receive, ensuring that support does not exceed the cost of providing clinical training to eligible trainees. This provision was enacted in 2013 to ensure funding is focused on supporting the cost of training. While a site's funding is capped at its total expenditures across various training programs, funds are initially determined based on the facility's relative Medicaid (MA/PMAP) reimbursement. Expenditure limits can encourage training facilities to take on additional trainees when their Medicaid volume is high, and their previous trainee count is low. However, larger facilities with expenditures exceeding award amounts will not see an increase in funding by adding new provider types or trainees.

Minnesota clinical training facilities submitted over \$585 million in training-related expenses for MERC funding. In a typical funding cycle, MERC historically covered between 13-17% of the reported health professions expenditures. Due to higher reported expenses that have been reported since 2022, MERC funding now covers a smaller portion of reported costs compared to previous cycles.

Figure 4 - Overall 2023 Clinical Training Expenditures vs Available 2025 Funding

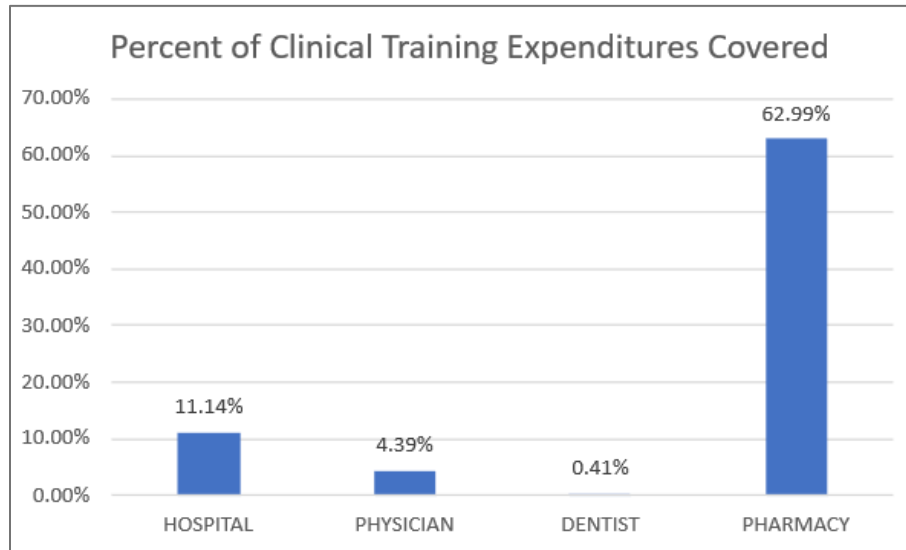


The impact of MERC funding on clinical training expenditures varies significantly by facility type. Facility types hosting 20 or more trainees are highlighted in the figure below. Hospitals accounted for just over 77% of the total reported training expenditures in Minnesota and received slightly more than 85% of the available funding; however, their actual reimbursement for reported expenditures was only 11.1%.

In contrast, pharmacies contributed just over 0.76% of overall reported training expenditures and received slightly more than 4.7% of MERC funds, with a reimbursement rate of nearly 63%. With many variables at play, adjustments to any applicant or changes to one part of the formula can significantly influence outcomes.

Medical Education and Research Cost (MERC) Distribution

Figure 4A - Facilities Hosting Over 20 FTE Trainees



In the current distribution, a total of 119 facilities received full funding. Without the expenditure cap, 91 of these facilities would have been allocated higher awards, with excess funding amounts ranging from \$500 to \$2.8 million.

The expenditure cap resulted in a redistribution of more than \$7.9 million from the initial allocation of these 91 facilities. These funds were redirected to training sites whose initial funding levels fell short of their actual expenditures. As a result, an additional 28 sites had their expenditures covered. Through this redistribution, nearly \$268,000 was allocated to these 28 sites, increasing their initial funding by amounts ranging from \$493 to \$112,553. This adjustment ensured that their revised funding levels aligned with the limits set by the expenditure cap.

Conclusion and Next Steps

Since its launch in August 2019, the application portal has significantly enhanced program efficiency by collecting data electronically, streamlining processes and providing reporting capabilities.

For more than 25 years, the MERC program has played a vital role in supporting clinical training across Minnesota. As part of a broader initiative, it continues to strengthen the state's health care workforce, ensuring adaptability to evolving payment systems, care delivery models, and training needs.

The recent legislative changes introduced additional complexity to the funding process, changing what had been a single annual formula into a separate calculation process for each applicant pool with payments for hospital and hospital affiliates spread out over a multi-year process.

This complexity is particularly evident in how funding minimums interact with expenditure limits. Total funding across the three pools cannot exceed a site's reported expenditures, and funds from sites failing to meet the \$5,000 minimum must be redistributed to eligible sites. Redistribution is only permitted if it does not push a site's total funding across all three pools beyond its reported expenditures.

The distribution mechanism has also evolved. Historically, funds were allocated annually in April and passed through sponsoring institutions, which then directed awards to clinical training sites. While this method remains for the two smaller pools, the largest pool is now incorporated as a component in Medicaid FFS hospital rates. These rates are determined by combining results from two MERC application cycles, which will influence rates for the period of July 1, 2027, to June 30, 2029.

Determining the formula's broader impact on training volume, location, and sustainability remains a challenge. A facility's funding does not necessarily increase when a new provider type begins training there, despite rising costs. Unless Medicaid revenue increases simultaneously or the facility was previously capped at its clinical training expenditures, funding levels are unlikely to change. Similarly, larger facilities with expenditures exceeding their awards will not receive additional funds for taking on more trainees or provider types.

Medical education funding is crucial for maintaining clinical training opportunities, helping facilities navigate financial pressures and reducing the risk of closures which could delay education, exacerbate workforce shortages, and compound shortages in the health care workforce.

Moving forward, MDH remains committed to collaborating with stakeholders to:

- Improve reporting capabilities,
- Streamline application and distribution processes, and
- Strengthen MERC's role in building a responsive, forward-thinking system that ensures clinical training opportunities for Minnesota's future health care professionals.

Appendix – MERC Applicants Receiving Funds

MHCP Clinical Training Site	MHCP Facility Type	Location	Clinical Trainees (FTEs)	Funding
A & E PHARMACY	PHARMACY	ARDEN HILLS	1.2493	\$13,195
ABBOTT NORTHWESTERN HOSPITAL	HOSPITAL	MINNEAPOLIS	81.7955	\$2,545,426
ALEXANDRIA CLINIC	PHYSICIAN	ALEXANDRIA	0.8256	\$27,564
ALLINA HEALTH APPLE VALLEY CLINIC	PHYSICIAN	APPLE VALLEY	0.1100	\$7,138
ALLINA HEALTH BANDANA SQUARE CLINIC	PHYSICIAN	ST PAUL	1.9161	\$60,735
ALLINA HEALTH BLAINE CLINIC	PHYSICIAN	BLAINE	0.5442	\$10,255
ALLINA HEALTH BLOOMINGTON CLINIC	PHYSICIAN	BLOOMINGTON	0.2119	\$11,239
ALLINA HEALTH CAMBRIDGE CLINIC	PHYSICIAN	CAMBRIDGE	0.2918	\$30,707
ALLINA HEALTH CHAMPLIN CLINIC	PHYSICIAN	CHAMPLIN	0.9196	\$16,917
ALLINA HEALTH COON RAPIDS CLINIC	PHYSICIAN	COON RAPIDS	0.5566	\$62,372
ALLINA HEALTH COTTAGE GROVE CLINIC	PHYSICIAN	COTTAGE GROVE	0.2484	\$9,759
ALLINA HEALTH EAST LAKE ST CLINIC	PHYSICIAN	MINNEAPOLIS	0.3960	\$23,838
ALLINA HEALTH EMS	MEDICAL TRANSPORTATION PROV	ST PAUL	1.2868	\$196,276
ALLINA HEALTH FARIBAULT CLINIC	PHYSICIAN	FARIBAULT	0.7452	\$34,353
ALLINA HEALTH FARIBAULT MEDICAL CEN	HOSPITAL	FARIBAULT	1.3498	\$134,392
ALLINA HEALTH FOREST LAKE CLINIC	PHYSICIAN	FOREST LAKE	0.1922	\$6,300
ALLINA HEALTH HASTINGS CLINIC	PHYSICIAN	HASTINGS	0.5237	\$24,663
ALLINA HEALTH HOME HEALTH	HOME HEALTH AGENCY	MINNEAPOLIS	0.1014	\$5,370
ALLINA HEALTH ISANTI CLINIC	PHYSICIAN	ISANTI	0.1374	\$7,262
ALLINA HEALTH MAPLE GROVE CLINIC	PHYSICIAN	MAPLE GROVE	0.1301	\$12,435
ALLINA HEALTH MAPLEWOOD CLINIC	PHYSICIAN	MAPLEWOOD	0.1977	\$11,814
ALLINA HEALTH MERCY PHARMACY	PHARMACY	COON RAPIDS	0.6534	\$12,766
ALLINA HEALTH MERCY WOMEN'S HEALTH	PHYSICIAN	COON RAPIDS	0.5973	\$27,548
ALLINA HEALTH NORTHFIELD CLINIC	PHYSICIAN	NORTHFIELD	0.3307	\$33,851
ALLINA HEALTH ORTHOPEDICS EDINA	PHYSICIAN	EDINA	0.5056	\$26,003
ALLINA HEALTH PLYMOUTH CLINIC	PHYSICIAN	PLYMOUTH	0.2266	\$13,499
ALLINA HEALTH RAMSEY CLINIC	PHYSICIAN	RAMSEY	0.2183	\$14,463
ALLINA HEALTH SENIOR HEALTH	PHYSICIAN	MINNEAPOLIS	0.1233	\$6,531
ALLINA HEALTH SHAKOPEE CLINIC	PHYSICIAN	SHAKOPEE	0.4534	\$25,386
ALLINA HEALTH SHOREVIEW CLINIC	PHYSICIAN	SHOREVIEW	0.5244	\$12,695
ALLINA HEALTH UNITED MEDICAL SPECIA	PHYSICIAN	ST PAUL	0.5184	\$18,684

Medical Education and Research Cost (MERC) Distribution

MHCP Clinical Training Site	MHCP Facility Type	Location	Clinical Trainees (FTEs)	Funding
ALLINA HEALTH UNITED PHARMACY	PHARMACY	ST PAUL	0.7688	\$25,128
ALLINA HEALTH UNITED WOMENS HEALTH	PHYSICIAN	ST PAUL	0.7384	\$13,367
ALLINA HEALTH WOODBURY CLINIC	PHYSICIAN	WOODBURY	0.3117	\$18,850
ALLINA HLTH MERCY GEN SURG CLINIC	PHYSICIAN	COON RAPIDS	0.2187	\$7,912
ASSOCIATED CLINIC OF PSYCHOLOGY	PHYSICIAN	MINNEAPOLIS	1.6722	\$93,052
ASTERA HEALTH	HOSPITAL	WADENA	0.7115	\$40,500
AVERA MARSHALL REG MED CENTER	HOSPITAL	MARSHALL	0.2306	\$7,563
BEECHWOOD INC	BILL ENTITY FOR MENTAL HEALTH	MINNEAPOLIS	0.4038	\$10,188
BLUESTONE PHYSICIAN SERVICES PA	PHYSICIAN	STILLWATER	0.7823	\$29,488
BOYNTON HEALTH SERVICE	PHYSICIAN	MINNEAPOLIS	0.7168	\$9,531
BUFFALO HOSPITAL	HOSPITAL	BUFFALO	0.9658	\$85,792
CAMBRIDGE MEDICAL CENTER - ALLINA H	HOSPITAL	CAMBRIDGE	1.6755	\$101,483
CANVAS HEALTH INCORPORATED	COMMUNITY MENTAL HEALTH CENTER	OAKDALE	1.2103	\$50,035
CARE COUNSELING	BILL ENTITY FOR MENTAL HEALTH	MINNEAPOLIS	1.2152	\$62,518
CENTRACARE - BENSON	HOSPITAL	BENSON	0.1300	\$7,717
CENTRACARE - BIG LAKE CLINIC	PHYSICIAN	BIG LAKE	0.4382	\$5,442
CENTRACARE - LONG PRAIRIE HOSPITAL	HOSPITAL	LONG PRAIRIE	1.5885	\$72,615
CENTRACARE - MONTICELLO HOSPITAL	HOSPITAL	MONTICELLO	0.2775	\$23,040
CENTRACARE - NEW LONDON CLINIC	PHYSICIAN	NEW LONDON	0.2358	\$5,573
CENTRACARE - NORTHWAY CLINIC	PHYSICIAN	ST CLOUD	0.4394	\$18,450
CENTRACARE - PLAZA CLINIC	PHYSICIAN	ST CLOUD	1.0481	\$89,702
CENTRACARE - PLAZA CLINIC	PHYSICIAN	ST CLOUD	0.5297	\$39,470
CENTRACARE - REDWOOD	HOSPITAL	REDWOOD FALLS	0.8788	\$66,513
CENTRACARE - RICE MEMORIAL HOSPITAL	HOSPITAL	WILLMAR	4.6165	\$301,823
CENTRACARE - RIVER CAMPUS CLINIC	PHYSICIAN	ST CLOUD	0.6196	\$81,384
CENTRACARE - SARTELL CLINIC	PHYSICIAN	ST CLOUD	1.0327	\$35,630
CENTRACARE - WILLMAR CLINIC	PHYSICIAN	WILLMAR	0.5614	\$64,401
CENTRACARE - WILLMAR LAKELAND CLINI	PHYSICIAN	WILLMAR	0.4502	\$22,520
CENTRACARE FAMILY HEALTH CENTER	COMMUNITY HEALTH CLINIC	ST CLOUD	5.0949	\$22,885
CENTRACARE HEALTH - PAYNESVILLE HOS	HOSPITAL	PAYNESVILLE	1.0578	\$81,041
CENTRACARE HEALTH SYSTEM - MELROSE	HOSPITAL	MELROSE	0.4645	\$51,366

Medical Education and Research Cost (MERC) Distribution

MHCP Clinical Training Site	MHCP Facility Type	Location	Clinical Trainees (FTEs)	Funding
CENTRACARE HEALTH SYSTEM SAUK CENTR	HOSPITAL	SAUK CENTRE	0.3996	\$49,028
CENTRACARE PHARMACY HEALTH PLAZA	PHARMACY	ST CLOUD	0.8259	\$53,210
CHILDRENS DENTAL SERVICES INC	COMMUNITY HEALTH CLINIC	MINNEAPOLIS	0.3440	\$54,893
CHILDRENS HEALTH CARE MINNEAPOLIS	HOSPITAL	MINNEAPOLIS	78.9512	\$4,912,330
CITY OF MINNEAPOLIS HEALTH DEPT	PUBLIC HEALTH CLINIC	MINNEAPOLIS	0.3004	\$12,202
COMMUNITY A WALGREENS PHARM #15309	PHARMACY	MINNEAPOLIS	0.6727	\$49,787
COMMUNITY MEMORIAL HOSPITAL	HOSPITAL	CLOQUET	0.3402	\$37,896
COMMUNITY WALGREENS PHARMACY #16522	PHARMACY	ST PAUL	0.2883	\$22,164
CROSSTOWN SURGERY CENTER LLC	AMBULATORY SURGERY CENTER	EDINA	0.4889	\$20,557
DEER RIVER HEALTHCARE CENTER	HOSPITAL	DEER RIVER	0.6977	\$21,790
DOUGLAS COUNTY HOSPITAL	HOSPITAL	ALEXANDRIA	0.4035	\$9,330
DULUTH FAMILY MEDICINE CLINIC	PHYSICIAN	DULUTH	8.1174	\$17,821
EAGAN ORTHOPEDIC SURGERY CENTER LLC	AMBULATORY SURGERY CENTER	EAGAN	0.4172	\$18,963
ENTIRA FAMILY CLINICS WEST ST PAUL	PHYSICIAN	WEST ST PAUL	0.3462	\$5,974
ESSENTIA HEALTH 3RD STREET PHARMACY	PHARMACY	DULUTH	0.2345	\$27,976
ESSENTIA HEALTH DULUTH	HOSPITAL	DULUTH	14.3735	\$701,797
ESSENTIA HEALTH FOSSTON	HOSPITAL	FOSSTON	0.1105	\$6,043
ESSENTIA HEALTH LAKESIDE PHARMACY	PHARMACY	DULUTH	0.1922	\$5,807
ESSENTIA HEALTH MOOSE LAKE	HOSPITAL	MOOSE LAKE	0.1834	\$18,980
ESSENTIA HEALTH SANDSTONE	HOSPITAL	SANDSTONE	0.2788	\$12,371
ESSENTIA HEALTH ST JOSEPHS MEDICAL	HOSPITAL	BRAINERD	7.9253	\$530,305
ESSENTIA HEALTH ST MARYS DETROIT LA	HOSPITAL	DETROIT LAKES	2.7346	\$115,866
ESSENTIA HEALTH ST MARYS MEDICAL CE	HOSPITAL	DULUTH	30.2442	\$852,350
ESSENTIA HEALTH VIRGINIA	HOSPITAL	VIRGINIA	5.1463	\$199,236
FACE TO FACE HEALTH COUNSELING	COMMUNITY HEALTH CLINIC	ST PAUL	1.0811	\$9,089
FAIRVIEW CLINICS - APPLE VALLEY	PHYSICIAN	APPLE VALLEY	0.6395	\$12,793
FAIRVIEW CLINICS - BLAINE	PHYSICIAN	BLAINE	0.8538	\$16,913
FAIRVIEW CLINICS - BURNSVILLE	PHYSICIAN	BURNSVILLE	1.3534	\$32,682
FAIRVIEW CLINICS - EDEN PRAIRIE	PHYSICIAN	EDEN PRAIRIE	0.4641	\$8,093

Medical Education and Research Cost (MERC) Distribution

MHCP Clinical Training Site	MHCP Facility Type	Location	Clinical Trainees (FTEs)	Funding
FAIRVIEW CLINICS - EDINA	PHYSICIAN	EDINA	0.5988	\$9,905
FAIRVIEW CLINICS - LAKEVILLE	PHYSICIAN	LAKEVILLE	0.2648	\$9,368
FAIRVIEW CLINICS - NEW BRIGHTON	PHYSICIAN	NEW BRIGHTON	0.3080	\$9,115
FAIRVIEW CLINICS - PRIOR LAKE	PHYSICIAN	PRIOR LAKE	0.4497	\$5,756
FAIRVIEW CLINICS - RIVERSIDE	PHYSICIAN	MINNEAPOLIS	3.9542	\$20,748
FAIRVIEW CLINICS - ROSEMOUNT	PHYSICIAN	ROSEMOUNT	0.2098	\$5,944
FAIRVIEW CLINICS - UPTOWN	PHYSICIAN	MINNEAPOLIS	1.0332	\$10,159
FAIRVIEW CLINICS-UNIVER CHILDRENS	PHYSICIAN	MINNEAPOLIS	2.8533	\$19,655
FAIRVIEW COMPOUNDING PHARMACY	PHARMACY	MINNEAPOLIS	1.6337	\$7,068
FAIRVIEW HOME INFUSION	PHARMACY	MINNEAPOLIS	3.8844	\$512,737
FAIRVIEW MAPLE GROVE SURGERY CENTER	AMBULATORY SURGERY CENTER	MAPLE GROVE	2.5503	\$18,795
FAIRVIEW OXBORO PHARMACY	PHARMACY	BLOOMINGTON	0.3651	\$12,778
FAIRVIEW RIVERSIDE PHARMACY	PHARMACY	MINNEAPOLIS	0.5766	\$55,344
FAIRVIEW SPECIALTY SERVICES PHARM	PHARMACY	MINNEAPOLIS	4.4566	\$1,166,462
FAIRVIEW UNIV MEDICAL CENTER MESABI	HOSPITAL	HIBBING	1.8750	\$367,165
FALKS NURSING SERVICE PHARMACY	PHARMACY	DULUTH	0.6727	\$60,065
FAMILY SERVICE ROCHESTER INC	BILL ENTITY FOR MENTAL HEALTH	ROCHESTER	0.9245	\$17,659
FERNBROOK FAMILY CENTER INC	BILL ENTITY FOR MENTAL HEALTH	ROCHESTER	1.0414	\$6,118
FOND DU LAC HUMAN SERVICES DIVISION	INDIAN HEALTH FACILITY PROV	CLOQUET	0.6014	\$30,428
FRASER CHILD AND FAMILY CENTER	COMMUNITY MENTAL HEALTH CENTER	MINNEAPOLIS	0.2884	\$5,453
GATEWAY FAMILY HEALTH CLINIC	PHYSICIAN	MOOSE LAKE	0.1797	\$11,446
GERITOM MED INC	PHARMACY	BLOOMINGTON	1.6831	\$150,118
GILLETTE CHILDRENS SPECIALTY HEALTH	HOSPITAL	ST PAUL	15.9699	\$995,576
GLENCOE REGIONAL HEALTH SERVICES	HOSPITAL	GLENCOE	2.1277	\$122,985
GOODRICH PHARMACY ANOKA	PHARMACY	ANOKA	1.3805	\$13,851
GRAND ITASCA CLINIC & HOSPITAL	HOSPITAL	GRAND RAPIDS	1.6149	\$240,746
GUIDEPOINT PHARMACY #101	PHARMACY	BRAINERD	1.2377	\$24,410
GUIDEPOINT PHARMACY #106	PHARMACY	CROSBY	1.0302	\$16,186
GUNDERSEN ST ELIZABETH'S HOSPITAL &	HOSPITAL	WABASHA	0.2690	\$11,228
HCMC SHAPIRO PHARMACY	PHARMACY	MINNEAPOLIS	3.7479	\$27,730

Medical Education and Research Cost (MERC) Distribution

MHCP Clinical Training Site	MHCP Facility Type	Location	Clinical Trainees (FTEs)	Funding
HEALTHEAST ROSELAWN CLINIC	PHYSICIAN	MAPLEWOOD	0.2459	\$42,171
HEALTHEAST ST JOHNS HOSPITAL	HOSPITAL	MAPLEWOOD	18.2142	\$1,023,471
HEALTHEAST WOODBURY CLINIC	PHYSICIAN	WOODBURY	1.4040	\$29,043
HEALTHEAST WOODWINDS HOSPITAL	HOSPITAL	WOODBURY	15.4532	\$396,262
HEALTHPARTNERS ARDEN HILLS CLINIC	PHYSICIAN	ARDEN HILLS	0.9621	\$31,838
HEALTHPARTNERS BLOOMINGTON	PHYSICIAN	BLOOMINGTON	0.1874	\$23,826
HEALTHPARTNERS BROOKLYN CENTER	PHYSICIAN	BROOKLYN CENTER	0.6915	\$41,668
HEALTHPARTNERS COMO	PHYSICIAN	ST PAUL	1.2910	\$59,721
HEALTHPARTNERS COON RAPIDS	PHYSICIAN	COON RAPIDS	0.1632	\$20,749
HEALTHPARTNERS HEALTH CENTER FOR WO	PHYSICIAN	ST PAUL	0.5504	\$20,610
HEALTHPARTNERS HOSPICE & PALLIATIVE	HOSPICE	BLOOMINGTON	0.4215	\$50,337
HEALTHPARTNERS INVER GROVE HEIGHTS	PHYSICIAN	INVER GROVE HTS	0.1263	\$16,057
HEALTHPARTNERS MAPLEWOOD	PHYSICIAN	MAPLEWOOD	0.1655	\$19,764
HEALTHPARTNERS MIDWAY CLINIC	PHYSICIAN	ST PAUL	6.8764	\$62,967
HEALTHPARTNERS NEUROSCIENCE CENTER	PHYSICIAN	ST PAUL	2.0284	\$26,226
HEALTHPARTNERS SPECIALTY CENTER 401	PHYSICIAN	ST PAUL	10.7953	\$5,145
HEALTHPARTNERS ST PAUL CLINIC	PHYSICIAN	ST PAUL	8.7181	\$110,281
HEALTHPARTNERS WEST	PHYSICIAN	ST LOUIS PARK	0.8204	\$22,837
HEALTHPARTNERS WOODBURY	PHYSICIAN	WOODBURY	0.5808	\$55,478
HENNEPIN COUNTY MED CTR RLL 340B	PHARMACY	MINNEAPOLIS	0.8562	\$26,447
HENNEPIN COUNTY MEDICAL CENTER	HOSPITAL	MINNEAPOLIS	374.3625	\$9,795,758
HP RIVERWAY ANOKA	PHYSICIAN	ANOKA	0.6070	\$24,269
HUMAN DEVELOPMENT CENTER INC	COMMUNITY MENTAL HEALTH CENTER	DULUTH	0.2163	\$10,957
HUNT SILVER LAKE DRUG	PHARMACY	ROCHESTER	0.1537	\$9,484
HUTCHINSON COMMUNITY HOSPITAL	HOSPITAL	HUTCHINSON	1.5066	\$181,004
IVERSON CORNER DRUG INC	PHARMACY	BEMIDJI	0.1922	\$6,770
KENNEDY DRUG	PHARMACY	LAKE CITY	0.1845	\$14,527
LAKE REGION HEALTHCARE CORP	HOSPITAL	FERGUS FALLS	1.8162	\$96,067
LAKEVIEW CLINIC LTD	PHYSICIAN	WACONIA	1.1939	\$31,358
LAKEVIEW MEMORIAL HOSPITAL	HOSPITAL	STILLWATER	3.7562	\$149,071
LAKEWOOD HEALTH SYSTEM	HOSPITAL	STAPLES	1.9650	\$234,880
LLOYDS PHARMACY	PHARMACY	ST PAUL	0.7495	\$38,297

Medical Education and Research Cost (MERC) Distribution

MHCP Clinical Training Site	MHCP Facility Type	Location	Clinical Trainees (FTEs)	Funding
M HEALTH CLINICS & SURGERY CENTER	PHYSICIAN	MINNEAPOLIS	28.0093	\$152,218
M HEALTH FAIRVIEW CLINIC - MAPLE G	PHYSICIAN	MAPLE GROVE	0.6556	\$17,674
M HEALTH FAIRVIEW CENTER FOR WOMEN	PHYSICIAN	EDINA	0.9951	\$12,247
M HEALTH FAIRVIEW CLINIC - ANDOVER	PHYSICIAN	ANDOVER	0.6693	\$22,865
M HEALTH FAIRVIEW CLINIC - BROOKLYN	PHYSICIAN	BROOKLYN PARK	1.1707	\$35,617
M HEALTH FAIRVIEW CLINIC - EAGAN	PHYSICIAN	EAGAN	3.7129	\$22,392
M HEALTH FAIRVIEW CLINIC - ELK RIVE	PHYSICIAN	ELK RIVER	1.2733	\$16,742
M HEALTH FAIRVIEW CLINIC - FRIDLEY	PHYSICIAN	FRIDLEY	0.6678	\$22,768
M HEALTH FAIRVIEW CLINIC - HIGHLAND	PHYSICIAN	ST PAUL	0.4798	\$18,103
M HEALTH FAIRVIEW CLINIC - HUGO	PHYSICIAN	HUGO	0.2336	\$5,868
M HEALTH FAIRVIEW CLINIC - MAPLEWOOD	PHYSICIAN	MAPLEWOOD	1.0590	\$36,572
M HEALTH FAIRVIEW CLINIC - NORTH BR	PHYSICIAN	NORTH BRANCH	1.0872	\$19,257
M HEALTH FAIRVIEW CLINIC - PRINCETO	PHYSICIAN	PRINCETON	0.9594	\$24,698
M HEALTH FAIRVIEW CLINIC - WYOMING	PHYSICIAN	WYOMING	2.4193	\$24,068
M HEALTH FAIRVIEW CLINIC BETHESDA	PHYSICIAN	ST PAUL	10.6855	\$38,798
M HEALTH FAIRVIEW CLINIC PHALEN VIL	PHYSICIAN	ST PAUL	8.2279	\$25,860
M HEALTH FAIRVIEW GERIATRIC SERVICE	PHYSICIAN	ST PAUL	0.1734	\$15,887
M HEALTH FAIRVIEW HEART CLINIC - ED	PHYSICIAN	EDINA	0.3191	\$9,993
M HEALTH FAIRVIEW LAKES MEDICAL CEN	HOSPITAL	WYOMING	2.4983	\$203,146
M HEALTH FAIRVIEW MASONIC INSTITUTE	PHYSICIAN	MINNEAPOLIS	9.2325	\$12,861
M HEALTH FAIRVIEW NEUROLOGY CLINIC	PHYSICIAN	MAPLEWOOD	0.1366	\$6,332
M HEALTH FAIRVIEW NORTHLAND MEDICAL	HOSPITAL	PRINCETON	1.3605	\$188,461
M HEALTH FAIRVIEW RIDGES HOSPITAL	HOSPITAL	BURNSVILLE	10.6558	\$714,151
M HEALTH FAIRVIEW SMILEYS	PHYSICIAN	MINNEAPOLIS	8.7635	\$25,067
M HEALTH FAIRVIEW SOUTHDALE HOSPITA	HOSPITAL	MINNEAPOLIS	23.2126	\$912,368
M HEALTH FAIRVIEWCLINIC - MIDWAY	PHYSICIAN	ST PAUL	0.2485	\$9,644
MANKATO CLINIC LTD	PHYSICIAN	MANKATO	0.7139	\$34,286
MAPLE GROVE HOSPITAL CORP	HOSPITAL	MAPLE GROVE	1.0957	\$131,212
MAYO CLINIC	PHYSICIAN	ROCHESTER	478.7253	\$388,253
MAYO CLINIC HEALTH SYSTEM - CANNON	HOSPITAL	CANNON FALLS	0.1270	\$18,023
MAYO CLINIC HEALTH SYSTEM - FAIRMONT	HOSPITAL	FAIRMONT	1.1475	\$134,750
MAYO CLINIC HEALTH SYSTEM - MANKATO	HOSPITAL	MANKATO	9.1819	\$809,101
MAYO CLINIC HEALTH SYSTEM NEW PRAGU	HOSPITAL	NEW PRAGUE	1.0171	\$96,467

Medical Education and Research Cost (MERC) Distribution

MHCP Clinical Training Site	MHCP Facility Type	Location	Clinical Trainees (FTEs)	Funding
MAYO CLINIC HEALTH SYSTEM RED WING	HOSPITAL	RED WING	2.6387	\$152,878
MAYO CLINIC HEALTH SYSTEM ST JAMES	HOSPITAL	ST JAMES	0.1985	\$31,895
MAYO CLINIC HLTH SYSTEM-NORTH RIDGE	PHYSICIAN	NORTH MANKATO	0.1593	\$15,995
MAYO CLINIC HOSPITAL ROCHESTER	HOSPITAL	ROCHESTER	736.6615	\$3,180,713
MCHS - EASTRIDGE CLINIC	PHYSICIAN	MANKATO	6.7173	\$38,822
MCHS - OWATONNA	PHYSICIAN	OWATONNA	0.8267	\$67,257
MCHS ALBERT LEA & AUSTIN	HOSPITAL	ALBERT LEA	6.3638	\$604,931
MERCY HOSPITAL	HOSPITAL	COON RAPIDS	15.4655	\$1,526,498
MILLE LACS HEALTH SYSTEM	HOSPITAL	ONAMIA	1.5061	\$83,730
MINNESOTA CANCER CARE PHARMACY	PHARMACY	MAPLEWOOD	0.3844	\$14,251
MINNESOTA VALLEY SURGERY CENTER	AMBULATORY SURGERY CENTER	BURNSVILLE	0.1780	\$6,304
NE METRO INTERMEDIATE DISTRICT	SCHOOL DISTRICT	WHITE BEAR LAKE	0.3403	\$8,300
NEW ULM MEDICAL CENTER	HOSPITAL	NEW ULM	2.0601	\$188,996
NORTH MEMORIAL AMBULATORY SURGERY	AMBULATORY SURGERY CENTER	MAPLE GROVE	0.1413	\$6,047
NORTH MEMORIAL HEALTH CARE	HOSPITAL	ROBBINSDALE	35.3723	\$2,001,134
NORTH MEMORIAL HEALTH CLINIC - BROO	PHYSICIAN	BROOKLYN CENTER	0.4567	\$27,054
NORTHERN PINES MENTAL HEALTH CENTER	COMMUNITY MENTAL HEALTH CENTER	LITTLE FALLS	0.2900	\$6,937
NORTHFIELD HOSPITAL	HOSPITAL	NORTHFIELD	1.2244	\$81,190
NYSTROM & ASSOCIATES INC	BILL ENTITY FOR MENTAL HEALTH	CAMBRIDGE	0.1154	\$6,332
NYSTROM & ASSOCIATES LTD	PHYSICIAN	NEW BRIGHTON	1.7310	\$8,841
OLMSTED MEDICAL CENTER	HOSPITAL	ROCHESTER	0.2737	\$15,327
OLMSTED MEDICAL GROUP	PHYSICIAN	ROCHESTER	1.1912	\$26,043
OWATONNA HOSPITAL	HOSPITAL	OWATONNA	2.1418	\$140,540
PARK NICOLLET CLINIC	PHYSICIAN	CHAMPLIN	0.1888	\$9,093
PARK NICOLLET CLINIC BLOOMINGTON	PHYSICIAN	BLOOMINGTON	0.4738	\$48,874
PARK NICOLLET CLINIC BROOKDALE	PHYSICIAN	BROOKLYN CENTER	1.1894	\$87,021
PARK NICOLLET CLINIC CARLSON	PHYSICIAN	MINNETONKA	0.1035	\$6,926
PARK NICOLLET CLINIC CHANHASSEN	PHYSICIAN	CHANHASSEN	0.3619	\$25,639
PARK NICOLLET CLINIC CREEKSIDE	PHYSICIAN	ST LOUIS PARK	6.9046	\$12,758
PARK NICOLLET CLINIC MEADOWBROOK	PHYSICIAN	ST LOUIS PARK	0.9000	\$158,796
PARK NICOLLET CLINIC MINNEAPOLIS	PHYSICIAN	MINNEAPOLIS	0.6417	\$54,509

Medical Education and Research Cost (MERC) Distribution

MHCP Clinical Training Site	MHCP Facility Type	Location	Clinical Trainees (FTEs)	Funding
PARK NICOLLET CLINIC PLYMOUTH	PHYSICIAN	PLYMOUTH	0.1996	\$18,498
PARK NICOLLET CLINIC PRIOR LAKE	PHYSICIAN	PRIOR LAKE	0.2189	\$8,525
PARK NICOLLET CLINIC SHAKOPEE	PHYSICIAN	SHAKOPEE	0.6610	\$31,085
PARK NICOLLET CLINICS	PHYSICIAN	ST LOUIS PARK	4.3509	\$283,847
PARK NICOLLET METHODIST HOSPITAL	HOSPITAL	ST LOUIS PARK	27.3592	\$1,305,614
PARTNERS IN PEDIATRICS	PHYSICIAN	ROGERS	0.1077	\$5,087
PARTNERS IN PEDIATRICS	PHYSICIAN	ST LOUIS PARK	0.1544	\$6,309
PHALEN FAMILY PHARMACY LTD	PHARMACY	ST PAUL	0.5573	\$39,897
PIPESTONE COUNTY MEDICAL CENTER	HOSPITAL	PIPESTONE	0.1902	\$8,303
PLANNED PARENTHOOD MN ND SD	FAMILY PLANNING AGENCY	ST PAUL	1.1529	\$30,990
PNC - HEART & VASCULAR CENTER	PHYSICIAN	ST LOUIS PARK	0.4267	\$46,101
PNC MAPLE GROVE CLINIC & SPEC CNTR	PHYSICIAN	MAPLE GROVE	0.9393	\$119,008
PPMNS APPLE VALLEY	FAMILY PLANNING AGENCY	APPLE VALLEY	0.2913	\$7,494
REGIONS HOSPITAL	HOSPITAL	ST PAUL	167.0166	\$3,116,622
RELATE COUNSELING CENTER	COMMUNITY MENTAL HEALTH CENTER	MINNETONKA	1.4557	\$32,924
RICE STREET CLINIC	PHYSICIAN	ST PAUL	0.4287	\$43,038
RIDGEVIEW MEDICAL CENTER	HOSPITAL	WACONIA	0.7684	\$28,323
RIVERWAY CLINICS-ANDOVER	PHYSICIAN	ANDOVER	0.1923	\$6,928
RIVERWOOD GARRISON CLINIC PHARMACY	PHARMACY	GARRISON	0.1153	\$7,344
RIVERWOOD HEALTHCARE CENTER	HOSPITAL	AITKIN	1.6593	\$156,998
ROOTS WELLNESS CENTER	BILL ENTITY FOR MENTAL HEALTH	ST PAUL	0.8171	\$12,898
SANFORD BEMIDJI MEDICAL CENTER	HOSPITAL	BEMIDJI	2.7420	\$145,119
SANFORD WORTHINGTON MEDICAL CENTER	HOSPITAL	WORTHINGTON	0.3973	\$9,152
SETZER PHARMACY & GIFT CENTER	PHARMACY	ROSEVILLE	0.9570	\$55,196
SOLUTIONS BEHAVIORAL HEALTHCARE PRO	COMMUNITY MENTAL HEALTH CENTER	MOORHEAD	1.0000	\$92,321
SOUTH LAKE PEDIATRICS	PHYSICIAN	MAPLE GROVE	0.1751	\$6,239
SOUTH LAKE PEDIATRICS	PHYSICIAN	MINNETONKA	0.1000	\$6,057
SPECIALISTS IN GENERAL SURGERY LTD	PHYSICIAN	MAPLE GROVE	0.5410	\$5,204
ST CLOUD HOSPITAL	HOSPITAL	ST CLOUD	14.9059	\$1,774,117

Medical Education and Research Cost (MERC) Distribution

MHCP Clinical Training Site	MHCP Facility Type	Location	Clinical Trainees (FTEs)	Funding
ST CLOUD SURGICAL CENTER	AMBULATORY SURGERY CENTER	ST CLOUD	1.0929	\$82,998
ST DAVID'S CENTER	BILL ENTITY FOR MENTAL HEALTH	MINNETONKA	0.7096	\$21,541
ST FRANCIS REGIONAL MEDICAL CENTER	HOSPITAL	SHAKOPEE	0.5952	\$43,262
ST LUKES HOSPITAL	HOSPITAL	DULUTH	18.5275	\$783,197
STELLIS HEALTH PA - BUFFALO CLINIC	PHYSICIAN	BUFFALO	1.2175	\$18,244
STELLIS HEALTH PA-MONTICELLO CLINIC	PHYSICIAN	MONTICELLO	1.4096	\$27,180
STERLING #04	PHARMACY	FAIRMONT	0.1653	\$20,828
STEVENS COMMUNITY MEDICAL CENTER	HOSPITAL	MORRIS	0.1869	\$7,777
THE CENTER FOR VICTIMS OF TORTURE	TARGET CASE MANAGEMENT	ST PAUL	0.1923	\$5,858
THE LORENZ CLINIC LLC	BILL ENTITY FOR MENTAL HEALTH	CHASKA	0.4106	\$5,771
THERAPEUTIC SERVICES AGENCY INC	BILL ENTITY FOR MENTAL HEALTH	PINE CITY	1.5007	\$47,345
TRIA CLINIC	PHYSICIAN	BLOOMINGTON	6.0388	\$40,437
TRIA ORTHOPAEDIC CENTER ASC LLC	AMBULATORY SURGERY CENTER	BLOOMINGTON	0.4555	\$35,952
TRIA ORTHOPAEDIC CENTER LLC	PHYSICIAN	WOODBURY	2.2493	\$25,793
TWIN CITIES ORTHOPEDICS	PHYSICIAN	BURNSVILLE	0.1441	\$8,695
TWIN CITIES ORTHOPEDICS	PHYSICIAN	EAGAN	0.9825	\$14,598
TWIN CITIES ORTHOPEDICS PA	PHYSICIAN	WOODBURY	0.2654	\$11,185
TWIN CITIES ORTHOPEDICS PA	PHYSICIAN	EDINA	0.4521	\$31,512
UMMC FAIRVIEW	HOSPITAL	MINNEAPOLIS	449.1620	\$5,534,696
UMP BROADWAY FAMILY MEDICINE	PHYSICIAN	MINNEAPOLIS	10.8676	\$28,827
UNITED HOSPITAL	HOSPITAL	ST PAUL	27.7131	\$1,735,551
UNIV OF MN SCHOOL OF DENTISTRY	DENTIST	MINNEAPOLIS	210.6869	\$84,436
VOYAGE HEALTHCARE	PHYSICIAN	MAPLE GROVE	0.2569	\$18,973
VOYAGE HEALTHCARE	PHYSICIAN	CRYSTAL	0.4959	\$21,563
VOYAGE HEALTHCARE	PHYSICIAN	PLYMOUTH	0.2110	\$6,584
WALGREENS #03114	PHARMACY	EDINA	0.4497	\$33,301
WALGREENS #04879	PHARMACY	SAVAGE	0.1922	\$14,417
WALGREENS #07126	PHARMACY	DULUTH	0.3382	\$23,995
WALGREENS #07781	PHARMACY	BLAINE	0.2113	\$15,570

Medical Education and Research Cost (MERC) Distribution

MHCP Clinical Training Site	MHCP Facility Type	Location	Clinical Trainees (FTEs)	Funding
WALGREENS #10188	PHARMACY	WOODBURY	0.3344	\$19,054
WALGREENS #10641	PHARMACY	EAGAN	0.2229	\$17,035
WALGREENS #13877	PHARMACY	DULUTH	0.4189	\$30,729
WALGREENS #15149	PHARMACY	DULUTH	0.1537	\$10,947
WALGREENS PHARMACY #01479	PHARMACY	MAPLE GROVE	0.1114	\$8,124
WALGREENS PHARMACY #02767	PHARMACY	PLYMOUTH	0.1076	\$7,462
WALGREENS PHARMACY #02769	PHARMACY	WHITE BEAR LAKE	0.2575	\$18,785
WALGREENS PHARMACY #03122	PHARMACY	OAKDALE	0.4381	\$30,509
WALGREENS PHARMACY #04038	PHARMACY	ROSEMOUNT	0.1307	\$9,526
WALGREENS PHARMACY #04119	PHARMACY	MINNEAPOLIS	0.2421	\$17,651
WALGREENS PHARMACY #06056	PHARMACY	WOODBURY	0.1691	\$12,331
WALGREENS PHARMACY #09795	PHARMACY	ST PAUL	0.2229	\$15,986
WALGREENS PHARMACY #11916	PHARMACY	MINNEAPOLIS	0.1922	\$14,037
WALGREENS PHARMACY #13753	PHARMACY	EDINA	0.2921	\$12,909
WASHBURN CENTER FOR CHILDREN	COMMUNITY MENTAL HEALTH CENTER	MINNEAPOLIS	3.7076	\$59,893
WELIA HEALTH	HOSPITAL	MORA	4.0640	\$208,430
WHITTIER CLINIC PHARMACY 340B	PHARMACY	MINNEAPOLIS	0.1324	\$18,885
WILDER CHILDREN AND FAMILY SERVICES	COMMUNITY MENTAL HEALTH CENTER	ST PAUL	3.6515	\$180,081
WINONA HEALTH SERVICES	HOSPITAL	WINONA	1.0953	\$47,293
Total			3,223.5349	\$59,215,370

Facility names, locations, and facility types are listed as they appear in Minnesota Health Care Program (MHCP) enrollment records. It's important to note that some facilities may share similar names but represent distinct locations and/or MHCP providers.